

Scoping Summary for the General Separations Area Eastern Groundwater Operable Unit (U)

SEMS Number: 46

WSRC-RP-2000-4134

Final

September 2018

DISCLAIMER

This document was prepared in conjunction with work accomplished under Contract No. DE-AC09-08SR22470 with the U.S. Department of Energy.

This work was prepared under an agreement with and funded by the U.S. Government. Neither the U.S. Government or its employees, nor any of its contractors, subcontractors or their employees, makes any express or implied: 1. warranty or assumes any legal liability for the accuracy, completeness, or for the use or results of such use of any information, product, or process disclosed; or 2. representation that such use or results of such use would not infringe privately owned rights; or 3. endorsement or recommendation of any specifically identified commercial product, process, or service. Any views and opinions of authors expressed in this work do not necessarily state or reflect those of the United States Government, or its contractors, or subcontractors.

Printed in the United States of America

Prepared for
U.S. Department of Energy
and
Savannah River Nuclear Solutions, LLC
Aiken, South Carolina

TABLE OF CONTENTS

<u>Section</u>	<u>Page</u>
LIST OF FIGURES	iii
LIST OF TABLES	iii
LIST OF APPENDICES	iii
KEY CHANGES TO THE SCOPING SUMMARY	iv
RECORD OF CORE TEAM AGREEMENTS.....	iv
1.0 PROJECT PHASE AND STATUS	1
2.0 BACKGROUND	1
3.0 LAND USE	2
4.0 SUBUNITS.....	2
4.1 Groundwater	2
4.1.1 Problem Warranting Action	7
4.1.2 Remedial Action Objectives (RAO)	7
4.1.3 Scope of Problem	7
4.1.4 Likely Response Action/Interim Action	8
4.1.5 Uncertainty.....	8
5.0 OPERABLE UNIT STRATEGY AND SCHEDULE.....	8

LIST OF FIGURES

<u>Figure</u>	<u>Page</u>
Figure 1. Details of the GSA Eastern GW OU Monitoring Network	10
Figure 2. 2017 Upper Three Runs Aquifer Tritium Concentration	11
Figure 3. 2017 Gordon Aquifer Tritium Concentration.....	12
Figure 4. 2017 Upper Three Runs Aquifer TCE Concentration	13
Figure 5. 2017 Gordon Aquifer TCE Concentration	14
Figure 6. Tritium Concentration Upper Three Runs Aquifer	15
Figure 7. Tritium Concentration Gordon Aquifer.....	16
Figure 8. Nonvolatile Beta Concentration in Well HAA 15A	17
Figure 9. VOC Concentrations in Well HAA 5D	18

LIST OF TABLES

<u>Table</u>	<u>Page</u>
Table 1. Groundwater Monitoring Network.....	19

LIST OF APPENDICES

<u>Appendix</u>	<u>Page</u>
A 2010 through 2017 Monitoring Well Results.....	A-1
B 2017 Monitoring Well Results.....	B-1

KEY CHANGES TO THE SCOPING SUMMARY

Section	Description of Change	Rationale for Change
Appendix A	Data prior to 2010 was removed from Appendix A.	Appendix A has been updated to include data from 2010 through 2017.
Tables	Tables in Appendix A and B were updated with the 2017 data.	Data tables have been updated to include the recent sampling results for 2Q2017.
Figures	Figures were updated to show sample results from 2017.	Update maps and graphs with current sample results.

RECORD OF CORE TEAM AGREEMENTS

Agreement	Meeting
Core Team agreed to abandon and replace wells HAA 12A, HAA 13A and HAA 15A. Locations for replacement will be approved by the Core Team	September 2018
Core Team agreed to abandon and replace well HAA 12A. Locations for replacement will be approved by the Core Team. Wells HAA 13A and HAA 15A will be investigated via camera survey and testing for the feasibility of rehabilitation and continued use.	October 2017
Core Team agreed to sample well HAA 16D when no sample is available at seepline piezometer CBS-1.	October 2017
Core Team agreed to monitor nonvolatile beta (speciation is no longer necessary) at Gordon Aquifer well HAA 15A.	September 2014
Core Team agreed to add analyses for Target Compound List VOCs and gross alpha for all wells and to perform beta/gamma speciation on well HAA 15A to identify specific radionuclides.	August 2013
As documented in the GSA Eastern and Western Groundwater OUs Groundwater Monitoring Optimization White Paper, SRNS-RP-2012-00783, Rev. 1, January 2014, the Core Team agreed to discontinue monitoring at wells HAA-16D, HGW-1D, HGW-4D, HTF-12D, HTF-15D, SBG-6D.	August 2013
Lead has been detected in the groundwater sporadically. The Core Team determined that lead is not a problem that warrants action, however monitoring should continue for lead.	June 2010

1.0 PROJECT PHASE AND STATUS

The H-Area Tank Farm Groundwater (GW) Operable Unit (OU) was originally composed of various historical spills and leaks in the H-Area Tank Farm. In April 2000, the Core Team agreed to eliminate the milestones for the H-Area Tank Farm GW OU and to create a new GW OU, the General Separations Area (GSA) Eastern GW OU (OU). This OU includes the GW associated with operating facilities within H Area (except for GW associated with the H-Area Tank Farm which has been assimilated into the H-Area Tank Farm OU), the H-Area Retention Basin (HRB), Warner's Pond (WP), and HP52 Ponds (HP52).

The Resource Conservation and Recovery Act (RCRA) Facility Investigation (RFI)/Remedial Investigation (RI) Work Plan for the GSA Eastern GW OU, Revision 1.1, was approved by the United States Environmental Protection Agency (USEPA) and by the South Carolina Department of Health and Environmental Control (SCDHEC) in September 2001. A Field Start was achieved for the OU on August 16, 2001.

The GSA Eastern GW OU is currently in a GW monitoring program. The purpose of this Scoping Summary is to present the analytical data obtained in 2017 from the annual GW monitoring program and to determine if the monitoring network and analytical suite remain appropriate for continued monitoring. In 2017, concentrations of monitored constituents have remained consistent with recent past results and continued sampling of the GW monitoring network is recommended.

2.0 BACKGROUND

H Area is located on a topographical high near the center of Savannah River Site (SRS). S Area is located to the immediate northeast of H Area. The GSA Eastern GW OU encompasses H Area, S Area, and adjacent general site areas. The boundaries of the GSA Eastern GW OU are roughly coincident with McQueen Branch to the east; the HRB and the HP52 to the south; WP and Crouch Branch to the west; and S Area and tributaries of Crouch Branch to the north (Figure 1).

The objective of the GSA Eastern GW OU strategy is to monitor GW in the two uppermost aquifers that underlie the OU and that discharge to Upper Three Runs Creek, Fourmile Branch, or their tributaries. The Upper Three Runs Aquifer (UTRA) is the shallowest aquifer beneath the GSA Eastern GW OU. A semi-continuous confining unit (the “tan clay” confining zone) divides the UTRA into an Upper Aquifer Zone (UAZ) and a Lower Aquifer Zone (LAZ). A more continuous aquitard, the Gordon Confining Unit, underlies the LAZ and confines the Gordon Aquifer (GA). GW samples are collected from wells located in both the UTRA and GA.

Figure 1 provides contours of the topography, the UTRA water table surface, the GA potentiometric surface, and shows the existing monitoring network. It is also useful to recognize that the tributaries to Upper Three Runs in the vicinity of the OU have intermittent flows due to rainfall (or permitted outfalls) in their upper reaches and receive more continuous flow from the water table at lower elevations.

Characterization has been performed to determine the nature and extent of GW contamination within the OU. The results indicate that the primary GW contaminants are tritium and volatile organic compounds (VOCs).

3.0 LAND USE

The area encompassed by the GSA Eastern GW OU is heavily developed with many active industrial facilities. No future residential use of the area is anticipated. Land use of the entire GSA Eastern GW OU area will be controlled to prevent use of the GW that exceeds maximum contaminant levels (MCLs). The UTRA and GA are not used as a drinking water source at SRS.

4.0 SUBUNITS

4.1 Groundwater

The GSA Eastern GW OU includes GW in the UTRA and GA. Soils, sediments, and surface water from potential source units are not considered as part of the GSA Eastern

GW OU. These media will be addressed during closure of the individual waste units and operating facilities.

In 2017, the GSA Eastern GW OU was under a GW monitoring program that consisted of 24 monitoring wells and one shallow sampling point at the seepage line (CBS-1). Samples were collected from all monitoring locations in 2017. During the October 2017 Core Team meeting, SRS agreed to sample the well HAA 16D when CBS-1 is dry. Samples from the monitoring wells were analyzed according to Table 1. Sample results from 2010 through 2017 are provided in Appendix A. A matrix table containing all results from 2017 is provided in Appendix B. Analytical results from 2017 for tritium and trichloroethylene (TCE) are depicted in Figures 2 through 5. Time series graphs are presented in Figures 6 through 9. A review of the 2017 data indicates that there are not significant concentration differences between the current data and recent past sampling results. A discussion of tritium, radionuclides, and VOCs (TCE is the primary VOC) is presented below.

Tritium and Radionuclides

Tritium has been detected in the GW of the GSA Eastern GW OU since monitoring began in 2002. In 2017, the maximum tritium concentration was 28.9 pCi/mL at well HGW 2D as shown on Figure 2. This well has a history of tritium slightly above the MCL and has remained stable over the past several years.

In 2012, the maximum tritium result (89 pCi/mL) was at well HAA 12D, located within the center of the H-Area facilities. Following the maximum result in May 2012, tritium concentrations trended rapidly downward during the rest of 2012 and have remained below the MCL, measuring 17.9 pCi/mL in 2017. Figure 6 shows the history of tritium in HAA 12D and other UTRA wells. Potential sources of the tritium are the Off-Site Fuels Receiving Basin facility (244-H), the numerous process sewer lines in the area, and/or the nearby H-Area Inactive Process Sewer Line (HIPSL) that transported low-level radioactive wastewater from the separations facilities to the H-Area Seepage Basins. Both the 244-H Off-Site Fuels Receiving Basin and HIPSL are identified in the SRS Federal Facility

Agreement as components of the H-Area OU. The 244-H Off-Site Fuels Receiving Basin is located on Appendix K.1, *D&D Facilities to be Decommissioned*.

In 2017, tritium concentrations in the UTRA were low and similar to recent years at the two distal wells (HGW 2D and HGW 3D) with histories of tritium greater than the MCL. As shown on Figure 6, based on decay alone, tritium at HGW 2D (28.9 pCi/mL in 2017) should be below the MCL by the year 2022. This estimate is conservative as it does not include effects of dispersive attenuation. Overall, the tritium plume in the UTRA continues to remain stable to shrinking as shown on Figure 6.

In 2017, tritium was below the MCL in all wells in the GA except HAA 12A and was detectable in only two of the seven GA monitoring wells. The maximum concentration was 23.1 pCi/mL at well HAA 12A. SRS believes the presence of tritium in the GA may be due to downward leakage along the well bore from the overlying UAZ and is working to abandon and replace HAA 12A. Tritium has been present above the MCL at wells HAA 12D and HAA 12C in the overlying aquifers. Note that well HAA 12C is monitored for the H-Area Tank Farm GW OU. Figure 7 shows the time trend for tritium in HAA 12A.

At the seepage line of Crouch Branch, a sample was collected in 2017 with a tritium concentration of 2.56 pCi/mL. Since monitoring began in 2002, the Crouch Branch piezometer has a history of very low tritium concentrations. The piezometer is less than five feet deep and has often not produced enough water for a sufficient sample. The Core Team agreed during the October 2017 meeting to sample well HAA 16D when CBS-1 is dry. Figures 2 and 3 present the 2017 tritium results for the UTRA and GA, respectively.

At the GSA Eastern GW OU, gross alpha and nonvolatile beta background concentrations in the GA are generally low. At background, wells HAA 1A and HSB 85A, 77 samples were collected from 2001 to 2013. The median concentration for gross alpha was 0.91 pCi/L and the results ranged from -1.26 to 16.2 pCi/L. The median nonvolatile beta concentration was 1.35 pCi/L and spanned from -3.02 to 12.2 pCi/L.

In 2017, nonvolatile beta was measured greater than 50 pCi/L at wells HAA 12A, HAA 13A and HAA 15A (63.9 pCi/L, 51.9 pCi/L and 99.1 pCi/L, respectively). The pH has been elevated at these three wells for many years, in some instances since installation. Measurements of pH usually range from 10 to 13.7 and are significantly higher than normal aquifer conditions. The elevated pH along with other elevated parameters (specific conductance, calcium, and potassium), appear to be associated with intrusion of grout into the well screen zone. SRS believes these wells are no longer providing a sample that is representative of conditions in the GA and is working to abandon and replace these wells. All other wells in the GA are non-detect for nonvolatile beta.

In 2014, specific isotopes were analyzed to determine the source of nonvolatile beta in HAA 15A. Potassium-40 concentrations (80.3 pCi/L) were similar to the nonvolatile beta concentrations (79.5 pCi/L) which indicates potassium-40 is most likely the source of nonvolatile beta. The grout used in the construction of these wells is known to consist of potassium, and potassium-40 occurs naturally in a fixed ratio to stable potassium which suggests the nonvolatile beta observed in the GA is likely an artifact of grout intrusion. SRS is working to abandon and replace wells HAA 12A, HAA 13A and HAA 15A.

In the UTRA, nonvolatile beta concentrations at all wells were less than 50 pCi/L.

In 2017, gross alpha was detected in three wells (HAA 12A, HAA 15A, and HCB 2) above the screening level of 15 pCi/L. At well HCB 2, the gross alpha concentration was 17.3 pCi/L. Although elevated above the screening level in 2017, the latest result in 2018 was below the screening level at 8 J pCi/L. SRS believes wells HAA 12A and HAA 15A are not providing samples representative of aquifer conditions due to grout intrusion. Gross alpha was below 15 pCi/L in all other wells in 2017.

Overall, 2017 results for tritium and radioactive constituents are consistent with previous measurements. Many constituents continue to exhibit stable or decreasing concentrations. This has been the trend since monitoring started in 2002 and it indicates that GW conditions are stable to shrinking with respect to plume extent.

Volatile Organic Compounds

Chlorinated solvents are detected in sporadic locations and in relatively minor amounts in the GSA Eastern GW OU. Generally, the VOCs include TCE, 1,1,1-trichloroethane (TCA), and 1,1-dichloroethane (DCA). Since the start of monitoring in the early 2000s, TCE has been measured above the MCL (5 µg/L) in only two wells, HGW 2D and HGW 3D, both located on the north side of H Area. In 2017, TCE concentrations were below the MCL in both wells (4.92 µg/L in HGW 2D and 4.14 µg/L in HGW 3D). In all other wells, TCE was not detected, including the GA wells. TCE in the UTRA is depicted on Figure 4.

Historically, 1,1,1-TCA and 1,1-DCA have been measured above the MCL or the USEPA Regional Screening Level (RSL) at the GSA Eastern GW OU in well HAA 5D. 1,1,1-TCA has been below the MCL (200 µg/L) since 2003 and continues to trend downward. Although continuing to trend downward since 2002, 1,1-DCA remains above the RSL (2.8 µg/L) in 2017 at 25.5 µg/L. Carbon tetrachloride and TCE were not detected at well HAA 5D. A time trend containing the most recent data for VOCs at well HAA 5D is depicted in Figure 9 to illustrate that VOC concentrations have been stable to declining over time.

Summary

In 2017, tritium continues to be present in the UTRA in the north part of H Area, but over a smaller area than previous years (only one well [HGW 2D] is above the MCL). In the GA, tritium continues to be present above the MCL at HAA 12A and is likely due to leakage at the well bore from the contaminated overlying aquifer. SRS is working to abandon and replace HAA 12A. Tritium concentrations continue to be very low at the Crouch Branch seep line in 2017 with a result of 2.56 pCi/mL.

In 2017, nonvolatile beta was greater than 50 pCi/mL at wells HAA 12A, HAA 13A and HAA 15A (63.9 pCi/L, 51.9 pCi/L and 99.1 pCi/L, respectively). In 2018, SRS investigated the feasibility of rehabilitation and continued use of wells HAA 12A, HAA 13A and HAA 15A by performing a camera survey on well HAA 13A and a records

review on all three wells. Based on the information obtained from these investigations, SRS concluded that the elevated parameters (pH, specific conductance, calcium, and potassium) at these wells appear to be associated with intrusion of grout into the well screens and that rehabilitation is not a feasible option. Samples from these wells are not representative of aquifer conditions and the Core Team agreed in the 2018 meeting to abandon and replace HAA 12A, HAA 13A and HAA 15A.

In 2017, the concentration of VOCs continued a downward trend. TCE was detected in only two wells (HGW 2D and HGW 3D) in the UAZ in the north part of H Area and was below the MCL in all wells. On the south east side of H Area, 1,1-DCA remains slightly elevated above the RSL at HAA 5D in the UAZ.

Overall, GW monitoring results for 2017 do not indicate a problem that would warrant an early action at this time. GW monitoring will continue on an annual basis with results reported annually to the Core Team. If future data indicates a problem that requires immediate action, the Core Team will be notified promptly.

4.1.1 Problem Warranting Action

- VOCs and radionuclides are present in the UTRA at levels that exceed MCLs and RSLs.

4.1.2 Remedial Action Objectives (RAO)

- Prevent human exposure to contaminants in GW at levels that exceed MCLs and RSLs.

4.1.3 Scope of Problem

Radionuclides and VOCs are present in GW above MCLs and RSLs. Analytical results for 2017 are provided in Appendix A and B. Tritium is recognized as the most widespread constituent in the GW. Figure 2 depicts the extent of tritium contamination in the UTRA. GW flow direction in both the water table and GA is controlled by discharges to streams that occur within topographic incisions as shown in Figure 1. Consistent with this

circumstance, the tritium plume flow path is to the tributary of Upper Three Runs in the northwest portion of the OU, as noted on Figure 2.

Figures 2 through 5 depict tritium and TCE contamination from the 2nd quarter of 2017 in the UTRA and GA.

4.1.4 Likely Response Action/Interim Action

- No early remedial action is required at this time. Continued monitoring of the GW in the UTRA and GA on an annual frequency is appropriate at this time.

4.1.5 Uncertainty

- Many operating facilities and waste units exist within the boundaries of the GSA Eastern GW OU. Individually and collectively, these facilities and waste sites have contaminated the shallow aquifers that underlie the GSA Eastern GW OU. Because of the large number and wide aerial distribution of potential contaminant sources, there is and will continue to be some uncertainty regarding the source(s) of contaminants in shallow GW. This is true for historic, on-going, and future releases to GW. However, the GSA Eastern GW OU monitoring strategy was carefully developed to provide multiple down gradient monitoring points in both the UTRA and the GA, and to provide a system of early-warning (proximal) and contingency (distal) wells to monitor GW contamination. These uncertainties will be managed by monitoring the GW quality and adjusting the GSA Eastern GW OU well network, sampling frequency, and analyte list as necessary.

5.0 OPERABLE UNIT STRATEGY AND SCHEDULE

- SRS will sample the monitoring network annually for contaminants of concern until there is a decision to modify the strategy. Evaluation will be based on data trends. This information is reported in an annual update to this scoping summary.
- Convene the Core Team annually (or as necessary) to review data, re-evaluate the well network, sampling frequency, and analyte list, assess the effectiveness of the OU logic,

and decide if the monitoring strategy is still appropriate or if changes are required (including the need for immediate action).

- Notify the Core Team promptly if monitoring data indicate a problem that requires immediate attention.

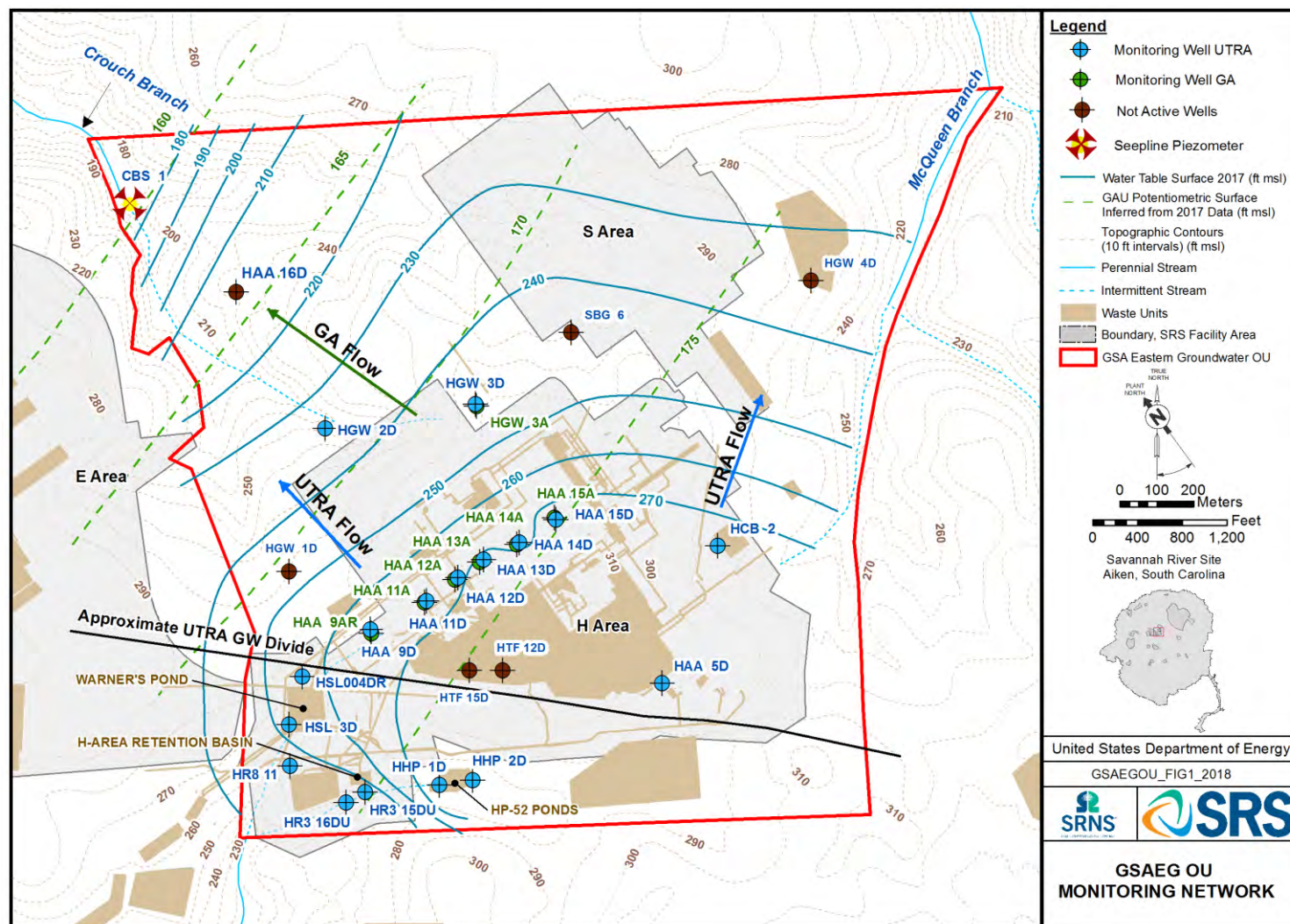


Figure 1. Details of the GSA Eastern GW OU Monitoring Network

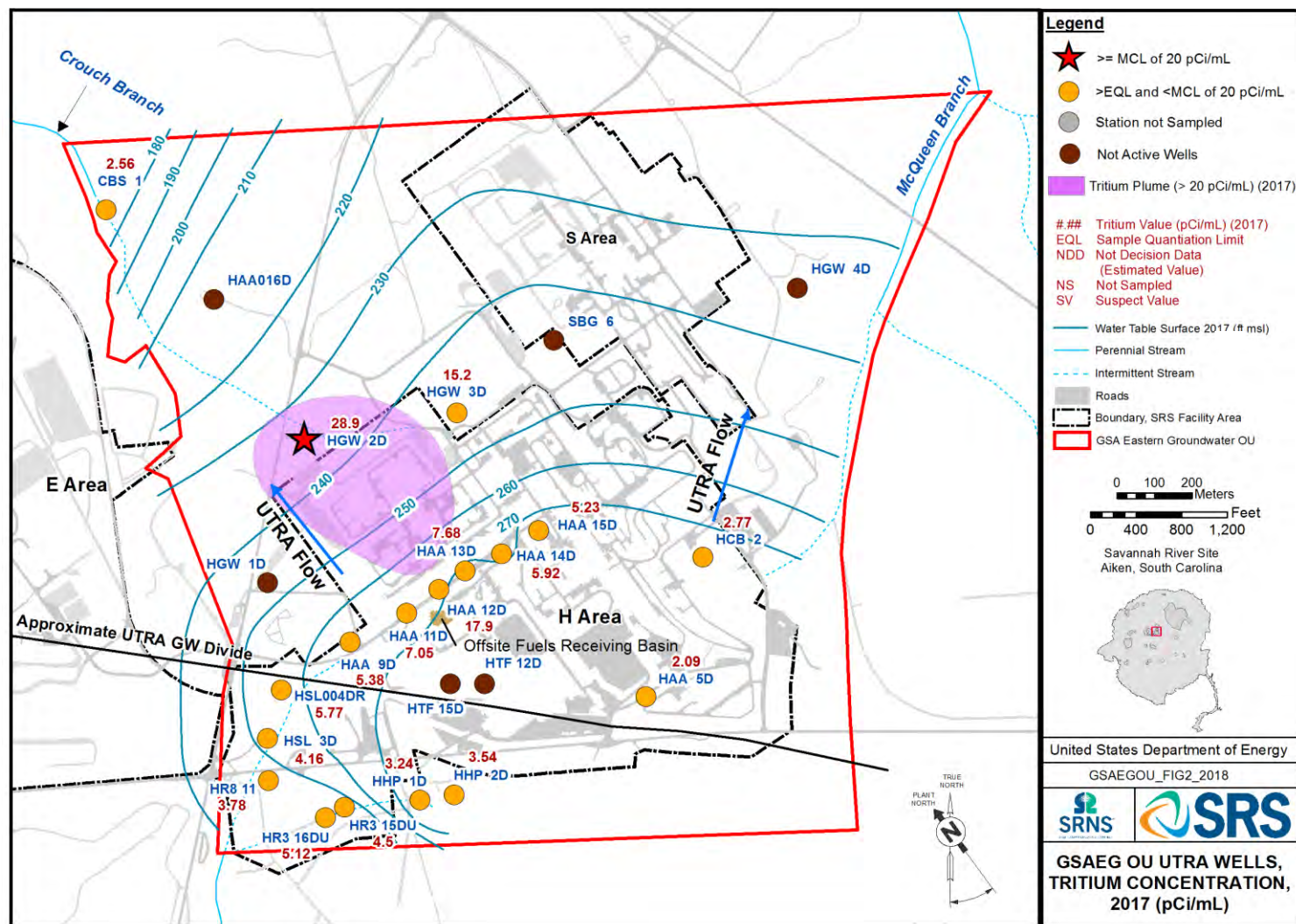


Figure 2. 2017 Upper Three Runs Aquifer Tritium Concentration

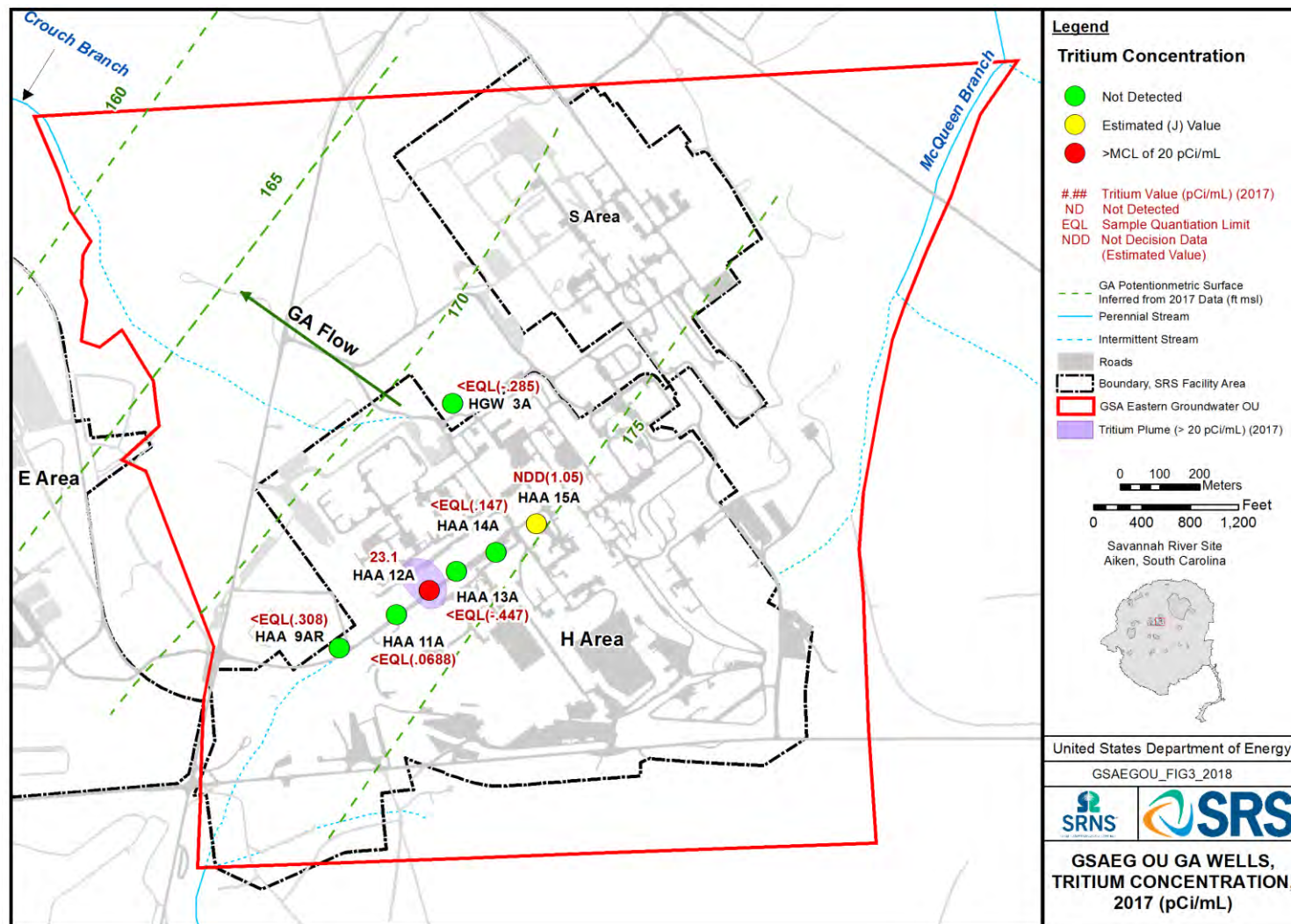


Figure 3. 2017 Gordon Aquifer Tritium Concentration

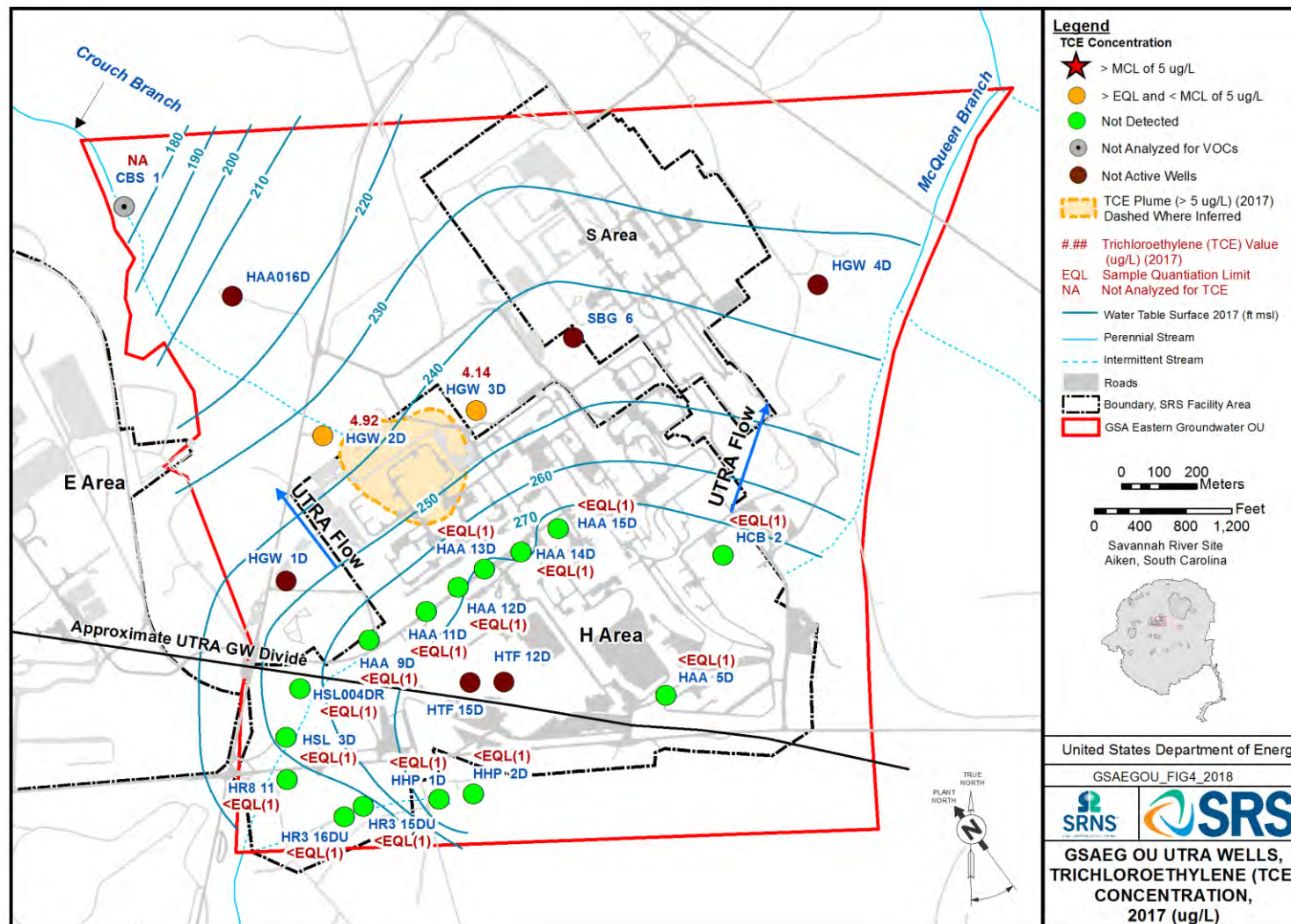


Figure 4. 2017 Upper Three Runs Aquifer TCE Concentration

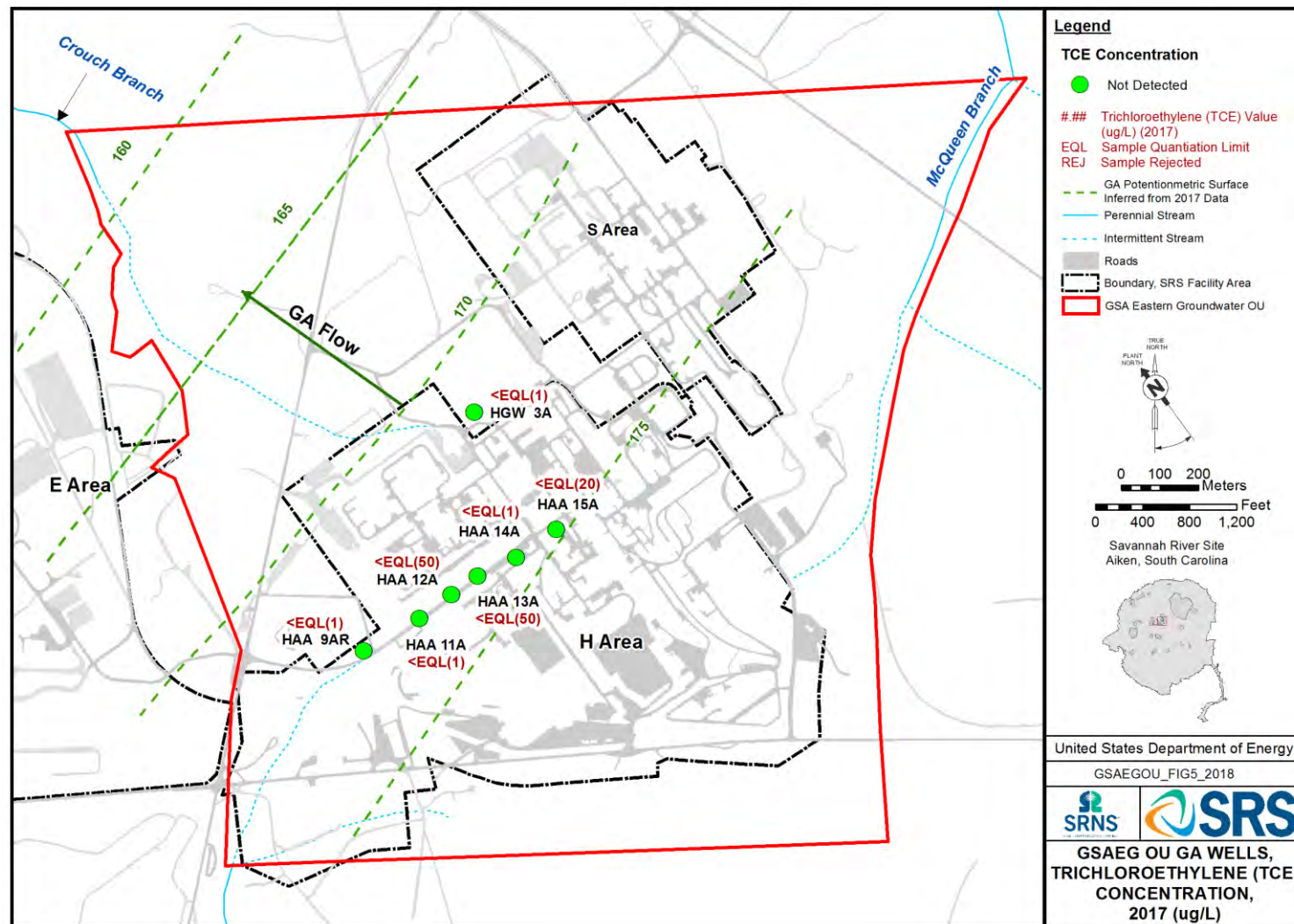


Figure 5. 2017 Gordon Aquifer TCE Concentration

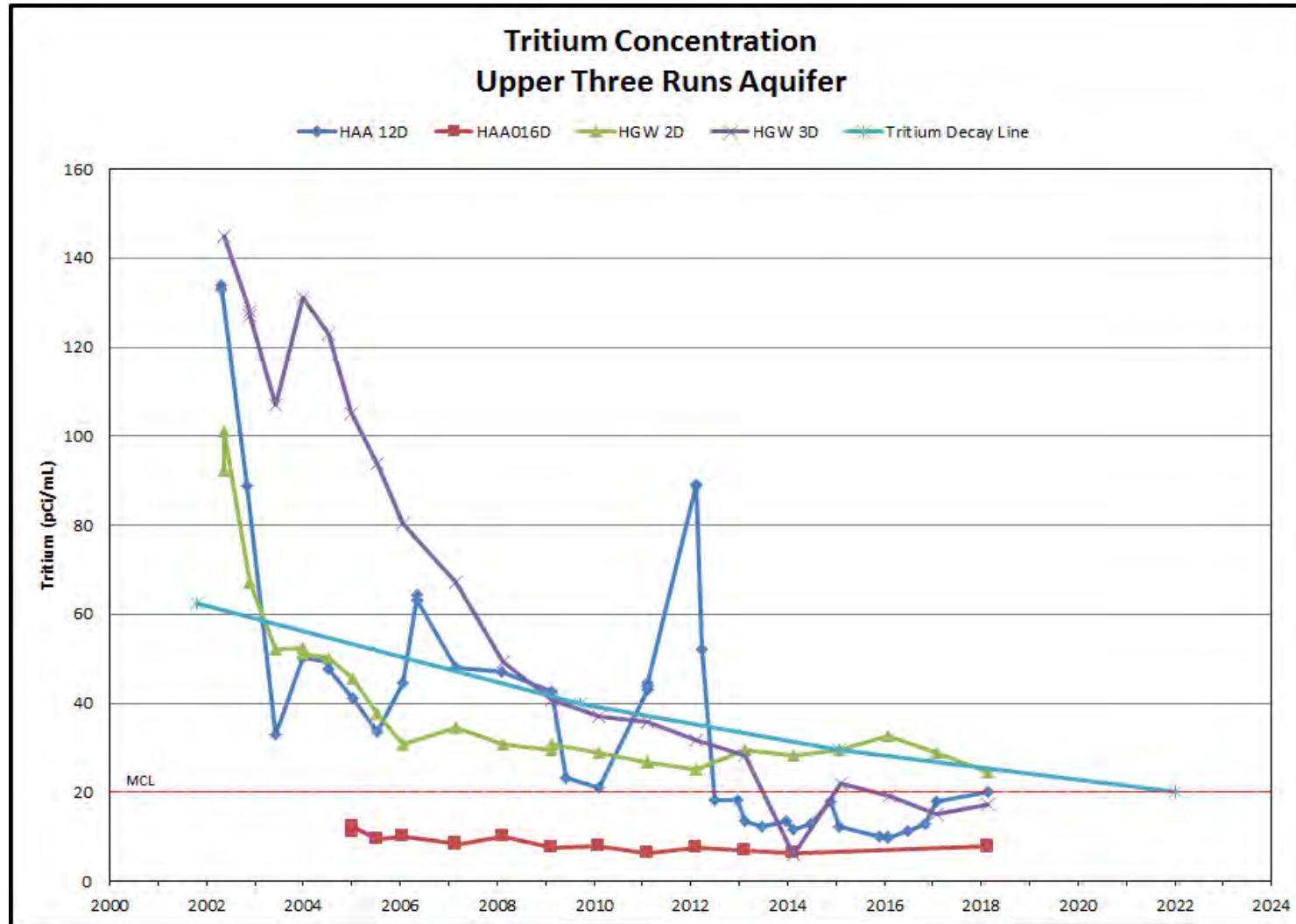


Figure 6. Tritium Concentration Upper Three Runs Aquifer

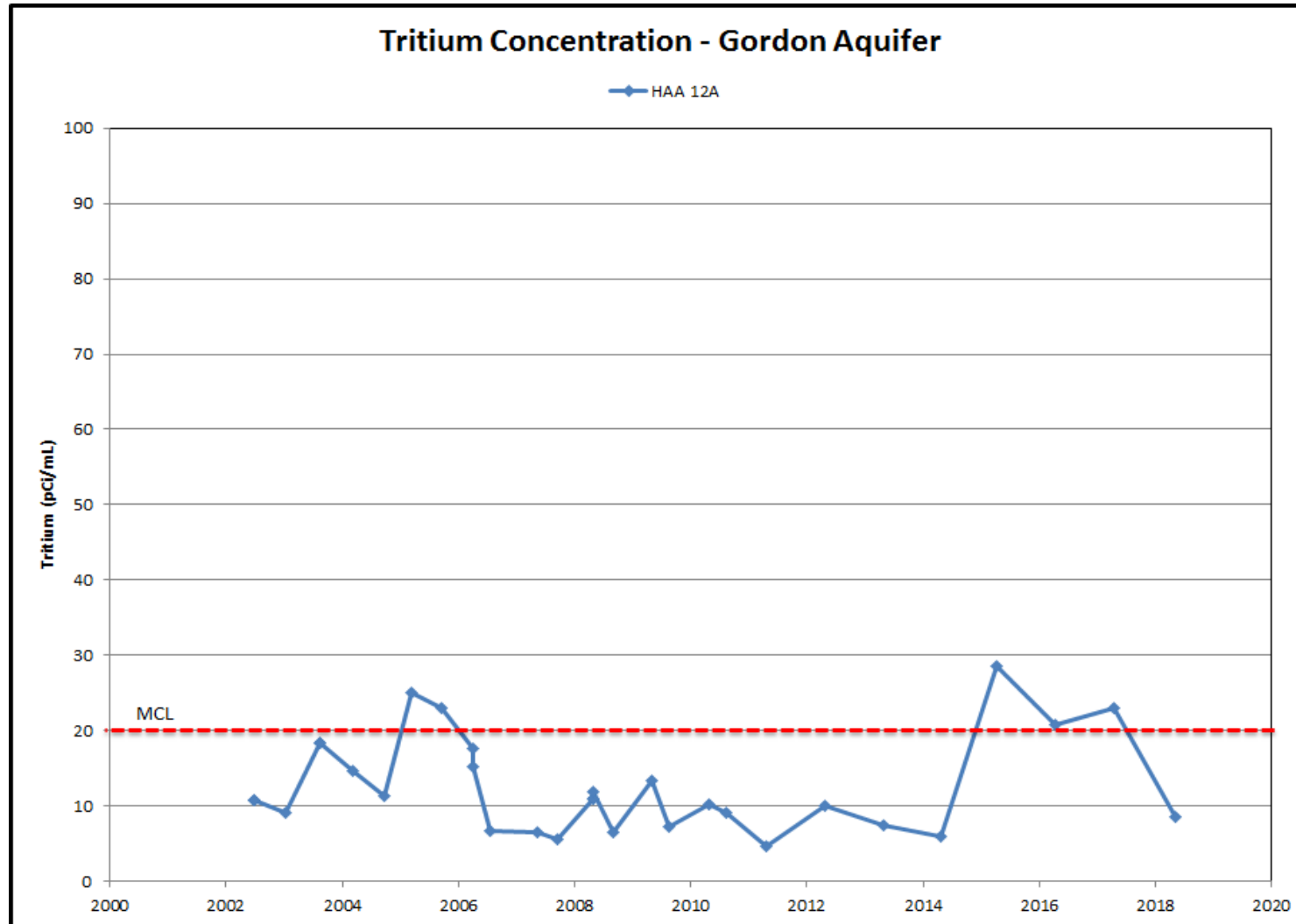


Figure 7. Tritium Concentration Gordon Aquifer

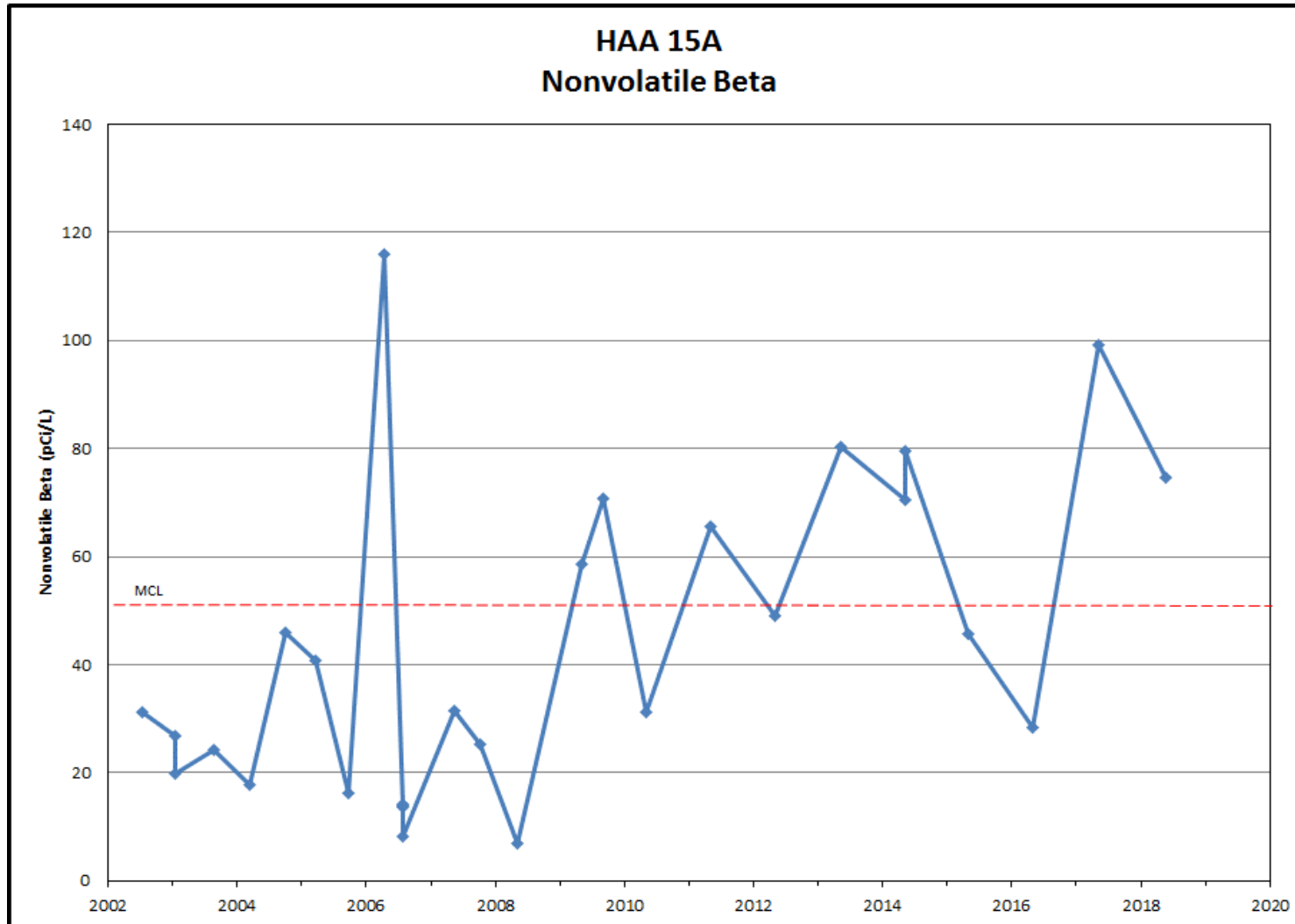


Figure 8. Nonvolatile Beta Concentration in Well HAA 15A

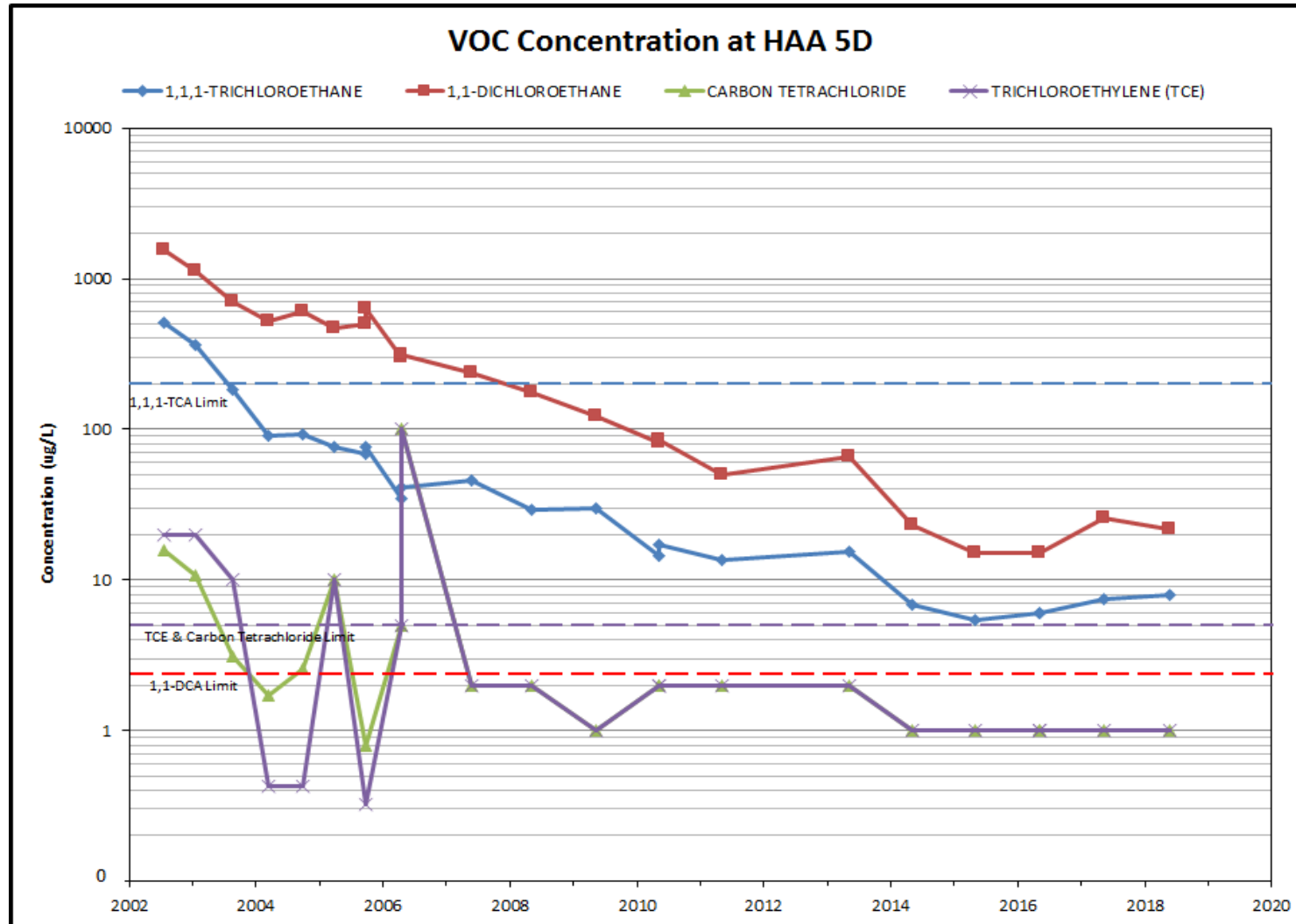


Figure 9. VOC Concentrations in Well HAA 5D

Table 1. Groundwater Monitoring Network

Well Network	Analyte List	Field Analyte List	Sampling Frequency
UAZ of UTRA: CBS-1*, HAA-5D, HAA-9D, HAA-11D, HAA-12D, HAA-13D, HAA-14D, HAA-15D, HAA-16D**, HCB-2, HGW-2D, HGW-3D Gordon Aquifer: HAA-9AR, HAA-11A, HAA-12A, HAA-13A, HAA-14A, HAA-15A, HGW3A * CBS-1 will be sampled for tritium and physical parameters. **HAA-16D per Core Team agreement will be sampled when no sample is available at seepage piezometer CBS-1.	Select Radionuclides <ul style="list-style-type: none"> • tritium • non-volatile beta activity • gross alpha activity Select VOCs <ul style="list-style-type: none"> • 1,1,1-trichloroethane • 1,1-dichloroethane • carbon tetrachloride • trichloroethylene • TCL VOCs Select Metals <ul style="list-style-type: none"> • lead • cadmium 	Field Parameters pH, specific conductivity, temperature, turbidity, and depth to water.	Annual
HRBOU Wells UAZ of UTRA: HR3-15DU, HR3-16DU* * not sampled until 3Q03	Select Radionuclides <ul style="list-style-type: none"> • tritium • non-volatile beta activity • gross alpha activity • TCL VOCs 	Field Parameters pH, specific conductivity, temperature, turbidity, and depth to water.	Annual
WPOU Wells UAZ of UTRA: HSL-3D*, HSL-004DR*, HR8-11 * Currently monitored to fulfill F&H RCRA Part B Permit requirement for VOCs, metals, and radionuclides.	Select Radionuclides <ul style="list-style-type: none"> • tritium • non-volatile beta activity • gross alpha activity • TCL VOCs 	Field Parameters pH, specific conductivity, temperature, turbidity, and depth to water.	Annual
HP52OU Wells UAZ of UTRA: HHP-1D, HHP-2D* * not sampled until 3Q03	Select Radionuclides <ul style="list-style-type: none"> • tritium • non-volatile beta activity • gross alpha activity • TCL VOCs 	Field Parameters pH, specific conductivity, temperature, turbidity, and depth to water.	Annual

Network was revised during the August 2013 scoping meeting based on the Monitoring Optimization White Paper, SRNS-RP-2012-00783, Rev. 1, January 2014. In September 2014, Core Team agreed to monitor beta activity instead of speciation for HAA15A.

This page was intentionally left blank.

APPENDIX A

2010 through 2017 Monitoring Well Results Table A

Scoping Summary for the GSA
Eastern Groundwater Operable Unit (U)
September 2018

WSRC-RP-2000-4134
Final
Appendix A, Page A-2 of A-70

Station	Date	Analyte	MDL	PQL	Lab Qual	EPA Qual	Result	MCL/RSL	Units
CBS 1	5/4/2010	TRITIUM	0.468	1.36			3.71	20	pCi/mL
CBS 1	5/5/2011	TRITIUM	0.683	1.77			3.11	20	pCi/mL
CBS 1	4/30/2012	TRITIUM	0.479	1.46			4.49	20	pCi/mL
CBS 1	5/9/2013	TRITIUM	0.555	1.36			1.5	20	pCi/mL
CBS 1	4/26/2017	TRITIUM	0.531	1.4			2.56	20	pCi/mL
HAA 5D	5/11/2010	TRITIUM	0.434	1.25			3.09	20	pCi/mL
HAA 5D	5/11/2010	TRITIUM	0.436	1.24			2.96	20	pCi/mL
HAA 5D	5/11/2010	TRITIUM	0.433	1.22			2.74	20	pCi/mL
HAA 5D	5/9/2011	TRITIUM	0.505	1.36			2.82	20	pCi/mL
HAA 5D	5/6/2013	TRITIUM	0.4	1.14	J	J	2.3	20	pCi/mL
HAA 5D	5/6/2014	TRITIUM	0.387	1.07			1.98	20	pCi/mL
HAA 5D	4/27/2015	TRITIUM	0.419	1.15			2.15	20	pCi/mL
HAA 5D	5/2/2016	TRITIUM	0.474	1.21		J	1.71	20	pCi/mL
HAA 5D	5/8/2017	TRITIUM	0.445	1.2			2.09	20	pCi/mL
HAA 5D	5/6/2014	TRICHLOROFLUOROMETHANE	0.3	1	U	U	1	5200	µg/L
HAA 5D	4/27/2015	TRICHLOROFLUOROMETHANE	0.11	1	U	U	1	5200	µg/L
HAA 5D	5/11/2010	TRICHLOROETHYLENE (TCE)	0.97	2	U	U	2	5	µg/L
HAA 5D	5/11/2010	TRICHLOROETHYLENE (TCE)	0.97	2	U	U	2	5	µg/L
HAA 5D	5/9/2011	TRICHLOROETHYLENE (TCE)	0.1	2	U	U	2	5	µg/L
HAA 5D	5/6/2013	TRICHLOROETHYLENE (TCE)	0.1	2	U	U	2	5	µg/L
HAA 5D	5/6/2014	TRICHLOROETHYLENE (TCE)	0.3	1	U	U	1	5	µg/L
HAA 5D	4/27/2015	TRICHLOROETHYLENE (TCE)	0.25	1	U	U	1	5	µg/L
HAA 5D	5/2/2016	TRICHLOROETHYLENE (TCE)	0.3	1	U	U	1	5	µg/L
HAA 5D	5/8/2017	TRICHLOROETHYLENE (TCE)	0.333	1	U	U	1	5	µg/L
HAA 5D	5/6/2014	TRANS-1,3-DICHLOROPROPENE	0.3	1	U	U	1	0.47	µg/L
HAA 5D	4/27/2015	TRANS-1,3-DICHLOROPROPENE	0.08	1	U	U	1	0.47	µg/L
HAA 5D	5/6/2014	TRANS-1,2-DICHLOROETHYLENE	0.3	1	U	U	1	100	µg/L
HAA 5D	4/27/2015	TRANS-1,2-DICHLOROETHYLENE	0.08	1	U	U	1	100	µg/L
HAA 5D	5/6/2014	TOLUENE	0.3	1	U	U	1	1000	µg/L
HAA 5D	4/27/2015	TOLUENE	0.07	1		U	4.3	1000	µg/L
HAA 5D	5/6/2014	TETRACHLOROETHYLENE (PCE)	0.3	1	U	U	1	5	µg/L
HAA 5D	4/27/2015	TETRACHLOROETHYLENE (PCE)	0.18	1	U	U	1	5	µg/L
HAA 5D	5/6/2014	STYRENE	0.3	1	U	U	1	100	µg/L
HAA 5D	4/27/2015	STYRENE	0.07	1	U	U	1	100	µg/L
HAA 5D	5/6/2014	O-XYLENE	0.3	1	U	U	1	190	µg/L
HAA 5D	4/27/2015	O-XYLENE	0.06	1	U	U	1	190	µg/L
HAA 5D	5/11/2010	NONVOLATILE BETA	4.08	8.7	U	U	0.749	50	pCi/L
HAA 5D	5/11/2010	NONVOLATILE BETA	4.25	8.19	U	U	-1.08	50	pCi/L
HAA 5D	5/9/2011	NONVOLATILE BETA	4.47	9.42	U	U	0.0486	50	pCi/L
HAA 5D	5/6/2013	NONVOLATILE BETA	4.37	9.38	U	U	0.683	50	pCi/L
HAA 5D	5/6/2014	NONVOLATILE BETA	3.96	8.91	U	U	1.27	50	pCi/L
HAA 5D	4/27/2015	NONVOLATILE BETA	4.18	9.41	U	U	1.89	50	pCi/L
HAA 5D	4/27/2015	NONVOLATILE BETA	4.18	9.32	U	U	1.65	50	pCi/L
HAA 5D	5/2/2016	NONVOLATILE BETA	4.05	9.36	U	U	2.21	50	pCi/L
HAA 5D	5/8/2017	NONVOLATILE BETA	2.87	6.92	U	U	1.56	50	pCi/L
HAA 5D	5/6/2014	METHYLCYCLOHEXANE	0.3	1	U	U	1		µg/L
HAA 5D	4/27/2015	METHYLCYCLOHEXANE	0.1	4	U	U	4		µg/L
HAA 5D	5/6/2014	METHYL TERTIARY BUTYL ETHER (MTBE)	0.3	1	U	U	1	14	µg/L
HAA 5D	4/27/2015	METHYL TERTIARY BUTYL ETHER (MTBE)	0.11	2	U	U	2	14	µg/L
HAA 5D	5/6/2014	METHYL ISOBUTYL KETONE	1.5	5	U	U	5	6300	µg/L
HAA 5D	4/27/2015	METHYL ISOBUTYL KETONE	0.12	5	U	U	5	6300	µg/L
HAA 5D	5/6/2014	METHYL ETHYL KETONE	1.5	5	U	U	5	5600	µg/L
HAA 5D	4/27/2015	METHYL ETHYL KETONE	0.52	5	U	U	5	5600	µg/L
HAA 5D	5/6/2014	METHYL ACETATE	1.5	5	U	U	5	20000	µg/L
HAA 5D	4/27/2015	METHYL ACETATE	0.37	25	U	U	25	20000	µg/L
HAA 5D	5/6/2014	M,P-XYLENE	0.3	2	U	U	2	190	µg/L
HAA 5D	4/27/2015	M,P-XYLENE	0.14	2	U	U	2	190	µg/L
HAA 5D	5/11/2010	LEAD	0.4	4	U	U	4	15	µg/L
HAA 5D	5/11/2010	LEAD	0.4	4	U	U	4	15	µg/L
HAA 5D	5/9/2011	LEAD	1	10	U	U	10	15	µg/L
HAA 5D	5/6/2013	LEAD	1	10	U	U	10	15	µg/L
HAA 5D	5/6/2013	LEAD	1	10	U	U	10	15	µg/L
HAA 5D	5/6/2014	LEAD	0.5	5	J	J	0.695	15	µg/L
HAA 5D	4/27/2015	LEAD	0.5	5	U	U	5	15	µg/L
HAA 5D	5/2/2016	LEAD	0.5	5	U	U	5	15	µg/L
HAA 5D	5/8/2017	LEAD	0.5	5	U	U	5	15	µg/L
HAA 5D	5/6/2013	GROSS ALPHA	2.5	5.13	U	U	0.554	15	pCi/L
HAA 5D	5/6/2014	GROSS ALPHA	2.28	4.05	U	U	0.0432	15	pCi/L
HAA 5D	4/27/2015	GROSS ALPHA	2.12	4.45	U	U	0.551	15	pCi/L
HAA 5D	4/27/2015	GROSS ALPHA	2.11	4.43	U	U	0.549	15	pCi/L
HAA 5D	5/2/2016	GROSS ALPHA	2.34	4.04	U	U	0.00232	15	pCi/L

Bold indicates concentration exceeds the MCL or USEPA Regional Screening Levels, http://epa.gov/reg3hwm/risk/human/rb-concentration_table/index.htm. (May 2016 RSL Table)

Scoping Summary for the GSA
Eastern Groundwater Operable Unit (U)
September 2018

WSRC-RP-2000-4134
Final
Appendix A, Page A-3 of A-70

Station	Date	Analyte	MDL	PQL	Lab Qual	EPA Qual	Result	MCL/RSI	Units
HAA 5D	5/8/2017	GROSS ALPHA	1.49	3.73	U	U	1.04	15	pCi/L
HAA 5D	5/6/2014	ETHYLBENZENE	0.3	1	U	U	1	700	µg/L
HAA 5D	4/27/2015	ETHYLBENZENE	0.09	1	U	U	1	700	µg/L
HAA 5D	5/6/2014	DICHLOROMETHANE (METHYLENE CHLORIDE)	1	5	U	U	5	5	µg/L
HAA 5D	4/27/2015	DICHLOROMETHANE (METHYLENE CHLORIDE)	0.27	1	U	U	1	5	µg/L
HAA 5D	5/6/2014	DICHLORODIFLUOROMETHANE	0.3	1	U	U	1	200	µg/L
HAA 5D	4/27/2015	DICHLORODIFLUOROMETHANE	0.08	2	U	U	2	200	µg/L
HAA 5D	5/6/2014	DIBROMOCHLOROMETHANE	0.3	1	U	U	1	80	µg/L
HAA 5D	4/27/2015	DIBROMOCHLOROMETHANE	0.13	1	U	U	1	80	µg/L
HAA 5D	5/6/2014	CYCLOHEXANE	0.3	1	U	U	1	13000	µg/L
HAA 5D	4/27/2015	CYCLOHEXANE	0.07	1	U	U	1	13000	µg/L
HAA 5D	5/6/2014	CUMENE (ISOPROPYLBENZENE)	0.3	1	U	U	1	450	µg/L
HAA 5D	4/27/2015	CUMENE (ISOPROPYLBENZENE)	0.08	1	U	U	1	450	µg/L
HAA 5D	5/6/2014	CIS-1,3-DICHLOROPROPENE	0.3	1	U	U	1	0.47	µg/L
HAA 5D	4/27/2015	CIS-1,3-DICHLOROPROPENE	0.07	1	U	U	1	0.47	µg/L
HAA 5D	5/6/2014	CIS-1,2-DICHLOROETHYLENE	0.3	1	U	U	1	0.47	µg/L
HAA 5D	4/27/2015	CIS-1,2-DICHLOROETHYLENE	0.09	1	U	U	1	0.47	µg/L
HAA 5D	5/6/2014	CHLOROMETHANE (METHYL CHLORIDE)	0.3	1	U	U	1	190	µg/L
HAA 5D	4/27/2015	CHLOROMETHANE (METHYL CHLORIDE)	0.08	2	U	U	2	190	µg/L
HAA 5D	5/6/2014	CHLOROFORM	0.3	1	J	J	0.38	80	µg/L
HAA 5D	4/27/2015	CHLOROFORM	0.1	1	J	U	0.31	80	µg/L
HAA 5D	5/6/2014	CHLOROETHENE (VINYL CHLORIDE)	0.3	1	U	U	1	2	µg/L
HAA 5D	4/27/2015	CHLOROETHENE (VINYL CHLORIDE)	0.08	2	U	U	2	2	µg/L
HAA 5D	5/6/2014	CHLOROETHANE (ETHYL CHLORIDE)	0.3	1	U	U	1	21000	µg/L
HAA 5D	4/27/2015	CHLOROETHANE (ETHYL CHLORIDE)	0.1	2	U	U	2	21000	µg/L
HAA 5D	5/6/2014	CHLOROBENZENE	0.3	1	U	U	1	100	µg/L
HAA 5D	4/27/2015	CHLOROBENZENE	0.15	1	U	U	1	100	µg/L
HAA 5D	5/11/2010	CARBON TETRACHLORIDE	1.04	2	U	U	2	5	µg/L
HAA 5D	5/11/2010	CARBON TETRACHLORIDE	1.04	2	U	U	2	5	µg/L
HAA 5D	5/9/2011	CARBON TETRACHLORIDE	0.13	2	U	U	2	5	µg/L
HAA 5D	5/6/2013	CARBON TETRACHLORIDE	0.13	2	U	U	2	5	µg/L
HAA 5D	5/6/2014	CARBON TETRACHLORIDE	0.3	1	U	U	1	5	µg/L
HAA 5D	4/27/2015	CARBON TETRACHLORIDE	0.13	1	U	U	1	5	µg/L
HAA 5D	5/2/2016	CARBON TETRACHLORIDE	0.3	1	U	U	1	5	µg/L
HAA 5D	5/8/2017	CARBON TETRACHLORIDE	0.333	1	U	U	1	5	µg/L
HAA 5D	5/6/2014	CARBON DISULFIDE	1.5	5	U	U	5	810	µg/L
HAA 5D	4/27/2015	CARBON DISULFIDE	0.05	1	U	U	1	810	µg/L
HAA 5D	5/11/2010	CADMIUM	0.2	2	U	U	2	5	µg/L
HAA 5D	5/11/2010	CADMIUM	0.2	2	U	U	2	5	µg/L
HAA 5D	5/9/2011	CADMIUM	0.2	2	J	J	0.341	5	µg/L
HAA 5D	5/6/2013	CADMIUM	0.2	2	U	U	2	5	µg/L
HAA 5D	5/6/2013	CADMIUM	0.2	2	U	U	2	5	µg/L
HAA 5D	5/6/2014	CADMIUM	0.1	1	U	U	1	5	µg/L
HAA 5D	4/27/2015	CADMIUM	0.1	1	U	U	1	5	µg/L
HAA 5D	5/2/2016	CADMIUM	0.1	1	U	U	1	5	µg/L
HAA 5D	5/8/2017	CADMIUM	0.1	1	U	U	1	5	µg/L
HAA 5D	5/6/2014	BROMOMETHANE (METHYL BROMIDE)	0.3	1	U	U	1	75	µg/L
HAA 5D	4/27/2015	BROMOMETHANE (METHYL BROMIDE)	0.25	2	U	U	2	75	µg/L
HAA 5D	5/6/2014	BROMOFORM (TRIBROMOMETHANE)	0.3	1	U	U	1	80	µg/L
HAA 5D	4/27/2015	BROMOFORM (TRIBROMOMETHANE)	0.17	1	U	U	1	80	µg/L
HAA 5D	5/6/2014	BROMODICHLOROMETHANE	0.3	1	U	U	1	80	µg/L
HAA 5D	4/27/2015	BROMODICHLOROMETHANE	0.09	1	U	U	1	80	µg/L
HAA 5D	5/6/2014	BROMOCHLOROMETHANE	0.3	1	U	U	1	83	µg/L
HAA 5D	4/27/2015	BROMOCHLOROMETHANE	0.13	1	U	U	1	83	µg/L
HAA 5D	5/6/2014	BENZENE	0.3	1	U	U	1	5	µg/L
HAA 5D	4/27/2015	BENZENE	0.06	1	U	U	1	5	µg/L
HAA 5D	5/6/2014	ACETONE	1.5	5	U	U	5	14000	µg/L
HAA 5D	4/27/2015	ACETONE	0.34	2	U	U	2	14000	µg/L
HAA 5D	5/6/2014	2-HEXANONE	1.5	5	U	U	5	38	µg/L
HAA 5D	4/27/2015	2-HEXANONE	0.22	5	U	U	5	38	µg/L
HAA 5D	5/6/2014	1,4-DIOXANE	15	50	U	U	50	0.46	µg/L
HAA 5D	4/27/2015	1,4-DIOXANE	7.6	80	U	U	80	0.46	µg/L
HAA 5D	5/6/2014	1,4-DICHLOROBENZENE	0.3	1	U	U	1	µg/L	
HAA 5D	4/27/2015	1,4-DICHLOROBENZENE	0.12	1	U	U	1	µg/L	
HAA 5D	5/6/2014	1,3-DICHLOROBENZENE	0.3	1	U	U	1	µg/L	
HAA 5D	4/27/2015	1,3-DICHLOROBENZENE	0.08	1	U	U	1	µg/L	
HAA 5D	5/6/2014	1,2-DICHLOROPROPANE	0.3	1	U	U	1	5	µg/L
HAA 5D	4/27/2015	1,2-DICHLOROPROPANE	0.1	1	U	U	1	5	µg/L
HAA 5D	5/6/2014	1,2-DICHLOROETHANE (EDC)	0.3	1	U	U	1	5	µg/L
HAA 5D	4/27/2015	1,2-DICHLOROETHANE (EDC)	0.1	1	U	U	1	5	µg/L
HAA 5D	5/6/2014	1,2-DICHLOROBENZENE	0.3	1	U	U	1	600	µg/L

Bold indicates concentration exceeds the MCL or USEPA Regional Screening Levels, http://epa.gov/reg3hwmd/risk/human/rb-concentration_table/index.htm. (May 2016 RSL Table)

Scoping Summary for the GSA
Eastern Groundwater Operable Unit (U)
September 2018

WSRC-RP-2000-4134
Final
Appendix A, Page A-4 of A-70

Station	Date	Analyte	MDL	PQL	Lab Qual	EPA Qual	Result	MCL/RSL	Units
HAA 5D	4/27/2015	1,2-DICHLOROBENZENE	0.06	1	U	U	1	600	µg/L
HAA 5D	5/6/2014	1,2-DIBROMOETHANE	0.3	1	U	U	1	0.5	µg/L
HAA 5D	4/27/2015	1,2-DIBROMOETHANE	0.13	1	U	U	1	0.5	µg/L
HAA 5D	5/6/2014	1,2-DIBROMO-3-CHLOROPROPANE	0.5	1	U	U	1	0.2	µg/L
HAA 5D	4/27/2015	1,2-DIBROMO-3-CHLOROPROPANE	0.41	1	U	U	1	0.2	µg/L
HAA 5D	5/6/2014	1,2,4-TRICHLOROBENZENE	0.3	1	U	U	1	7	µg/L
HAA 5D	4/27/2015	1,2,4-TRICHLOROBENZENE	0.08	1	U	U	1	7	µg/L
HAA 5D	5/6/2014	1,2,3-TRICHLOROBENZENE	0.3	1	U	U	1	7	µg/L
HAA 5D	4/27/2015	1,2,3-TRICHLOROBENZENE	0.09	1	U	U	1	7	µg/L
HAA 5D	5/6/2014	1,1-DICHLOROETHYLENE	0.3	1			60.7	7	µg/L
HAA 5D	4/27/2015	1,1-DICHLOROETHYLENE	0.08	1			32	7	µg/L
HAA 5D	5/11/2010	1,1-DICHLOROETHANE	0.9	2			84.2	2.8	µg/L
HAA 5D	5/11/2010	1,1-DICHLOROETHANE	0.9	2			80.9	2.8	µg/L
HAA 5D	5/9/2011	1,1-DICHLOROETHANE	0.1	2			49.8	2.8	µg/L
HAA 5D	5/6/2013	1,1-DICHLOROETHANE	0.1	2			65.8	2.8	µg/L
HAA 5D	5/6/2014	1,1-DICHLOROETHANE	0.3	1			23.3	2.8	µg/L
HAA 5D	4/27/2015	1,1-DICHLOROETHANE	0.07	1			15	2.8	µg/L
HAA 5D	5/2/2016	1,1-DICHLOROETHANE	0.3	1		J	15.1	2.8	µg/L
HAA 5D	5/8/2017	1,1-DICHLOROETHANE	0.333	1			25.5	2.8	µg/L
HAA 5D	5/6/2014	1,1,2-TRICHLOROETHANE	0.3	1	U	U	1	5	µg/L
HAA 5D	4/27/2015	1,1,2-TRICHLOROETHANE	0.15	1	U	U	1	5	µg/L
HAA 5D	5/6/2014	1,1,2-TRICHLORO-1,2,2-TRIFLUOROETHANE	2	5	U	U	5		µg/L
HAA 5D	4/27/2015	1,1,2-TRICHLORO-1,2,2-TRIFLUOROETHANE	0.1	1	U	U	1		µg/L
HAA 5D	5/6/2014	1,1,2,2-TETRACHLOROETHANE	0.3	1	U	U	1	0.076	µg/L
HAA 5D	4/27/2015	1,1,2,2-TETRACHLOROETHANE	0.1	1	U	U	1	0.076	µg/L
HAA 5D	5/11/2010	1,1,1-TRICHLOROETHANE	0.79	2			17.3	200	µg/L
HAA 5D	5/11/2010	1,1,1-TRICHLOROETHANE	0.79	2			14.5	200	µg/L
HAA 5D	5/9/2011	1,1,1-TRICHLOROETHANE	0.15	2			13.5	200	µg/L
HAA 5D	5/6/2013	1,1,1-TRICHLOROETHANE	0.15	2			15.4	200	µg/L
HAA 5D	5/6/2014	1,1,1-TRICHLOROETHANE	0.3	1			6.84	200	µg/L
HAA 5D	4/27/2015	1,1,1-TRICHLOROETHANE	0.07	1			5.4	200	µg/L
HAA 5D	5/2/2016	1,1,1-TRICHLOROETHANE	0.3	1		J	6.01	200	µg/L
HAA 5D	5/8/2017	1,1,1-TRICHLOROETHANE	0.333	1			7.48	200	µg/L
HAA 9AR	5/3/2010	TRITIUM	0.456	1.01	U	U	0.225	20	pCi/mL
HAA 9AR	5/4/2011	TRITIUM	0.588	1.27	U	U	-0.00761	20	pCi/mL
HAA 9AR	4/30/2012	TRITIUM	0.47	1.05	U	U	0.319	20	pCi/mL
HAA 9AR	5/7/2013	TRITIUM	0.394	0.933	U	U	0.624	20	pCi/mL
HAA 9AR	5/6/2014	TRITIUM	0.39	0.911	J	J	0.527	20	pCi/mL
HAA 9AR	4/22/2015	TRITIUM	0.525	1.16	U	U	0.221	20	pCi/mL
HAA 9AR	5/2/2016	TRITIUM	0.474	1.04	U	UJ	0.131	20	pCi/mL
HAA 9AR	5/2/2016	TRITIUM	0.467	1	U	U	-0.0337	20	pCi/mL
HAA 9AR	4/26/2017	TRITIUM	0.438	0.985	U	U	0.308	20	pCi/mL
HAA 9AR	4/26/2017	TRITIUM	0.445	0.99	U	U	0.251	20	pCi/mL
HAA 9AR	5/6/2014	TRICHLOROFUOROMETHANE	0.3	1	U	U	1	5200	µg/L
HAA 9AR	4/22/2015	TRICHLOROFUOROMETHANE	0.11	1	U	U	1	5200	µg/L
HAA 9AR	5/3/2010	TRICHLOROETHYLENE (TCE)	0.97	2	U	U	2	5	µg/L
HAA 9AR	5/4/2011	TRICHLOROETHYLENE (TCE)	0.1	2	U	U	2	5	µg/L
HAA 9AR	4/30/2012	TRICHLOROETHYLENE (TCE)	0.1	2	U	U	2	5	µg/L
HAA 9AR	5/7/2013	TRICHLOROETHYLENE (TCE)	0.1	2	U	U	2	5	µg/L
HAA 9AR	5/6/2014	TRICHLOROETHYLENE (TCE)	0.3	1	U	U	1	5	µg/L
HAA 9AR	4/22/2015	TRICHLOROETHYLENE (TCE)	0.25	1	U	U	1	5	µg/L
HAA 9AR	5/2/2016	TRICHLOROETHYLENE (TCE)	0.3	1	U	U	1	5	µg/L
HAA 9AR	5/2/2016	TRICHLOROETHYLENE (TCE)	0.3	1	U	U	1	5	µg/L
HAA 9AR	4/26/2017	TRICHLOROETHYLENE (TCE)	0.333	1	U	U	1	5	µg/L
HAA 9AR	4/26/2017	TRICHLOROETHYLENE (TCE)	0.333	1	U	U	1	5	µg/L
HAA 9AR	5/6/2014	TRANS-1,3-DICHLOROPROPENE	0.3	1	U	U	1	0.47	µg/L
HAA 9AR	4/22/2015	TRANS-1,3-DICHLOROPROPENE	0.08	1	U	U	1	0.47	µg/L
HAA 9AR	5/6/2014	TRANS-1,2-DICHLOROETHYLENE	0.3	1	U	U	1	100	µg/L
HAA 9AR	4/22/2015	TRANS-1,2-DICHLOROETHYLENE	0.08	1	U	U	1	100	µg/L
HAA 9AR	5/6/2014	TOLUENE	0.3	1	U	U	1	1000	µg/L
HAA 9AR	4/22/2015	TOLUENE	0.07	1	J	U	0.18	1000	µg/L
HAA 9AR	5/6/2014	TETRACHLOROETHYLENE (PCE)	0.3	1	U	U	1	5	µg/L
HAA 9AR	4/22/2015	TETRACHLOROETHYLENE (PCE)	0.18	1	U	U	1	5	µg/L
HAA 9AR	5/6/2014	STYRENE	0.3	1	U	U	1	100	µg/L
HAA 9AR	4/22/2015	STYRENE	0.07	1	U	U	1	100	µg/L
HAA 9AR	4/30/2012	SODIUM	0.04	0.4			7.4		µg/L
HAA 9AR	5/6/2014	O-XYLENE	0.3	1	U	U	1	190	µg/L
HAA 9AR	4/22/2015	O-XYLENE	0.06	1	U	U	1	190	µg/L
HAA 9AR	5/3/2010	NONVOLATILE BETA	4.54	11.6	J	J	6.51	50	pCi/L
HAA 9AR	5/4/2011	NONVOLATILE BETA	4.28	12.2	J	J	10.2	50	pCi/L
HAA 9AR	4/30/2012	NONVOLATILE BETA	4.23	12.3	J	J	10.5	50	pCi/L

Bold indicates concentration exceeds the MCL or USEPA Regional Screening Levels, http://epa.gov/reg3hwmd/risk/human/rb-concentration_table/index.htm. (May 2016 RSL Table)

Scoping Summary for the GSA
Eastern Groundwater Operable Unit (U)
September 2018

WSRC-RP-2000-4134
Final
Appendix A, Page A-5 of A-70

Station	Date	Analyte	MDL	PQL	Lab Qual	EPA Qual	Result	MCL/RSL	Units
HAA 9AR	5/7/2013	NONVOLATILE BETA	4.32	9.96	U	U	2.52	50	pCi/L
HAA 9AR	5/6/2014	NONVOLATILE BETA	3.96	8.33	U	U	-0.14	50	pCi/L
HAA 9AR	4/22/2015	NONVOLATILE BETA	4.17	8.45	U	U	-0.489	50	pCi/L
HAA 9AR	5/2/2016	NONVOLATILE BETA	4.03	9.57	U	U	2.93	50	pCi/L
HAA 9AR	5/2/2016	NONVOLATILE BETA	4.06	9.52	U	U	2.63	50	pCi/L
HAA 9AR	4/26/2017	NONVOLATILE BETA	4.09	10.1	U	U	3.72	50	pCi/L
HAA 9AR	4/26/2017	NONVOLATILE BETA	4.32	10.1	U	U	2.58	50	pCi/L
HAA 9AR	4/30/2012	NITRATE-NITRITE AS NITROGEN	0.01	0.02			0.221	10	mg/L
HAA 9AR	5/6/2014	METHYLCYCLOHEXANE	0.3	1	U	U	1		µg/L
HAA 9AR	4/22/2015	METHYLCYCLOHEXANE	0.1	4	U	U	4		µg/L
HAA 9AR	5/6/2014	METHYL TERTIARY BUTYL ETHER (MTBE)	0.3	1	U	U	1	14	µg/L
HAA 9AR	4/22/2015	METHYL TERTIARY BUTYL ETHER (MTBE)	0.11	2	U	U	2	14	µg/L
HAA 9AR	5/6/2014	METHYL ISOBUTYL KETONE	1.5	5	U	U	5	6300	µg/L
HAA 9AR	4/22/2015	METHYL ISOBUTYL KETONE	0.12	5	U	U	5	6300	µg/L
HAA 9AR	5/6/2014	METHYL ETHYL KETONE	1.5	5	U	U	5	5600	µg/L
HAA 9AR	4/22/2015	METHYL ETHYL KETONE	0.52	5	U	U	5	5600	µg/L
HAA 9AR	5/6/2014	METHYL ACETATE	1.5	5	U	U	5	20000	µg/L
HAA 9AR	4/22/2015	METHYL ACETATE	0.37	25	U	U	25	20000	µg/L
HAA 9AR	5/6/2014	M,P-XYLENE	0.3	2	U	U	2	190	µg/L
HAA 9AR	4/22/2015	M,P-XYLENE	0.14	2	U	U	2	190	µg/L
HAA 9AR	5/3/2010	LEAD	0.4	4	J	J	0.833	15	µg/L
HAA 9AR	5/4/2011	LEAD	1	10			45.6	15	µg/L
HAA 9AR	4/30/2012	LEAD	1	10	U	U	10	15	µg/L
HAA 9AR	5/7/2013	LEAD	1	10	U	U	10	15	µg/L
HAA 9AR	5/6/2014	LEAD	0.5	5	J	J	0.663	15	µg/L
HAA 9AR	4/22/2015	LEAD	0.5	5	U	U	5	15	µg/L
HAA 9AR	5/2/2016	LEAD	0.5	5	J	J	1.1	15	µg/L
HAA 9AR	5/2/2016	LEAD	0.5	5	J	J	0.969	15	µg/L
HAA 9AR	4/26/2017	LEAD	0.5	5	U	U	5	15	µg/L
HAA 9AR	4/26/2017	LEAD	0.5	5	U	U	5	15	µg/L
HAA 9AR	4/30/2012	GROSS ALPHA	2.59	6.05	U	U	1.16	15	pCi/L
HAA 9AR	5/7/2013	GROSS ALPHA	2.52	4.46	U	U	0.106	15	pCi/L
HAA 9AR	5/6/2014	GROSS ALPHA	2.23	3.97	U	U	0.0427	15	pCi/L
HAA 9AR	4/22/2015	GROSS ALPHA	2.07	4.34	U	U	0.542	15	pCi/L
HAA 9AR	5/2/2016	GROSS ALPHA	2.29	5.01	U	U	0.766	15	pCi/L
HAA 9AR	5/2/2016	GROSS ALPHA	2.28	2.93	U	U	-0.379	15	pCi/L
HAA 9AR	4/26/2017	GROSS ALPHA	2.33	5.9	U	U	1.59	15	pCi/L
HAA 9AR	4/26/2017	GROSS ALPHA	2.34	4.01	U	U	0.0139	15	pCi/L
HAA 9AR	5/6/2014	ETHYLBENZENE	0.3	1	U	U	1	700	µg/L
HAA 9AR	4/22/2015	ETHYLBENZENE	0.09	1	U	U	1	700	µg/L
HAA 9AR	5/6/2014	DICHLOROMETHANE (METHYLENE CHLORIDE)	1	5	U	U	5	5	µg/L
HAA 9AR	4/22/2015	DICHLOROMETHANE (METHYLENE CHLORIDE)	0.27	1	U	U	1	5	µg/L
HAA 9AR	5/6/2014	DICHLORODIFLUOROMETHANE	0.3	1	U	U	1	200	µg/L
HAA 9AR	4/22/2015	DICHLORODIFLUOROMETHANE	0.08	2	U	U	2	200	µg/L
HAA 9AR	5/6/2014	DIBROMOCHLOROMETHANE	0.3	1	U	U	1	80	µg/L
HAA 9AR	4/22/2015	DIBROMOCHLOROMETHANE	0.13	1	U	U	1	80	µg/L
HAA 9AR	5/6/2014	CYCLOHEXANE	0.3	1	U	U	1	13000	µg/L
HAA 9AR	4/22/2015	CYCLOHEXANE	0.07	1	U	U	1	13000	µg/L
HAA 9AR	5/6/2014	CUMENE (ISOPROPYLBENZENE)	0.3	1	U	U	1	450	µg/L
HAA 9AR	4/22/2015	CUMENE (ISOPROPYLBENZENE)	0.08	1	U	U	1	450	µg/L
HAA 9AR	5/6/2014	CIS-1,3-DICHLOROPROPENE	0.3	1	U	U	1	0.47	µg/L
HAA 9AR	4/22/2015	CIS-1,3-DICHLOROPROPENE	0.07	1	U	U	1	0.47	µg/L
HAA 9AR	5/6/2014	CIS-1,2-DICHLOROETHYLENE	0.3	1	U	U	1	0.47	µg/L
HAA 9AR	4/22/2015	CIS-1,2-DICHLOROETHYLENE	0.09	1	U	U	1	0.47	µg/L
HAA 9AR	4/30/2012	CHROMIUM	20	200	U	U	200	100	µg/L
HAA 9AR	5/6/2014	CHLOROMETHANE (METHYL CHLORIDE)	0.3	1	U	U	1	190	µg/L
HAA 9AR	4/22/2015	CHLOROMETHANE (METHYL CHLORIDE)	0.08	2	U	U	2	190	µg/L
HAA 9AR	5/6/2014	CHLOROFORM	0.3	1	U	U	1	80	µg/L
HAA 9AR	4/22/2015	CHLOROFORM	0.1	1	U	U	1	80	µg/L
HAA 9AR	5/6/2014	CHLOROETHENE (VINYL CHLORIDE)	0.3	1	U	U	1	2	µg/L
HAA 9AR	4/22/2015	CHLOROETHENE (VINYL CHLORIDE)	0.08	2	U	U	2	2	µg/L
HAA 9AR	5/6/2014	CHLOROETHANE (ETHYL CHLORIDE)	0.3	1	U	U	1	21000	µg/L
HAA 9AR	4/22/2015	CHLOROETHANE (ETHYL CHLORIDE)	0.1	2	U	U	2	21000	µg/L
HAA 9AR	5/6/2014	CHLOROBENZENE	0.3	1	U	U	1	100	µg/L
HAA 9AR	4/22/2015	CHLOROBENZENE	0.15	1	U	U	1	100	µg/L
HAA 9AR	5/3/2010	CARBON TETRACHLORIDE	1.04	2	U	U	2	5	µg/L
HAA 9AR	5/4/2011	CARBON TETRACHLORIDE	0.13	2	U	U	2	5	µg/L
HAA 9AR	4/30/2012	CARBON TETRACHLORIDE	0.13	2	U	U	2	5	µg/L
HAA 9AR	5/7/2013	CARBON TETRACHLORIDE	0.13	2	U	U	2	5	µg/L
HAA 9AR	5/6/2014	CARBON TETRACHLORIDE	0.3	1	U	U	1	5	µg/L
HAA 9AR	4/22/2015	CARBON TETRACHLORIDE	0.13	1	U	U	1	5	µg/L

Bold indicates concentration exceeds the MCL or USEPA Regional Screening Levels, http://epa.gov/reg3hwmd/risk/human/rb-concentration_table/index.htm. (May 2016 RSL Table)

Scoping Summary for the GSA
Eastern Groundwater Operable Unit (U)
September 2018

WSRC-RP-2000-4134
Final
Appendix A, Page A-6 of A-70

Station	Date	Analyte	MDL	PQL	Lab Qual	EPA Qual	Result	MCL/RSI	Units
HAA 9AR	5/2/2016	CARBON TETRACHLORIDE	0.3	1	U	U	1	5	µg/L
HAA 9AR	5/2/2016	CARBON TETRACHLORIDE	0.3	1	U	U	1	5	µg/L
HAA 9AR	4/26/2017	CARBON TETRACHLORIDE	0.333	1	U	U	1	5	µg/L
HAA 9AR	4/26/2017	CARBON TETRACHLORIDE	0.333	1	U	U	1	5	µg/L
HAA 9AR	5/6/2014	CARBON DISULFIDE	1.5	5	U	U	5	810	µg/L
HAA 9AR	4/22/2015	CARBON DISULFIDE	0.05	1	U	U	1	810	µg/L
HAA 9AR	5/3/2010	CADMIUM	0.2	2	U	U	2	5	µg/L
HAA 9AR	5/4/2011	CADMIUM	0.2	2	U	U	2	5	µg/L
HAA 9AR	4/30/2012	CADMIUM	0.2	2	U	U	2	5	µg/L
HAA 9AR	5/7/2013	CADMIUM	0.2	2	U	U	2	5	µg/L
HAA 9AR	5/6/2014	CADMIUM	0.1	1	U	U	1	5	µg/L
HAA 9AR	4/22/2015	CADMIUM	0.1	1	U	U	1	5	µg/L
HAA 9AR	5/2/2016	CADMIUM	0.1	1	U	U	1	5	µg/L
HAA 9AR	5/2/2016	CADMIUM	0.1	1	J	J	0.4	5	µg/L
HAA 9AR	4/26/2017	CADMIUM	0.1	1	U	U	1	5	µg/L
HAA 9AR	4/26/2017	CADMIUM	0.1	1	U	U	1	5	µg/L
HAA 9AR	5/6/2014	BROMOMETHANE (METHYL BROMIDE)	0.3	1	U	U	1	75	µg/L
HAA 9AR	4/22/2015	BROMOMETHANE (METHYL BROMIDE)	0.25	2	U	U	2	75	µg/L
HAA 9AR	5/6/2014	BROMOFORM (TRIBROMOMETHANE)	0.3	1	U	U	1	80	µg/L
HAA 9AR	4/22/2015	BROMOFORM (TRIBROMOMETHANE)	0.17	1	U	U	1	80	µg/L
HAA 9AR	5/6/2014	BROMODICHLOROMETHANE	0.3	1	U	U	1	80	µg/L
HAA 9AR	4/22/2015	BROMODICHLOROMETHANE	0.09	1	U	U	1	80	µg/L
HAA 9AR	5/6/2014	BROMOCHLOROMETHANE	0.3	1	U	U	1	83	µg/L
HAA 9AR	4/22/2015	BROMOCHLOROMETHANE	0.13	1	U	U	1	83	µg/L
HAA 9AR	5/6/2014	BENZENE	0.3	1	U	U	1	5	µg/L
HAA 9AR	4/22/2015	BENZENE	0.06	1	U	U	1	5	µg/L
HAA 9AR	5/6/2014	ACETONE	1.5	5	U	U	5	14000	µg/L
HAA 9AR	4/22/2015	ACETONE	0.34	2		J	3.4	14000	µg/L
HAA 9AR	5/6/2014	2-HEXANONE	1.5	5	U	U	5	38	µg/L
HAA 9AR	4/22/2015	2-HEXANONE	0.22	5	U	U	5	38	µg/L
HAA 9AR	5/6/2014	1,4-DIOXANE	15	50	U	U	50	0.46	µg/L
HAA 9AR	4/22/2015	1,4-DIOXANE	7.6	80	U	U	80	0.46	µg/L
HAA 9AR	5/6/2014	1,4-DICHLOROBENZENE	0.3	1	U	U	1		µg/L
HAA 9AR	4/22/2015	1,4-DICHLOROBENZENE	0.12	1	U	U	1		µg/L
HAA 9AR	5/6/2014	1,3-DICHLOROBENZENE	0.3	1	U	U	1		µg/L
HAA 9AR	4/22/2015	1,3-DICHLOROBENZENE	0.08	1	U	U	1		µg/L
HAA 9AR	5/6/2014	1,2-DICHLOROPROPANE	0.3	1	U	U	1	5	µg/L
HAA 9AR	4/22/2015	1,2-DICHLOROPROPANE	0.1	1	U	U	1	5	µg/L
HAA 9AR	5/6/2014	1,2-DICHLOROETHANE (EDC)	0.3	1	U	U	1	5	µg/L
HAA 9AR	4/22/2015	1,2-DICHLOROETHANE (EDC)	0.1	1	U	U	1	5	µg/L
HAA 9AR	5/6/2014	1,2-DICHLOROBENZENE	0.3	1	U	U	1	600	µg/L
HAA 9AR	4/22/2015	1,2-DICHLOROBENZENE	0.06	1	U	U	1	600	µg/L
HAA 9AR	5/6/2014	1,2-DIBROMOETHANE	0.3	1	U	U	1	0.5	µg/L
HAA 9AR	4/22/2015	1,2-DIBROMOETHANE	0.13	1	U	U	1	0.5	µg/L
HAA 9AR	5/6/2014	1,2-DIBROMO-3-CHLOROPROPANE	0.5	1	U	U	1	0.2	µg/L
HAA 9AR	4/22/2015	1,2-DIBROMO-3-CHLOROPROPANE	0.41	1	U	U	1	0.2	µg/L
HAA 9AR	5/6/2014	1,2,4-TRICHLOROBENZENE	0.3	1	U	U	1	7	µg/L
HAA 9AR	4/22/2015	1,2,4-TRICHLOROBENZENE	0.08	1	U	U	1	7	µg/L
HAA 9AR	5/6/2014	1,2,3-TRICHLOROBENZENE	0.3	1	U	U	1	7	µg/L
HAA 9AR	4/22/2015	1,2,3-TRICHLOROBENZENE	0.09	1	U	U	1	7	µg/L
HAA 9AR	5/6/2014	1,1-DICHLOROETHYLENE	0.3	1	U	U	1	7	µg/L
HAA 9AR	4/22/2015	1,1-DICHLOROETHYLENE	0.08	1	U	U	1	7	µg/L
HAA 9AR	5/3/2010	1,1-DICHLOROETHANE	0.9	2	U	U	2	2.8	µg/L
HAA 9AR	5/4/2011	1,1-DICHLOROETHANE	0.1	2	U	U	2	2.8	µg/L
HAA 9AR	4/30/2012	1,1-DICHLOROETHANE	0.1	2	U	U	2	2.8	µg/L
HAA 9AR	5/7/2013	1,1-DICHLOROETHANE	0.1	2	U	U	2	2.8	µg/L
HAA 9AR	5/6/2014	1,1-DICHLOROETHANE	0.3	1	U	U	1	2.8	µg/L
HAA 9AR	4/22/2015	1,1-DICHLOROETHANE	0.07	1	U	U	1	2.8	µg/L
HAA 9AR	5/2/2016	1,1-DICHLOROETHANE	0.3	1	U	U	1	2.8	µg/L
HAA 9AR	5/2/2016	1,1-DICHLOROETHANE	0.3	1	U	U	1	2.8	µg/L
HAA 9AR	4/26/2017	1,1-DICHLOROETHANE	0.333	1	U	U	1	2.8	µg/L
HAA 9AR	4/26/2017	1,1-DICHLOROETHANE	0.333	1	U	U	1	2.8	µg/L
HAA 9AR	5/6/2014	1,1,2-TRICHLOROETHANE	0.3	1	U	U	1	5	µg/L
HAA 9AR	4/22/2015	1,1,2-TRICHLOROETHANE	0.15	1	U	U	1	5	µg/L
HAA 9AR	5/6/2014	1,1,2-TRICHLORO-1,2,2-TRIFLUOROETHANE	2	5	U	U	5		µg/L
HAA 9AR	4/22/2015	1,1,2-TRICHLORO-1,2,2-TRIFLUOROETHANE	0.1	1	U	U	1		µg/L
HAA 9AR	5/6/2014	1,1,2,2-TETRACHLOROETHANE	0.3	1	U	U	1	0.076	µg/L
HAA 9AR	4/22/2015	1,1,2,2-TETRACHLOROETHANE	0.1	1	U	U	1	0.076	µg/L
HAA 9AR	5/3/2010	1,1,1-TRICHLOROETHANE	0.79	2	U	U	2	200	µg/L
HAA 9AR	5/4/2011	1,1,1-TRICHLOROETHANE	0.15	2	U	U	2	200	µg/L
HAA 9AR	4/30/2012	1,1,1-TRICHLOROETHANE	0.15	2	U	U	2	200	µg/L

Bold indicates concentration exceeds the MCL or USEPA Regional Screening Levels, http://epa.gov/reg3hwmd/risk/human/rb-concentration_table/index.htm. (May 2016 RSL Table)

Scoping Summary for the GSA
Eastern Groundwater Operable Unit (U)
September 2018

WSRC-RP-2000-4134
Final
Appendix A, Page A-7 of A-70

Station	Date	Analyte	MDL	PQL	Lab Qual	EPA Qual	Result	MCL/RSL	Units
HAA 9AR	5/7/2013	1,1,1-TRICHLOROETHANE	0.15	2	U	U	2	200	µg/L
HAA 9AR	5/6/2014	1,1,1-TRICHLOROETHANE	0.3	1	U	U	1	200	µg/L
HAA 9AR	4/22/2015	1,1,1-TRICHLOROETHANE	0.07	1	U	U	1	200	µg/L
HAA 9AR	5/2/2016	1,1,1-TRICHLOROETHANE	0.3	1	U	U	1	200	µg/L
HAA 9AR	5/2/2016	1,1,1-TRICHLOROETHANE	0.3	1	U	U	1	200	µg/L
HAA 9AR	4/26/2017	1,1,1-TRICHLOROETHANE	0.333	1	U	U	1	200	µg/L
HAA 9AR	4/26/2017	1,1,1-TRICHLOROETHANE	0.333	1	U	U	1	200	µg/L
HAA 9D	5/3/2010	TRITIUM	0.462	1.71			9.41	20	pCi/mL
HAA 9D	5/3/2011	TRITIUM	0.438	1.63			8.28	20	pCi/mL
HAA 9D	4/30/2012	TRITIUM	0.48	1.67			7.65	20	pCi/mL
HAA 9D	5/7/2013	TRITIUM	0.394	1.5			7.05	20	pCi/mL
HAA 9D	5/6/2014	TRITIUM	0.381	1.47			7.34	20	pCi/mL
HAA 9D	4/22/2015	TRITIUM	0.531	1.63			6.97	20	pCi/mL
HAA 9D	4/22/2015	TRITIUM	0.526	1.6			6.72	20	pCi/mL
HAA 9D	4/26/2016	TRITIUM	0.544	1.62			6.21	20	pCi/mL
HAA 9D	4/26/2017	TRITIUM	0.522	1.6			5.38	20	pCi/mL
HAA 9D	4/26/2017	TRITIUM	0.521	1.59			5.29	20	pCi/mL
HAA 9D	5/6/2014	TRICHLOROFLUOROMETHANE	0.3	1	U	U	1	5200	µg/L
HAA 9D	4/22/2015	TRICHLOROFLUOROMETHANE	0.11	1	U	U	1	5200	µg/L
HAA 9D	4/22/2015	TRICHLOROFLUOROMETHANE	0.11	1	U	U	1	5200	µg/L
HAA 9D	5/3/2010	TRICHLOROETHYLENE (TCE)	0.97	2	U	U	2	5	µg/L
HAA 9D	5/3/2011	TRICHLOROETHYLENE (TCE)	0.1	2	U	U	2	5	µg/L
HAA 9D	4/30/2012	TRICHLOROETHYLENE (TCE)	0.1	2	U	U	2	5	µg/L
HAA 9D	5/7/2013	TRICHLOROETHYLENE (TCE)	0.1	2	U	U	2	5	µg/L
HAA 9D	5/6/2014	TRICHLOROETHYLENE (TCE)	0.3	1	U	U	1	5	µg/L
HAA 9D	4/22/2015	TRICHLOROETHYLENE (TCE)	0.25	1	U	U	1	5	µg/L
HAA 9D	4/22/2015	TRICHLOROETHYLENE (TCE)	0.25	1	U	U	1	5	µg/L
HAA 9D	4/26/2016	TRICHLOROETHYLENE (TCE)	0.3	1	U	U	1	5	µg/L
HAA 9D	4/26/2017	TRICHLOROETHYLENE (TCE)	0.333	1	U	U	1	5	µg/L
HAA 9D	5/6/2014	TRANS-1,3-DICHLOROPROPENE	0.3	1	U	U	1	0.47	µg/L
HAA 9D	4/22/2015	TRANS-1,3-DICHLOROPROPENE	0.08	1	U	U	1	0.47	µg/L
HAA 9D	4/22/2015	TRANS-1,3-DICHLOROPROPENE	0.08	1	U	U	1	0.47	µg/L
HAA 9D	5/6/2014	TRANS-1,2-DICHLOROETHYLENE	0.3	1	U	U	1	100	µg/L
HAA 9D	4/22/2015	TRANS-1,2-DICHLOROETHYLENE	0.08	1	U	U	1	100	µg/L
HAA 9D	4/22/2015	TRANS-1,2-DICHLOROETHYLENE	0.08	1	U	U	1	100	µg/L
HAA 9D	5/6/2014	TOLUENE	0.3	1	U	U	1	1000	µg/L
HAA 9D	4/22/2015	TOLUENE	0.07	1		U	2.5	1000	µg/L
HAA 9D	4/22/2015	TOLUENE	0.07	1		J	1.3	1000	µg/L
HAA 9D	5/6/2014	TETRACHLOROETHYLENE (PCE)	0.3	1	U	U	1	5	µg/L
HAA 9D	4/22/2015	TETRACHLOROETHYLENE (PCE)	0.18	1	U	U	1	5	µg/L
HAA 9D	4/22/2015	TETRACHLOROETHYLENE (PCE)	0.18	1	U	U	1	5	µg/L
HAA 9D	5/6/2014	STYRENE	0.3	1	U	U	1	100	µg/L
HAA 9D	4/22/2015	STYRENE	0.07	1	U	U	1	100	µg/L
HAA 9D	4/22/2015	STYRENE	0.07	1	U	U	1	100	µg/L
HAA 9D	4/30/2012	SODIUM	0.04	0.4			7.47		µg/L
HAA 9D	5/6/2014	O-XYLENE	0.3	1	U	U	1	190	µg/L
HAA 9D	4/22/2015	O-XYLENE	0.06	1	U	U	1	190	µg/L
HAA 9D	4/22/2015	O-XYLENE	0.06	1	U	U	1	190	µg/L
HAA 9D	5/3/2010	NONVOLATILE BETA	4.2	9.06	U	U	0.865	50	pCi/L
HAA 9D	5/3/2011	NONVOLATILE BETA	4.3	9.3	U	U	0.605	50	pCi/L
HAA 9D	4/30/2012	NONVOLATILE BETA	4.27	8.79	U	U	-0.231	50	pCi/L
HAA 9D	5/7/2013	NONVOLATILE BETA	4.37	8.75	U	U	-0.803	50	pCi/L
HAA 9D	5/6/2014	NONVOLATILE BETA	3.98	8.74	U	U	0.731	50	pCi/L
HAA 9D	4/22/2015	NONVOLATILE BETA	4.17	8.65	U	U	-0.0144	50	pCi/L
HAA 9D	4/22/2015	NONVOLATILE BETA	4.12	8.15	U	U	-0.857	50	pCi/L
HAA 9D	4/26/2016	NONVOLATILE BETA	4.04	9.07	U	U	1.5	50	pCi/L
HAA 9D	4/26/2017	NONVOLATILE BETA	4.09	10.1	U	U	3.71	50	pCi/L
HAA 9D	4/30/2012	NITRATE-NITRITE AS NITROGEN	0.01	0.02			1.13	10	mg/L
HAA 9D	5/6/2014	METHYLCYCLOHEXANE	0.3	1	U	U	1		µg/L
HAA 9D	4/22/2015	METHYLCYCLOHEXANE	0.1	4	U	U	4		µg/L
HAA 9D	4/22/2015	METHYLCYCLOHEXANE	0.1	4	U	U	4		µg/L
HAA 9D	5/6/2014	METHYL TERTIARY BUTYL ETHER (MTBE)	0.3	1	U	U	1	14	µg/L
HAA 9D	4/22/2015	METHYL TERTIARY BUTYL ETHER (MTBE)	0.11	2	U	U	2	14	µg/L
HAA 9D	4/22/2015	METHYL TERTIARY BUTYL ETHER (MTBE)	0.11	2	U	U	2	14	µg/L
HAA 9D	5/6/2014	METHYL ISOBUTYL KETONE	1.5	5	U	U	5	6300	µg/L
HAA 9D	4/22/2015	METHYL ISOBUTYL KETONE	0.12	5	U	U	5	6300	µg/L
HAA 9D	4/22/2015	METHYL ISOBUTYL KETONE	0.12	5	U	U	5	6300	µg/L
HAA 9D	5/6/2014	METHYL ETHYL KETONE	1.5	5	U	U	5	5600	µg/L
HAA 9D	4/22/2015	METHYL ETHYL KETONE	0.52	5	U	U	5	5600	µg/L
HAA 9D	4/22/2015	METHYL ETHYL KETONE	0.52	5	U	U	5	5600	µg/L
HAA 9D	5/6/2014	METHYL ACETATE	1.5	5	U	U	5	20000	µg/L

Bold indicates concentration exceeds the MCL or USEPA Regional Screening Levels, http://epa.gov/reg3hwmd/risk/human/rb-concentration_table/index.htm. (May 2016 RSL Table)

Scoping Summary for the GSA
Eastern Groundwater Operable Unit (U)
September 2018

WSRC-RP-2000-4134
Final
Appendix A, Page A-8 of A-70

Station	Date	Analyte	MDL	PQL	Lab Qual	EPA Qual	Result	MCL/RSL	Units
HAA 9D	4/22/2015	METHYL ACETATE	0.37	25	U	U	25	20000	µg/L
HAA 9D	4/22/2015	METHYL ACETATE	0.37	25	U	U	25	20000	µg/L
HAA 9D	5/6/2014	M,P-XYLENE	0.3	2	U	U	2	190	µg/L
HAA 9D	4/22/2015	M,P-XYLENE	0.14	2	U	U	2	190	µg/L
HAA 9D	4/22/2015	M,P-XYLENE	0.14	2	U	U	2	190	µg/L
HAA 9D	5/3/2010	LEAD	0.4	4			5.03	15	µg/L
HAA 9D	5/3/2011	LEAD	1	10	U	U	10	15	µg/L
HAA 9D	4/30/2012	LEAD	1	10	J	J	1.43	15	µg/L
HAA 9D	5/7/2013	LEAD	1	10	U	U	10	15	µg/L
HAA 9D	5/6/2014	LEAD	0.5	5	U	U	5	15	µg/L
HAA 9D	4/22/2015	LEAD	0.5	5	U	U	5	15	µg/L
HAA 9D	4/22/2015	LEAD	0.5	5	J	J	0.889	15	µg/L
HAA 9D	4/26/2016	LEAD	0.5	5	J	J	0.855	15	µg/L
HAA 9D	4/26/2017	LEAD	0.5	5	J	J	0.597	15	µg/L
HAA 9D	4/30/2012	GROSS ALPHA	2.44	6.24	U	U	1.6	15	pCi/L
HAA 9D	5/7/2013	GROSS ALPHA	2.5	5.13	U	U	0.554	15	pCi/L
HAA 9D	5/6/2014	GROSS ALPHA	2.22	5.39	U	U	1.19	15	pCi/L
HAA 9D	4/22/2015	GROSS ALPHA	2.06	4.33	U	U	0.54	15	pCi/L
HAA 9D	4/22/2015	GROSS ALPHA	2.06	3.71	U	U	0.152	15	pCi/L
HAA 9D	4/26/2016	GROSS ALPHA	2.26	3.9	U	U	0.00242	15	pCi/L
HAA 9D	4/26/2017	GROSS ALPHA	2.31	3.96	U	U	0.0137	15	pCi/L
HAA 9D	5/6/2014	ETHYLBENZENE	0.3	1	U	U	1	700	µg/L
HAA 9D	4/22/2015	ETHYLBENZENE	0.09	1	U	U	1	700	µg/L
HAA 9D	4/22/2015	ETHYLBENZENE	0.09	1	U	U	1	700	µg/L
HAA 9D	5/6/2014	DICHLOROMETHANE (METHYLENE CHLORIDE)	1	5	U	U	5	5	µg/L
HAA 9D	4/22/2015	DICHLOROMETHANE (METHYLENE CHLORIDE)	0.27	1	U	U	1	5	µg/L
HAA 9D	4/22/2015	DICHLOROMETHANE (METHYLENE CHLORIDE)	0.27	1	U	U	1	5	µg/L
HAA 9D	5/6/2014	DICHLORODIFLUOROMETHANE	0.3	1	U	U	1	200	µg/L
HAA 9D	4/22/2015	DICHLORODIFLUOROMETHANE	0.08	2	U	U	2	200	µg/L
HAA 9D	4/22/2015	DICHLORODIFLUOROMETHANE	0.08	2	U	U	2	200	µg/L
HAA 9D	5/6/2014	DIBROMOCHLOROMETHANE	0.3	1	U	U	1	80	µg/L
HAA 9D	4/22/2015	DIBROMOCHLOROMETHANE	0.13	1	U	U	1	80	µg/L
HAA 9D	4/22/2015	DIBROMOCHLOROMETHANE	0.13	1	U	U	1	80	µg/L
HAA 9D	5/6/2014	CYCLOHEXANE	0.3	1	U	U	1	13000	µg/L
HAA 9D	4/22/2015	CYCLOHEXANE	0.07	1	U	U	1	13000	µg/L
HAA 9D	4/22/2015	CYCLOHEXANE	0.07	1	U	U	1	13000	µg/L
HAA 9D	5/6/2014	CUMENE (ISOPROPYLBENZENE)	0.3	1	U	U	1	450	µg/L
HAA 9D	4/22/2015	CUMENE (ISOPROPYLBENZENE)	0.08	1	U	U	1	450	µg/L
HAA 9D	4/22/2015	CUMENE (ISOPROPYLBENZENE)	0.08	1	U	U	1	450	µg/L
HAA 9D	5/6/2014	CIS-1,3-DICHLOROPROPENE	0.3	1	U	U	1	0.47	µg/L
HAA 9D	4/22/2015	CIS-1,3-DICHLOROPROPENE	0.07	1	U	U	1	0.47	µg/L
HAA 9D	4/22/2015	CIS-1,3-DICHLOROPROPENE	0.07	1	U	U	1	0.47	µg/L
HAA 9D	5/6/2014	CIS-1,2-DICHLOROETHYLENE	0.3	1	U	U	1	0.47	µg/L
HAA 9D	4/22/2015	CIS-1,2-DICHLOROETHYLENE	0.09	1	U	U	1	0.47	µg/L
HAA 9D	4/22/2015	CIS-1,2-DICHLOROETHYLENE	0.09	1	U	U	1	0.47	µg/L
HAA 9D	4/30/2012	CHROMIUM	20	200	U	U	200	100	µg/L
HAA 9D	5/6/2014	CHLOROMETHANE (METHYL CHLORIDE)	0.3	1	U	U	1	190	µg/L
HAA 9D	4/22/2015	CHLOROMETHANE (METHYL CHLORIDE)	0.08	2	U	U	2	190	µg/L
HAA 9D	4/22/2015	CHLOROMETHANE (METHYL CHLORIDE)	0.08	2	U	U	2	190	µg/L
HAA 9D	5/6/2014	CHLOROFORM	0.3	1	U	U	1	80	µg/L
HAA 9D	4/22/2015	CHLOROFORM	0.1	1	U	U	1	80	µg/L
HAA 9D	4/22/2015	CHLOROFORM	0.1	1	U	U	1	80	µg/L
HAA 9D	5/6/2014	CHLOROETHENE (VINYL CHLORIDE)	0.3	1	U	U	1	2	µg/L
HAA 9D	4/22/2015	CHLOROETHENE (VINYL CHLORIDE)	0.08	2	U	U	2	2	µg/L
HAA 9D	4/22/2015	CHLOROETHENE (VINYL CHLORIDE)	0.08	2	U	U	2	2	µg/L
HAA 9D	5/6/2014	CHLOROETHANE (ETHYL CHLORIDE)	0.3	1	U	U	1	21000	µg/L
HAA 9D	4/22/2015	CHLOROETHANE (ETHYL CHLORIDE)	0.1	2	U	U	2	21000	µg/L
HAA 9D	4/22/2015	CHLOROETHANE (ETHYL CHLORIDE)	0.1	2	U	U	2	21000	µg/L
HAA 9D	5/6/2014	CHLOROBENZENE	0.3	1	U	U	1	100	µg/L
HAA 9D	4/22/2015	CHLOROBENZENE	0.15	1	U	U	1	100	µg/L
HAA 9D	4/22/2015	CHLOROBENZENE	0.15	1	U	U	1	100	µg/L
HAA 9D	5/3/2010	CARBON TETRACHLORIDE	1.04	2	U	U	2	5	µg/L
HAA 9D	5/3/2011	CARBON TETRACHLORIDE	0.13	2	U	U	2	5	µg/L
HAA 9D	4/30/2012	CARBON TETRACHLORIDE	0.13	2	U	U	2	5	µg/L
HAA 9D	5/7/2013	CARBON TETRACHLORIDE	0.13	2	U	U	2	5	µg/L
HAA 9D	5/6/2014	CARBON TETRACHLORIDE	0.3	1	U	U	1	5	µg/L
HAA 9D	4/22/2015	CARBON TETRACHLORIDE	0.13	1	U	U	1	5	µg/L
HAA 9D	4/22/2015	CARBON TETRACHLORIDE	0.13	1	U	U	1	5	µg/L
HAA 9D	4/26/2016	CARBON TETRACHLORIDE	0.3	1	U	U	1	5	µg/L
HAA 9D	4/26/2017	CARBON TETRACHLORIDE	0.333	1	U	U	1	5	µg/L
HAA 9D	5/6/2014	CARBON DISULFIDE	1.5	5	U	U	5	810	µg/L

Bold indicates concentration exceeds the MCL or USEPA Regional Screening Levels, http://epa.gov/reg3hwmd/risk/human/rb-concentration_table/index.htm. (May 2016 RSL Table)

Scoping Summary for the GSA
Eastern Groundwater Operable Unit (U)
September 2018

WSRC-RP-2000-4134
Final
Appendix A, Page A-9 of A-70

Station	Date	Analyte	MDL	PQL	Lab Qual	EPA Qual	Result	MCL/RSI	Units
HAA 9D	4/22/2015	CARBON DISULFIDE	0.05	1	U	U	1	810	µg/L
HAA 9D	4/22/2015	CARBON DISULFIDE	0.05	1	U	U	1	810	µg/L
HAA 9D	5/3/2010	CADMIUM	0.2	2	U	U	2	5	µg/L
HAA 9D	5/3/2011	CADMIUM	0.2	2	U	U	2	5	µg/L
HAA 9D	4/30/2012	CADMIUM	0.2	2	J	J	0.464	5	µg/L
HAA 9D	5/7/2013	CADMIUM	0.2	2	U	U	2	5	µg/L
HAA 9D	5/6/2014	CADMIUM	0.1	1	U	U	1	5	µg/L
HAA 9D	4/22/2015	CADMIUM	0.1	1	U	U	1	5	µg/L
HAA 9D	4/22/2015	CADMIUM	0.1	1	J	J	0.106	5	µg/L
HAA 9D	4/26/2016	CADMIUM	0.1	1	U	U	1	5	µg/L
HAA 9D	4/26/2017	CADMIUM	0.1	1	U	U	1	5	µg/L
HAA 9D	5/6/2014	BROMOMETHANE (METHYL BROMIDE)	0.3	1	U	U	1	75	µg/L
HAA 9D	4/22/2015	BROMOMETHANE (METHYL BROMIDE)	0.25	2	U	U	2	75	µg/L
HAA 9D	4/22/2015	BROMOMETHANE (METHYL BROMIDE)	0.25	2	U	U	2	75	µg/L
HAA 9D	5/6/2014	BROMOFORM (TRIBROMOMETHANE)	0.3	1	U	U	1	80	µg/L
HAA 9D	4/22/2015	BROMOFORM (TRIBROMOMETHANE)	0.17	1	U	U	1	80	µg/L
HAA 9D	4/22/2015	BROMOFORM (TRIBROMOMETHANE)	0.17	1	U	U	1	80	µg/L
HAA 9D	5/6/2014	BROMODICHLOROMETHANE	0.3	1	U	U	1	80	µg/L
HAA 9D	4/22/2015	BROMODICHLOROMETHANE	0.09	1	U	U	1	80	µg/L
HAA 9D	4/22/2015	BROMODICHLOROMETHANE	0.09	1	U	U	1	80	µg/L
HAA 9D	5/6/2014	BROMOCHLOROMETHANE	0.3	1	U	U	1	83	µg/L
HAA 9D	4/22/2015	BROMOCHLOROMETHANE	0.13	1	U	U	1	83	µg/L
HAA 9D	4/22/2015	BROMOCHLOROMETHANE	0.13	1	U	U	1	83	µg/L
HAA 9D	5/6/2014	BENZENE	0.3	1	U	U	1	5	µg/L
HAA 9D	4/22/2015	BENZENE	0.06	1	U	U	1	5	µg/L
HAA 9D	4/22/2015	BENZENE	0.06	1	U	U	1	5	µg/L
HAA 9D	5/6/2014	ACETONE	1.5	5	U	U	5	14000	µg/L
HAA 9D	4/22/2015	ACETONE	0.34	2		J	4.2	14000	µg/L
HAA 9D	4/22/2015	ACETONE	0.34	2		J	4.1	14000	µg/L
HAA 9D	5/6/2014	2-HEXANONE	1.5	5	U	U	5	38	µg/L
HAA 9D	4/22/2015	2-HEXANONE	0.22	5	U	U	5	38	µg/L
HAA 9D	4/22/2015	2-HEXANONE	0.22	5	U	U	5	38	µg/L
HAA 9D	5/6/2014	1,4-DIOXANE	15	50	U	U	50	0.46	µg/L
HAA 9D	4/22/2015	1,4-DIOXANE	7.6	80	U	U	80	0.46	µg/L
HAA 9D	4/22/2015	1,4-DIOXANE	7.6	80	U	U	80	0.46	µg/L
HAA 9D	5/6/2014	1,4-DICHLOROBENZENE	0.3	1	U	U	1		µg/L
HAA 9D	4/22/2015	1,4-DICHLOROBENZENE	0.12	1	U	U	1		µg/L
HAA 9D	4/22/2015	1,4-DICHLOROBENZENE	0.12	1	U	U	1		µg/L
HAA 9D	5/6/2014	1,3-DICHLOROBENZENE	0.3	1	U	U	1		µg/L
HAA 9D	4/22/2015	1,3-DICHLOROBENZENE	0.08	1	U	U	1		µg/L
HAA 9D	4/22/2015	1,3-DICHLOROBENZENE	0.08	1	U	U	1		µg/L
HAA 9D	5/6/2014	1,2-DICHLOROPROPANE	0.3	1	U	U	1	5	µg/L
HAA 9D	4/22/2015	1,2-DICHLOROPROPANE	0.1	1	U	U	1	5	µg/L
HAA 9D	4/22/2015	1,2-DICHLOROPROPANE	0.1	1	U	U	1	5	µg/L
HAA 9D	5/6/2014	1,2-DICHLOROETHANE (EDC)	0.3	1	U	U	1	5	µg/L
HAA 9D	4/22/2015	1,2-DICHLOROETHANE (EDC)	0.1	1	U	U	1	5	µg/L
HAA 9D	4/22/2015	1,2-DICHLOROETHANE (EDC)	0.1	1	U	U	1	5	µg/L
HAA 9D	5/6/2014	1,2-DICHLOROBENZENE	0.3	1	U	U	1	600	µg/L
HAA 9D	4/22/2015	1,2-DICHLOROBENZENE	0.06	1	U	U	1	600	µg/L
HAA 9D	4/22/2015	1,2-DICHLOROBENZENE	0.06	1	U	U	1	600	µg/L
HAA 9D	5/6/2014	1,2-DIBROMOETHANE	0.3	1	U	U	1	0.5	µg/L
HAA 9D	4/22/2015	1,2-DIBROMOETHANE	0.13	1	U	U	1	0.5	µg/L
HAA 9D	4/22/2015	1,2-DIBROMOETHANE	0.13	1	U	U	1	0.5	µg/L
HAA 9D	5/6/2014	1,2-DIBROMO-3-CHLOROPROPANE	0.5	1	U	U	1	0.2	µg/L
HAA 9D	4/22/2015	1,2-DIBROMO-3-CHLOROPROPANE	0.41	1	U	U	1	0.2	µg/L
HAA 9D	4/22/2015	1,2-DIBROMO-3-CHLOROPROPANE	0.41	1	U	U	1	0.2	µg/L
HAA 9D	5/6/2014	1,2,4-TRICHLOROBENZENE	0.3	1	U	U	1	7	µg/L
HAA 9D	4/22/2015	1,2,4-TRICHLOROBENZENE	0.08	1	U	U	1	7	µg/L
HAA 9D	4/22/2015	1,2,4-TRICHLOROBENZENE	0.08	1	U	U	1	7	µg/L
HAA 9D	5/6/2014	1,2,3-TRICHLOROBENZENE	0.3	1	U	U	1	7	µg/L
HAA 9D	4/22/2015	1,2,3-TRICHLOROBENZENE	0.09	1	U	U	1	7	µg/L
HAA 9D	4/22/2015	1,2,3-TRICHLOROBENZENE	0.09	1	U	U	1	7	µg/L
HAA 9D	5/6/2014	1,1-DICHLOROETHYLENE	0.3	1	U	U	1	7	µg/L
HAA 9D	4/22/2015	1,1-DICHLOROETHYLENE	0.08	1	U	U	1	7	µg/L
HAA 9D	4/22/2015	1,1-DICHLOROETHYLENE	0.08	1	U	U	1	7	µg/L
HAA 9D	5/3/2010	1,1-DICHLOROETHANE	0.9	2	U	U	2	2.8	µg/L
HAA 9D	5/3/2011	1,1-DICHLOROETHANE	0.1	2	U	U	2	2.8	µg/L
HAA 9D	4/30/2012	1,1-DICHLOROETHANE	0.1	2	U	U	2	2.8	µg/L
HAA 9D	5/7/2013	1,1-DICHLOROETHANE	0.1	2	U	U	2	2.8	µg/L
HAA 9D	5/6/2014	1,1-DICHLOROETHANE	0.3	1	U	U	1	2.8	µg/L
HAA 9D	4/22/2015	1,1-DICHLOROETHANE	0.07	1	U	U	1	2.8	µg/L

Bold indicates concentration exceeds the MCL or USEPA Regional Screening Levels, http://epa.gov/reg3hwmd/risk/human/rb-concentration_table/index.htm. (May 2016 RSL Table)

Scoping Summary for the GSA
Eastern Groundwater Operable Unit (U)
September 2018

WSRC-RP-2000-4134
Final
Appendix A, Page A-10 of A-70

Station	Date	Analyte	MDL	PQL	Lab Qual	EPA Qual	Result	MCL/RSL	Units
HAA 9D	4/22/2015	1,1-DICHLOROETHANE	0.07	1	U	U	1	2.8	µg/L
HAA 9D	4/26/2016	1,1-DICHLOROETHANE	0.3	1	U	U	1	2.8	µg/L
HAA 9D	4/26/2017	1,1-DICHLOROETHANE	0.333	1	U	U	1	2.8	µg/L
HAA 9D	5/6/2014	1,1,2-TRICHLOROETHANE	0.3	1	U	U	1	5	µg/L
HAA 9D	4/22/2015	1,1,2-TRICHLOROETHANE	0.15	1	U	U	1	5	µg/L
HAA 9D	4/22/2015	1,1,2-TRICHLOROETHANE	0.15	1	U	U	1	5	µg/L
HAA 9D	5/6/2014	1,1,2-TRICHLORO-1,2,2-TRIFLUOROETHANE	2	5	U	U	5		µg/L
HAA 9D	4/22/2015	1,1,2-TRICHLORO-1,2,2-TRIFLUOROETHANE	0.1	1	U	U	1		µg/L
HAA 9D	4/22/2015	1,1,2-TRICHLORO-1,2,2-TRIFLUOROETHANE	0.1	1	U	U	1		µg/L
HAA 9D	5/6/2014	1,1,2,2-TETRACHLOROETHANE	0.3	1	U	U	1	0.076	µg/L
HAA 9D	4/22/2015	1,1,2,2-TETRACHLOROETHANE	0.1	1	U	U	1	0.076	µg/L
HAA 9D	4/22/2015	1,1,1-TRICHLOROETHANE	0.79	2	U	U	2	200	µg/L
HAA 9D	5/3/2010	1,1,1-TRICHLOROETHANE	0.15	2	U	U	2	200	µg/L
HAA 9D	4/30/2012	1,1,1-TRICHLOROETHANE	0.15	2	U	U	2	200	µg/L
HAA 9D	5/7/2013	1,1,1-TRICHLOROETHANE	0.15	2	U	U	2	200	µg/L
HAA 9D	5/6/2014	1,1,1-TRICHLOROETHANE	0.3	1	U	U	1	200	µg/L
HAA 9D	4/22/2015	1,1,1-TRICHLOROETHANE	0.07	1	U	U	1	200	µg/L
HAA 9D	4/22/2015	1,1,1-TRICHLOROETHANE	0.07	1	U	U	1	200	µg/L
HAA 9D	4/26/2016	1,1,1-TRICHLOROETHANE	0.3	1	U	U	1	200	µg/L
HAA 9D	4/26/2017	1,1,1-TRICHLOROETHANE	0.333	1	U	U	1	200	µg/L
HAA 11A	5/3/2010	TRITIUM	0.456	0.982	U	U	-0.015	20	pCi/mL
HAA 11A	5/3/2011	TRITIUM	0.439	0.97	U	U	0.19	20	pCi/mL
HAA 11A	4/30/2012	TRITIUM	0.475	1.02	U	U	-0.0108	20	pCi/mL
HAA 11A	5/7/2013	TRITIUM	0.525	1.18	U	U	0.434	20	pCi/mL
HAA 11A	5/7/2013	TRITIUM	0.524	1.12	U	U	-0.0898	20	pCi/mL
HAA 11A	5/6/2014	TRITIUM	0.383	0.847	U	U	0.172	20	pCi/mL
HAA 11A	4/22/2015	TRITIUM	0.527	1.14	U	U	-0.0145	20	pCi/mL
HAA 11A	4/26/2016	TRITIUM	0.544	1.17	U	U	-0.161	20	pCi/mL
HAA 11A	4/26/2017	TRITIUM	0.445	0.966	U	U	0.0688	20	pCi/mL
HAA 11A	5/6/2014	TRICHLOROFLUOROMETHANE	0.3	1	U	U	1	5200	µg/L
HAA 11A	4/22/2015	TRICHLOROFLUOROMETHANE	0.11	1	U	U	1	5200	µg/L
HAA 11A	5/3/2010	TRICHLOROETHYLENE (TCE)	0.97	2	U	U	2	5	µg/L
HAA 11A	5/3/2010	TRICHLOROETHYLENE (TCE)	0.97	2	U	U	2	5	µg/L
HAA 11A	5/3/2011	TRICHLOROETHYLENE (TCE)	0.1	2	U	U	2	5	µg/L
HAA 11A	4/30/2012	TRICHLOROETHYLENE (TCE)	0.1	2	U	U	2	5	µg/L
HAA 11A	5/7/2013	TRICHLOROETHYLENE (TCE)	0.1	2	U	U	2	5	µg/L
HAA 11A	5/6/2014	TRICHLOROETHYLENE (TCE)	0.3	1	U	U	1	5	µg/L
HAA 11A	4/22/2015	TRICHLOROETHYLENE (TCE)	0.25	1	U	U	1	5	µg/L
HAA 11A	4/26/2016	TRICHLOROETHYLENE (TCE)	0.3	1	U	U	1	5	µg/L
HAA 11A	4/26/2017	TRICHLOROETHYLENE (TCE)	0.333	1	U	U	1	5	µg/L
HAA 11A	5/6/2014	TRANS-1,3-DICHLOROPROPENE	0.3	1	U	U	1	0.47	µg/L
HAA 11A	4/22/2015	TRANS-1,3-DICHLOROPROPENE	0.08	1	U	U	1	0.47	µg/L
HAA 11A	5/6/2014	TRANS-1,2-DICHLOROETHYLENE	0.3	1	U	U	1	100	µg/L
HAA 11A	4/22/2015	TRANS-1,2-DICHLOROETHYLENE	0.08	1	U	U	1	100	µg/L
HAA 11A	5/6/2014	TOLUENE	0.3	1	U	U	1	1000	µg/L
HAA 11A	4/22/2015	TOLUENE	0.07	1		UJ	1	1000	µg/L
HAA 11A	5/6/2014	TETRACHLOROETHYLENE (PCE)	0.3	1	U	U	1	5	µg/L
HAA 11A	4/22/2015	TETRACHLOROETHYLENE (PCE)	0.18	1	U	U	1	5	µg/L
HAA 11A	5/6/2014	STYRENE	0.3	1	U	U	1	100	µg/L
HAA 11A	4/22/2015	STYRENE	0.07	1	U	U	1	100	µg/L
HAA 11A	4/30/2012	SODIUM	0.04	0.4			4.47		µg/L
HAA 11A	4/30/2012	SODIUM	0.04	0.4			4.46		µg/L
HAA 11A	5/6/2014	O-XYLENE	0.3	1	U	U	1	190	µg/L
HAA 11A	4/22/2015	O-XYLENE	0.06	1	U	U	1	190	µg/L
HAA 11A	5/3/2010	NONVOLATILE BETA	4.49	11.4	J	J	6.11	50	pCi/L
HAA 11A	5/3/2011	NONVOLATILE BETA	4.2	9.65	U	U	2.05	50	pCi/L
HAA 11A	4/30/2012	NONVOLATILE BETA	4.42	10.5	U	U	3.39	50	pCi/L
HAA 11A	4/30/2012	NONVOLATILE BETA	4.07	9.81	U	U	3.27	50	pCi/L
HAA 11A	5/7/2013	NONVOLATILE BETA	4.33	10.6	U	U	4.27	50	pCi/L
HAA 11A	5/6/2014	NONVOLATILE BETA	3.98	10.5	J	J	6.18	50	pCi/L
HAA 11A	4/22/2015	NONVOLATILE BETA	4.07	10.5	J	J	5.92	50	pCi/L
HAA 11A	4/26/2016	NONVOLATILE BETA	4.04	9.9	U	U	3.88	50	pCi/L
HAA 11A	4/26/2017	NONVOLATILE BETA	4.04	9.77	U	U	3.12	50	pCi/L
HAA 11A	4/30/2012	NITRATE-NITRITE AS NITROGEN	0.01	0.02			0.177	10	mg/L
HAA 11A	5/6/2014	METHYLCYCLOHEXANE	0.3	1	U	U	1		µg/L
HAA 11A	4/22/2015	METHYLCYCLOHEXANE	0.1	4	U	U	4		µg/L
HAA 11A	5/6/2014	METHYL TERTIARY BUTYL ETHER (MTBE)	0.3	1	U	U	1	14	µg/L
HAA 11A	4/22/2015	METHYL TERTIARY BUTYL ETHER (MTBE)	0.11	2	U	U	2	14	µg/L
HAA 11A	5/6/2014	METHYL ISOBUTYL KETONE	1.5	5	U	U	5	6300	µg/L
HAA 11A	4/22/2015	METHYL ISOBUTYL KETONE	0.12	5	U	U	5	6300	µg/L

Bold indicates concentration exceeds the MCL or USEPA Regional Screening Levels, http://epa.gov/reg3hwmd/risk/human/rb-concentration_table/index.htm. (May 2016 RSL Table)

Scoping Summary for the GSA
Eastern Groundwater Operable Unit (U)
September 2018

WSRC-RP-2000-4134
Final
Appendix A, Page A-11 of A-70

Station	Date	Analyte	MDL	PQL	Lab Qual	EPA Qual	Result	MCL/RSL	Units
HAA 11A	5/6/2014	METHYL ETHYL KETONE	1.5	5	U	U	5	5600	µg/L
HAA 11A	4/22/2015	METHYL ETHYL KETONE	0.52	5	U	U	5	5600	µg/L
HAA 11A	5/6/2014	METHYL ACETATE	1.5	5	U	U	5	20000	µg/L
HAA 11A	4/22/2015	METHYL ACETATE	0.37	25	U	U	25	20000	µg/L
HAA 11A	5/6/2014	M,P-XYLENE	0.3	2	U	U	2	190	µg/L
HAA 11A	4/22/2015	M,P-XYLENE	0.14	2	U	U	2	190	µg/L
HAA 11A	5/3/2010	LEAD	0.4	4	J	J	2.73	15	µg/L
HAA 11A	5/3/2011	LEAD	1	10	U	U	10	15	µg/L
HAA 11A	4/30/2012	LEAD	1	10			23.9	15	µg/L
HAA 11A	4/30/2012	LEAD	1	10			23.6	15	µg/L
HAA 11A	5/7/2013	LEAD	1	10			238	15	µg/L
HAA 11A	5/6/2014	LEAD	0.5	5			125	15	µg/L
HAA 11A	4/22/2015	LEAD	0.5	5	J	J	1.26	15	µg/L
HAA 11A	4/22/2015	LEAD	0.5	5	J	J	1.24	15	µg/L
HAA 11A	4/26/2016	LEAD	0.5	5	J	J	1.75	15	µg/L
HAA 11A	4/26/2016	LEAD	0.5	5	J	J	1.7	15	µg/L
HAA 11A	4/26/2017	LEAD	0.5	5	J	J	0.854	15	µg/L
HAA 11A	4/30/2012	GROSS ALPHA	2.52	7.65	J	J	3.08	15	pCi/L
HAA 11A	4/30/2012	GROSS ALPHA	2.53	3.19	U	UJ	-0.287	15	pCi/L
HAA 11A	5/7/2013	GROSS ALPHA	2.58	4.57	U	U	0.108	15	pCi/L
HAA 11A	5/6/2014	GROSS ALPHA	2.29	4.66	U	U	0.436	15	pCi/L
HAA 11A	4/22/2015	GROSS ALPHA	2.17	2.71	U	U	-0.26	15	pCi/L
HAA 11A	4/26/2016	GROSS ALPHA	2.34	3.01	U	U	-0.389	15	pCi/L
HAA 11A	4/26/2017	GROSS ALPHA	2.37	2.94	U	U	-0.385	15	pCi/L
HAA 11A	5/6/2014	ETHYLBENZENE	0.3	1	U	U	1	700	µg/L
HAA 11A	4/22/2015	ETHYLBENZENE	0.09	1	U	U	1	700	µg/L
HAA 11A	5/6/2014	DICHLOROMETHANE (METHYLENE CHLORIDE)	1	5	U	U	5	5	µg/L
HAA 11A	4/22/2015	DICHLOROMETHANE (METHYLENE CHLORIDE)	0.27	1	U	U	1	5	µg/L
HAA 11A	5/6/2014	DICHLORODIFLUOROMETHANE	0.3	1	U	U	1	200	µg/L
HAA 11A	4/22/2015	DICHLORODIFLUOROMETHANE	0.08	2	U	U	2	200	µg/L
HAA 11A	5/6/2014	DIBROMOCHLOROMETHANE	0.3	1	U	U	1	80	µg/L
HAA 11A	4/22/2015	DIBROMOCHLOROMETHANE	0.13	1	U	U	1	80	µg/L
HAA 11A	5/6/2014	CYCLOHEXANE	0.3	1	U	U	1	13000	µg/L
HAA 11A	4/22/2015	CYCLOHEXANE	0.07	1	U	U	1	13000	µg/L
HAA 11A	5/6/2014	CUMENE (ISOPROPYLBENZENE)	0.3	1	U	U	1	450	µg/L
HAA 11A	4/22/2015	CUMENE (ISOPROPYLBENZENE)	0.08	1	U	U	1	450	µg/L
HAA 11A	5/6/2014	CIS-1,3-DICHLOROPROPENE	0.3	1	U	U	1	0.47	µg/L
HAA 11A	4/22/2015	CIS-1,3-DICHLOROPROPENE	0.07	1	U	U	1	0.47	µg/L
HAA 11A	5/6/2014	CIS-1,2-DICHLOROETHYLENE	0.3	1	U	U	1	0.47	µg/L
HAA 11A	4/22/2015	CIS-1,2-DICHLOROETHYLENE	0.09	1	U	U	1	0.47	µg/L
HAA 11A	4/30/2012	CHROMIUM	20	200	U	U	200	100	µg/L
HAA 11A	4/30/2012	CHROMIUM	20	200	U	U	200	100	µg/L
HAA 11A	5/6/2014	CHLOROMETHANE (METHYL CHLORIDE)	0.3	1	U	U	1	190	µg/L
HAA 11A	4/22/2015	CHLOROMETHANE (METHYL CHLORIDE)	0.08	2	U	U	2	190	µg/L
HAA 11A	5/6/2014	CHLOROFORM	0.3	1	U	U	1	80	µg/L
HAA 11A	4/22/2015	CHLOROFORM	0.1	1	U	U	1	80	µg/L
HAA 11A	5/6/2014	CHLOROETHENE (VINYL CHLORIDE)	0.3	1	U	U	1	2	µg/L
HAA 11A	4/22/2015	CHLOROETHENE (VINYL CHLORIDE)	0.08	2	U	U	2	2	µg/L
HAA 11A	5/6/2014	CHLOROETHANE (ETHYL CHLORIDE)	0.3	1	U	U	1	21000	µg/L
HAA 11A	4/22/2015	CHLOROETHANE (ETHYL CHLORIDE)	0.1	2	U	U	2	21000	µg/L
HAA 11A	5/6/2014	CHLOROBENZENE	0.3	1	U	U	1	100	µg/L
HAA 11A	4/22/2015	CHLOROBENZENE	0.15	1	U	U	1	100	µg/L
HAA 11A	5/3/2010	CARBON TETRACHLORIDE	1.04	2	U	U	2	5	µg/L
HAA 11A	5/3/2010	CARBON TETRACHLORIDE	1.04	2	U	U	2	5	µg/L
HAA 11A	5/3/2011	CARBON TETRACHLORIDE	0.13	2	U	U	2	5	µg/L
HAA 11A	4/30/2012	CARBON TETRACHLORIDE	0.13	2	U	U	2	5	µg/L
HAA 11A	5/7/2013	CARBON TETRACHLORIDE	0.13	2	U	U	2	5	µg/L
HAA 11A	5/6/2014	CARBON TETRACHLORIDE	0.3	1	U	U	1	5	µg/L
HAA 11A	4/22/2015	CARBON TETRACHLORIDE	0.13	1	U	U	1	5	µg/L
HAA 11A	4/26/2016	CARBON TETRACHLORIDE	0.3	1	U	U	1	5	µg/L
HAA 11A	4/26/2017	CARBON TETRACHLORIDE	0.333	1	U	U	1	5	µg/L
HAA 11A	5/6/2014	CARBON DISULFIDE	1.5	5	U	U	5	810	µg/L
HAA 11A	4/22/2015	CARBON DISULFIDE	0.05	1	U	U	1	810	µg/L
HAA 11A	5/3/2010	CADMIUM	0.2	2	U	U	2	5	µg/L
HAA 11A	5/3/2011	CADMIUM	0.2	2	U	U	2	5	µg/L
HAA 11A	4/30/2012	CADMIUM	0.2	2	U	U	2	5	µg/L
HAA 11A	4/30/2012	CADMIUM	0.2	2	J	J	0.434	5	µg/L
HAA 11A	5/7/2013	CADMIUM	0.2	2	U	U	2	5	µg/L
HAA 11A	5/6/2014	CADMIUM	0.1	1	U	U	1	5	µg/L
HAA 11A	4/22/2015	CADMIUM	0.1	1	U	U	1	5	µg/L
HAA 11A	4/22/2015	CADMIUM	0.1	1	J	J	0.111	5	µg/L

Bold indicates concentration exceeds the MCL or USEPA Regional Screening Levels, http://epa.gov/reg3hwmd/risk/human/rb-concentration_table/index.htm. (May 2016 RSL Table)

Scoping Summary for the GSA
Eastern Groundwater Operable Unit (U)
September 2018

WSRC-RP-2000-4134
Final
Appendix A, Page A-12 of A-70

Station	Date	Analyte	MDL	PQL	Lab Qual	EPA Qual	Result	MCL/RSI	Units
HAA 11A	4/26/2016	CADMIUM	0.1	1	U	U	1	5	µg/L
HAA 11A	4/26/2016	CADMIUM	0.1	1	U	U	1	5	µg/L
HAA 11A	4/26/2017	CADMIUM	0.1	1	U	U	1	5	µg/L
HAA 11A	5/6/2014	BROMOMETHANE (METHYL BROMIDE)	0.3	1	U	U	1	75	µg/L
HAA 11A	4/22/2015	BROMOMETHANE (METHYL BROMIDE)	0.25	2	U	U	2	75	µg/L
HAA 11A	5/6/2014	BROMOFORM (TRIBROMOMETHANE)	0.3	1	U	U	1	80	µg/L
HAA 11A	4/22/2015	BROMOFORM (TRIBROMOMETHANE)	0.17	1	U	U	1	80	µg/L
HAA 11A	5/6/2014	BROMODICHLOROMETHANE	0.3	1	U	U	1	80	µg/L
HAA 11A	4/22/2015	BROMODICHLOROMETHANE	0.09	1	U	U	1	80	µg/L
HAA 11A	5/6/2014	BROMOCHLOROMETHANE	0.3	1	U	U	1	83	µg/L
HAA 11A	4/22/2015	BROMOCHLOROMETHANE	0.13	1	U	U	1	83	µg/L
HAA 11A	5/6/2014	BENZENE	0.3	1	U	U	1	5	µg/L
HAA 11A	4/22/2015	BENZENE	0.06	1	U	U	1	5	µg/L
HAA 11A	5/6/2014	ACETONE	1.5	5	U	U	5	14000	µg/L
HAA 11A	4/22/2015	ACETONE	0.34	2		J	3.8	14000	µg/L
HAA 11A	5/6/2014	2-HEXANONE	1.5	5	U	U	5	38	µg/L
HAA 11A	4/22/2015	2-HEXANONE	0.22	5	U	U	5	38	µg/L
HAA 11A	5/6/2014	1,4-DIOXANE	15	50	U	U	50	0.46	µg/L
HAA 11A	4/22/2015	1,4-DIOXANE	7.6	80	U	U	80	0.46	µg/L
HAA 11A	5/6/2014	1,4-DICHLOROBENZENE	0.3	1	U	U	1		µg/L
HAA 11A	4/22/2015	1,4-DICHLOROBENZENE	0.12	1	U	U	1		µg/L
HAA 11A	5/6/2014	1,3-DICHLOROBENZENE	0.3	1	U	U	1		µg/L
HAA 11A	4/22/2015	1,3-DICHLOROBENZENE	0.08	1	U	U	1		µg/L
HAA 11A	5/6/2014	1,2-DICHLOROPROPANE	0.3	1	U	U	1	5	µg/L
HAA 11A	4/22/2015	1,2-DICHLOROPROPANE	0.1	1	U	U	1	5	µg/L
HAA 11A	5/6/2014	1,2-DICHLOROETHANE (EDC)	0.3	1	U	U	1	5	µg/L
HAA 11A	4/22/2015	1,2-DICHLOROETHANE (EDC)	0.1	1	U	U	1	5	µg/L
HAA 11A	5/6/2014	1,2-DICHLOROBENZENE	0.3	1	U	U	1	600	µg/L
HAA 11A	4/22/2015	1,2-DICHLOROBENZENE	0.06	1	U	U	1	600	µg/L
HAA 11A	5/6/2014	1,2-DIBROMOETHANE	0.3	1	U	U	1	0.5	µg/L
HAA 11A	4/22/2015	1,2-DIBROMOETHANE	0.13	1	U	U	1	0.5	µg/L
HAA 11A	5/6/2014	1,2-DIBROMO-3-CHLOROPROPANE	0.5	1	U	U	1	0.2	µg/L
HAA 11A	4/22/2015	1,2-DIBROMO-3-CHLOROPROPANE	0.41	1	U	U	1	0.2	µg/L
HAA 11A	5/6/2014	1,2,4-TRICHLOROBENZENE	0.3	1	U	U	1	7	µg/L
HAA 11A	4/22/2015	1,2,4-TRICHLOROBENZENE	0.08	1	U	U	1	7	µg/L
HAA 11A	5/6/2014	1,2,3-TRICHLOROBENZENE	0.3	1	U	U	1	7	µg/L
HAA 11A	4/22/2015	1,2,3-TRICHLOROBENZENE	0.09	1	U	U	1	7	µg/L
HAA 11A	5/6/2014	1,1-DICHLOROETHYLENE	0.3	1	U	U	1	7	µg/L
HAA 11A	4/22/2015	1,1-DICHLOROETHYLENE	0.08	1	U	U	1	7	µg/L
HAA 11A	5/3/2010	1,1-DICHLOROETHANE	0.9	2	U	U	2	2.8	µg/L
HAA 11A	5/3/2010	1,1-DICHLOROETHANE	0.9	2	U	U	2	2.8	µg/L
HAA 11A	5/3/2011	1,1-DICHLOROETHANE	0.1	2	U	U	2	2.8	µg/L
HAA 11A	4/30/2012	1,1-DICHLOROETHANE	0.1	2	U	U	2	2.8	µg/L
HAA 11A	5/7/2013	1,1-DICHLOROETHANE	0.1	2	U	U	2	2.8	µg/L
HAA 11A	5/6/2014	1,1-DICHLOROETHANE	0.3	1	U	U	1	2.8	µg/L
HAA 11A	4/22/2015	1,1-DICHLOROETHANE	0.07	1	U	U	1	2.8	µg/L
HAA 11A	4/26/2016	1,1-DICHLOROETHANE	0.3	1	U	U	1	2.8	µg/L
HAA 11A	4/26/2017	1,1-DICHLOROETHANE	0.333	1	U	U	1	2.8	µg/L
HAA 11A	5/6/2014	1,1,2-TRICHLOROETHANE	0.3	1	U	U	1	5	µg/L
HAA 11A	4/22/2015	1,1,2-TRICHLOROETHANE	0.15	1	U	U	1	5	µg/L
HAA 11A	5/6/2014	1,1,2-TRICHLORO-1,2,2-TRIFLUOROETHANE	2	5	U	U	5		µg/L
HAA 11A	4/22/2015	1,1,2-TRICHLORO-1,2,2-TRIFLUOROETHANE	0.1	1	U	U	1		µg/L
HAA 11A	5/6/2014	1,1,2,2-TETRACHLOROETHANE	0.3	1	U	U	1	0.076	µg/L
HAA 11A	4/22/2015	1,1,2,2-TETRACHLOROETHANE	0.1	1	U	U	1	0.076	µg/L
HAA 11A	5/3/2010	1,1,1-TRICHLOROETHANE	0.79	2	U	U	2	200	µg/L
HAA 11A	5/3/2010	1,1,1-TRICHLOROETHANE	0.79	2	U	U	2	200	µg/L
HAA 11A	5/3/2011	1,1,1-TRICHLOROETHANE	0.15	2	U	U	2	200	µg/L
HAA 11A	4/30/2012	1,1,1-TRICHLOROETHANE	0.15	2	U	U	2	200	µg/L
HAA 11A	5/7/2013	1,1,1-TRICHLOROETHANE	0.15	2	U	U	2	200	µg/L
HAA 11A	5/6/2014	1,1,1-TRICHLOROETHANE	0.3	1	U	U	1	200	µg/L
HAA 11A	4/22/2015	1,1,1-TRICHLOROETHANE	0.07	1	U	U	1	200	µg/L
HAA 11A	4/26/2016	1,1,1-TRICHLOROETHANE	0.3	1	U	U	1	200	µg/L
HAA 11A	4/26/2017	1,1,1-TRICHLOROETHANE	0.333	1	U	U	1	200	µg/L
HAA 11D	5/3/2010	TRITIUM	0.459	1.96			14.7	20	pCi/mL
HAA 11D	5/3/2011	TRITIUM	0.463	1.72			9.11	20	pCi/mL
HAA 11D	4/30/2012	TRITIUM	0.476	1.86			11.2	20	pCi/mL
HAA 11D	5/8/2013	TRITIUM	0.523	1.87			9.48	20	pCi/mL
HAA 11D	5/6/2014	TRITIUM	0.384	1.59			9.2	20	pCi/mL
HAA 11D	4/22/2015	TRITIUM	0.529	1.72			8.99	20	pCi/mL
HAA 11D	4/26/2016	TRITIUM	0.534	1.71			8.45	20	pCi/mL
HAA 11D	4/26/2017	TRITIUM	0.523	1.71			7.05	20	pCi/mL

Bold indicates concentration exceeds the MCL or USEPA Regional Screening Levels, http://epa.gov/reg3hwmd/risk/human/rb-concentration_table/index.htm. (May 2016 RSL Table)

Scoping Summary for the GSA
Eastern Groundwater Operable Unit (U)
September 2018

WSRC-RP-2000-4134
Final
Appendix A, Page A-13 of A-70

Station	Date	Analyte	MDL	PQL	Lab Qual	EPA Qual	Result	MCL/RSL	Units
HAA 11D	5/6/2014	TRICHLOROFLUOROMETHANE	0.3	1	U	U	1	5200	µg/L
HAA 11D	4/22/2015	TRICHLOROFLUOROMETHANE	0.11	1	U	U	1	5200	µg/L
HAA 11D	5/3/2010	TRICHLOROETHYLENE (TCE)	0.97	2	U	U	2	5	µg/L
HAA 11D	5/3/2011	TRICHLOROETHYLENE (TCE)	0.1	2	U	U	2	5	µg/L
HAA 11D	4/30/2012	TRICHLOROETHYLENE (TCE)	0.1	2	U	U	2	5	µg/L
HAA 11D	5/8/2013	TRICHLOROETHYLENE (TCE)	0.1	2	U	U	2	5	µg/L
HAA 11D	5/6/2014	TRICHLOROETHYLENE (TCE)	0.3	1	U	U	1	5	µg/L
HAA 11D	4/22/2015	TRICHLOROETHYLENE (TCE)	0.25	1	U	U	1	5	µg/L
HAA 11D	4/26/2016	TRICHLOROETHYLENE (TCE)	0.3	1	U	U	1	5	µg/L
HAA 11D	4/26/2017	TRICHLOROETHYLENE (TCE)	0.333	1	U	U	1	5	µg/L
HAA 11D	5/6/2014	TRANS-1,3-DICHLOROPROPENE	0.3	1	U	U	1	0.47	µg/L
HAA 11D	4/22/2015	TRANS-1,3-DICHLOROPROPENE	0.08	1	U	U	1	0.47	µg/L
HAA 11D	5/6/2014	TRANS-1,2-DICHLOROETHYLENE	0.3	1	U	U	1	100	µg/L
HAA 11D	4/22/2015	TRANS-1,2-DICHLOROETHYLENE	0.08	1	U	U	1	100	µg/L
HAA 11D	5/6/2014	TOLUENE	0.3	1	U	U	1	1000	µg/L
HAA 11D	4/22/2015	TOLUENE	0.07	1	U	U	1	1000	µg/L
HAA 11D	5/6/2014	TETRACHLOROETHYLENE (PCE)	0.3	1	U	U	1	5	µg/L
HAA 11D	4/22/2015	TETRACHLOROETHYLENE (PCE)	0.18	1	U	U	1	5	µg/L
HAA 11D	5/6/2014	STYRENE	0.3	1	U	U	1	100	µg/L
HAA 11D	4/22/2015	STYRENE	0.07	1	U	U	1	100	µg/L
HAA 11D	4/30/2012	SODIUM	0.04	0.4			3.02		µg/L
HAA 11D	5/6/2014	O-XYLENE	0.3	1	U	U	1	190	µg/L
HAA 11D	4/22/2015	O-XYLENE	0.06	1	U	U	1	190	µg/L
HAA 11D	5/3/2010	NONVOLATILE BETA	4.31	10.1	U	U	2.9	50	pCi/L
HAA 11D	5/3/2010	NONVOLATILE BETA	4.37	9.85	U	U	2.05	50	pCi/L
HAA 11D	5/3/2011	NONVOLATILE BETA	4.36	9.66	U	U	1.24	50	pCi/L
HAA 11D	4/30/2012	NONVOLATILE BETA	4.05	8.86	U	U	0.923	50	pCi/L
HAA 11D	5/8/2013	NONVOLATILE BETA	4.57	9.45	U	U	-0.227	50	pCi/L
HAA 11D	5/6/2014	NONVOLATILE BETA	4.02	8.87	U	U	0.856	50	pCi/L
HAA 11D	4/22/2015	NONVOLATILE BETA	4.05	9.58	U	U	3.04	50	pCi/L
HAA 11D	4/22/2015	NONVOLATILE BETA	4.23	8.92	U	U	0.353	50	pCi/L
HAA 11D	4/26/2016	NONVOLATILE BETA	4.08	9.29	U	U	1.86	50	pCi/L
HAA 11D	4/26/2017	NONVOLATILE BETA	4.26	9.28	U	U	0.545	50	pCi/L
HAA 11D	4/30/2012	NITRATE-NITRITE AS NITROGEN	0.05	0.1			3.29	10	mg/L
HAA 11D	5/6/2014	METHYLCYCLOHEXANE	0.3	1	U	U	1		µg/L
HAA 11D	4/22/2015	METHYLCYCLOHEXANE	0.1	4	U	U	4		µg/L
HAA 11D	5/6/2014	METHYL TERTIARY BUTYL ETHER (MTBE)	0.3	1	U	U	1	14	µg/L
HAA 11D	4/22/2015	METHYL TERTIARY BUTYL ETHER (MTBE)	0.11	2	U	U	2	14	µg/L
HAA 11D	5/6/2014	METHYL ISOBUTYL KETONE	1.5	5	U	U	5	6300	µg/L
HAA 11D	4/22/2015	METHYL ISOBUTYL KETONE	0.12	5	U	U	5	6300	µg/L
HAA 11D	5/6/2014	METHYL ETHYL KETONE	1.5	5	U	U	5	5600	µg/L
HAA 11D	4/22/2015	METHYL ETHYL KETONE	0.52	5	U	U	5	5600	µg/L
HAA 11D	5/6/2014	METHYL ACETATE	1.5	5	U	U	5	20000	µg/L
HAA 11D	4/22/2015	METHYL ACETATE	0.37	25	U	U	25	20000	µg/L
HAA 11D	5/6/2014	M,P-XYLENE	0.3	2	U	U	2	190	µg/L
HAA 11D	4/22/2015	M,P-XYLENE	0.14	2	U	U	2	190	µg/L
HAA 11D	5/3/2010	LEAD	0.4	4	J	J	1.99	15	µg/L
HAA 11D	5/3/2010	LEAD	0.4	4	J	J	1.93	15	µg/L
HAA 11D	5/3/2011	LEAD	1	10	U	U	10	15	µg/L
HAA 11D	4/30/2012	LEAD	1	10			11.1	15	µg/L
HAA 11D	5/8/2013	LEAD	1	10	J	J	1.26	15	µg/L
HAA 11D	5/6/2014	LEAD	0.5	5			5.73	15	µg/L
HAA 11D	4/22/2015	LEAD	0.5	5			69.8	15	µg/L
HAA 11D	4/26/2016	LEAD	0.5	5	J	J	1.46	15	µg/L
HAA 11D	4/26/2017	LEAD	0.5	5	J	J	2.16	15	µg/L
HAA 11D	4/30/2012	GROSS ALPHA	2.4	3.04	U	U	-0.27	15	pCi/L
HAA 11D	5/8/2013	GROSS ALPHA	2.48	6.89	U	U	2.33	15	pCi/L
HAA 11D	5/6/2014	GROSS ALPHA	2.19	6.78	J	J	3.06	15	pCi/L
HAA 11D	4/22/2015	GROSS ALPHA	2.05	4.79	U	U	0.924	15	pCi/L
HAA 11D	4/22/2015	GROSS ALPHA	2.06	2.57	U	U	-0.243	15	pCi/L
HAA 11D	4/26/2016	GROSS ALPHA	2.23	5.96	U	U	1.87	15	pCi/L
HAA 11D	4/26/2017	GROSS ALPHA	2.3	5.45	U	U	1.18	15	pCi/L
HAA 11D	5/6/2014	ETHYLBENZENE	0.3	1	U	U	1	700	µg/L
HAA 11D	4/22/2015	ETHYLBENZENE	0.09	1	U	U	1	700	µg/L
HAA 11D	5/6/2014	DICHLOROMETHANE (METHYLENE CHLORIDE)	1	5	U	U	5	5	µg/L
HAA 11D	4/22/2015	DICHLOROMETHANE (METHYLENE CHLORIDE)	0.27	1	U	U	1	5	µg/L
HAA 11D	5/6/2014	DICHLORODIFLUOROMETHANE	0.3	1	U	U	1	200	µg/L
HAA 11D	4/22/2015	DICHLORODIFLUOROMETHANE	0.08	2	U	U	2	200	µg/L
HAA 11D	5/6/2014	DIBROMOCHLOROMETHANE	0.3	1	U	U	1	80	µg/L
HAA 11D	4/22/2015	DIBROMOCHLOROMETHANE	0.13	1	U	U	1	80	µg/L
HAA 11D	5/6/2014	CYCLOHEXANE	0.3	1	U	U	1	13000	µg/L

Bold indicates concentration exceeds the MCL or USEPA Regional Screening Levels, http://epa.gov/reg3hwmd/risk/human/rb-concentration_table/index.htm. (May 2016 RSL Table)

Scoping Summary for the GSA
Eastern Groundwater Operable Unit (U)
September 2018

WSRC-RP-2000-4134
Final
Appendix A, Page A-14 of A-70

Station	Date	Analyte	MDL	PQL	Lab Qual	EPA Qual	Result	MCL/RSL	Units
HAA 11D	4/22/2015	CYCLOHEXANE	0.07		1	U	U	1	13000 µg/L
HAA 11D	5/6/2014	CUMENE (ISOPROPYLBENZENE)	0.3		1	U	U	1	450 µg/L
HAA 11D	4/22/2015	CUMENE (ISOPROPYLBENZENE)	0.08		1	U	U	1	450 µg/L
HAA 11D	5/6/2014	CIS-1,3-DICHLOROPROPENE	0.3		1	U	U	1	0.47 µg/L
HAA 11D	4/22/2015	CIS-1,3-DICHLOROPROPENE	0.07		1	U	U	1	0.47 µg/L
HAA 11D	5/6/2014	CIS-1,2-DICHLOROETHYLENE	0.3		1	U	U	1	0.47 µg/L
HAA 11D	4/22/2015	CIS-1,2-DICHLOROETHYLENE	0.09		1	U	U	1	0.47 µg/L
HAA 11D	4/30/2012	CHROMIUM	20	200	J	J	22.3	100	µg/L
HAA 11D	5/6/2014	CHLOROMETHANE (METHYL CHLORIDE)	0.3		1	U	U	1	190 µg/L
HAA 11D	4/22/2015	CHLOROMETHANE (METHYL CHLORIDE)	0.08		2	U	U	2	190 µg/L
HAA 11D	5/6/2014	CHLOROFORM	0.3		1	U	U	1	80 µg/L
HAA 11D	4/22/2015	CHLOROFORM	0.1		1	U	U	1	80 µg/L
HAA 11D	5/6/2014	CHLOROETHENE (VINYL CHLORIDE)	0.3		1	U	U	1	2 µg/L
HAA 11D	4/22/2015	CHLOROETHENE (VINYL CHLORIDE)	0.08		2	U	U	2	2 µg/L
HAA 11D	5/6/2014	CHLOROETHANE (ETHYL CHLORIDE)	0.3		1	U	U	1	21000 µg/L
HAA 11D	4/22/2015	CHLOROETHANE (ETHYL CHLORIDE)	0.1		2	U	U	2	21000 µg/L
HAA 11D	5/6/2014	CHLOROBENZENE	0.3		1	U	U	1	100 µg/L
HAA 11D	4/22/2015	CHLOROBENZENE	0.15		1	U	U	1	100 µg/L
HAA 11D	5/3/2010	CARBON TETRACHLORIDE	1.04		2	U	U	2	5 µg/L
HAA 11D	5/3/2011	CARBON TETRACHLORIDE	0.13		2	U	U	2	5 µg/L
HAA 11D	4/30/2012	CARBON TETRACHLORIDE	0.13		2	U	U	2	5 µg/L
HAA 11D	5/8/2013	CARBON TETRACHLORIDE	0.13		2	U	U	2	5 µg/L
HAA 11D	5/6/2014	CARBON TETRACHLORIDE	0.3		1	U	U	1	5 µg/L
HAA 11D	4/22/2015	CARBON TETRACHLORIDE	0.13		1	U	U	1	5 µg/L
HAA 11D	4/26/2016	CARBON TETRACHLORIDE	0.3		1	U	U	1	5 µg/L
HAA 11D	4/26/2017	CARBON TETRACHLORIDE	0.333		1	U	U	1	5 µg/L
HAA 11D	5/6/2014	CARBON DISULFIDE	1.5		5	U	U	5	810 µg/L
HAA 11D	4/22/2015	CARBON DISULFIDE	0.05		1	U	U	1	810 µg/L
HAA 11D	5/3/2010	CADMIUM	0.2		2	U	U	2	5 µg/L
HAA 11D	5/3/2010	CADMIUM	0.2		2	U	U	2	5 µg/L
HAA 11D	5/3/2011	CADMIUM	0.2		2	U	U	2	5 µg/L
HAA 11D	4/30/2012	CADMIUM	0.2		2	U	U	2	5 µg/L
HAA 11D	5/8/2013	CADMIUM	0.2		2	U	U	2	5 µg/L
HAA 11D	5/6/2014	CADMIUM	0.1		1	J	J	0.122	5 µg/L
HAA 11D	4/22/2015	CADMIUM	0.1		1	J	J	0.117	5 µg/L
HAA 11D	4/26/2016	CADMIUM	0.1		1	U	U	1	5 µg/L
HAA 11D	4/26/2017	CADMIUM	0.1		1	U	U	1	5 µg/L
HAA 11D	5/6/2014	BROMOMETHANE (METHYL BROMIDE)	0.3		1	U	U	1	75 µg/L
HAA 11D	4/22/2015	BROMOMETHANE (METHYL BROMIDE)	0.25		2	U	U	2	75 µg/L
HAA 11D	5/6/2014	BROMOFORM (TRIBROMOMETHANE)	0.3		1	U	U	1	80 µg/L
HAA 11D	4/22/2015	BROMOFORM (TRIBROMOMETHANE)	0.17		1	U	U	1	80 µg/L
HAA 11D	5/6/2014	BROMODICHLOROMETHANE	0.3		1	U	U	1	80 µg/L
HAA 11D	4/22/2015	BROMODICHLOROMETHANE	0.09		1	U	U	1	80 µg/L
HAA 11D	5/6/2014	BROMOCHLOROMETHANE	0.3		1	U	U	1	83 µg/L
HAA 11D	4/22/2015	BROMOCHLOROMETHANE	0.13		1	U	U	1	83 µg/L
HAA 11D	5/6/2014	BENZENE	0.3		1	U	U	1	5 µg/L
HAA 11D	4/22/2015	BENZENE	0.06		1	U	U	1	5 µg/L
HAA 11D	5/6/2014	ACETONE	1.5		5	U	U	5	14000 µg/L
HAA 11D	4/22/2015	ACETONE	0.34		2	J	J	2.9	14000 µg/L
HAA 11D	5/6/2014	2-HEXANONE	1.5		5	U	U	5	38 µg/L
HAA 11D	4/22/2015	2-HEXANONE	0.22		5	U	U	5	38 µg/L
HAA 11D	5/6/2014	1,4-DIOXANE	15		50	U	U	50	0.46 µg/L
HAA 11D	4/22/2015	1,4-DIOXANE	7.6		80	U	U	80	0.46 µg/L
HAA 11D	5/6/2014	1,4-DICHLOROBENZENE	0.3		1	U	U	1	µg/L
HAA 11D	4/22/2015	1,4-DICHLOROBENZENE	0.12		1	U	U	1	µg/L
HAA 11D	5/6/2014	1,3-DICHLOROBENZENE	0.3		1	U	U	1	µg/L
HAA 11D	4/22/2015	1,3-DICHLOROBENZENE	0.08		1	U	U	1	µg/L
HAA 11D	5/6/2014	1,2-DICHLOROPROPANE	0.3		1	U	U	1	5 µg/L
HAA 11D	4/22/2015	1,2-DICHLOROPROPANE	0.1		1	U	U	1	5 µg/L
HAA 11D	5/6/2014	1,2-DICHLOROETHANE (EDC)	0.3		1	U	U	1	5 µg/L
HAA 11D	4/22/2015	1,2-DICHLOROETHANE (EDC)	0.1		1	U	U	1	5 µg/L
HAA 11D	5/6/2014	1,2-DICHLOROBENZENE	0.3		1	U	U	1	600 µg/L
HAA 11D	4/22/2015	1,2-DICHLOROBENZENE	0.06		1	U	U	1	600 µg/L
HAA 11D	5/6/2014	1,2-DIBROMOETHANE	0.3		1	U	U	1	0.5 µg/L
HAA 11D	4/22/2015	1,2-DIBROMOETHANE	0.13		1	U	U	1	0.5 µg/L
HAA 11D	5/6/2014	1,2-DIBROMO-3-CHLOROPROPANE	0.5		1	U	U	1	0.2 µg/L
HAA 11D	4/22/2015	1,2-DIBROMO-3-CHLOROPROPANE	0.41		1	U	U	1	0.2 µg/L
HAA 11D	5/6/2014	1,2,4-TRICHLOROBENZENE	0.3		1	U	U	1	7 µg/L
HAA 11D	4/22/2015	1,2,4-TRICHLOROBENZENE	0.08		1	U	U	1	7 µg/L
HAA 11D	5/6/2014	1,2,3-TRICHLOROBENZENE	0.3		1	U	U	1	7 µg/L
HAA 11D	4/22/2015	1,2,3-TRICHLOROBENZENE	0.09		1	U	U	1	7 µg/L

Bold indicates concentration exceeds the MCL or USEPA Regional Screening Levels, http://epa.gov/reg3hwmd/risk/human/rb-concentration_table/index.htm. (May 2016 RSL Table)

Scoping Summary for the GSA
Eastern Groundwater Operable Unit (U)
September 2018

WSRC-RP-2000-4134
Final
Appendix A, Page A-15 of A-70

Station	Date	Analyte	MDL	PQL	Lab Qual	EPA Qual	Result	MCL/RSL	Units
HAA 11D	5/6/2014	1,1-DICHLOROETHYLENE	0.3	1	U	U	1	7	µg/L
HAA 11D	4/22/2015	1,1-DICHLOROETHYLENE	0.08	1	U	U	1	7	µg/L
HAA 11D	5/3/2010	1,1-DICHLOROETHANE	0.9	2	U	U	2	2.8	µg/L
HAA 11D	5/3/2011	1,1-DICHLOROETHANE	0.1	2	U	U	2	2.8	µg/L
HAA 11D	4/30/2012	1,1-DICHLOROETHANE	0.1	2	U	U	2	2.8	µg/L
HAA 11D	5/8/2013	1,1-DICHLOROETHANE	0.1	2	U	U	2	2.8	µg/L
HAA 11D	5/6/2014	1,1-DICHLOROETHANE	0.3	1	U	U	1	2.8	µg/L
HAA 11D	4/22/2015	1,1-DICHLOROETHANE	0.07	1	U	U	1	2.8	µg/L
HAA 11D	4/26/2016	1,1-DICHLOROETHANE	0.3	1	U	U	1	2.8	µg/L
HAA 11D	4/26/2017	1,1-DICHLOROETHANE	0.333	1	U	U	1	2.8	µg/L
HAA 11D	5/6/2014	1,1,2-TRICHLOROETHANE	0.3	1	U	U	1	5	µg/L
HAA 11D	4/22/2015	1,1,2-TRICHLOROETHANE	0.15	1	U	U	1	5	µg/L
HAA 11D	5/6/2014	1,1,2-TRICHLORO-1,2,2-TRIFLUOROETHANE	2	5	U	U	5		µg/L
HAA 11D	4/22/2015	1,1,2-TRICHLORO-1,2,2-TRIFLUOROETHANE	0.1	1	U	U	1		µg/L
HAA 11D	5/6/2014	1,1,2,2-TETRACHLOROETHANE	0.3	1	U	U	1	0.076	µg/L
HAA 11D	4/22/2015	1,1,2,2-TETRACHLOROETHANE	0.1	1	U	U	1	0.076	µg/L
HAA 11D	5/3/2010	1,1,1-TRICHLOROETHANE	0.79	2	U	U	2	200	µg/L
HAA 11D	5/3/2011	1,1,1-TRICHLOROETHANE	0.15	2	U	U	2	200	µg/L
HAA 11D	4/30/2012	1,1,1-TRICHLOROETHANE	0.15	2	U	U	2	200	µg/L
HAA 11D	5/8/2013	1,1,1-TRICHLOROETHANE	0.15	2	U	U	2	200	µg/L
HAA 11D	5/6/2014	1,1,1-TRICHLOROETHANE	0.3	1	U	U	1	200	µg/L
HAA 11D	4/22/2015	1,1,1-TRICHLOROETHANE	0.07	1	U	U	1	200	µg/L
HAA 11D	4/26/2016	1,1,1-TRICHLOROETHANE	0.3	1	U	U	1	200	µg/L
HAA 11D	4/26/2017	1,1,1-TRICHLOROETHANE	0.333	1	U	U	1	200	µg/L
HAA 12A	5/3/2010	TRITIUM	0.454	1.73			10.2	20	pCi/mL
HAA 12A	5/3/2011	TRITIUM	0.466	1.43			4.57	20	pCi/mL
HAA 12A	4/30/2012	TRITIUM	0.47	1.78			10.1	20	pCi/mL
HAA 12A	5/8/2013	TRITIUM	0.534	1.77			7.39	20	pCi/mL
HAA 12A	5/6/2014	TRITIUM	0.381	1.37			5.86	20	pCi/mL
HAA 12A	4/22/2015	TRITIUM	0.532	2.46			28.6	20	pCi/mL
HAA 12A	4/26/2016	TRITIUM	0.535	2.22			20.8	20	pCi/mL
HAA 12A	4/26/2017	TRITIUM	0.524	2.47			23.1	20	pCi/mL
HAA 12A	5/6/2014	TRICHLOROFLUOROMETHANE	0.3	1	U	U	1	5200	µg/L
HAA 12A	4/22/2015	TRICHLOROFLUOROMETHANE	0.11	1	U	R	1	5200	µg/L
HAA 12A	5/3/2010	TRICHLOROETHYLENE (TCE)	0.97	2	U	U	2	5	µg/L
HAA 12A	5/3/2011	TRICHLOROETHYLENE (TCE)	0.1	2	U	U	2	5	µg/L
HAA 12A	4/30/2012	TRICHLOROETHYLENE (TCE)	0.1	2	U	U	2	5	µg/L
HAA 12A	5/8/2013	TRICHLOROETHYLENE (TCE)	0.1	2	U	U	2	5	µg/L
HAA 12A	5/6/2014	TRICHLOROETHYLENE (TCE)	0.3	1	U	U	1	5	µg/L
HAA 12A	4/22/2015	TRICHLOROETHYLENE (TCE)	0.25	1	U	R	1	5	µg/L
HAA 12A	4/26/2016	TRICHLOROETHYLENE (TCE)	15	50	U	U	50	5	µg/L
HAA 12A	4/26/2017	TRICHLOROETHYLENE (TCE)	16.7	50	U	U	50	5	µg/L
HAA 12A	5/6/2014	TRANS-1,3-DICHLOROPROPENE	0.3	1	U	U	1	0.47	µg/L
HAA 12A	4/22/2015	TRANS-1,3-DICHLOROPROPENE	0.08	1	U	R	1	0.47	µg/L
HAA 12A	5/6/2014	TRANS-1,2-DICHLOROETHYLENE	0.3	1	U	U	1	100	µg/L
HAA 12A	4/22/2015	TRANS-1,2-DICHLOROETHYLENE	0.08	1	U	R	1	100	µg/L
HAA 12A	5/6/2014	TOLUENE	0.3	1	U	U	1	1000	µg/L
HAA 12A	4/22/2015	TOLUENE	0.07	1	J	U	0.97	1000	µg/L
HAA 12A	5/6/2014	TETRACHLOROETHYLENE (PCE)	0.3	1	U	U	1	5	µg/L
HAA 12A	4/22/2015	TETRACHLOROETHYLENE (PCE)	0.18	1	U	R	1	5	µg/L
HAA 12A	5/6/2014	STYRENE	0.3	1	U	U	1	100	µg/L
HAA 12A	4/22/2015	STYRENE	0.07	1	U	R	1	100	µg/L
HAA 12A	4/30/2012	SODIUM	0.04	0.4			7.48		µg/L
HAA 12A	5/6/2014	O-XYLENE	0.3	1	U	U	1	190	µg/L
HAA 12A	4/22/2015	O-XYLENE	0.06	1	U	R	1	190	µg/L
HAA 12A	5/3/2010	NONVOLATILE BETA	4.71	12.3	J	J	7.79	50	pCi/L
HAA 12A	5/3/2011	NONVOLATILE BETA	4.57	12.7	J	J	9.79	50	pCi/L
HAA 12A	4/30/2012	NONVOLATILE BETA	4.63	14.4			16.2	50	pCi/L
HAA 12A	5/8/2013	NONVOLATILE BETA	4.77	13.7	J	J	12.7	50	pCi/L
HAA 12A	5/6/2014	NONVOLATILE BETA	4.27	13.9			17.9	50	pCi/L
HAA 12A	4/22/2015	NONVOLATILE BETA	8.73	30.9			50.4	50	pCi/L
HAA 12A	4/26/2016	NONVOLATILE BETA	8.64	29.6			44.5	50	pCi/L
HAA 12A	4/26/2017	NONVOLATILE BETA	19.3	57.7			63.9	50	pCi/L
HAA 12A	4/30/2012	NITRATE-NITRITE AS NITROGEN	0.01	0.02			0.446	10	mg/L
HAA 12A	5/6/2014	METHYLCYCLOHEXANE	0.3	1	U	U	1		µg/L
HAA 12A	4/22/2015	METHYLCYCLOHEXANE	0.1	4	U	R	4		µg/L
HAA 12A	5/6/2014	METHYL TERTIARY BUTYL ETHER (MTBE)	0.3	1	U	U	1	14	µg/L
HAA 12A	4/22/2015	METHYL TERTIARY BUTYL ETHER (MTBE)	0.11	2	U	R	2	14	µg/L
HAA 12A	5/6/2014	METHYL ISOBUTYL KETONE	1.5	5	U	U	5	6300	µg/L
HAA 12A	4/22/2015	METHYL ISOBUTYL KETONE	0.12	5	U	R	5	6300	µg/L
HAA 12A	5/6/2014	METHYL ETHYL KETONE	1.5	5	U	U	5	5600	µg/L

Bold indicates concentration exceeds the MCL or USEPA Regional Screening Levels, http://epa.gov/reg3hwmd/risk/human/rb-concentration_table/index.htm. (May 2016 RSL Table)

Scoping Summary for the GSA
Eastern Groundwater Operable Unit (U)
September 2018

WSRC-RP-2000-4134
Final
Appendix A, Page A-16 of A-70

Station	Date	Analyte	MDL	PQL	Lab Qual	EPA Qual	Result	MCL/RSL	Units
HAA 12A	4/22/2015	METHYL ETHYL KETONE	0.52	5	J	J	1.3	5600	µg/L
HAA 12A	5/6/2014	METHYL ACETATE	1.5	5	U	U	5	20000	µg/L
HAA 12A	4/22/2015	METHYL ACETATE	0.37	25	U	R	25	20000	µg/L
HAA 12A	5/6/2014	M,P-XYLENE	0.3	2	U	U	2	190	µg/L
HAA 12A	4/22/2015	M,P-XYLENE	0.14	2	U	R	2	190	µg/L
HAA 12A	5/3/2010	LEAD	0.4	4	J	J	0.983	15	µg/L
HAA 12A	5/3/2011	LEAD	1	10			15	15	µg/L
HAA 12A	4/30/2012	LEAD	1	10	J	J	3.78	15	µg/L
HAA 12A	5/8/2013	LEAD	1	10	J	J	3.14	15	µg/L
HAA 12A	5/6/2014	LEAD	0.5	5	J	J	1.4	15	µg/L
HAA 12A	4/22/2015	LEAD	0.5	5			6.22	15	µg/L
HAA 12A	4/26/2016	LEAD	0.5	5	J	J	1.58	15	µg/L
HAA 12A	4/26/2017	LEAD	0.5	5			14.8	15	µg/L
HAA 12A	4/30/2012	GROSS ALPHA	4.07	13.3	J	J	6.39	15	pCi/L
HAA 12A	5/8/2013	GROSS ALPHA	3.93	11.4	J	J	4.38	15	pCi/L
HAA 12A	5/6/2014	GROSS ALPHA	3.51	11.2	J	J	5.48	15	pCi/L
HAA 12A	4/22/2015	GROSS ALPHA	7.15	14.8	U	U	1.71	15	pCi/L
HAA 12A	4/26/2016	GROSS ALPHA	6.98	21.1	J	J	9.29	15	pCi/L
HAA 12A	4/26/2017	GROSS ALPHA	12.7	44.6	J	J	27.6	15	pCi/L
HAA 12A	5/6/2014	ETHYLBENZENE	0.3	1	U	U	1	700	µg/L
HAA 12A	4/22/2015	ETHYLBENZENE	0.09	1	U	R	1	700	µg/L
HAA 12A	5/6/2014	DICHLOROMETHANE (METHYLENE CHLORIDE)	1	5	U	U	5	5	µg/L
HAA 12A	4/22/2015	DICHLOROMETHANE (METHYLENE CHLORIDE)	0.27	1	U	R	1	5	µg/L
HAA 12A	5/6/2014	DICHLORODIFLUOROMETHANE	0.3	1	U	U	1	200	µg/L
HAA 12A	4/22/2015	DICHLORODIFLUOROMETHANE	0.08	2	U	R	2	200	µg/L
HAA 12A	5/6/2014	DIBROMOCHLOROMETHANE	0.3	1	U	U	1	80	µg/L
HAA 12A	4/22/2015	DIBROMOCHLOROMETHANE	0.13	1	U	R	1	80	µg/L
HAA 12A	5/6/2014	CYCLOHEXANE	0.3	1	U	U	1	13000	µg/L
HAA 12A	4/22/2015	CYCLOHEXANE	0.07	1	U	R	1	13000	µg/L
HAA 12A	5/6/2014	CUMENE (ISOPROPYLBENZENE)	0.3	1	U	U	1	450	µg/L
HAA 12A	4/22/2015	CUMENE (ISOPROPYLBENZENE)	0.08	1	U	R	1	450	µg/L
HAA 12A	5/6/2014	CIS-1,3-DICHLOROPROPENE	0.3	1	U	U	1	0.47	µg/L
HAA 12A	4/22/2015	CIS-1,3-DICHLOROPROPENE	0.07	1	U	R	1	0.47	µg/L
HAA 12A	5/6/2014	CIS-1,2-DICHLOROETHYLENE	0.3	1	U	U	1	0.47	µg/L
HAA 12A	4/22/2015	CIS-1,2-DICHLOROETHYLENE	0.09	1	U	R	1	0.47	µg/L
HAA 12A	4/30/2012	CHROMIUM	20	200	U	U	200	100	µg/L
HAA 12A	5/6/2014	CHLOROMETHANE (METHYL CHLORIDE)	0.3	1	U	U	1	190	µg/L
HAA 12A	4/22/2015	CHLOROMETHANE (METHYL CHLORIDE)	0.08	2	U	R	2	190	µg/L
HAA 12A	5/6/2014	CHLOROFORM	0.3	1	U	U	1	80	µg/L
HAA 12A	4/22/2015	CHLOROFORM	0.1	1	U	R	1	80	µg/L
HAA 12A	5/6/2014	CHLOROETHENE (VINYL CHLORIDE)	0.3	1	U	U	1	2	µg/L
HAA 12A	4/22/2015	CHLOROETHENE (VINYL CHLORIDE)	0.08	2	U	R	2	2	µg/L
HAA 12A	5/6/2014	CHLOROETHANE (ETHYL CHLORIDE)	0.3	1	U	U	1	21000	µg/L
HAA 12A	4/22/2015	CHLOROETHANE (ETHYL CHLORIDE)	0.1	2	U	R	2	21000	µg/L
HAA 12A	5/6/2014	CHLOROBENZENE	0.3	1	U	U	1	100	µg/L
HAA 12A	4/22/2015	CHLOROBENZENE	0.15	1	U	R	1	100	µg/L
HAA 12A	5/3/2010	CARBON TETRACHLORIDE	1.04	2	U	U	2	5	µg/L
HAA 12A	5/3/2011	CARBON TETRACHLORIDE	0.13	2	U	U	2	5	µg/L
HAA 12A	4/30/2012	CARBON TETRACHLORIDE	0.13	2	U	U	2	5	µg/L
HAA 12A	5/8/2013	CARBON TETRACHLORIDE	0.13	2	U	U	2	5	µg/L
HAA 12A	5/6/2014	CARBON TETRACHLORIDE	0.3	1	U	U	1	5	µg/L
HAA 12A	4/22/2015	CARBON TETRACHLORIDE	0.13	1	U	R	1	5	µg/L
HAA 12A	4/26/2016	CARBON TETRACHLORIDE	15	50	U	U	50	5	µg/L
HAA 12A	4/26/2017	CARBON TETRACHLORIDE	16.7	50	U	U	50	5	µg/L
HAA 12A	5/6/2014	CARBON DISULFIDE	1.5	5	U	U	5	810	µg/L
HAA 12A	4/22/2015	CARBON DISULFIDE	0.05	1	U	R	1	810	µg/L
HAA 12A	5/3/2010	CADMIUM	0.2	2	U	U	2	5	µg/L
HAA 12A	5/3/2011	CADMIUM	0.2	2	U	U	2	5	µg/L
HAA 12A	4/30/2012	CADMIUM	0.2	2	U	U	2	5	µg/L
HAA 12A	5/8/2013	CADMIUM	0.2	2	U	U	2	5	µg/L
HAA 12A	5/6/2014	CADMIUM	0.1	1	U	U	1	5	µg/L
HAA 12A	4/22/2015	CADMIUM	0.1	1	U	U	1	5	µg/L
HAA 12A	4/26/2016	CADMIUM	0.1	1	U	U	1	5	µg/L
HAA 12A	4/26/2017	CADMIUM	0.1	1	U	U	1	5	µg/L
HAA 12A	5/6/2014	BROMOMETHANE (METHYL BROMIDE)	0.3	1	U	U	1	75	µg/L
HAA 12A	4/22/2015	BROMOMETHANE (METHYL BROMIDE)	0.25	2	U	R	2	75	µg/L
HAA 12A	5/6/2014	BROMOFORM (TRIBROMOMETHANE)	0.3	1	U	U	1	80	µg/L
HAA 12A	4/22/2015	BROMOFORM (TRIBROMOMETHANE)	0.17	1	U	R	1	80	µg/L
HAA 12A	5/6/2014	BROMODICHLOROMETHANE	0.3	1	U	U	1	80	µg/L
HAA 12A	4/22/2015	BROMODICHLOROMETHANE	0.09	1	U	R	1	80	µg/L
HAA 12A	5/6/2014	BROMOCHLOROMETHANE	0.3	1	U	U	1	83	µg/L

Bold indicates concentration exceeds the MCL or USEPA Regional Screening Levels, http://epa.gov/reg3hwmd/risk/human/rb-concentration_table/index.htm. (May 2016 RSL Table)

Scoping Summary for the GSA
Eastern Groundwater Operable Unit (U)
September 2018

WSRC-RP-2000-4134
Final
Appendix A, Page A-17 of A-70

Station	Date	Analyte	MDL	PQL	Lab Qual	EPA Qual	Result	MCL/RSI	Units
HAA 12A	4/22/2015	BROMOCHLOROMETHANE	0.13	1	U	R	1	83	µg/L
HAA 12A	5/6/2014	BENZENE	0.3	1	U	U	1	5	µg/L
HAA 12A	4/22/2015	BENZENE	0.06	1	U	R	1	5	µg/L
HAA 12A	5/6/2014	ACETONE	1.5	5	U	U	5	14000	µg/L
HAA 12A	4/22/2015	ACETONE	0.34	2		J	8.3	14000	µg/L
HAA 12A	5/6/2014	2-HEXANONE	1.5	5	U	U	5	38	µg/L
HAA 12A	4/22/2015	2-HEXANONE	0.22	5	U	R	5	38	µg/L
HAA 12A	5/6/2014	1,4-DIOXANE	15	50	U	U	50	0.46	µg/L
HAA 12A	4/22/2015	1,4-DIOXANE	7.6	80	U	R	80	0.46	µg/L
HAA 12A	5/6/2014	1,4-DICHLOROBENZENE	0.3	1	U	U	1		µg/L
HAA 12A	4/22/2015	1,4-DICHLOROBENZENE	0.12	1	U	R	1		µg/L
HAA 12A	5/6/2014	1,3-DICHLOROBENZENE	0.3	1	U	U	1		µg/L
HAA 12A	4/22/2015	1,3-DICHLOROBENZENE	0.08	1	U	R	1		µg/L
HAA 12A	5/6/2014	1,2-DICHLOROPROPANE	0.3	1	U	U	1	5	µg/L
HAA 12A	4/22/2015	1,2-DICHLOROPROPANE	0.1	1	U	R	1	5	µg/L
HAA 12A	5/6/2014	1,2-DICHLOROETHANE (EDC)	0.3	1	U	U	1	5	µg/L
HAA 12A	4/22/2015	1,2-DICHLOROETHANE (EDC)	0.1	1	U	R	1	5	µg/L
HAA 12A	5/6/2014	1,2-DICHLOROBENZENE	0.3	1	U	U	1	600	µg/L
HAA 12A	4/22/2015	1,2-DICHLOROBENZENE	0.06	1	U	R	1	600	µg/L
HAA 12A	5/6/2014	1,2-DIBROMOETHANE	0.3	1	U	U	1	0.5	µg/L
HAA 12A	4/22/2015	1,2-DIBROMOETHANE	0.13	1	U	R	1	0.5	µg/L
HAA 12A	5/6/2014	1,2-DIBROMO-3-CHLOROPROPANE	0.5	1	U	U	1	0.2	µg/L
HAA 12A	4/22/2015	1,2-DIBROMO-3-CHLOROPROPANE	0.41	1	U	R	1	0.2	µg/L
HAA 12A	5/6/2014	1,2,4-TRICHLOROBENZENE	0.3	1	U	U	1	7	µg/L
HAA 12A	4/22/2015	1,2,4-TRICHLOROBENZENE	0.08	1	U	R	1	7	µg/L
HAA 12A	5/6/2014	1,2,3-TRICHLOROBENZENE	0.3	1	U	U	1	7	µg/L
HAA 12A	4/22/2015	1,2,3-TRICHLOROBENZENE	0.09	1	U	R	1	7	µg/L
HAA 12A	5/6/2014	1,1-DICHLOROETHYLENE	0.3	1	U	U	1	7	µg/L
HAA 12A	4/22/2015	1,1-DICHLOROETHYLENE	0.08	1	U	R	1	7	µg/L
HAA 12A	5/3/2010	1,1-DICHLOROETHANE	0.9	2	U	U	2	2.8	µg/L
HAA 12A	5/3/2011	1,1-DICHLOROETHANE	0.1	2	U	U	2	2.8	µg/L
HAA 12A	4/30/2012	1,1-DICHLOROETHANE	0.1	2	U	U	2	2.8	µg/L
HAA 12A	5/8/2013	1,1-DICHLOROETHANE	0.1	2	U	U	2	2.8	µg/L
HAA 12A	5/6/2014	1,1-DICHLOROETHANE	0.3	1	U	U	1	2.8	µg/L
HAA 12A	4/22/2015	1,1-DICHLOROETHANE	0.07	1	U	R	1	2.8	µg/L
HAA 12A	4/26/2016	1,1-DICHLOROETHANE	15	50	U	U	50	2.8	µg/L
HAA 12A	4/26/2017	1,1-DICHLOROETHANE	16.7	50	U	U	50	2.8	µg/L
HAA 12A	5/6/2014	1,1,2-TRICHLOROETHANE	0.3	1	U	U	1	5	µg/L
HAA 12A	4/22/2015	1,1,2-TRICHLOROETHANE	0.15	1	U	R	1	5	µg/L
HAA 12A	5/6/2014	1,1,2-TRICHLORO-1,2,2-TRIFLUOROETHANE	2	5	U	U	5		µg/L
HAA 12A	4/22/2015	1,1,2-TRICHLORO-1,2,2-TRIFLUOROETHANE	0.1	1	U	R	1		µg/L
HAA 12A	5/6/2014	1,1,2,2-TETRACHLOROETHANE	0.3	1	U	U	1	0.076	µg/L
HAA 12A	4/22/2015	1,1,2,2-TETRACHLOROETHANE	0.1	1	U	R	1	0.076	µg/L
HAA 12A	5/3/2010	1,1,1-TRICHLOROETHANE	0.79	2	U	U	2	200	µg/L
HAA 12A	5/3/2011	1,1,1-TRICHLOROETHANE	0.15	2	U	U	2	200	µg/L
HAA 12A	4/30/2012	1,1,1-TRICHLOROETHANE	0.15	2	U	U	2	200	µg/L
HAA 12A	5/8/2013	1,1,1-TRICHLOROETHANE	0.15	2	U	U	2	200	µg/L
HAA 12A	5/6/2014	1,1,1-TRICHLOROETHANE	0.3	1	U	U	1	200	µg/L
HAA 12A	4/22/2015	1,1,1-TRICHLOROETHANE	0.07	1	U	R	1	200	µg/L
HAA 12A	4/26/2016	1,1,1-TRICHLOROETHANE	15	50	U	U	50	200	µg/L
HAA 12A	4/26/2017	1,1,1-TRICHLOROETHANE	16.7	50	U	U	50	200	µg/L
HAA 12D	5/3/2010	TRITIUM	0.456	2.21			21	20	pCi/mL
HAA 12D	5/3/2011	TRITIUM	0.464	3.03			44.5	20	pCi/mL
HAA 12D	5/3/2011	TRITIUM	0.467	3.02			44	20	pCi/mL
HAA 12D	5/3/2011	TRITIUM	0.462	2.98			43.1	20	pCi/mL
HAA 12D	4/30/2012	TRITIUM	0.483	4.13			89.2	20	pCi/mL
HAA 12D	4/30/2012	TRITIUM	0.476	4.09			88.9	20	pCi/mL
HAA 12D	5/8/2013	TRITIUM	0.53	2.11			13.6	20	pCi/mL
HAA 12D	5/6/2014	TRITIUM	0.391	1.74			11.7	20	pCi/mL
HAA 12D	4/22/2015	TRITIUM	0.525	1.87			12.3	20	pCi/mL
HAA 12D	4/26/2016	TRITIUM	0.454	1.78			10.2	20	pCi/mL
HAA 12D	4/26/2016	TRITIUM	0.455	1.75			9.75	20	pCi/mL
HAA 12D	4/26/2017	TRITIUM	0.517	2.24			17.9	20	pCi/mL
HAA 12D	5/6/2014	TRICHLOROFLUOROMETHANE	0.3	1	U	U	1	5200	µg/L
HAA 12D	4/22/2015	TRICHLOROFLUOROMETHANE	0.11	1	U	U	1	5200	µg/L
HAA 12D	5/3/2010	TRICHLOROETHYLENE (TCE)	0.97	2	U	U	2	5	µg/L
HAA 12D	5/3/2011	TRICHLOROETHYLENE (TCE)	0.1	2	U	U	2	5	µg/L
HAA 12D	5/3/2011	TRICHLOROETHYLENE (TCE)	0.1	2	U	U	2	5	µg/L
HAA 12D	4/30/2012	TRICHLOROETHYLENE (TCE)	0.1	2	U	U	2	5	µg/L
HAA 12D	4/30/2012	TRICHLOROETHYLENE (TCE)	0.1	2	U	U	2	5	µg/L
HAA 12D	5/8/2013	TRICHLOROETHYLENE (TCE)	0.1	2	U	U	2	5	µg/L

Bold indicates concentration exceeds the MCL or USEPA Regional Screening Levels, http://epa.gov/reg3hwmd/risk/human/rb-concentration_table/index.htm. (May 2016 RSL Table)

Scoping Summary for the GSA
Eastern Groundwater Operable Unit (U)
September 2018

WSRC-RP-2000-4134
Final
Appendix A, Page A-18 of A-70

Station	Date	Analyte	MDL	PQL	Lab Qual	EPA Qual	Result	MCL/RSL	Units
HAA 12D	5/6/2014	TRICHLOROETHYLENE (TCE)	0.3	1	U	U	1	5	µg/L
HAA 12D	4/22/2015	TRICHLOROETHYLENE (TCE)	0.25	1	U	U	1	5	µg/L
HAA 12D	4/26/2016	TRICHLOROETHYLENE (TCE)	0.3	1	U	U	1	5	µg/L
HAA 12D	4/26/2017	TRICHLOROETHYLENE (TCE)	0.333	1	U	U	1	5	µg/L
HAA 12D	5/6/2014	TRANS-1,3-DICHLOROPROPENE	0.3	1	U	U	1	0.47	µg/L
HAA 12D	4/22/2015	TRANS-1,3-DICHLOROPROPENE	0.08	1	U	U	1	0.47	µg/L
HAA 12D	5/6/2014	TRANS-1,2-DICHLOROETHYLENE	0.3	1	U	U	1	100	µg/L
HAA 12D	4/22/2015	TRANS-1,2-DICHLOROETHYLENE	0.08	1	U	U	1	100	µg/L
HAA 12D	5/6/2014	TOLUENE	0.3	1	U	U	1	1000	µg/L
HAA 12D	4/22/2015	TOLUENE	0.07	1		U	1.7	1000	µg/L
HAA 12D	5/6/2014	TETRACHLOROETHYLENE (PCE)	0.3	1	U	U	1	5	µg/L
HAA 12D	4/22/2015	TETRACHLOROETHYLENE (PCE)	0.18	1	U	U	1	5	µg/L
HAA 12D	5/6/2014	STYRENE	0.3	1	U	U	1	100	µg/L
HAA 12D	4/22/2015	STYRENE	0.07	1	U	U	1	100	µg/L
HAA 12D	4/30/2012	SODIUM	0.04	0.4			7.61		µg/L
HAA 12D	4/30/2012	SODIUM	0.04	0.4			7.36		µg/L
HAA 12D	5/6/2014	O-XYLENE	0.3	1	U	U	1	190	µg/L
HAA 12D	4/22/2015	O-XYLENE	0.06	1	U	U	1	190	µg/L
HAA 12D	5/3/2010	NONVOLATILE BETA	4.42	10	U	U	2.19	50	pCi/L
HAA 12D	5/3/2011	NONVOLATILE BETA	4.3	10.3	U	U	3.33	50	pCi/L
HAA 12D	5/3/2011	NONVOLATILE BETA	4.3	10.1	U	U	2.83	50	pCi/L
HAA 12D	4/30/2012	NONVOLATILE BETA	4.41	13.1	J	J	12.7	50	pCi/L
HAA 12D	4/30/2012	NONVOLATILE BETA	4.16	11.9	J	J	9.56	50	pCi/L
HAA 12D	5/8/2013	NONVOLATILE BETA	4.47	11	J	J	4.93	50	pCi/L
HAA 12D	5/6/2014	NONVOLATILE BETA	4	9.11	U	U	1.62	50	pCi/L
HAA 12D	4/22/2015	NONVOLATILE BETA	4.33	10.3	U	U	3.46	50	pCi/L
HAA 12D	4/26/2016	NONVOLATILE BETA	4.06	8.55	U	U	0.0335	50	pCi/L
HAA 12D	4/26/2017	NONVOLATILE BETA	4.37	10.9	J	J	4.84	50	pCi/L
HAA 12D	4/30/2012	NITRATE-NITRITE AS NITROGEN	0.02	0.04			2.27	10	mg/L
HAA 12D	4/30/2012	NITRATE-NITRITE AS NITROGEN	0.02	0.04			2.25	10	mg/L
HAA 12D	5/6/2014	METHYLCYCLOHEXANE	0.3	1	U	U	1		µg/L
HAA 12D	4/22/2015	METHYLCYCLOHEXANE	0.1	4	U	U	4		µg/L
HAA 12D	5/6/2014	METHYL TERTIARY BUTYL ETHER (MTBE)	0.3	1	U	U	1	14	µg/L
HAA 12D	4/22/2015	METHYL TERTIARY BUTYL ETHER (MTBE)	0.11	2	U	U	2	14	µg/L
HAA 12D	5/6/2014	METHYL ISOBUTYL KETONE	1.5	5	U	U	5	6300	µg/L
HAA 12D	4/22/2015	METHYL ISOBUTYL KETONE	0.12	5	U	U	5	6300	µg/L
HAA 12D	5/6/2014	METHYL ETHYL KETONE	1.5	5	U	U	5	5600	µg/L
HAA 12D	4/22/2015	METHYL ETHYL KETONE	0.52	5	U	U	5	5600	µg/L
HAA 12D	5/6/2014	METHYL ACETATE	1.5	5	U	U	5	20000	µg/L
HAA 12D	4/22/2015	METHYL ACETATE	0.37	25	U	U	25	20000	µg/L
HAA 12D	5/6/2014	M,P-XYLENE	0.3	2	U	U	2	190	µg/L
HAA 12D	4/22/2015	M,P-XYLENE	0.14	2	U	U	2	190	µg/L
HAA 12D	5/3/2010	LEAD	0.4	4	J	J	1.91	15	µg/L
HAA 12D	5/3/2011	LEAD	1	10			22.1	15	µg/L
HAA 12D	5/3/2011	LEAD	1	10			14.2	15	µg/L
HAA 12D	4/30/2012	LEAD	1	10	J	J	4.32	15	µg/L
HAA 12D	4/30/2012	LEAD	1	10	J	J	4.13	15	µg/L
HAA 12D	5/8/2013	LEAD	1	10	J	J	1.17	15	µg/L
HAA 12D	5/8/2013	LEAD	1	10	J	J	1.12	15	µg/L
HAA 12D	5/6/2014	LEAD	0.5	5	J	J	0.717	15	µg/L
HAA 12D	4/22/2015	LEAD	0.5	5	J	J	0.86	15	µg/L
HAA 12D	4/26/2016	LEAD	0.5	5	J	J	0.846	15	µg/L
HAA 12D	4/26/2017	LEAD	0.5	5	J	J	2.11	15	µg/L
HAA 12D	4/30/2012	GROSS ALPHA	2.46	7.41	J	J	2.95	15	pCi/L
HAA 12D	4/30/2012	GROSS ALPHA	2.46	5.17	U	U	0.642	15	pCi/L
HAA 12D	5/8/2013	GROSS ALPHA	2.48	6.1	U	U	1.44	15	pCi/L
HAA 12D	5/6/2014	GROSS ALPHA	2.2	5.99	U	U	1.93	15	pCi/L
HAA 12D	4/22/2015	GROSS ALPHA	2.06	5.56	U	U	1.69	15	pCi/L
HAA 12D	4/26/2016	GROSS ALPHA	2.25	5.32	U	U	1.13	15	pCi/L
HAA 12D	4/26/2017	GROSS ALPHA	2.32	6.18	U	U	1.96	15	pCi/L
HAA 12D	5/6/2014	ETHYLBENZENE	0.3	1	U	U	1	700	µg/L
HAA 12D	4/22/2015	ETHYLBENZENE	0.09	1	U	U	1	700	µg/L
HAA 12D	5/6/2014	DICHLOROMETHANE (METHYLENE CHLORIDE)	1	5	U	U	5	5	µg/L
HAA 12D	4/22/2015	DICHLOROMETHANE (METHYLENE CHLORIDE)	0.27	1	U	U	1	5	µg/L
HAA 12D	5/6/2014	DICHLORODIFLUOROMETHANE	0.3	1	U	U	1	200	µg/L
HAA 12D	4/22/2015	DICHLORODIFLUOROMETHANE	0.08	2	U	U	2	200	µg/L
HAA 12D	5/6/2014	DIBROMOCHLOROMETHANE	0.3	1	U	U	1	80	µg/L
HAA 12D	4/22/2015	DIBROMOCHLOROMETHANE	0.13	1	U	U	1	80	µg/L
HAA 12D	5/6/2014	CYCLOHEXANE	0.3	1	U	U	1	13000	µg/L
HAA 12D	4/22/2015	CYCLOHEXANE	0.07	1	U	U	1	13000	µg/L
HAA 12D	5/6/2014	CUMENE (ISOPROPYLBENZENE)	0.3	1	U	U	1	450	µg/L

Bold indicates concentration exceeds the MCL or USEPA Regional Screening Levels, http://epa.gov/reg3hwmd/risk/human/rb-concentration_table/index.htm. (May 2016 RSL Table)

Scoping Summary for the GSA
Eastern Groundwater Operable Unit (U)
September 2018

WSRC-RP-2000-4134
Final
Appendix A, Page A-19 of A-70

Station	Date	Analyte	MDL	PQL	Lab Qual	EPA Qual	Result	MCL/RSL	Units
HAA 12D	4/22/2015	CUMENE (ISOPROPYLBENZENE)	0.08	1	U	U	1	450	µg/L
HAA 12D	5/6/2014	CIS-1,3-DICHLOROPROPENE	0.3	1	U	U	1	0.47	µg/L
HAA 12D	4/22/2015	CIS-1,3-DICHLOROPROPENE	0.07	1	U	U	1	0.47	µg/L
HAA 12D	5/6/2014	CIS-1,2-DICHLOROETHYLENE	0.3	1	U	U	1	0.47	µg/L
HAA 12D	4/22/2015	CIS-1,2-DICHLOROETHYLENE	0.09	1	U	U	1	0.47	µg/L
HAA 12D	4/30/2012	CHROMIUM	20	200	U	U	200	100	µg/L
HAA 12D	4/30/2012	CHROMIUM	20	200	U	U	200	100	µg/L
HAA 12D	5/6/2014	CHLOROMETHANE (METHYL CHLORIDE)	0.3	1	U	U	1	190	µg/L
HAA 12D	4/22/2015	CHLOROMETHANE (METHYL CHLORIDE)	0.08	2	U	U	2	190	µg/L
HAA 12D	5/6/2014	CHLOROFORM	0.3	1	U	U	1	80	µg/L
HAA 12D	4/22/2015	CHLOROFORM	0.1	1	U	U	1	80	µg/L
HAA 12D	5/6/2014	CHLOROETHENE (VINYL CHLORIDE)	0.3	1	U	U	1	2	µg/L
HAA 12D	4/22/2015	CHLOROETHENE (VINYL CHLORIDE)	0.08	2	U	U	2	2	µg/L
HAA 12D	5/6/2014	CHLOROETHANE (ETHYL CHLORIDE)	0.3	1	U	U	1	21000	µg/L
HAA 12D	4/22/2015	CHLOROETHANE (ETHYL CHLORIDE)	0.1	2	U	U	2	21000	µg/L
HAA 12D	5/6/2014	CHLOROBENZENE	0.3	1	U	U	1	100	µg/L
HAA 12D	4/22/2015	CHLOROBENZENE	0.15	1	U	U	1	100	µg/L
HAA 12D	5/3/2010	CARBON TETRACHLORIDE	1.04	2	U	U	2	5	µg/L
HAA 12D	5/3/2011	CARBON TETRACHLORIDE	0.13	2	U	U	2	5	µg/L
HAA 12D	5/3/2011	CARBON TETRACHLORIDE	0.13	2	U	U	2	5	µg/L
HAA 12D	4/30/2012	CARBON TETRACHLORIDE	0.13	2	U	U	2	5	µg/L
HAA 12D	4/30/2012	CARBON TETRACHLORIDE	0.13	2	U	U	2	5	µg/L
HAA 12D	5/8/2013	CARBON TETRACHLORIDE	0.13	2	U	U	2	5	µg/L
HAA 12D	5/6/2014	CARBON TETRACHLORIDE	0.3	1	U	U	1	5	µg/L
HAA 12D	4/22/2015	CARBON TETRACHLORIDE	0.13	1	U	U	1	5	µg/L
HAA 12D	4/26/2016	CARBON TETRACHLORIDE	0.3	1	U	U	1	5	µg/L
HAA 12D	4/26/2017	CARBON TETRACHLORIDE	0.333	1	U	U	1	5	µg/L
HAA 12D	5/6/2014	CARBON DISULFIDE	1.5	5	U	U	5	810	µg/L
HAA 12D	4/22/2015	CARBON DISULFIDE	0.05	1	U	U	1	810	µg/L
HAA 12D	5/3/2010	CADMIUM	0.2	2	U	U	2	5	µg/L
HAA 12D	5/3/2011	CADMIUM	0.2	2	U	U	2	5	µg/L
HAA 12D	5/3/2011	CADMIUM	0.2	2	U	U	2	5	µg/L
HAA 12D	4/30/2012	CADMIUM	0.2	2	U	U	2	5	µg/L
HAA 12D	4/30/2012	CADMIUM	0.2	2	U	U	2	5	µg/L
HAA 12D	5/8/2013	CADMIUM	0.2	2	U	U	2	5	µg/L
HAA 12D	5/8/2013	CADMIUM	0.2	2	U	U	2	5	µg/L
HAA 12D	5/6/2014	CADMIUM	0.1	1	U	U	1	5	µg/L
HAA 12D	4/22/2015	CADMIUM	0.1	1	U	U	1	5	µg/L
HAA 12D	4/26/2016	CADMIUM	0.1	1	U	U	1	5	µg/L
HAA 12D	4/26/2017	CADMIUM	0.1	1	U	U	1	5	µg/L
HAA 12D	5/6/2014	BROMOMETHANE (METHYL BROMIDE)	0.3	1	U	U	1	75	µg/L
HAA 12D	4/22/2015	BROMOMETHANE (METHYL BROMIDE)	0.25	2	U	U	2	75	µg/L
HAA 12D	5/6/2014	BROMOFORM (TRIBROMOMETHANE)	0.3	1	U	U	1	80	µg/L
HAA 12D	4/22/2015	BROMOFORM (TRIBROMOMETHANE)	0.17	1	U	U	1	80	µg/L
HAA 12D	5/6/2014	BROMODICHLOROMETHANE	0.3	1	U	U	1	80	µg/L
HAA 12D	4/22/2015	BROMODICHLOROMETHANE	0.09	1	U	U	1	80	µg/L
HAA 12D	5/6/2014	BROMOCHLOROMETHANE	0.3	1	U	U	1	83	µg/L
HAA 12D	4/22/2015	BROMOCHLOROMETHANE	0.13	1	U	U	1	83	µg/L
HAA 12D	5/6/2014	BENZENE	0.3	1	U	U	1	5	µg/L
HAA 12D	4/22/2015	BENZENE	0.06	1	U	U	1	5	µg/L
HAA 12D	5/6/2014	ACETONE	1.5	5	U	U	5	14000	µg/L
HAA 12D	4/22/2015	ACETONE	0.34	2	J	J	4.5	14000	µg/L
HAA 12D	5/6/2014	2-HEXANONE	1.5	5	U	U	5	38	µg/L
HAA 12D	4/22/2015	2-HEXANONE	0.22	5	U	U	5	38	µg/L
HAA 12D	5/6/2014	1,4-DIOXANE	15	50	U	U	50	0.46	µg/L
HAA 12D	4/22/2015	1,4-DIOXANE	7.6	80	U	U	80	0.46	µg/L
HAA 12D	5/6/2014	1,4-DICHLOROBENZENE	0.3	1	U	U	1	µg/L	
HAA 12D	4/22/2015	1,4-DICHLOROBENZENE	0.12	1	U	U	1	µg/L	
HAA 12D	5/6/2014	1,3-DICHLOROBENZENE	0.3	1	U	U	1	µg/L	
HAA 12D	4/22/2015	1,3-DICHLOROBENZENE	0.08	1	U	U	1	µg/L	
HAA 12D	5/6/2014	1,2-DICHLOROPROPANE	0.3	1	U	U	1	5	µg/L
HAA 12D	4/22/2015	1,2-DICHLOROPROPANE	0.1	1	U	U	1	5	µg/L
HAA 12D	5/6/2014	1,2-DICHLOROETHANE (EDC)	0.3	1	U	U	1	5	µg/L
HAA 12D	4/22/2015	1,2-DICHLOROETHANE (EDC)	0.1	1	U	U	1	5	µg/L
HAA 12D	5/6/2014	1,2-DICHLOROBENZENE	0.3	1	U	U	1	600	µg/L
HAA 12D	4/22/2015	1,2-DICHLOROBENZENE	0.06	1	U	U	1	600	µg/L
HAA 12D	5/6/2014	1,2-DIBROMOETHANE	0.3	1	U	U	1	0.5	µg/L
HAA 12D	4/22/2015	1,2-DIBROMOETHANE	0.13	1	U	U	1	0.5	µg/L
HAA 12D	5/6/2014	1,2-DIBROMO-3-CHLOROPROPANE	0.5	1	U	U	1	0.2	µg/L
HAA 12D	4/22/2015	1,2-DIBROMO-3-CHLOROPROPANE	0.41	1	U	U	1	0.2	µg/L
HAA 12D	5/6/2014	1,2,4-TRICHLOROBENZENE	0.3	1	U	U	1	7	µg/L

Bold indicates concentration exceeds the MCL or USEPA Regional Screening Levels, http://epa.gov/reg3hwmd/risk/human/rb-concentration_table/index.htm. (May 2016 RSL Table)

Scoping Summary for the GSA
Eastern Groundwater Operable Unit (U)
September 2018

WSRC-RP-2000-4134
Final
Appendix A, Page A-20 of A-70

Station	Date	Analyte	MDL	PQL	Lab Qual	EPA Qual	Result	MCL/RSL	Units
HAA 12D	4/22/2015	1,2,4-TRICHLOROBENZENE	0.08	1	U	U	1	7	µg/L
HAA 12D	5/6/2014	1,2,3-TRICHLOROBENZENE	0.3	1	U	U	1	7	µg/L
HAA 12D	4/22/2015	1,2,3-TRICHLOROBENZENE	0.09	1	U	U	1	7	µg/L
HAA 12D	5/6/2014	1,1-DICHLOROETHYLENE	0.3	1	U	U	1	7	µg/L
HAA 12D	4/22/2015	1,1-DICHLOROETHYLENE	0.08	1	U	U	1	7	µg/L
HAA 12D	5/3/2010	1,1-DICHLOROETHANE	0.9	2	U	U	2	2.8	µg/L
HAA 12D	5/3/2011	1,1-DICHLOROETHANE	0.1	2	U	U	2	2.8	µg/L
HAA 12D	5/3/2011	1,1-DICHLOROETHANE	0.1	2	U	U	2	2.8	µg/L
HAA 12D	4/30/2012	1,1-DICHLOROETHANE	0.1	2	U	U	2	2.8	µg/L
HAA 12D	4/30/2012	1,1-DICHLOROETHANE	0.1	2	U	U	2	2.8	µg/L
HAA 12D	5/8/2013	1,1-DICHLOROETHANE	0.1	2	U	U	2	2.8	µg/L
HAA 12D	5/6/2014	1,1-DICHLOROETHANE	0.3	1	U	U	1	2.8	µg/L
HAA 12D	4/22/2015	1,1-DICHLOROETHANE	0.07	1	U	U	1	2.8	µg/L
HAA 12D	4/26/2016	1,1-DICHLOROETHANE	0.3	1	U	U	1	2.8	µg/L
HAA 12D	4/26/2017	1,1-DICHLOROETHANE	0.333	1	U	U	1	2.8	µg/L
HAA 12D	5/6/2014	1,1,2-TRICHLOROETHANE	0.3	1	U	U	1	5	µg/L
HAA 12D	4/22/2015	1,1,2-TRICHLOROETHANE	0.15	1	U	U	1	5	µg/L
HAA 12D	5/6/2014	1,1,2-TRICHLORO-1,2,2-TRIFLUOROETHANE	2	5	U	U	5		µg/L
HAA 12D	4/22/2015	1,1,2-TRICHLORO-1,2,2-TRIFLUOROETHANE	0.1	1	U	U	1		µg/L
HAA 12D	5/6/2014	1,1,2,2-TETRACHLOROETHANE	0.3	1	U	U	1	0.076	µg/L
HAA 12D	4/22/2015	1,1,2,2-TETRACHLOROETHANE	0.1	1	U	U	1	0.076	µg/L
HAA 12D	5/3/2010	1,1,1-TRICHLOROETHANE	0.79	2	U	U	2	200	µg/L
HAA 12D	5/3/2011	1,1,1-TRICHLOROETHANE	0.15	2	U	U	2	200	µg/L
HAA 12D	5/3/2011	1,1,1-TRICHLOROETHANE	0.15	2	U	U	2	200	µg/L
HAA 12D	4/30/2012	1,1,1-TRICHLOROETHANE	0.15	2	U	U	2	200	µg/L
HAA 12D	4/30/2012	1,1,1-TRICHLOROETHANE	0.15	2	U	U	2	200	µg/L
HAA 12D	5/8/2013	1,1,1-TRICHLOROETHANE	0.15	2	U	U	2	200	µg/L
HAA 12D	5/6/2014	1,1,1-TRICHLOROETHANE	0.3	1	U	U	1	200	µg/L
HAA 12D	4/22/2015	1,1,1-TRICHLOROETHANE	0.07	1	U	U	1	200	µg/L
HAA 12D	4/26/2016	1,1,1-TRICHLOROETHANE	0.3	1	U	U	1	200	µg/L
HAA 12D	4/26/2017	1,1,1-TRICHLOROETHANE	0.333	1	U	U	1	200	µg/L
HAA 13A	5/4/2010	TRITIUM	0.428	0.922	U	U	-0.00624	20	pCi/mL
HAA 13A	5/3/2011	TRITIUM	0.392	0.877	U	U	0.243	20	pCi/mL
HAA 13A	5/1/2012	TRITIUM	0.484	1.06	U	U	0.147	20	pCi/mL
HAA 13A	5/8/2013	TRITIUM	0.536	1.22	U	U	0.522	20	pCi/mL
HAA 13A	5/8/2013	TRITIUM	0.523	1.17	U	U	0.376	20	pCi/mL
HAA 13A	5/8/2014	TRITIUM	0.417	0.889	U	U	-0.056	20	pCi/mL
HAA 13A	5/8/2014	TRITIUM	0.416	0.872	U	U	-0.161	20	pCi/mL
HAA 13A	4/27/2015	TRITIUM	0.417	0.894	U	U	-0.00356	20	pCi/mL
HAA 13A	4/26/2016	TRITIUM	0.44	0.963	U	U	0.126	20	pCi/mL
HAA 13A	4/26/2017	TRITIUM	0.527	1.08	U	U	-0.447	20	pCi/mL
HAA 13A	5/8/2014	TRICHLOROFLUOROMETHANE	1.5	5	U	U	5	5200	µg/L
HAA 13A	4/27/2015	TRICHLOROFLUOROMETHANE	0.11	1	U	R	1	5200	µg/L
HAA 13A	5/4/2010	TRICHLOROETHYLENE (TCE)	0.97	2	U	U	2	5	µg/L
HAA 13A	5/4/2010	TRICHLOROETHYLENE (TCE)	0.97	2	U	U	2	5	µg/L
HAA 13A	5/3/2011	TRICHLOROETHYLENE (TCE)	0.1	2	U	U	2	5	µg/L
HAA 13A	5/1/2012	TRICHLOROETHYLENE (TCE)	0.1	2	U	U	2	5	µg/L
HAA 13A	5/8/2013	TRICHLOROETHYLENE (TCE)	0.1	2	U	U	2	5	µg/L
HAA 13A	5/8/2013	TRICHLOROETHYLENE (TCE)	0.1	2	U	U	2	5	µg/L
HAA 13A	5/8/2014	TRICHLOROETHYLENE (TCE)	1.5	5	U	U	5	5	µg/L
HAA 13A	4/27/2015	TRICHLOROETHYLENE (TCE)	0.25	1	U	R	1	5	µg/L
HAA 13A	4/26/2016	TRICHLOROETHYLENE (TCE)	15	50	U	U	50	5	µg/L
HAA 13A	4/26/2017	TRICHLOROETHYLENE (TCE)	16.7	50	U	U	50	5	µg/L
HAA 13A	5/8/2014	TRANS-1,3-DICHLOROPROPENE	1.5	5	U	U	5	0.47	µg/L
HAA 13A	4/27/2015	TRANS-1,3-DICHLOROPROPENE	0.08	1	U	R	1	0.47	µg/L
HAA 13A	5/8/2014	TRANS-1,2-DICHLOROETHYLENE	1.5	5	U	U	5	100	µg/L
HAA 13A	4/27/2015	TRANS-1,2-DICHLOROETHYLENE	0.08	1	U	R	1	100	µg/L
HAA 13A	5/8/2014	TOLUENE	1.5	5	U	U	5	1000	µg/L
HAA 13A	4/27/2015	TOLUENE	0.07	1		UJ	5.8	1000	µg/L
HAA 13A	5/8/2014	TETRACHLOROETHYLENE (PCE)	1.5	5	U	U	5	5	µg/L
HAA 13A	4/27/2015	TETRACHLOROETHYLENE (PCE)	0.18	1	U	R	1	5	µg/L
HAA 13A	5/8/2014	STYRENE	1.5	5	U	U	5	100	µg/L
HAA 13A	4/27/2015	STYRENE	0.07	1	U	R	1	100	µg/L
HAA 13A	5/1/2012	SODIUM	0.04	0.4			36		µg/L
HAA 13A	5/8/2014	O-XYLENE	1.5	5	U	U	5	190	µg/L
HAA 13A	4/27/2015	O-XYLENE	0.06	1	U	R	1	190	µg/L
HAA 13A	5/4/2010	NONVOLATILE BETA	4.53	12.8	J	J	10.4	50	pCi/L
HAA 13A	5/3/2011	NONVOLATILE BETA	19	52.3	J	J	40.8	50	pCi/L
HAA 13A	5/1/2012	NONVOLATILE BETA	9.67	29			31.4	50	pCi/L
HAA 13A	5/8/2013	NONVOLATILE BETA	9.79	28	J	J	26.4	50	pCi/L
HAA 13A	5/8/2013	NONVOLATILE BETA	9.79	27.9	J	J	25.9	50	pCi/L

Bold indicates concentration exceeds the MCL or USEPA Regional Screening Levels, http://epa.gov/reg3hwmd/risk/human/rb-concentration_table/index.htm. (May 2016 RSL Table)

Scoping Summary for the GSA
Eastern Groundwater Operable Unit (U)
September 2018

WSRC-RP-2000-4134
Final
Appendix A, Page A-21 of A-70

Station	Date	Analyte	MDL	PQL	Lab Qual	EPA Qual	Result	MCL/RSL	Units
HAA 13A	5/8/2014	NONVOLATILE BETA	8.55	26.9			31.2	50	pCi/L
HAA 13A	4/27/2015	NONVOLATILE BETA	8.73	26.7			30.2	50	pCi/L
HAA 13A	4/26/2016	NONVOLATILE BETA	4.4	16.8			33.3	50	pCi/L
HAA 13A	4/26/2017	NONVOLATILE BETA	9.24	32			51.9	50	pCi/L
HAA 13A	5/1/2012	NITRATE-NITRITE AS NITROGEN	0.01	0.02			0.0235	10	mg/L
HAA 13A	5/8/2014	METHYLCYCLOHEXANE	1.5	5	U	U	5		µg/L
HAA 13A	4/27/2015	METHYLCYCLOHEXANE	0.1	4	U	R	4		µg/L
HAA 13A	5/8/2014	METHYL TERTIARY BUTYL ETHER (MTBE)	1.5	5	U	U	5	14	µg/L
HAA 13A	4/27/2015	METHYL TERTIARY BUTYL ETHER (MTBE)	0.11	2	U	R	2	14	µg/L
HAA 13A	5/8/2014	METHYL ISOBUTYL KETONE	7.5	25	U	U	25	6300	µg/L
HAA 13A	4/27/2015	METHYL ISOBUTYL KETONE	0.12	5	U	R	5	6300	µg/L
HAA 13A	5/8/2014	METHYL ETHYL KETONE	7.5	25	U	U	25	5600	µg/L
HAA 13A	4/27/2015	METHYL ETHYL KETONE	0.52	5	J	J	0.93	5600	µg/L
HAA 13A	5/8/2014	METHYL ACETATE	7.5	25	U	U	25	20000	µg/L
HAA 13A	4/27/2015	METHYL ACETATE	0.37	25	U	R	25	20000	µg/L
HAA 13A	5/8/2014	M,P-XYLENE	1.5	10	U	U	10	190	µg/L
HAA 13A	4/27/2015	M,P-XYLENE	0.14	2	U	R	2	190	µg/L
HAA 13A	5/4/2010	LEAD	0.4	4			4.61	15	µg/L
HAA 13A	5/3/2011	LEAD	1	10	J	J	2.52	15	µg/L
HAA 13A	5/1/2012	LEAD	1	10	U	U	10	15	µg/L
HAA 13A	5/8/2013	LEAD	1	10	U	U	10	15	µg/L
HAA 13A	5/8/2013	LEAD	1	10	U	U	10	15	µg/L
HAA 13A	5/8/2014	LEAD	0.5	5	J	J	1.35	15	µg/L
HAA 13A	4/27/2015	LEAD	0.5	5	J	J	1.05	15	µg/L
HAA 13A	4/26/2016	LEAD	0.5	5	U	U	5	15	µg/L
HAA 13A	4/26/2017	LEAD	0.5	5	J	J	1.11	15	µg/L
HAA 13A	5/1/2012	GROSS ALPHA	9.04	23.3	U	U	6.44	15	pCi/L
HAA 13A	5/8/2013	GROSS ALPHA	7.9	25.9	J	J	13	15	pCi/L
HAA 13A	5/8/2013	GROSS ALPHA	7.87	25.8	J	J	13	15	pCi/L
HAA 13A	5/8/2014	GROSS ALPHA	6.76	23	J	J	12.9	15	pCi/L
HAA 13A	4/27/2015	GROSS ALPHA	5.45	13.6	U	U	3.36	15	pCi/L
HAA 13A	4/26/2016	GROSS ALPHA	3.91	12.2	J	J	5.84	15	pCi/L
HAA 13A	4/26/2017	GROSS ALPHA	6.9	20.6	J	J	9.06	15	pCi/L
HAA 13A	5/8/2014	ETHYLBENZENE	1.5	5	U	U	5	700	µg/L
HAA 13A	4/27/2015	ETHYLBENZENE	0.09	1	U	R	1	700	µg/L
HAA 13A	5/8/2014	DICHLOROMETHANE (METHYLENE CHLORIDE)	5	25	U	U	25	5	µg/L
HAA 13A	4/27/2015	DICHLOROMETHANE (METHYLENE CHLORIDE)	0.27	1	U	R	1	5	µg/L
HAA 13A	5/8/2014	DICHLORODIFLUOROMETHANE	1.5	5	U	U	5	200	µg/L
HAA 13A	4/27/2015	DICHLORODIFLUOROMETHANE	0.08	2	U	R	2	200	µg/L
HAA 13A	5/8/2014	DIBROMOCHLOROMETHANE	1.5	5	U	U	5	80	µg/L
HAA 13A	4/27/2015	DIBROMOCHLOROMETHANE	0.13	1	U	R	1	80	µg/L
HAA 13A	5/8/2014	CYCLOHEXANE	1.5	5	U	U	5	13000	µg/L
HAA 13A	4/27/2015	CYCLOHEXANE	0.07	1	U	R	1	13000	µg/L
HAA 13A	5/8/2014	CUMENE (ISOPROPYLBENZENE)	1.5	5	U	U	5	450	µg/L
HAA 13A	4/27/2015	CUMENE (ISOPROPYLBENZENE)	0.08	1	U	R	1	450	µg/L
HAA 13A	5/8/2014	CIS-1,3-DICHLOROPROPENE	1.5	5	U	U	5	0.47	µg/L
HAA 13A	4/27/2015	CIS-1,3-DICHLOROPROPENE	0.07	1	U	R	1	0.47	µg/L
HAA 13A	5/8/2014	CIS-1,2-DICHLOROETHYLENE	1.5	5	U	U	5	0.47	µg/L
HAA 13A	4/27/2015	CIS-1,2-DICHLOROETHYLENE	0.09	1	U	R	1	0.47	µg/L
HAA 13A	5/1/2012	CHROMIUM	20	200	U	U	200	100	µg/L
HAA 13A	5/8/2014	CHLOROMETHANE (METHYL CHLORIDE)	1.5	5	U	U	2.8	190	µg/L
HAA 13A	4/27/2015	CHLOROMETHANE (METHYL CHLORIDE)	0.08	2	U	R	2	190	µg/L
HAA 13A	5/8/2014	CHLOROFORM	1.5	5	U	U	5	80	µg/L
HAA 13A	4/27/2015	CHLOROFORM	0.1	1	U	R	1	80	µg/L
HAA 13A	5/8/2014	CHLOROETHENE (VINYL CHLORIDE)	1.5	5	U	U	5	2	µg/L
HAA 13A	4/27/2015	CHLOROETHENE (VINYL CHLORIDE)	0.08	2	U	R	2	2	µg/L
HAA 13A	5/8/2014	CHLOROETHANE (ETHYL CHLORIDE)	1.5	5	U	U	5	21000	µg/L
HAA 13A	4/27/2015	CHLOROETHANE (ETHYL CHLORIDE)	0.1	2	U	R	2	21000	µg/L
HAA 13A	5/8/2014	CHLOROBENZENE	1.5	5	U	U	5	100	µg/L
HAA 13A	4/27/2015	CHLOROBENZENE	0.15	1	U	R	1	100	µg/L
HAA 13A	5/4/2010	CARBON TETRACHLORIDE	1.04	2	U	U	2	5	µg/L
HAA 13A	5/4/2010	CARBON TETRACHLORIDE	1.04	2	U	U	2	5	µg/L
HAA 13A	5/3/2011	CARBON TETRACHLORIDE	0.13	2	U	U	2	5	µg/L
HAA 13A	5/1/2012	CARBON TETRACHLORIDE	0.13	2	U	U	2	5	µg/L
HAA 13A	5/8/2013	CARBON TETRACHLORIDE	0.13	2	U	U	2	5	µg/L
HAA 13A	5/8/2013	CARBON TETRACHLORIDE	0.13	2	U	U	2	5	µg/L
HAA 13A	5/8/2014	CARBON TETRACHLORIDE	1.5	5	U	U	5	5	µg/L
HAA 13A	4/27/2015	CARBON TETRACHLORIDE	0.13	1	U	R	1	5	µg/L
HAA 13A	4/26/2016	CARBON TETRACHLORIDE	15	50	U	U	50	5	µg/L
HAA 13A	4/26/2017	CARBON TETRACHLORIDE	16.7	50	U	U	50	5	µg/L
HAA 13A	5/8/2014	CARBON DISULFIDE	7.5	25	U	U	25	810	µg/L

Bold indicates concentration exceeds the MCL or USEPA Regional Screening Levels, http://epa.gov/reg3hwmd/risk/human/rb-concentration_table/index.htm. (May 2016 RSL Table)

Scoping Summary for the GSA
Eastern Groundwater Operable Unit (U)
September 2018

WSRC-RP-2000-4134
Final
Appendix A, Page A-22 of A-70

Station	Date	Analyte	MDL	PQL	Lab Qual	EPA Qual	Result	MCL/RSI	Units
HAA 13A	4/27/2015	CARBON DISULFIDE	0.05	1	U	R	1	810	µg/L
HAA 13A	5/4/2010	CADMIUM	0.2	2	U	U	0.397	5	µg/L
HAA 13A	5/3/2011	CADMIUM	0.2	2	J	J	0.419	5	µg/L
HAA 13A	5/1/2012	CADMIUM	0.2	2	U	U	2	5	µg/L
HAA 13A	5/8/2013	CADMIUM	0.2	2	U	U	2	5	µg/L
HAA 13A	5/8/2013	CADMIUM	0.2	2	U	U	2	5	µg/L
HAA 13A	5/8/2014	CADMIUM	0.1	1	U	U	1	5	µg/L
HAA 13A	4/27/2015	CADMIUM	0.1	1	U	U	1	5	µg/L
HAA 13A	4/26/2016	CADMIUM	0.1	1	U	U	1	5	µg/L
HAA 13A	4/26/2017	CADMIUM	0.1	1	U	U	1	5	µg/L
HAA 13A	5/8/2014	BROMOMETHANE (METHYL BROMIDE)	1.5	5	U	U	5	75	µg/L
HAA 13A	4/27/2015	BROMOMETHANE (METHYL BROMIDE)	0.25	2	U	R	2	75	µg/L
HAA 13A	5/8/2014	BROMOFORM (TRIBROMOMETHANE)	1.5	5	U	U	5	80	µg/L
HAA 13A	4/27/2015	BROMOFORM (TRIBROMOMETHANE)	0.17	1	U	R	1	80	µg/L
HAA 13A	5/8/2014	BROMODICHLOROMETHANE	1.5	5	U	U	5	80	µg/L
HAA 13A	4/27/2015	BROMODICHLOROMETHANE	0.09	1	U	R	1	80	µg/L
HAA 13A	5/8/2014	BROMOCHLOROMETHANE	1.5	5	U	U	5	83	µg/L
HAA 13A	4/27/2015	BROMOCHLOROMETHANE	0.13	1	U	R	1	83	µg/L
HAA 13A	5/8/2014	BENZENE	1.5	5	U	U	5	5	µg/L
HAA 13A	4/27/2015	BENZENE	0.06	1	U	R	1	5	µg/L
HAA 13A	5/8/2014	ACETONE	7.5	25			32.3	14000	µg/L
HAA 13A	4/27/2015	ACETONE	0.34	2		UJ	17	14000	µg/L
HAA 13A	5/8/2014	2-HEXANONE	7.5	25	U	U	25	38	µg/L
HAA 13A	4/27/2015	2-HEXANONE	0.22	5	J	J	0.66	38	µg/L
HAA 13A	5/8/2014	1,4-DIOXANE	75	250	U	U	250	0.46	µg/L
HAA 13A	4/27/2015	1,4-DIOXANE	7.6	80	U	R	80	0.46	µg/L
HAA 13A	5/8/2014	1,4-DICHLOROBENZENE	1.5	5	U	U	5		µg/L
HAA 13A	4/27/2015	1,4-DICHLOROBENZENE	0.12	1	U	R	1		µg/L
HAA 13A	5/8/2014	1,3-DICHLOROBENZENE	1.5	5	U	U	5		µg/L
HAA 13A	4/27/2015	1,3-DICHLOROBENZENE	0.08	1	U	R	1		µg/L
HAA 13A	5/8/2014	1,2-DICHLOROPROPANE	1.5	5	U	U	5	5	µg/L
HAA 13A	4/27/2015	1,2-DICHLOROPROPANE	0.1	1	U	R	1	5	µg/L
HAA 13A	5/8/2014	1,2-DICHLOROETHANE (EDC)	1.5	5	U	U	5	5	µg/L
HAA 13A	4/27/2015	1,2-DICHLOROETHANE (EDC)	0.1	1	U	R	1	5	µg/L
HAA 13A	5/8/2014	1,2-DICHLOROBENZENE	1.5	5	U	U	5	600	µg/L
HAA 13A	4/27/2015	1,2-DICHLOROBENZENE	0.06	1	U	R	1	600	µg/L
HAA 13A	5/8/2014	1,2-DIBROMOETHANE	1.5	5	U	U	5	0.5	µg/L
HAA 13A	4/27/2015	1,2-DIBROMOETHANE	0.13	1	U	R	1	0.5	µg/L
HAA 13A	5/8/2014	1,2-DIBROMO-3-CHLOROPROPANE	2.5	5	U	U	5	0.2	µg/L
HAA 13A	4/27/2015	1,2-DIBROMO-3-CHLOROPROPANE	0.41	1	U	R	1	0.2	µg/L
HAA 13A	5/8/2014	1,2,4-TRICHLOROBENZENE	1.5	5	U	U	5	7	µg/L
HAA 13A	4/27/2015	1,2,4-TRICHLOROBENZENE	0.08	1	U	R	1	7	µg/L
HAA 13A	5/8/2014	1,2,3-TRICHLOROBENZENE	1.5	5	U	U	5	7	µg/L
HAA 13A	4/27/2015	1,2,3-TRICHLOROBENZENE	0.09	1	U	R	1	7	µg/L
HAA 13A	5/8/2014	1,1-DICHLOROETHYLENE	1.5	5	U	U	5	7	µg/L
HAA 13A	4/27/2015	1,1-DICHLOROETHYLENE	0.08	1	U	R	1	7	µg/L
HAA 13A	5/4/2010	1,1-DICHLOROETHANE	0.9	2	U	U	2	2.8	µg/L
HAA 13A	5/4/2010	1,1-DICHLOROETHANE	0.9	2	U	U	2	2.8	µg/L
HAA 13A	5/3/2011	1,1-DICHLOROETHANE	0.1	2	U	U	2	2.8	µg/L
HAA 13A	5/1/2012	1,1-DICHLOROETHANE	0.1	2	U	U	2	2.8	µg/L
HAA 13A	5/8/2013	1,1-DICHLOROETHANE	0.1	2	U	U	2	2.8	µg/L
HAA 13A	5/8/2013	1,1-DICHLOROETHANE	0.1	2	U	U	2	2.8	µg/L
HAA 13A	5/8/2014	1,1-DICHLOROETHANE	1.5	5	U	U	5	2.8	µg/L
HAA 13A	4/27/2015	1,1-DICHLOROETHANE	0.07	1	U	R	1	2.8	µg/L
HAA 13A	4/26/2016	1,1-DICHLOROETHANE	15	50	U	U	50	2.8	µg/L
HAA 13A	4/26/2017	1,1-DICHLOROETHANE	16.7	50	U	U	50	2.8	µg/L
HAA 13A	5/8/2014	1,1,2-TRICHLOROETHANE	1.5	5	U	U	5	5	µg/L
HAA 13A	4/27/2015	1,1,2-TRICHLOROETHANE	0.15	1	U	R	1	5	µg/L
HAA 13A	5/8/2014	1,1,2-TRICHLORO-1,2,2-TRIFLUOROETHANE	10	25	U	U	25		µg/L
HAA 13A	4/27/2015	1,1,2-TRICHLORO-1,2,2-TRIFLUOROETHANE	0.1	1	U	R	1		µg/L
HAA 13A	5/8/2014	1,1,2,2-TETRACHLOROETHANE	1.5	5	U	U	5	0.076	µg/L
HAA 13A	4/27/2015	1,1,2,2-TETRACHLOROETHANE	0.1	1	U	R	1	0.076	µg/L
HAA 13A	5/4/2010	1,1,1-TRICHLOROETHANE	0.79	2	U	U	2	200	µg/L
HAA 13A	5/4/2010	1,1,1-TRICHLOROETHANE	0.79	2	U	U	2	200	µg/L
HAA 13A	5/3/2011	1,1,1-TRICHLOROETHANE	0.15	2	U	U	2	200	µg/L
HAA 13A	5/1/2012	1,1,1-TRICHLOROETHANE	0.15	2	U	U	2	200	µg/L
HAA 13A	5/8/2013	1,1,1-TRICHLOROETHANE	0.15	2	U	U	2	200	µg/L
HAA 13A	5/8/2013	1,1,1-TRICHLOROETHANE	0.15	2	U	U	2	200	µg/L
HAA 13A	5/8/2014	1,1,1-TRICHLOROETHANE	1.5	5	U	U	5	200	µg/L
HAA 13A	4/27/2015	1,1,1-TRICHLOROETHANE	0.07	1	U	R	1	200	µg/L
HAA 13A	4/26/2016	1,1,1-TRICHLOROETHANE	15	50	U	U	50	200	µg/L

Bold indicates concentration exceeds the MCL or USEPA Regional Screening Levels, http://epa.gov/reg3hwmd/risk/human/rb-concentration_table/index.htm. (May 2016 RSL Table)

Scoping Summary for the GSA
Eastern Groundwater Operable Unit (U)
September 2018

WSRC-RP-2000-4134
Final
Appendix A, Page A-23 of A-70

Station	Date	Analyte	MDL	PQL	Lab Qual	EPA Qual	Result	MCL/RSI	Units
HAA 13A	4/26/2017	1,1,1-TRICHLOROETHANE	16.7	50	U	U	50	200	µg/L
HAA 13D	5/3/2010	TRITIUM	0.456	1.91			13.9	20	pCi/mL
HAA 13D	5/4/2011	TRITIUM	0.593	2.12			12.1	20	pCi/mL
HAA 13D	4/30/2012	TRITIUM	0.48	1.83			10.5	20	pCi/mL
HAA 13D	5/8/2013	TRITIUM	0.539	1.99			11	20	pCi/mL
HAA 13D	5/8/2014	TRITIUM	0.418	1.74			11.1	20	pCi/mL
HAA 13D	4/22/2015	TRITIUM	0.543	1.85			11	20	pCi/mL
HAA 13D	5/2/2016	TRITIUM	0.479	1.84			10.7	20	pCi/mL
HAA 13D	5/2/2016	TRITIUM	0.481	1.79			9.63	20	pCi/mL
HAA 13D	4/26/2017	TRITIUM	0.521	1.74			7.68	20	pCi/mL
HAA 13D	4/26/2017	TRITIUM	0.53	1.76			7.66	20	pCi/mL
HAA 13D	5/8/2014	TRICHLOROFLUOROMETHANE	0.3	1	U	U	1	5200	µg/L
HAA 13D	4/22/2015	TRICHLOROFLUOROMETHANE	0.11	1	U	U	1	5200	µg/L
HAA 13D	5/3/2010	TRICHLOROETHYLENE (TCE)	0.97	2	U	U	2	5	µg/L
HAA 13D	5/3/2010	TRICHLOROETHYLENE (TCE)	0.97	2	U	U	2	5	µg/L
HAA 13D	5/4/2011	TRICHLOROETHYLENE (TCE)	0.1	2	U	U	2	5	µg/L
HAA 13D	4/30/2012	TRICHLOROETHYLENE (TCE)	0.1	2	U	U	2	5	µg/L
HAA 13D	5/8/2013	TRICHLOROETHYLENE (TCE)	0.1	2	U	U	2	5	µg/L
HAA 13D	5/8/2014	TRICHLOROETHYLENE (TCE)	0.3	1	U	U	1	5	µg/L
HAA 13D	4/22/2015	TRICHLOROETHYLENE (TCE)	0.25	1	U	U	1	5	µg/L
HAA 13D	5/2/2016	TRICHLOROETHYLENE (TCE)	0.3	1	U	U	1	5	µg/L
HAA 13D	5/2/2016	TRICHLOROETHYLENE (TCE)	0.3	1	U	U	1	5	µg/L
HAA 13D	4/26/2017	TRICHLOROETHYLENE (TCE)	0.333	1	U	U	1	5	µg/L
HAA 13D	4/26/2017	TRICHLOROETHYLENE (TCE)	0.333	1	U	U	1	5	µg/L
HAA 13D	5/8/2014	TRANS-1,3-DICHLOROPROPENE	0.3	1	U	U	1	0.47	µg/L
HAA 13D	4/22/2015	TRANS-1,3-DICHLOROPROPENE	0.08	1	U	U	1	0.47	µg/L
HAA 13D	5/8/2014	TRANS-1,2-DICHLOROETHYLENE	0.3	1	U	U	1	100	µg/L
HAA 13D	4/22/2015	TRANS-1,2-DICHLOROETHYLENE	0.08	1	U	U	1	100	µg/L
HAA 13D	5/8/2014	TOLUENE	0.3	1	U	U	1	1000	µg/L
HAA 13D	4/22/2015	TOLUENE	0.07	1		U	2.4	1000	µg/L
HAA 13D	5/8/2014	TETRACHLOROETHYLENE (PCE)	0.3	1	U	U	1	5	µg/L
HAA 13D	4/22/2015	TETRACHLOROETHYLENE (PCE)	0.18	1	U	U	1	5	µg/L
HAA 13D	5/8/2014	STYRENE	0.3	1	U	U	1	100	µg/L
HAA 13D	4/22/2015	STYRENE	0.07	1	U	U	1	100	µg/L
HAA 13D	4/30/2012	SODIUM	0.04	0.4			3.59		µg/L
HAA 13D	5/8/2014	O-XYLENE	0.3	1	U	U	1	190	µg/L
HAA 13D	4/22/2015	O-XYLENE	0.06	1	U	U	1	190	µg/L
HAA 13D	5/3/2010	NONVOLATILE BETA	4.63	10	U	U	1.03	50	pCi/L
HAA 13D	5/4/2011	NONVOLATILE BETA	4.41	10.7	U	U	3.86	50	pCi/L
HAA 13D	4/30/2012	NONVOLATILE BETA	4.21	9.78	U	U	2.45	50	pCi/L
HAA 13D	5/8/2013	NONVOLATILE BETA	4.31	9.1	U	U	0.291	50	pCi/L
HAA 13D	5/8/2014	NONVOLATILE BETA	3.96	9.24	U	U	2.18	50	pCi/L
HAA 13D	5/8/2014	NONVOLATILE BETA	3.99	8.45	U	U	0.00751	50	pCi/L
HAA 13D	4/22/2015	NONVOLATILE BETA	4.56	9.84	U	U	0.922	50	pCi/L
HAA 13D	5/2/2016	NONVOLATILE BETA	4.08	9.63	U	U	2.82	50	pCi/L
HAA 13D	5/2/2016	NONVOLATILE BETA	4.09	8.68	U	U	0.201	50	pCi/L
HAA 13D	4/26/2017	NONVOLATILE BETA	4.07	10	J	J	4.12	50	pCi/L
HAA 13D	4/26/2017	NONVOLATILE BETA	3.99	9.47	U	U	2.92	50	pCi/L
HAA 13D	4/30/2012	NITRATE-NITRITE AS NITROGEN	0.01	0.02			1.68	10	mg/L
HAA 13D	5/8/2014	METHYLCYCLOHEXANE	0.3	1	U	U	1		µg/L
HAA 13D	4/22/2015	METHYLCYCLOHEXANE	0.1	4	U	U	4		µg/L
HAA 13D	5/8/2014	METHYL TERTIARY BUTYL ETHER (MTBE)	0.3	1	U	U	1	14	µg/L
HAA 13D	4/22/2015	METHYL TERTIARY BUTYL ETHER (MTBE)	0.11	2	U	U	2	14	µg/L
HAA 13D	5/8/2014	METHYL ISOBUTYL KETONE	1.5	5	U	U	5	6300	µg/L
HAA 13D	4/22/2015	METHYL ISOBUTYL KETONE	0.12	5	U	U	5	6300	µg/L
HAA 13D	5/8/2014	METHYL ETHYL KETONE	1.5	5	U	U	5	5600	µg/L
HAA 13D	4/22/2015	METHYL ETHYL KETONE	0.52	5	U	U	5	5600	µg/L
HAA 13D	5/8/2014	METHYL ACETATE	1.5	5	U	U	5	20000	µg/L
HAA 13D	4/22/2015	METHYL ACETATE	0.37	25	U	U	25	20000	µg/L
HAA 13D	5/8/2014	M,P-XYLENE	0.3	2	U	U	2	190	µg/L
HAA 13D	4/22/2015	M,P-XYLENE	0.14	2	U	U	2	190	µg/L
HAA 13D	5/3/2010	LEAD	0.4	4			10.8	15	µg/L
HAA 13D	5/4/2011	LEAD	1	10			35	15	µg/L
HAA 13D	4/30/2012	LEAD	1	10			26.8	15	µg/L
HAA 13D	5/8/2013	LEAD	1	10	J	J	1.71	15	µg/L
HAA 13D	5/8/2014	LEAD	0.5	5	J	J	0.965	15	µg/L
HAA 13D	4/22/2015	LEAD	0.5	5			7.88	15	µg/L
HAA 13D	5/2/2016	LEAD	0.5	5			33.9	15	µg/L
HAA 13D	5/2/2016	LEAD	0.5	5			20.4	15	µg/L
HAA 13D	4/26/2017	LEAD	0.5	5			5.89	15	µg/L
HAA 13D	4/26/2017	LEAD	0.5	5	J	J	4.71	15	µg/L

Bold indicates concentration exceeds the MCL or USEPA Regional Screening Levels, http://epa.gov/reg3hwmd/risk/human/rb-concentration_table/index.htm. (May 2016 RSL Table)

Scoping Summary for the GSA
Eastern Groundwater Operable Unit (U)
September 2018

WSRC-RP-2000-4134
Final
Appendix A, Page A-24 of A-70

Station	Date	Analyte	MDL	PQL	Lab Qual	EPA Qual	Result	MCL/RSL	Units
HAA 13D	4/30/2012	GROSS ALPHA	2.39	5.62	U	UJ	1.1	15	pCi/L
HAA 13D	5/8/2013	GROSS ALPHA	2.49	4.4	U	U	0.106	15	pCi/L
HAA 13D	5/8/2014	GROSS ALPHA	2.19	5.66	U	U	1.55	15	pCi/L
HAA 13D	5/8/2014	GROSS ALPHA	2.2	4.49	U	U	0.421	15	pCi/L
HAA 13D	4/22/2015	GROSS ALPHA	2.19	7.19	J	J	3.47	15	pCi/L
HAA 13D	5/2/2016	GROSS ALPHA	2.27	6.34	J	J	2.28	15	pCi/L
HAA 13D	5/2/2016	GROSS ALPHA	2.32	5.85	U	U	1.55	15	pCi/L
HAA 13D	4/26/2017	GROSS ALPHA	2.32	7.77	J	J	4.18	15	pCi/L
HAA 13D	4/26/2017	GROSS ALPHA	2.34	4.71	U	U	0.495	15	pCi/L
HAA 13D	5/8/2014	ETHYLBENZENE	0.3	1	U	U	1	700	µg/L
HAA 13D	4/22/2015	ETHYLBENZENE	0.09	1	U	U	1	700	µg/L
HAA 13D	5/8/2014	DICHLOROMETHANE (METHYLENE CHLORIDE)	1	5	U	U	5	5	µg/L
HAA 13D	4/22/2015	DICHLOROMETHANE (METHYLENE CHLORIDE)	0.27	1	U	U	1	5	µg/L
HAA 13D	5/8/2014	DICHLORODIFLUOROMETHANE	0.3	1	U	U	1	200	µg/L
HAA 13D	4/22/2015	DICHLORODIFLUOROMETHANE	0.08	2	U	U	2	200	µg/L
HAA 13D	5/8/2014	DIBROMOCHLOROMETHANE	0.3	1	U	U	1	80	µg/L
HAA 13D	4/22/2015	DIBROMOCHLOROMETHANE	0.13	1	U	U	1	80	µg/L
HAA 13D	5/8/2014	CYCLOHEXANE	0.3	1	U	U	1	13000	µg/L
HAA 13D	4/22/2015	CYCLOHEXANE	0.07	1	U	U	1	13000	µg/L
HAA 13D	5/8/2014	CUMENE (ISOPROPYLBENZENE)	0.3	1	U	U	1	450	µg/L
HAA 13D	4/22/2015	CUMENE (ISOPROPYLBENZENE)	0.08	1	U	U	1	450	µg/L
HAA 13D	5/8/2014	CIS-1,3-DICHLOROPROPENE	0.3	1	U	U	1	0.47	µg/L
HAA 13D	4/22/2015	CIS-1,3-DICHLOROPROPENE	0.07	1	U	U	1	0.47	µg/L
HAA 13D	5/8/2014	CIS-1,2-DICHLOROETHYLENE	0.3	1	U	U	1	0.47	µg/L
HAA 13D	4/22/2015	CIS-1,2-DICHLOROETHYLENE	0.09	1	U	U	1	0.47	µg/L
HAA 13D	4/30/2012	CHROMIUM	20	200	J	J	92.7	100	µg/L
HAA 13D	5/8/2014	CHLOROMETHANE (METHYL CHLORIDE)	0.3	1	U	U	0.37	190	µg/L
HAA 13D	4/22/2015	CHLOROMETHANE (METHYL CHLORIDE)	0.08	2	U	U	2	190	µg/L
HAA 13D	5/8/2014	CHLOROFORM	0.3	1	U	U	1	80	µg/L
HAA 13D	4/22/2015	CHLOROFORM	0.1	1	U	U	1	80	µg/L
HAA 13D	5/8/2014	CHLOROETHENE (VINYL CHLORIDE)	0.3	1	U	U	1	2	µg/L
HAA 13D	4/22/2015	CHLOROETHENE (VINYL CHLORIDE)	0.08	2	U	U	2	2	µg/L
HAA 13D	5/8/2014	CHLOROETHANE (ETHYL CHLORIDE)	0.3	1	U	U	1	21000	µg/L
HAA 13D	4/22/2015	CHLOROETHANE (ETHYL CHLORIDE)	0.1	2	U	U	2	21000	µg/L
HAA 13D	5/8/2014	CHLOROBENZENE	0.3	1	U	U	1	100	µg/L
HAA 13D	4/22/2015	CHLOROBENZENE	0.15	1	U	U	1	100	µg/L
HAA 13D	5/3/2010	CARBON TETRACHLORIDE	1.04	2	U	U	2	5	µg/L
HAA 13D	5/3/2010	CARBON TETRACHLORIDE	1.04	2	U	U	2	5	µg/L
HAA 13D	5/4/2011	CARBON TETRACHLORIDE	0.13	2	U	U	2	5	µg/L
HAA 13D	4/30/2012	CARBON TETRACHLORIDE	0.13	2	U	U	2	5	µg/L
HAA 13D	5/8/2013	CARBON TETRACHLORIDE	0.13	2	U	U	2	5	µg/L
HAA 13D	5/8/2014	CARBON TETRACHLORIDE	0.3	1	U	U	1	5	µg/L
HAA 13D	4/22/2015	CARBON TETRACHLORIDE	0.13	1	U	U	1	5	µg/L
HAA 13D	5/2/2016	CARBON TETRACHLORIDE	0.3	1	U	U	1	5	µg/L
HAA 13D	5/2/2016	CARBON TETRACHLORIDE	0.3	1	U	U	1	5	µg/L
HAA 13D	4/26/2017	CARBON TETRACHLORIDE	0.333	1	U	U	1	5	µg/L
HAA 13D	4/26/2017	CARBON TETRACHLORIDE	0.333	1	U	U	1	5	µg/L
HAA 13D	5/8/2014	CARBON DISULFIDE	1.5	5	U	U	5	810	µg/L
HAA 13D	4/22/2015	CARBON DISULFIDE	0.05	1	U	U	1	810	µg/L
HAA 13D	5/3/2010	CADMIUM	0.2	2	U	U	2	5	µg/L
HAA 13D	5/4/2011	CADMIUM	0.2	2	U	U	2	5	µg/L
HAA 13D	4/30/2012	CADMIUM	0.2	2	J	J	0.228	5	µg/L
HAA 13D	5/8/2013	CADMIUM	0.2	2	U	U	2	5	µg/L
HAA 13D	5/8/2014	CADMIUM	0.1	1	U	U	1	5	µg/L
HAA 13D	4/22/2015	CADMIUM	0.1	1	J	J	0.116	5	µg/L
HAA 13D	5/2/2016	CADMIUM	0.1	1	U	U	1	5	µg/L
HAA 13D	5/2/2016	CADMIUM	0.1	1	U	U	1	5	µg/L
HAA 13D	4/26/2017	CADMIUM	0.1	1	U	U	1	5	µg/L
HAA 13D	4/26/2017	CADMIUM	0.1	1	U	U	1	5	µg/L
HAA 13D	5/8/2014	BROMOMETHANE (METHYL BROMIDE)	0.3	1	U	U	1	75	µg/L
HAA 13D	4/22/2015	BROMOMETHANE (METHYL BROMIDE)	0.25	2	U	U	2	75	µg/L
HAA 13D	5/8/2014	BROMOFORM (TRIBROMOMETHANE)	0.3	1	U	U	1	80	µg/L
HAA 13D	4/22/2015	BROMOFORM (TRIBROMOMETHANE)	0.17	1	U	U	1	80	µg/L
HAA 13D	5/8/2014	BROMODICHLOROMETHANE	0.3	1	U	U	1	80	µg/L
HAA 13D	4/22/2015	BROMODICHLOROMETHANE	0.09	1	U	U	1	80	µg/L
HAA 13D	5/8/2014	BROMOCHLOROMETHANE	0.3	1	U	U	1	83	µg/L
HAA 13D	4/22/2015	BROMOCHLOROMETHANE	0.13	1	U	U	1	83	µg/L
HAA 13D	5/8/2014	BENZENE	0.3	1	U	U	1	5	µg/L
HAA 13D	4/22/2015	BENZENE	0.06	1	U	U	1	5	µg/L
HAA 13D	5/8/2014	ACETONE	1.5	5	U	U	5	14000	µg/L
HAA 13D	4/22/2015	ACETONE	0.34	2		J	4.9	14000	µg/L

Bold indicates concentration exceeds the MCL or USEPA Regional Screening Levels, http://epa.gov/reg3hwmd/risk/human/rb-concentration_table/index.htm. (May 2016 RSL Table)

Scoping Summary for the GSA
Eastern Groundwater Operable Unit (U)
September 2018

WSRC-RP-2000-4134
Final
Appendix A, Page A-25 of A-70

Station	Date	Analyte	MDL	PQL	Lab Qual	EPA Qual	Result	MCL/RSL	Units
HAA 13D	5/8/2014	2-HEXANONE	1.5	5	U	U	5	38	µg/L
HAA 13D	4/22/2015	2-HEXANONE	0.22	5	U	U	5	38	µg/L
HAA 13D	5/8/2014	1,4-DIOXANE	15	50	U	U	50	0.46	µg/L
HAA 13D	4/22/2015	1,4-DIOXANE	7.6	80	U	U	80	0.46	µg/L
HAA 13D	5/8/2014	1,4-DICHLOROBENZENE	0.3	1	U	U	1		µg/L
HAA 13D	4/22/2015	1,4-DICHLOROBENZENE	0.12	1	U	U	1		µg/L
HAA 13D	5/8/2014	1,3-DICHLOROBENZENE	0.3	1	U	U	1		µg/L
HAA 13D	4/22/2015	1,3-DICHLOROBENZENE	0.08	1	U	U	1		µg/L
HAA 13D	5/8/2014	1,2-DICHLOROPROPANE	0.3	1	U	U	1	5	µg/L
HAA 13D	4/22/2015	1,2-DICHLOROPROPANE	0.1	1	U	U	1	5	µg/L
HAA 13D	5/8/2014	1,2-DICHLOROETHANE (EDC)	0.3	1	U	U	1	5	µg/L
HAA 13D	4/22/2015	1,2-DICHLOROETHANE (EDC)	0.1	1	U	U	1	5	µg/L
HAA 13D	5/8/2014	1,2-DICHLOROBENZENE	0.3	1	U	U	1	600	µg/L
HAA 13D	4/22/2015	1,2-DICHLOROBENZENE	0.06	1	U	U	1	600	µg/L
HAA 13D	5/8/2014	1,2-DIBROMOETHANE	0.3	1	U	U	1	0.5	µg/L
HAA 13D	4/22/2015	1,2-DIBROMOETHANE	0.13	1	U	U	1	0.5	µg/L
HAA 13D	5/8/2014	1,2-DIBROMO-3-CHLOROPROPANE	0.5	1	U	U	1	0.2	µg/L
HAA 13D	4/22/2015	1,2-DIBROMO-3-CHLOROPROPANE	0.41	1	U	U	1	0.2	µg/L
HAA 13D	5/8/2014	1,2,4-TRICHLOROBENZENE	0.3	1	U	U	1	7	µg/L
HAA 13D	4/22/2015	1,2,4-TRICHLOROBENZENE	0.08	1	U	U	1	7	µg/L
HAA 13D	5/8/2014	1,2,3-TRICHLOROBENZENE	0.3	1	U	U	1	7	µg/L
HAA 13D	4/22/2015	1,2,3-TRICHLOROBENZENE	0.09	1	U	U	1	7	µg/L
HAA 13D	5/8/2014	1,1-DICHLOROETHYLENE	0.3	1	U	U	1	7	µg/L
HAA 13D	4/22/2015	1,1-DICHLOROETHYLENE	0.08	1	U	U	1	7	µg/L
HAA 13D	5/3/2010	1,1-DICHLOROETHANE	0.9	2	U	U	2	2.8	µg/L
HAA 13D	5/3/2010	1,1-DICHLOROETHANE	0.9	2	U	U	2	2.8	µg/L
HAA 13D	5/4/2011	1,1-DICHLOROETHANE	0.1	2	U	U	2	2.8	µg/L
HAA 13D	4/30/2012	1,1-DICHLOROETHANE	0.1	2	U	U	2	2.8	µg/L
HAA 13D	5/8/2013	1,1-DICHLOROETHANE	0.1	2	U	U	2	2.8	µg/L
HAA 13D	5/8/2014	1,1-DICHLOROETHANE	0.3	1	U	U	1	2.8	µg/L
HAA 13D	4/22/2015	1,1-DICHLOROETHANE	0.07	1	U	U	1	2.8	µg/L
HAA 13D	5/2/2016	1,1-DICHLOROETHANE	0.3	1	U	U	1	2.8	µg/L
HAA 13D	5/2/2016	1,1-DICHLOROETHANE	0.3	1	U	U	1	2.8	µg/L
HAA 13D	4/26/2017	1,1-DICHLOROETHANE	0.333	1	U	U	1	2.8	µg/L
HAA 13D	4/26/2017	1,1-DICHLOROETHANE	0.333	1	U	U	1	2.8	µg/L
HAA 13D	5/8/2014	1,1,2-TRICHLOROETHANE	0.3	1	U	U	1	5	µg/L
HAA 13D	4/22/2015	1,1,2-TRICHLOROETHANE	0.15	1	U	U	1	5	µg/L
HAA 13D	5/8/2014	1,1,2-TRICHLORO-1,2,2-TRIFLUOROETHANE	2	5	U	U	5		µg/L
HAA 13D	4/22/2015	1,1,2-TRICHLORO-1,2,2-TRIFLUOROETHANE	0.1	1	U	U	1		µg/L
HAA 13D	5/8/2014	1,1,2,2-TETRACHLOROETHANE	0.3	1	U	U	1	0.076	µg/L
HAA 13D	4/22/2015	1,1,2,2-TETRACHLOROETHANE	0.1	1	U	U	1	0.076	µg/L
HAA 13D	5/3/2010	1,1,1-TRICHLOROETHANE	0.79	2	U	U	2	200	µg/L
HAA 13D	5/3/2010	1,1,1-TRICHLOROETHANE	0.79	2	U	U	2	200	µg/L
HAA 13D	5/4/2011	1,1,1-TRICHLOROETHANE	0.15	2	U	U	2	200	µg/L
HAA 13D	4/30/2012	1,1,1-TRICHLOROETHANE	0.15	2	U	U	2	200	µg/L
HAA 13D	5/8/2013	1,1,1-TRICHLOROETHANE	0.15	2	U	U	2	200	µg/L
HAA 13D	5/8/2014	1,1,1-TRICHLOROETHANE	0.3	1	U	U	1	200	µg/L
HAA 13D	4/22/2015	1,1,1-TRICHLOROETHANE	0.07	1	U	U	1	200	µg/L
HAA 13D	5/2/2016	1,1,1-TRICHLOROETHANE	0.3	1	U	U	1	200	µg/L
HAA 13D	5/2/2016	1,1,1-TRICHLOROETHANE	0.3	1	U	U	1	200	µg/L
HAA 13D	4/26/2017	1,1,1-TRICHLOROETHANE	0.333	1	U	U	1	200	µg/L
HAA 13D	4/26/2017	1,1,1-TRICHLOROETHANE	0.333	1	U	U	1	200	µg/L
HAA 14A	5/3/2010	TRITIUM	0.458	0.977	U	U	-0.0887	20	pCi/mL
HAA 14A	5/3/2011	TRITIUM	0.463	1.02	U	U	0.171	20	pCi/mL
HAA 14A	6/12/2012	TRITIUM	0.478	1.02	U	U	-0.0603	20	pCi/mL
HAA 14A	5/7/2013	TRITIUM	0.398	0.941	J	U	0.606	20	pCi/mL
HAA 14A	5/7/2013	TRITIUM	0.397	0.926	J	U	0.519	20	pCi/mL
HAA 14A	5/7/2014	TRITIUM	0.377	0.839	U	U	0.207	20	pCi/mL
HAA 14A	4/27/2015	TRITIUM	0.418	0.912	U	U	0.0965	20	pCi/mL
HAA 14A	4/27/2015	TRITIUM	0.416	0.905	U	U	0.0817	20	pCi/mL
HAA 14A	4/27/2015	TRITIUM	0.417	0.9	U	U	0.0339	20	pCi/mL
HAA 14A	5/2/2016	TRITIUM	0.477	1	U	U	-0.19	20	pCi/mL
HAA 14A	5/8/2017	TRITIUM	0.449	0.985	U	U	0.147	20	pCi/mL
HAA 14A	5/7/2014	TRICHLOROFLUOROMETHANE	0.3	1	U	U	1	5200	µg/L
HAA 14A	4/27/2015	TRICHLOROFLUOROMETHANE	0.11	1	U	U	1	5200	µg/L
HAA 14A	4/27/2015	TRICHLOROFLUOROMETHANE	0.11	1	U	U	1	5200	µg/L
HAA 14A	5/3/2010	TRICHLOROETHYLENE (TCE)	0.97	2	U	U	2	5	µg/L
HAA 14A	5/3/2011	TRICHLOROETHYLENE (TCE)	0.1	2	U	U	2	5	µg/L
HAA 14A	6/12/2012	TRICHLOROETHYLENE (TCE)	0.1	2	U	U	2	5	µg/L
HAA 14A	5/7/2013	TRICHLOROETHYLENE (TCE)	0.1	2	U	U	2	5	µg/L
HAA 14A	5/7/2014	TRICHLOROETHYLENE (TCE)	0.3	1	U	U	1	5	µg/L

Bold indicates concentration exceeds the MCL or USEPA Regional Screening Levels, http://epa.gov/reg3hwmd/risk/human/rb-concentration_table/index.htm. (May 2016 RSL Table)

Scoping Summary for the GSA
Eastern Groundwater Operable Unit (U)
September 2018

WSRC-RP-2000-4134
Final
Appendix A, Page A-26 of A-70

Station	Date	Analyte	MDL	PQL	Lab Qual	EPA Qual	Result	MCL/RSI	Units
HAA 14A	4/27/2015	TRICHLOROETHYLENE (TCE)	0.25	1	U	U	1	5	µg/L
HAA 14A	4/27/2015	TRICHLOROETHYLENE (TCE)	0.25	1	U	U	1	5	µg/L
HAA 14A	5/2/2016	TRICHLOROETHYLENE (TCE)	0.3	1	U	U	1	5	µg/L
HAA 14A	5/8/2017	TRICHLOROETHYLENE (TCE)	0.333	1	U	U	1	5	µg/L
HAA 14A	5/7/2014	TRANS-1,3-DICHLOROPROPENE	0.3	1	U	U	1	0.47	µg/L
HAA 14A	4/27/2015	TRANS-1,3-DICHLOROPROPENE	0.08	1	U	U	1	0.47	µg/L
HAA 14A	4/27/2015	TRANS-1,3-DICHLOROPROPENE	0.08	1	U	U	1	0.47	µg/L
HAA 14A	5/7/2014	TRANS-1,2-DICHLOROETHYLENE	0.3	1	U	U	1	100	µg/L
HAA 14A	4/27/2015	TRANS-1,2-DICHLOROETHYLENE	0.08	1	U	U	1	100	µg/L
HAA 14A	4/27/2015	TRANS-1,2-DICHLOROETHYLENE	0.08	1	U	U	1	100	µg/L
HAA 14A	5/7/2014	TOLUENE	0.3	1	U	U	1	1000	µg/L
HAA 14A	4/27/2015	TOLUENE	0.07	1		J	3.8	1000	µg/L
HAA 14A	4/27/2015	TOLUENE	0.07	1		UJ	1.4	1000	µg/L
HAA 14A	5/7/2014	TETRACHLOROETHYLENE (PCE)	0.3	1	U	U	1	5	µg/L
HAA 14A	4/27/2015	TETRACHLOROETHYLENE (PCE)	0.18	1	U	U	1	5	µg/L
HAA 14A	4/27/2015	TETRACHLOROETHYLENE (PCE)	0.18	1	U	U	1	5	µg/L
HAA 14A	5/7/2014	STYRENE	0.3	1	U	U	1	100	µg/L
HAA 14A	4/27/2015	STYRENE	0.07	1	U	U	1	100	µg/L
HAA 14A	4/27/2015	STYRENE	0.07	1	U	U	1	100	µg/L
HAA 14A	6/12/2012	SODIUM	0.1	1			3.54		µg/L
HAA 14A	6/12/2012	SILVER	2.5	25	U	U	25	94	µg/L
HAA 14A	6/12/2012	SELENIUM	10	100	U	U	100	50	µg/L
HAA 14A	5/7/2014	O-XYLENE	0.3	1	U	U	1	190	µg/L
HAA 14A	4/27/2015	O-XYLENE	0.06	1	U	U	1	190	µg/L
HAA 14A	4/27/2015	O-XYLENE	0.06	1	U	U	1	190	µg/L
HAA 14A	5/3/2010	NONVOLATILE BETA	4.27	8.83	U	U	0.0133	50	pCi/L
HAA 14A	5/3/2011	NONVOLATILE BETA	4.2	9.54	U	U	1.8	50	pCi/L
HAA 14A	6/12/2012	NONVOLATILE BETA	4.11	9.75	U	U	2.9	50	pCi/L
HAA 14A	5/7/2013	NONVOLATILE BETA	4.47	9.22	U	U	-0.266	50	pCi/L
HAA 14A	5/7/2014	NONVOLATILE BETA	4.59	9.92	U	U	0.796	50	pCi/L
HAA 14A	4/27/2015	NONVOLATILE BETA	4.18	9.23	U	U	1.41	50	pCi/L
HAA 14A	4/27/2015	NONVOLATILE BETA	4.17	8.45	U	U	-0.489	50	pCi/L
HAA 14A	5/2/2016	NONVOLATILE BETA	4.07	9.19	U	U	1.67	50	pCi/L
HAA 14A	5/8/2017	NONVOLATILE BETA	2.86	6.87	U	U	1.43	50	pCi/L
HAA 14A	6/12/2012	NITRATE-NITRITE AS NITROGEN	0.01	0.02			0.0837	10	mg/L
HAA 14A	5/7/2014	METHYLCYCLOHEXANE	0.3	1	U	U	1		µg/L
HAA 14A	4/27/2015	METHYLCYCLOHEXANE	0.1	4	U	U	4		µg/L
HAA 14A	4/27/2015	METHYLCYCLOHEXANE	0.1	4	U	U	4		µg/L
HAA 14A	5/7/2014	METHYL TERTIARY BUTYL ETHER (MTBE)	0.3	1	U	U	1	14	µg/L
HAA 14A	4/27/2015	METHYL TERTIARY BUTYL ETHER (MTBE)	0.11	2	U	U	2	14	µg/L
HAA 14A	4/27/2015	METHYL TERTIARY BUTYL ETHER (MTBE)	0.11	2	U	U	2	14	µg/L
HAA 14A	5/7/2014	METHYL ISOBUTYL KETONE	1.5	5	U	U	5	6300	µg/L
HAA 14A	4/27/2015	METHYL ISOBUTYL KETONE	0.12	5	U	U	5	6300	µg/L
HAA 14A	4/27/2015	METHYL ISOBUTYL KETONE	0.12	5	U	U	5	6300	µg/L
HAA 14A	5/7/2014	METHYL ETHYL KETONE	1.5	5	U	U	5	5600	µg/L
HAA 14A	4/27/2015	METHYL ETHYL KETONE	0.52	5	U	U	5	5600	µg/L
HAA 14A	4/27/2015	METHYL ETHYL KETONE	0.52	5	U	U	5	5600	µg/L
HAA 14A	5/7/2014	METHYL ACETATE	1.5	5	U	U	5	20000	µg/L
HAA 14A	4/27/2015	METHYL ACETATE	0.37	25	U	U	25	20000	µg/L
HAA 14A	4/27/2015	METHYL ACETATE	0.37	25	U	U	25	20000	µg/L
HAA 14A	5/7/2014	M,P-XYLENE	0.3	2	U	U	2	190	µg/L
HAA 14A	4/27/2015	M,P-XYLENE	0.14	2	U	U	2	190	µg/L
HAA 14A	4/27/2015	M,P-XYLENE	0.14	2	U	U	2	190	µg/L
HAA 14A	5/3/2010	LEAD	0.4	4	U	U	4	15	µg/L
HAA 14A	5/3/2011	LEAD	1	10	U	U	10	15	µg/L
HAA 14A	6/12/2012	LEAD	2.5	25	U	U	25	15	µg/L
HAA 14A	5/7/2013	LEAD	1	10	U	U	10	15	µg/L
HAA 14A	5/7/2014	LEAD	0.5	5	J	J	0.674	15	µg/L
HAA 14A	4/27/2015	LEAD	0.5	5	J	J	4	15	µg/L
HAA 14A	4/27/2015	LEAD	0.5	5	J	J	3.1	15	µg/L
HAA 14A	5/2/2016	LEAD	0.5	5	U	U	5	15	µg/L
HAA 14A	5/8/2017	LEAD	0.5	5	U	U	5	15	µg/L
HAA 14A	6/12/2012	GROSS ALPHA	2.42	4.38	U	U	0.187	15	pCi/L
HAA 14A	5/7/2013	GROSS ALPHA	2.52	6.21	U	U	1.46	15	pCi/L
HAA 14A	5/7/2014	GROSS ALPHA	2.18	7.15	J	J	3.6	15	pCi/L
HAA 14A	4/27/2015	GROSS ALPHA	2.08	4.37	U	U	0.546	15	pCi/L
HAA 14A	4/27/2015	GROSS ALPHA	2.09	4.39	U	U	0.545	15	pCi/L
HAA 14A	5/2/2016	GROSS ALPHA	2.27	5.37	U	U	1.14	15	pCi/L
HAA 14A	5/8/2017	GROSS ALPHA	1.43	3.59	U	U	1	15	pCi/L
HAA 14A	5/7/2014	ETHYLBENZENE	0.3	1	U	U	1	700	µg/L
HAA 14A	4/27/2015	ETHYLBENZENE	0.09	1	U	U	1	700	µg/L

Bold indicates concentration exceeds the MCL or USEPA Regional Screening Levels, http://epa.gov/reg3hwmd/risk/human/rb-concentration_table/index.htm. (May 2016 RSL Table)

Scoping Summary for the GSA
Eastern Groundwater Operable Unit (U)
September 2018

WSRC-RP-2000-4134
Final
Appendix A, Page A-27 of A-70

Station	Date	Analyte	MDL	PQL	Lab Qual	EPA Qual	Result	MCL/RSL	Units
HAA 14A	4/27/2015	ETHYLBENZENE	0.09	1	U	U	1	700	µg/L
HAA 14A	5/7/2014	DICHLOROMETHANE (METHYLENE CHLORIDE)	1	5	U	U	5	5	µg/L
HAA 14A	4/27/2015	DICHLOROMETHANE (METHYLENE CHLORIDE)	0.27	1	U	U	1	5	µg/L
HAA 14A	4/27/2015	DICHLOROMETHANE (METHYLENE CHLORIDE)	0.27	1	U	U	1	5	µg/L
HAA 14A	5/7/2014	DICHLORODIFLUOROMETHANE	0.3	1	U	U	1	200	µg/L
HAA 14A	4/27/2015	DICHLORODIFLUOROMETHANE	0.08	2	U	U	2	200	µg/L
HAA 14A	4/27/2015	DICHLORODIFLUOROMETHANE	0.08	2	U	U	2	200	µg/L
HAA 14A	5/7/2014	DIBROMOCHLOROMETHANE	0.3	1	U	U	1	80	µg/L
HAA 14A	4/27/2015	DIBROMOCHLOROMETHANE	0.13	1	U	U	1	80	µg/L
HAA 14A	4/27/2015	DIBROMOCHLOROMETHANE	0.13	1	U	U	1	80	µg/L
HAA 14A	5/7/2014	CYCLOHEXANE	0.3	1	U	U	1	13000	µg/L
HAA 14A	4/27/2015	CYCLOHEXANE	0.07	1	U	U	1	13000	µg/L
HAA 14A	4/27/2015	CYCLOHEXANE	0.07	1	U	U	1	13000	µg/L
HAA 14A	5/7/2014	CUMENE (ISOPROPYLBENZENE)	0.3	1	U	U	1	450	µg/L
HAA 14A	4/27/2015	CUMENE (ISOPROPYLBENZENE)	0.08	1	U	U	1	450	µg/L
HAA 14A	4/27/2015	CUMENE (ISOPROPYLBENZENE)	0.08	1	U	U	1	450	µg/L
HAA 14A	5/7/2014	CIS-1,3-DICHLOROPROPENE	0.3	1	U	U	1	0.47	µg/L
HAA 14A	4/27/2015	CIS-1,3-DICHLOROPROPENE	0.07	1	U	U	1	0.47	µg/L
HAA 14A	4/27/2015	CIS-1,3-DICHLOROPROPENE	0.07	1	U	U	1	0.47	µg/L
HAA 14A	5/7/2014	CIS-1,2-DICHLOROETHYLENE	0.3	1	U	U	1	0.47	µg/L
HAA 14A	4/27/2015	CIS-1,2-DICHLOROETHYLENE	0.09	1	U	U	1	0.47	µg/L
HAA 14A	4/27/2015	CIS-1,2-DICHLOROETHYLENE	0.09	1	U	U	1	0.47	µg/L
HAA 14A	6/12/2012	CHROMIUM	50	500	U	U	500	100	µg/L
HAA 14A	5/7/2014	CHLOROMETHANE (METHYL CHLORIDE)	0.3	1	U	U	1	190	µg/L
HAA 14A	4/27/2015	CHLOROMETHANE (METHYL CHLORIDE)	0.08	2	U	U	2	190	µg/L
HAA 14A	4/27/2015	CHLOROMETHANE (METHYL CHLORIDE)	0.08	2	U	U	2	190	µg/L
HAA 14A	5/7/2014	CHLOROFORM	0.3	1	U	U	1	80	µg/L
HAA 14A	4/27/2015	CHLOROFORM	0.1	1	U	U	1	80	µg/L
HAA 14A	4/27/2015	CHLOROFORM	0.1	1	U	U	1	80	µg/L
HAA 14A	5/7/2014	CHLOROETHENE (VINYL CHLORIDE)	0.3	1	U	U	1	2	µg/L
HAA 14A	4/27/2015	CHLOROETHENE (VINYL CHLORIDE)	0.08	2	U	U	2	2	µg/L
HAA 14A	4/27/2015	CHLOROETHENE (VINYL CHLORIDE)	0.08	2	U	U	2	2	µg/L
HAA 14A	5/7/2014	CHLOROETHANE (ETHYL CHLORIDE)	0.3	1	U	U	1	21000	µg/L
HAA 14A	4/27/2015	CHLOROETHANE (ETHYL CHLORIDE)	0.1	2	U	U	2	21000	µg/L
HAA 14A	4/27/2015	CHLOROETHANE (ETHYL CHLORIDE)	0.1	2	U	U	2	21000	µg/L
HAA 14A	5/7/2014	CHLOROBENZENE	0.3	1	U	U	1	100	µg/L
HAA 14A	4/27/2015	CHLOROBENZENE	0.15	1	U	U	1	100	µg/L
HAA 14A	4/27/2015	CHLOROBENZENE	0.15	1	U	U	1	100	µg/L
HAA 14A	5/3/2010	CARBON TETRACHLORIDE	1.04	2	U	U	2	5	µg/L
HAA 14A	5/3/2011	CARBON TETRACHLORIDE	0.13	2	U	U	2	5	µg/L
HAA 14A	6/12/2012	CARBON TETRACHLORIDE	0.13	2	U	U	2	5	µg/L
HAA 14A	5/7/2013	CARBON TETRACHLORIDE	0.13	2	U	U	2	5	µg/L
HAA 14A	5/7/2014	CARBON TETRACHLORIDE	0.3	1	U	U	1	5	µg/L
HAA 14A	4/27/2015	CARBON TETRACHLORIDE	0.13	1	U	U	1	5	µg/L
HAA 14A	4/27/2015	CARBON TETRACHLORIDE	0.13	1	U	U	1	5	µg/L
HAA 14A	5/2/2016	CARBON TETRACHLORIDE	0.3	1	U	U	1	5	µg/L
HAA 14A	5/8/2017	CARBON TETRACHLORIDE	0.333	1	U	U	1	5	µg/L
HAA 14A	5/7/2014	CARBON DISULFIDE	1.5	5	U	U	5	810	µg/L
HAA 14A	4/27/2015	CARBON DISULFIDE	0.05	1	U	U	1	810	µg/L
HAA 14A	4/27/2015	CARBON DISULFIDE	0.05	1	U	U	1	810	µg/L
HAA 14A	5/3/2010	CADMIUM	0.2	2	U	U	2	5	µg/L
HAA 14A	5/3/2011	CADMIUM	0.2	2	U	U	2	5	µg/L
HAA 14A	6/12/2012	CADMIUM	0.5	5	U	U	5	5	µg/L
HAA 14A	5/7/2013	CADMIUM	0.2	2	U	U	2	5	µg/L
HAA 14A	5/7/2014	CADMIUM	0.1	1	U	U	1	5	µg/L
HAA 14A	4/27/2015	CADMIUM	0.1	1	U	U	1	5	µg/L
HAA 14A	4/27/2015	CADMIUM	0.1	1	U	U	1	5	µg/L
HAA 14A	5/2/2016	CADMIUM	0.1	1	U	U	1	5	µg/L
HAA 14A	5/8/2017	CADMIUM	0.1	1	U	U	1	5	µg/L
HAA 14A	5/7/2014	BROMOMETHANE (METHYL BROMIDE)	0.3	1	U	U	1	75	µg/L
HAA 14A	4/27/2015	BROMOMETHANE (METHYL BROMIDE)	0.25	2	U	U	2	75	µg/L
HAA 14A	4/27/2015	BROMOMETHANE (METHYL BROMIDE)	0.25	2	U	U	2	75	µg/L
HAA 14A	5/7/2014	BROMOFORM (TRIBROMOMETHANE)	0.3	1	U	U	1	80	µg/L
HAA 14A	4/27/2015	BROMOFORM (TRIBROMOMETHANE)	0.17	1	U	U	1	80	µg/L
HAA 14A	4/27/2015	BROMOFORM (TRIBROMOMETHANE)	0.17	1	U	U	1	80	µg/L
HAA 14A	5/7/2014	BROMODICHLOROMETHANE	0.3	1	U	U	1	80	µg/L
HAA 14A	4/27/2015	BROMODICHLOROMETHANE	0.09	1	U	U	1	80	µg/L
HAA 14A	4/27/2015	BROMODICHLOROMETHANE	0.09	1	U	U	1	80	µg/L
HAA 14A	5/7/2014	BROMOCHLOROMETHANE	0.3	1	U	U	1	83	µg/L
HAA 14A	4/27/2015	BROMOCHLOROMETHANE	0.13	1	U	U	1	83	µg/L
HAA 14A	4/27/2015	BROMOCHLOROMETHANE	0.13	1	U	U	1	83	µg/L

Bold indicates concentration exceeds the MCL or USEPA Regional Screening Levels, http://epa.gov/reg3hwmd/risk/human/rb-concentration_table/index.htm. (May 2016 RSL Table)

Scoping Summary for the GSA
Eastern Groundwater Operable Unit (U)
September 2018

WSRC-RP-2000-4134
Final
Appendix A, Page A-28 of A-70

Station	Date	Analyte	MDL	PQL	Lab Qual	EPA Qual	Result	MCL/RSL	Units
HAA 14A	6/12/2012	BERYLLIUM	0.5	5	U	U	5	4	µg/L
HAA 14A	5/7/2014	BENZENE	0.3	1	U	U	1	5	µg/L
HAA 14A	4/27/2015	BENZENE	0.06	1	U	U	1	5	µg/L
HAA 14A	4/27/2015	BENZENE	0.06	1	U	U	1	5	µg/L
HAA 14A	6/12/2012	BARIUM	10	100	J	J	23.9	2000	µg/L
HAA 14A	6/12/2012	ARSENIC	25	250	U	U	250	10	µg/L
HAA 14A	5/7/2014	ACETONE	1.5	5	U	U	5	14000	µg/L
HAA 14A	4/27/2015	ACETONE	0.34	2	U	U	2	14000	µg/L
HAA 14A	4/27/2015	ACETONE	0.34	2	U	U	2	14000	µg/L
HAA 14A	5/7/2014	2-HEXANONE	1.5	5	U	U	5	38	µg/L
HAA 14A	4/27/2015	2-HEXANONE	0.22	5	U	U	5	38	µg/L
HAA 14A	4/27/2015	2-HEXANONE	0.22	5	U	U	5	38	µg/L
HAA 14A	5/7/2014	1,4-DIOXANE	15	50	U	U	50	0.46	µg/L
HAA 14A	4/27/2015	1,4-DIOXANE	7.6	80	U	U	80	0.46	µg/L
HAA 14A	4/27/2015	1,4-DIOXANE	7.6	80	U	U	80	0.46	µg/L
HAA 14A	5/7/2014	1,4-DICHLOROBENZENE	0.3	1	U	U	1		µg/L
HAA 14A	4/27/2015	1,4-DICHLOROBENZENE	0.12	1	U	U	1		µg/L
HAA 14A	4/27/2015	1,4-DICHLOROBENZENE	0.12	1	U	U	1		µg/L
HAA 14A	5/7/2014	1,3-DICHLOROBENZENE	0.3	1	U	U	1		µg/L
HAA 14A	4/27/2015	1,3-DICHLOROBENZENE	0.08	1	U	U	1		µg/L
HAA 14A	4/27/2015	1,3-DICHLOROBENZENE	0.08	1	U	U	1		µg/L
HAA 14A	5/7/2014	1,2-DICHLOROPROPANE	0.3	1	U	U	1	5	µg/L
HAA 14A	4/27/2015	1,2-DICHLOROPROPANE	0.1	1	U	U	1	5	µg/L
HAA 14A	4/27/2015	1,2-DICHLOROPROPANE	0.1	1	U	U	1	5	µg/L
HAA 14A	5/7/2014	1,2-DICHLOROETHANE (EDC)	0.3	1	U	U	1	5	µg/L
HAA 14A	4/27/2015	1,2-DICHLOROETHANE (EDC)	0.1	1	U	U	1	5	µg/L
HAA 14A	4/27/2015	1,2-DICHLOROETHANE (EDC)	0.1	1	U	U	1	5	µg/L
HAA 14A	5/7/2014	1,2-DICHLOROBENZENE	0.3	1	U	U	1	600	µg/L
HAA 14A	4/27/2015	1,2-DICHLOROBENZENE	0.06	1	U	U	1	600	µg/L
HAA 14A	4/27/2015	1,2-DICHLOROBENZENE	0.06	1	U	U	1	600	µg/L
HAA 14A	5/7/2014	1,2-DIBROMOETHANE	0.3	1	U	U	1	0.5	µg/L
HAA 14A	4/27/2015	1,2-DIBROMOETHANE	0.13	1	U	U	1	0.5	µg/L
HAA 14A	4/27/2015	1,2-DIBROMOETHANE	0.13	1	U	U	1	0.5	µg/L
HAA 14A	5/7/2014	1,2-DIBROMO-3-CHLOROPROPANE	0.5	1	U	U	1	0.2	µg/L
HAA 14A	4/27/2015	1,2-DIBROMO-3-CHLOROPROPANE	0.41	1	U	U	1	0.2	µg/L
HAA 14A	4/27/2015	1,2-DIBROMO-3-CHLOROPROPANE	0.41	1	U	U	1	0.2	µg/L
HAA 14A	5/7/2014	1,2,4-TRICHLOROBENZENE	0.3	1	U	U	1	7	µg/L
HAA 14A	4/27/2015	1,2,4-TRICHLOROBENZENE	0.08	1	U	U	1	7	µg/L
HAA 14A	4/27/2015	1,2,4-TRICHLOROBENZENE	0.08	1	U	U	1	7	µg/L
HAA 14A	5/7/2014	1,2,3-TRICHLOROBENZENE	0.3	1	U	U	1	7	µg/L
HAA 14A	4/27/2015	1,2,3-TRICHLOROBENZENE	0.09	1	U	U	1	7	µg/L
HAA 14A	4/27/2015	1,2,3-TRICHLOROBENZENE	0.09	1	U	U	1	7	µg/L
HAA 14A	5/7/2014	1,1-DICHLOROETHYLENE	0.3	1	U	U	1	7	µg/L
HAA 14A	4/27/2015	1,1-DICHLOROETHYLENE	0.08	1	U	U	1	7	µg/L
HAA 14A	4/27/2015	1,1-DICHLOROETHYLENE	0.08	1	U	U	1	7	µg/L
HAA 14A	5/3/2010	1,1-DICHLOROETHANE	0.9	2	U	U	2	2.8	µg/L
HAA 14A	5/3/2011	1,1-DICHLOROETHANE	0.1	2	U	U	2	2.8	µg/L
HAA 14A	6/12/2012	1,1-DICHLOROETHANE	0.1	2	U	U	2	2.8	µg/L
HAA 14A	5/7/2013	1,1-DICHLOROETHANE	0.1	2	U	U	2	2.8	µg/L
HAA 14A	5/7/2014	1,1-DICHLOROETHANE	0.3	1	U	U	1	2.8	µg/L
HAA 14A	4/27/2015	1,1-DICHLOROETHANE	0.07	1	U	U	1	2.8	µg/L
HAA 14A	4/27/2015	1,1-DICHLOROETHANE	0.07	1	U	U	1	2.8	µg/L
HAA 14A	5/2/2016	1,1-DICHLOROETHANE	0.3	1	U	U	1	2.8	µg/L
HAA 14A	5/8/2017	1,1-DICHLOROETHANE	0.333	1	U	U	1	2.8	µg/L
HAA 14A	5/7/2014	1,1,2-TRICHLOROETHANE	0.3	1	U	U	1	5	µg/L
HAA 14A	4/27/2015	1,1,2-TRICHLOROETHANE	0.15	1	U	U	1	5	µg/L
HAA 14A	4/27/2015	1,1,2-TRICHLOROETHANE	0.15	1	U	U	1	5	µg/L
HAA 14A	5/7/2014	1,1,2-TRICHLORO-1,2,2-TRIFLUOROETHANE	2	5	U	U	5		µg/L
HAA 14A	4/27/2015	1,1,2-TRICHLORO-1,2,2-TRIFLUOROETHANE	0.1	1	U	U	1		µg/L
HAA 14A	4/27/2015	1,1,2-TRICHLORO-1,2,2-TRIFLUOROETHANE	0.1	1	U	U	1		µg/L
HAA 14A	5/7/2014	1,1,2,2-TETRACHLOROETHANE	0.3	1	U	U	1	0.076	µg/L
HAA 14A	4/27/2015	1,1,2,2-TETRACHLOROETHANE	0.1	1	U	U	1	0.076	µg/L
HAA 14A	4/27/2015	1,1,2,2-TETRACHLOROETHANE	0.1	1	U	U	1	0.076	µg/L
HAA 14A	5/3/2010	1,1,1-TRICHLOROETHANE	0.79	2	U	U	2	200	µg/L
HAA 14A	5/3/2011	1,1,1-TRICHLOROETHANE	0.15	2	U	U	2	200	µg/L
HAA 14A	6/12/2012	1,1,1-TRICHLOROETHANE	0.15	2	U	U	2	200	µg/L
HAA 14A	5/7/2013	1,1,1-TRICHLOROETHANE	0.15	2	U	U	2	200	µg/L
HAA 14A	5/7/2014	1,1,1-TRICHLOROETHANE	0.3	1	U	U	1	200	µg/L
HAA 14A	4/27/2015	1,1,1-TRICHLOROETHANE	0.07	1	U	U	1	200	µg/L
HAA 14A	4/27/2015	1,1,1-TRICHLOROETHANE	0.07	1	U	U	1	200	µg/L
HAA 14A	5/2/2016	1,1,1-TRICHLOROETHANE	0.3	1	U	U	1	200	µg/L

Bold indicates concentration exceeds the MCL or USEPA Regional Screening Levels, http://epa.gov/reg3hwmd/risk/human/rb-concentration_table/index.htm. (May 2016 RSL Table)

Scoping Summary for the GSA
Eastern Groundwater Operable Unit (U)
September 2018

WSRC-RP-2000-4134
Final
Appendix A, Page A-29 of A-70

Station	Date	Analyte	MDL	PQL	Lab Qual	EPA Qual	Result	MCL/RSL	Units
HAA 14A	5/8/2017	1,1,1-TRICHLOROETHANE	0.333	1	U	U	1	200	µg/L
HAA 14D	5/3/2010	TRITIUM	0.459	1.69			9.21	20	pCi/mL
HAA 14D	5/3/2011	TRITIUM	0.463	1.72			9.21	20	pCi/mL
HAA 14D	6/12/2012	TRITIUM	0.483	1.77			9.35	20	pCi/mL
HAA 14D	5/7/2013	TRITIUM	0.396	1.58			8.26	20	pCi/mL
HAA 14D	5/7/2014	TRITIUM	0.379	1.42			6.5	20	pCi/mL
HAA 14D	4/27/2015	TRITIUM	0.415	1.42			5.57	20	pCi/mL
HAA 14D	5/2/2016	TRITIUM	0.476	1.58			6.31	20	pCi/mL
HAA 14D	5/8/2017	TRITIUM	0.445	1.51			5.92	20	pCi/mL
HAA 14D	5/7/2014	TRICHLOROFLUOROMETHANE	0.3	1	U	U	1	5200	µg/L
HAA 14D	4/27/2015	TRICHLOROFLUOROMETHANE	0.11	1	U	U	1	5200	µg/L
HAA 14D	5/3/2010	TRICHLOROETHYLENE (TCE)	0.97	2	U	U	2	5	µg/L
HAA 14D	5/3/2011	TRICHLOROETHYLENE (TCE)	0.1	2	U	U	2	5	µg/L
HAA 14D	6/12/2012	TRICHLOROETHYLENE (TCE)	0.1	2	U	U	2	5	µg/L
HAA 14D	5/7/2013	TRICHLOROETHYLENE (TCE)	0.1	2	U	U	2	5	µg/L
HAA 14D	5/7/2014	TRICHLOROETHYLENE (TCE)	0.3	1	U	U	1	5	µg/L
HAA 14D	4/27/2015	TRICHLOROETHYLENE (TCE)	0.25	1	U	U	1	5	µg/L
HAA 14D	5/2/2016	TRICHLOROETHYLENE (TCE)	0.3	1	U	U	1	5	µg/L
HAA 14D	5/8/2017	TRICHLOROETHYLENE (TCE)	0.333	1	U	U	1	5	µg/L
HAA 14D	5/7/2014	TRANS-1,3-DICHLOROPROPENE	0.3	1	U	U	1	0.47	µg/L
HAA 14D	4/27/2015	TRANS-1,3-DICHLOROPROPENE	0.08	1	U	U	1	0.47	µg/L
HAA 14D	5/7/2014	TRANS-1,2-DICHLOROETHYLENE	0.3	1	U	U	1	100	µg/L
HAA 14D	4/27/2015	TRANS-1,2-DICHLOROETHYLENE	0.08	1	U	U	1	100	µg/L
HAA 14D	5/7/2014	TOLUENE	0.3	1	U	U	1	1000	µg/L
HAA 14D	4/27/2015	TOLUENE	0.07	1	U	U	1.8	1000	µg/L
HAA 14D	5/7/2014	TETRACHLOROETHYLENE (PCE)	0.3	1	U	U	1	5	µg/L
HAA 14D	4/27/2015	TETRACHLOROETHYLENE (PCE)	0.18	1	U	U	1	5	µg/L
HAA 14D	5/7/2014	STYRENE	0.3	1	U	U	1	100	µg/L
HAA 14D	4/27/2015	STYRENE	0.07	1	U	U	1	100	µg/L
HAA 14D	6/12/2012	SODIUM	0.1	1			5.46		µg/L
HAA 14D	6/12/2012	SODIUM	0.1	1			5.34		µg/L
HAA 14D	6/12/2012	SILVER	2.5	25	U	U	25	94	µg/L
HAA 14D	6/12/2012	SILVER	2.5	25	U	U	25	94	µg/L
HAA 14D	6/12/2012	SELENIUM	10	100	U	U	100	50	µg/L
HAA 14D	6/12/2012	SELENIUM	10	100	U	U	100	50	µg/L
HAA 14D	5/7/2014	O-XYLENE	0.3	1	U	U	1	190	µg/L
HAA 14D	4/27/2015	O-XYLENE	0.06	1	U	U	1	190	µg/L
HAA 14D	5/3/2010	NONVOLATILE BETA	4.37	10.1	U	U	2.8	50	pCi/L
HAA 14D	5/3/2011	NONVOLATILE BETA	4.76	10.2	U	U	0.413	50	pCi/L
HAA 14D	6/12/2012	NONVOLATILE BETA	4.31	8.72	U	U	-0.587	50	pCi/L
HAA 14D	5/7/2013	NONVOLATILE BETA	4.42	9.54	U	U	0.826	50	pCi/L
HAA 14D	5/7/2014	NONVOLATILE BETA	4.54	9.22	U	U	-0.761	50	pCi/L
HAA 14D	4/27/2015	NONVOLATILE BETA	4.23	9.11	U	U	0.827	50	pCi/L
HAA 14D	5/2/2016	NONVOLATILE BETA	4.08	9.29	U	U	1.86	50	pCi/L
HAA 14D	5/8/2017	NONVOLATILE BETA	2.88	6.75	U	U	0.783	50	pCi/L
HAA 14D	6/12/2012	NITRATE-NITRITE AS NITROGEN	0.02	0.04			2.11	10	mg/L
HAA 14D	5/7/2014	METHYLCYCLOHEXANE	0.3	1	U	U	1		µg/L
HAA 14D	4/27/2015	METHYLCYCLOHEXANE	0.1	4	U	U	4		µg/L
HAA 14D	5/7/2014	METHYL TERTIARY BUTYL ETHER (MTBE)	0.3	1	U	U	1	14	µg/L
HAA 14D	4/27/2015	METHYL TERTIARY BUTYL ETHER (MTBE)	0.11	2	U	U	2	14	µg/L
HAA 14D	5/7/2014	METHYL ISOBUTYL KETONE	1.5	5	U	U	5	6300	µg/L
HAA 14D	4/27/2015	METHYL ISOBUTYL KETONE	0.12	5	U	U	5	6300	µg/L
HAA 14D	5/7/2014	METHYL ETHYL KETONE	1.5	5	U	U	5	5600	µg/L
HAA 14D	4/27/2015	METHYL ETHYL KETONE	0.52	5	U	U	5	5600	µg/L
HAA 14D	5/7/2014	METHYL ACETATE	1.5	5	U	U	5	20000	µg/L
HAA 14D	4/27/2015	METHYL ACETATE	0.37	25	U	U	25	20000	µg/L
HAA 14D	5/7/2014	M,P-XYLENE	0.3	2	U	U	2	190	µg/L
HAA 14D	4/27/2015	M,P-XYLENE	0.14	2	U	U	2	190	µg/L
HAA 14D	5/3/2010	LEAD	0.4	4			4.01	15	µg/L
HAA 14D	5/3/2011	LEAD	1	10			30.8	15	µg/L
HAA 14D	6/12/2012	LEAD	2.5	25	J	J	12.6	15	µg/L
HAA 14D	6/12/2012	LEAD	2.5	25	J	J	12	15	µg/L
HAA 14D	5/7/2013	LEAD	1	10	J	J	2.1	15	µg/L
HAA 14D	5/7/2014	LEAD	0.5	5			6.9	15	µg/L
HAA 14D	4/27/2015	LEAD	0.5	5			13	15	µg/L
HAA 14D	5/2/2016	LEAD	0.5	5	J	J	1.15	15	µg/L
HAA 14D	5/8/2017	LEAD	0.5	5	J	J	0.98	15	µg/L
HAA 14D	6/12/2012	GROSS ALPHA	2.38	6.5	U	U	2.01	15	pCi/L
HAA 14D	5/7/2013	GROSS ALPHA	2.47	5.62	U	U	0.991	15	pCi/L
HAA 14D	5/7/2014	GROSS ALPHA	2.15	6.83	J	J	3.18	15	pCi/L
HAA 14D	4/27/2015	GROSS ALPHA	2.05	4.79	U	U	0.924	15	pCi/L

Bold indicates concentration exceeds the MCL or USEPA Regional Screening Levels, http://epa.gov/reg3hwm/risk/human/rb-concentration_table/index.htm. (May 2016 RSL Table)

Scoping Summary for the GSA
Eastern Groundwater Operable Unit (U)
September 2018

WSRC-RP-2000-4134
Final
Appendix A, Page A-30 of A-70

Station	Date	Analyte	MDL	PQL	Lab Qual	EPA Qual	Result	MCL/RSL	Units
HAA 14D	5/2/2016	GROSS ALPHA	2.25	5.98	U	U	1.88	15	pCi/L
HAA 14D	5/8/2017	GROSS ALPHA	1.41	3.68	U	U	1.18	15	pCi/L
HAA 14D	5/7/2014	ETHYLBENZENE	0.3	1	U	U	1	700	µg/L
HAA 14D	4/27/2015	ETHYLBENZENE	0.09	1	U	U	1	700	µg/L
HAA 14D	5/7/2014	DICHLOROMETHANE (METHYLENE CHLORIDE)	1	5	U	U	5	5	µg/L
HAA 14D	4/27/2015	DICHLOROMETHANE (METHYLENE CHLORIDE)	0.27	1	U	U	1	5	µg/L
HAA 14D	5/7/2014	DICHLORODIFLUOROMETHANE	0.3	1	U	U	1	200	µg/L
HAA 14D	4/27/2015	DICHLORODIFLUOROMETHANE	0.08	2	U	U	2	200	µg/L
HAA 14D	5/7/2014	DIBROMOCHLOROMETHANE	0.3	1	U	U	1	80	µg/L
HAA 14D	4/27/2015	DIBROMOCHLOROMETHANE	0.13	1	U	U	1	80	µg/L
HAA 14D	5/7/2014	CYCLOHEXANE	0.3	1	U	U	1	13000	µg/L
HAA 14D	4/27/2015	CYCLOHEXANE	0.07	1	U	U	1	13000	µg/L
HAA 14D	5/7/2014	CUMENE (ISOPROPYLBENZENE)	0.3	1	U	U	1	450	µg/L
HAA 14D	4/27/2015	CUMENE (ISOPROPYLBENZENE)	0.08	1	U	U	1	450	µg/L
HAA 14D	5/7/2014	CIS-1,3-DICHLOROPROPENE	0.3	1	U	U	1	0.47	µg/L
HAA 14D	4/27/2015	CIS-1,3-DICHLOROPROPENE	0.07	1	U	U	1	0.47	µg/L
HAA 14D	5/7/2014	CIS-1,2-DICHLOROETHYLENE	0.3	1	U	U	1	0.47	µg/L
HAA 14D	4/27/2015	CIS-1,2-DICHLOROETHYLENE	0.09	1	U	U	1	0.47	µg/L
HAA 14D	6/12/2012	CHROMIUM	50	500	U	U	500	100	µg/L
HAA 14D	6/12/2012	CHROMIUM	50	500	U	U	500	100	µg/L
HAA 14D	5/7/2014	CHLOROMETHANE (METHYL CHLORIDE)	0.3	1	U	U	1	190	µg/L
HAA 14D	4/27/2015	CHLOROMETHANE (METHYL CHLORIDE)	0.08	2	U	U	2	190	µg/L
HAA 14D	5/7/2014	CHLOROFORM	0.3	1	U	U	1	80	µg/L
HAA 14D	4/27/2015	CHLOROFORM	0.1	1	U	U	1	80	µg/L
HAA 14D	5/7/2014	CHLOROETHENE (VINYL CHLORIDE)	0.3	1	U	U	1	2	µg/L
HAA 14D	4/27/2015	CHLOROETHENE (VINYL CHLORIDE)	0.08	2	U	U	2	2	µg/L
HAA 14D	5/7/2014	CHLOROETHANE (ETHYL CHLORIDE)	0.3	1	U	U	1	21000	µg/L
HAA 14D	4/27/2015	CHLOROETHANE (ETHYL CHLORIDE)	0.1	2	U	U	2	21000	µg/L
HAA 14D	5/7/2014	CHLOROBENZENE	0.3	1	U	U	1	100	µg/L
HAA 14D	4/27/2015	CHLOROBENZENE	0.15	1	U	U	1	100	µg/L
HAA 14D	5/3/2010	CARBON TETRACHLORIDE	1.04	2	U	U	2	5	µg/L
HAA 14D	5/3/2011	CARBON TETRACHLORIDE	0.13	2	U	U	2	5	µg/L
HAA 14D	6/12/2012	CARBON TETRACHLORIDE	0.13	2	U	U	2	5	µg/L
HAA 14D	5/7/2013	CARBON TETRACHLORIDE	0.13	2	U	U	2	5	µg/L
HAA 14D	5/7/2014	CARBON TETRACHLORIDE	0.3	1	U	U	1	5	µg/L
HAA 14D	4/27/2015	CARBON TETRACHLORIDE	0.13	1	U	U	1	5	µg/L
HAA 14D	5/2/2016	CARBON TETRACHLORIDE	0.3	1	U	U	1	5	µg/L
HAA 14D	5/8/2017	CARBON TETRACHLORIDE	0.333	1	U	U	1	5	µg/L
HAA 14D	5/7/2014	CARBON DISULFIDE	1.5	5	U	U	5	810	µg/L
HAA 14D	4/27/2015	CARBON DISULFIDE	0.05	1	U	U	1	810	µg/L
HAA 14D	5/3/2010	CADMIUM	0.2	2	U	U	2	5	µg/L
HAA 14D	5/3/2011	CADMIUM	0.2	2	U	U	2	5	µg/L
HAA 14D	6/12/2012	CADMIUM	0.5	5	U	U	5	5	µg/L
HAA 14D	6/12/2012	CADMIUM	0.5	5	U	U	5	5	µg/L
HAA 14D	5/7/2013	CADMIUM	0.2	2	U	U	2	5	µg/L
HAA 14D	5/7/2014	CADMIUM	0.1	1	U	U	1	5	µg/L
HAA 14D	4/27/2015	CADMIUM	0.1	1	U	U	1	5	µg/L
HAA 14D	5/2/2016	CADMIUM	0.1	1	U	U	1	5	µg/L
HAA 14D	5/8/2017	CADMIUM	0.1	1	U	U	1	5	µg/L
HAA 14D	5/7/2014	BROMOMETHANE (METHYL BROMIDE)	0.3	1	U	U	1	75	µg/L
HAA 14D	4/27/2015	BROMOMETHANE (METHYL BROMIDE)	0.25	2	U	U	2	75	µg/L
HAA 14D	5/7/2014	BROMOFORM (TRIBROMOMETHANE)	0.3	1	U	U	1	80	µg/L
HAA 14D	4/27/2015	BROMOFORM (TRIBROMOMETHANE)	0.17	1	U	U	1	80	µg/L
HAA 14D	5/7/2014	BROMODICHLOROMETHANE	0.3	1	U	U	1	80	µg/L
HAA 14D	4/27/2015	BROMODICHLOROMETHANE	0.09	1	U	U	1	80	µg/L
HAA 14D	5/7/2014	BROMOCHLOROMETHANE	0.3	1	U	U	1	83	µg/L
HAA 14D	4/27/2015	BROMOCHLOROMETHANE	0.13	1	U	U	1	83	µg/L
HAA 14D	6/12/2012	BERYLLIUM	0.5	5	U	U	5	4	µg/L
HAA 14D	6/12/2012	BERYLLIUM	0.5	5	U	U	5	4	µg/L
HAA 14D	5/7/2014	BENZENE	0.3	1	U	U	1	5	µg/L
HAA 14D	4/27/2015	BENZENE	0.06	1	U	U	1	5	µg/L
HAA 14D	6/12/2012	BARIUM	10	100	J	J	41.6	2000	µg/L
HAA 14D	6/12/2012	BARIUM	10	100	J	J	39.8	2000	µg/L
HAA 14D	6/12/2012	ARSENIC	25	250	U	U	250	10	µg/L
HAA 14D	6/12/2012	ARSENIC	25	250	U	U	250	10	µg/L
HAA 14D	5/7/2014	ACETONE	1.5	5	U	U	5	14000	µg/L
HAA 14D	4/27/2015	ACETONE	0.34	2	U	U	2	14000	µg/L
HAA 14D	5/7/2014	2-HEXANONE	1.5	5	U	U	5	38	µg/L
HAA 14D	4/27/2015	2-HEXANONE	0.22	5	U	U	5	38	µg/L
HAA 14D	5/7/2014	1,4-DIOXANE	15	50	U	U	50	0.46	µg/L
HAA 14D	4/27/2015	1,4-DIOXANE	7.6	80	U	U	80	0.46	µg/L

Bold indicates concentration exceeds the MCL or USEPA Regional Screening Levels, http://epa.gov/reg3hwmd/risk/human/rb-concentration_table/index.htm. (May 2016 RSL Table)

Scoping Summary for the GSA
Eastern Groundwater Operable Unit (U)
September 2018

WSRC-RP-2000-4134
Final
Appendix A, Page A-31 of A-70

Station	Date	Analyte	MDL	PQL	Lab Qual	EPA Qual	Result	MCL/RSI	Units
HAA 14D	5/7/2014	1,4-DICHLOROBENZENE	0.3	1	U	U	1		µg/L
HAA 14D	4/27/2015	1,4-DICHLOROBENZENE	0.12	1	U	U	1		µg/L
HAA 14D	5/7/2014	1,3-DICHLOROBENZENE	0.3	1	U	U	1		µg/L
HAA 14D	4/27/2015	1,3-DICHLOROBENZENE	0.08	1	U	U	1		µg/L
HAA 14D	5/7/2014	1,2-DICHLOROPROPANE	0.3	1	U	U	1	5	µg/L
HAA 14D	4/27/2015	1,2-DICHLOROPROPANE	0.1	1	U	U	1	5	µg/L
HAA 14D	5/7/2014	1,2-DICHLOROETHANE (EDC)	0.3	1	U	U	1	5	µg/L
HAA 14D	4/27/2015	1,2-DICHLOROETHANE (EDC)	0.1	1	U	U	1	5	µg/L
HAA 14D	5/7/2014	1,2-DICHLOROBENZENE	0.3	1	U	U	1	600	µg/L
HAA 14D	4/27/2015	1,2-DICHLOROBENZENE	0.06	1	U	U	1	600	µg/L
HAA 14D	5/7/2014	1,2-DIBROMOETHANE	0.3	1	U	U	1	0.5	µg/L
HAA 14D	4/27/2015	1,2-DIBROMOETHANE	0.13	1	U	U	1	0.5	µg/L
HAA 14D	5/7/2014	1,2-DIBROMO-3-CHLOROPROPANE	0.5	1	U	U	1	0.2	µg/L
HAA 14D	4/27/2015	1,2-DIBROMO-3-CHLOROPROPANE	0.41	1	U	U	1	0.2	µg/L
HAA 14D	5/7/2014	1,2,4-TRICHLOROBENZENE	0.3	1	U	U	1	7	µg/L
HAA 14D	4/27/2015	1,2,4-TRICHLOROBENZENE	0.08	1	U	U	1	7	µg/L
HAA 14D	5/7/2014	1,2,3-TRICHLOROBENZENE	0.3	1	U	U	1	7	µg/L
HAA 14D	4/27/2015	1,2,3-TRICHLOROBENZENE	0.09	1	U	U	1	7	µg/L
HAA 14D	5/7/2014	1,1-DICHLOROETHYLENE	0.3	1	U	U	1	7	µg/L
HAA 14D	4/27/2015	1,1-DICHLOROETHYLENE	0.08	1	U	U	1	7	µg/L
HAA 14D	5/3/2010	1,1-DICHLOROETHANE	0.9	2	U	U	2	2.8	µg/L
HAA 14D	5/3/2011	1,1-DICHLOROETHANE	0.1	2	U	U	2	2.8	µg/L
HAA 14D	6/12/2012	1,1-DICHLOROETHANE	0.1	2	U	U	2	2.8	µg/L
HAA 14D	5/7/2013	1,1-DICHLOROETHANE	0.1	2	U	U	2	2.8	µg/L
HAA 14D	5/7/2014	1,1-DICHLOROETHANE	0.3	1	U	U	1	2.8	µg/L
HAA 14D	4/27/2015	1,1-DICHLOROETHANE	0.07	1	U	U	1	2.8	µg/L
HAA 14D	5/2/2016	1,1-DICHLOROETHANE	0.3	1	U	U	1	2.8	µg/L
HAA 14D	5/8/2017	1,1-DICHLOROETHANE	0.333	1	U	U	1	2.8	µg/L
HAA 14D	5/7/2014	1,1,2-TRICHLOROETHANE	0.3	1	U	U	1	5	µg/L
HAA 14D	4/27/2015	1,1,2-TRICHLOROETHANE	0.15	1	U	U	1	5	µg/L
HAA 14D	5/7/2014	1,1,2-TRICHLORO-1,2,2-TRIFLUOROETHANE	2	5	U	U	5		µg/L
HAA 14D	4/27/2015	1,1,2-TRICHLORO-1,2,2-TRIFLUOROETHANE	0.1	1	U	U	1		µg/L
HAA 14D	5/7/2014	1,1,2,2-TETRACHLOROETHANE	0.3	1	U	U	1	0.076	µg/L
HAA 14D	4/27/2015	1,1,2,2-TETRACHLOROETHANE	0.1	1	U	U	1	0.076	µg/L
HAA 14D	5/3/2010	1,1,1-TRICHLOROETHANE	0.79	2	U	U	2	200	µg/L
HAA 14D	5/3/2011	1,1,1-TRICHLOROETHANE	0.15	2	U	U	2	200	µg/L
HAA 14D	6/12/2012	1,1,1-TRICHLOROETHANE	0.15	2	U	U	2	200	µg/L
HAA 14D	5/7/2013	1,1,1-TRICHLOROETHANE	0.15	2	U	U	2	200	µg/L
HAA 14D	5/7/2014	1,1,1-TRICHLOROETHANE	0.3	1	U	U	1	200	µg/L
HAA 14D	4/27/2015	1,1,1-TRICHLOROETHANE	0.07	1	U	U	1	200	µg/L
HAA 14D	5/2/2016	1,1,1-TRICHLOROETHANE	0.3	1	U	U	1	200	µg/L
HAA 14D	5/8/2017	1,1,1-TRICHLOROETHANE	0.333	1	U	U	1	200	µg/L
HAA 15A	5/3/2010	TRITIUM	0.456	1	U	U	0.172	20	pCi/mL
HAA 15A	5/4/2011	TRITIUM	0.546	1.24	U	U	0.515	20	pCi/mL
HAA 15A	4/30/2012	TRITIUM	0.48	1.11	J	J	0.665	20	pCi/mL
HAA 15A	5/7/2013	TRITIUM	0.402	1.01	J	J	1.07	20	pCi/mL
HAA 15A	5/7/2014	TRITIUM	1.88	4.08	U	U	0.263	20	pCi/mL
HAA 15A	5/7/2014	TRITIUM	1.93	4.11	U	U	-0.787	20	pCi/mL
HAA 15A	4/28/2015	TRITIUM	0.418	1.01	J	J	0.827	20	pCi/mL
HAA 15A	5/3/2016	TRITIUM	0.504	1.17	J	J	0.805	20	pCi/mL
HAA 15A	5/3/2016	TRITIUM	0.497	1.14	J	J	0.689	20	pCi/mL
HAA 15A	5/3/2017	TRITIUM	0.449	1.1	J	J	1.05	20	pCi/mL
HAA 15A	5/7/2014	TRICHLOROFLUOROMETHANE	0.3	1	U	U	1	5200	µg/L
HAA 15A	4/28/2015	TRICHLOROFLUOROMETHANE	0.11	1	U	R	1	5200	µg/L
HAA 15A	5/3/2010	TRICHLOROETHYLENE (TCE)	0.97	2	U	U	2	5	µg/L
HAA 15A	5/4/2011	TRICHLOROETHYLENE (TCE)	0.1	2	U	U	2	5	µg/L
HAA 15A	4/30/2012	TRICHLOROETHYLENE (TCE)	0.1	2	U	U	2	5	µg/L
HAA 15A	5/7/2013	TRICHLOROETHYLENE (TCE)	0.1	2	U	U	2	5	µg/L
HAA 15A	5/7/2014	TRICHLOROETHYLENE (TCE)	0.3	1	U	U	1	5	µg/L
HAA 15A	4/28/2015	TRICHLOROETHYLENE (TCE)	0.25	1	U	R	1	5	µg/L
HAA 15A	5/3/2016	TRICHLOROETHYLENE (TCE)	15	50	U	U	50	5	µg/L
HAA 15A	5/3/2017	TRICHLOROETHYLENE (TCE)	6.66	20	U	U	20	5	µg/L
HAA 15A	5/7/2014	TRANS-1,3-DICHLOROPROPENE	0.3	1	U	U	1	0.47	µg/L
HAA 15A	4/28/2015	TRANS-1,3-DICHLOROPROPENE	0.08	1	U	R	1	0.47	µg/L
HAA 15A	5/7/2014	TRANS-1,2-DICHLOROETHYLENE	0.3	1	U	U	1	100	µg/L
HAA 15A	4/28/2015	TRANS-1,2-DICHLOROETHYLENE	0.08	1	U	R	1	100	µg/L
HAA 15A	5/7/2014	TOLUENE	0.3	1	J	J	0.77	1000	µg/L
HAA 15A	4/28/2015	TOLUENE	0.07	1		UJ	4.1	1000	µg/L
HAA 15A	5/7/2014	THALLIUM-208	5.09	11.9	U	U	3.28		pCi/L
HAA 15A	5/7/2014	THALLIUM-208	5.26	11	U	U	0.694		pCi/L
HAA 15A	5/7/2014	TETRACHLOROETHYLENE (PCE)	0.3	1	U	U	1	5	µg/L

Bold indicates concentration exceeds the MCL or USEPA Regional Screening Levels, http://epa.gov/reg3hwmd/risk/human/rb-concentration_table/index.htm. (May 2016 RSL Table)

Scoping Summary for the GSA
Eastern Groundwater Operable Unit (U)
September 2018

WSRC-RP-2000-4134
Final
Appendix A, Page A-32 of A-70

Station	Date	Analyte	MDL	PQL	Lab Qual	EPA Qual	Result	MCL/RSL	Units
HAA 15A	4/28/2015	TETRACHLOROETHYLENE (PCE)	0.18	1	U	R	1	5	µg/L
HAA 15A	5/7/2014	TECHNETIUM-99	14.9	32	U	U	1.05	50	pCi/L
HAA 15A	5/7/2014	TECHNETIUM-99	14.6	31.3	U	U	-0.0255	50	pCi/L
HAA 15A	5/7/2014	STYRENE	0.3	1	U	U	1	100	µg/L
HAA 15A	4/28/2015	STYRENE	0.07	1	U	R	1	100	µg/L
HAA 15A	5/7/2014	STRONTIUM-90	6.51	14.1	U	U	2.73	8	pCi/L
HAA 15A	5/7/2014	STRONTIUM-90	6.82	14	U	U	0.671	8	pCi/L
HAA 15A	5/7/2014	SODIUM-22	4.51	9.63	U	U	-1.56	400	pCi/L
HAA 15A	5/7/2014	SODIUM-22	4.47	9.71	U	U	-1.88	400	pCi/L
HAA 15A	4/30/2012	SODIUM	0.04	0.4			61.9		µg/L
HAA 15A	5/7/2014	RADIUM-228	0.447	1.78		J	5.16	5	pCi/L
HAA 15A	5/7/2014	RADIUM-228	0.517	1.67		J	3.1	5	pCi/L
HAA 15A	5/7/2014	PROMETHIUM-146	5.9	12.3	U	U	-0.0636		pCi/L
HAA 15A	5/7/2014	PROMETHIUM-146	5.16	11.3	U	U	-2.28		pCi/L
HAA 15A	5/7/2014	POTASSIUM-40	55.7	147	J	J	80.3		pCi/L
HAA 15A	5/7/2014	POTASSIUM-40	35	117	R	R	37.6		pCi/L
HAA 15A	5/7/2014	O-XYLENE	0.3	1			1.93	190	µg/L
HAA 15A	4/28/2015	O-XYLENE	0.06	1		J	2.2	190	µg/L
HAA 15A	5/3/2010	NONVOLATILE BETA	5.46	18.4			31.2	50	pCi/L
HAA 15A	5/4/2011	NONVOLATILE BETA	10.1	35.9			65.5	50	pCi/L
HAA 15A	4/30/2012	NONVOLATILE BETA	10.1	33.3			49	50	pCi/L
HAA 15A	5/7/2013	NONVOLATILE BETA	10.1	38.2			80.2	50	pCi/L
HAA 15A	5/7/2014	NONVOLATILE BETA	6.09	16.4			79.5	50	pCi/L
HAA 15A	5/7/2014	NONVOLATILE BETA	3.5	11.6			70.5	50	pCi/L
HAA 15A	4/28/2015	NONVOLATILE BETA	9.18	30.6			45.6	50	pCi/L
HAA 15A	5/3/2016	NONVOLATILE BETA	4.6	16.3			28.3	50	pCi/L
HAA 15A	5/3/2017	NONVOLATILE BETA	14.6	47.8			99.1	50	pCi/L
HAA 15A	4/30/2012	NITRATE-NITRITE AS NITROGEN	0.01	0.02			0.112	10	mg/L
HAA 15A	5/7/2014	NICKEL-63	40.4	87.4	U	U	9.84	50	pCi/L
HAA 15A	5/7/2014	NICKEL-63	38.1	80.3	U	U	-16.9	50	pCi/L
HAA 15A	5/7/2014	NICKEL-59	7.15	15.4	U	U	-2.79	300	pCi/L
HAA 15A	5/7/2014	NICKEL-59	19	45.4	U	U	-25.5	300	pCi/L
HAA 15A	5/7/2014	METHYLCYCLOHEXANE	0.3	1	U	U	1		µg/L
HAA 15A	4/28/2015	METHYLCYCLOHEXANE	0.1	4	U	R	4		µg/L
HAA 15A	5/7/2014	METHYL TERTIARY BUTYL ETHER (MTBE)	0.3	1	J	J	0.83	14	µg/L
HAA 15A	4/28/2015	METHYL TERTIARY BUTYL ETHER (MTBE)	0.11	2	J	J	0.79	14	µg/L
HAA 15A	5/7/2014	METHYL ISOBUTYL KETONE	1.5	5	U	U	5	6300	µg/L
HAA 15A	4/28/2015	METHYL ISOBUTYL KETONE	0.12	5	J	J	0.7	6300	µg/L
HAA 15A	5/7/2014	METHYL ETHYL KETONE	1.5	5	J	J	1.85	5600	µg/L
HAA 15A	4/28/2015	METHYL ETHYL KETONE	0.52	5		J	5.4	5600	µg/L
HAA 15A	5/7/2014	METHYL ACETATE	1.5	5	U	U	5	20000	µg/L
HAA 15A	4/28/2015	METHYL ACETATE	0.37	25	U	R	25	20000	µg/L
HAA 15A	5/7/2014	M,P-XYLENE	0.3	2			2.73	190	µg/L
HAA 15A	4/28/2015	M,P-XYLENE	0.14	2		J	3.6	190	µg/L
HAA 15A	5/7/2014	LEAD-214	9.36	31.8	J	J	26.6		pCi/L
HAA 15A	5/7/2014	LEAD-214	9.68	25.9	J	J	22.8		pCi/L
HAA 15A	5/3/2010	LEAD	0.4	4			6.46	15	µg/L
HAA 15A	5/4/2011	LEAD	1	10			67.8	15	µg/L
HAA 15A	4/30/2012	LEAD	1	10			42.1	15	µg/L
HAA 15A	5/7/2013	LEAD	1	10			20.7	15	µg/L
HAA 15A	5/7/2014	LEAD	0.5	2		J	87.2	15	µg/L
HAA 15A	4/28/2015	LEAD	0.5	5			62	15	µg/L
HAA 15A	5/3/2016	LEAD	0.5	5			22.7	15	µg/L
HAA 15A	5/3/2016	LEAD	0.5	5			22.5	15	µg/L
HAA 15A	5/3/2017	LEAD	0.5	5			19.1	15	µg/L
HAA 15A	5/7/2014	IODINE-129	0.489	1.2	U	U	0.306	1	pCi/L
HAA 15A	5/7/2014	IODINE-129	0.754	1.47	U	U	0.242	1	pCi/L
HAA 15A	4/30/2012	GROSS ALPHA	6.87	29.7	J	J	24.6	15	pCi/L
HAA 15A	5/7/2013	GROSS ALPHA	8.11	29.8	J	J	19	15	pCi/L
HAA 15A	5/7/2014	GROSS ALPHA	5.03	17.9			49.8	15	pCi/L
HAA 15A	5/7/2014	GROSS ALPHA	5.69	17.2			33.3	15	pCi/L
HAA 15A	4/28/2015	GROSS ALPHA	6.17	19.1	J	J	8.28	15	pCi/L
HAA 15A	5/3/2016	GROSS ALPHA	3.87	16.5	J	J	14.8	15	pCi/L
HAA 15A	5/3/2017	GROSS ALPHA	8.25	40.7			56.5	15	pCi/L
HAA 15A	5/7/2014	EUROPIUM-155	17.3	35.6	U	U	10.6	600	pCi/L
HAA 15A	5/7/2014	EUROPIUM-155	12	25.6	U	U	3.18	600	pCi/L
HAA 15A	5/7/2014	EUROPIUM-154	12.7	27.2	U	U	-4.66	200	pCi/L
HAA 15A	5/7/2014	EUROPIUM-154	12.7	27.5	U	U	-5.34	200	pCi/L
HAA 15A	5/7/2014	EUROPIUM-152	14.3	40.9	U	U	11.6	60	pCi/L
HAA 15A	5/7/2014	EUROPIUM-152	12	26.2	U	U	0.0464	60	pCi/L
HAA 15A	5/7/2014	ETHYLBENZENE	0.3	1	J	J	0.68	700	µg/L

Bold indicates concentration exceeds the MCL or USEPA Regional Screening Levels, http://epa.gov/reg3hwmd/risk/human/rb-concentration_table/index.htm. (May 2016 RSL Table)

Scoping Summary for the GSA
Eastern Groundwater Operable Unit (U)
September 2018

WSRC-RP-2000-4134
Final
Appendix A, Page A-33 of A-70

Station	Date	Analyte	MDL	PQL	Lab Qual	EPA Qual	Result	MCL/RSL	Units
HAA 15A	4/28/2015	ETHYLBENZENE	0.09	1	J	J	0.84	700	µg/L
HAA 15A	5/7/2014	DICHLOROMETHANE (METHYLENE CHLORIDE)	1	5	U	U	5	5	µg/L
HAA 15A	4/28/2015	DICHLOROMETHANE (METHYLENE CHLORIDE)	0.27	1	U	R	1	5	µg/L
HAA 15A	5/7/2014	DICHLORODIFLUOROMETHANE	0.3	1	U	U	1	200	µg/L
HAA 15A	4/28/2015	DICHLORODIFLUOROMETHANE	0.08	2	U	R	2	200	µg/L
HAA 15A	5/7/2014	DIBROMOCHLOROMETHANE	0.3	1	U	U	1	80	µg/L
HAA 15A	4/28/2015	DIBROMOCHLOROMETHANE	0.13	1	U	R	1	80	µg/L
HAA 15A	5/7/2014	CYCLOHEXANE	0.3	1	U	U	1	13000	µg/L
HAA 15A	4/28/2015	CYCLOHEXANE	0.07	1	U	R	1	13000	µg/L
HAA 15A	5/7/2014	CUMENE (ISOPROPYLBENZENE)	0.3	1	U	U	1	450	µg/L
HAA 15A	4/28/2015	CUMENE (ISOPROPYLBENZENE)	0.08	1	U	R	1	450	µg/L
HAA 15A	5/7/2014	COBALT-60	6.21	11.9	U	U	2.7	100	pCi/L
HAA 15A	5/7/2014	COBALT-60	5.17	10.7	U	U	-0.319	100	pCi/L
HAA 15A	5/7/2014	CIS-1,3-DICHLOROPROPENE	0.3	1	U	U	1	0.47	µg/L
HAA 15A	4/28/2015	CIS-1,3-DICHLOROPROPENE	0.07	1	U	R	1	0.47	µg/L
HAA 15A	5/7/2014	CIS-1,2-DICHLOROETHYLENE	0.3	1	U	U	1	0.47	µg/L
HAA 15A	4/28/2015	CIS-1,2-DICHLOROETHYLENE	0.09	1	U	R	1	0.47	µg/L
HAA 15A	4/30/2012	CHROMIUM	20	200	U	U	200	100	µg/L
HAA 15A	5/7/2014	CHLOROMETHANE (METHYL CHLORIDE)	0.3	1	U	U	1	190	µg/L
HAA 15A	4/28/2015	CHLOROMETHANE (METHYL CHLORIDE)	0.08	2	U	R	2	190	µg/L
HAA 15A	5/7/2014	CHLOROFORM	0.3	1	U	U	1	80	µg/L
HAA 15A	4/28/2015	CHLOROFORM	0.1	1	U	R	1	80	µg/L
HAA 15A	5/7/2014	CHLOROETHENE (VINYL CHLORIDE)	0.3	1	U	U	1	2	µg/L
HAA 15A	4/28/2015	CHLOROETHENE (VINYL CHLORIDE)	0.08	2	U	R	2	2	µg/L
HAA 15A	5/7/2014	CHLOROETHANE (ETHYL CHLORIDE)	0.3	1	U	U	1	21000	µg/L
HAA 15A	4/28/2015	CHLOROETHANE (ETHYL CHLORIDE)	0.1	2	U	R	2	21000	µg/L
HAA 15A	5/7/2014	CHLOROBENZENE	0.3	1	U	U	1	100	µg/L
HAA 15A	4/28/2015	CHLOROBENZENE	0.15	1	U	R	1	100	µg/L
HAA 15A	5/7/2014	CESIUM-137	4.47	9.37	U	U	-0.371	200	pCi/L
HAA 15A	5/7/2014	CESIUM-137	4.19	9.15	U	U	-1.47	200	pCi/L
HAA 15A	5/7/2014	CESIUM-134	5.24	10.7	U	U	0.62	80	pCi/L
HAA 15A	5/7/2014	CESIUM-134	4.74	10.5	U	U	0.127	80	pCi/L
HAA 15A	5/7/2014	CARBON-14	35.7	76.9	U	U	4.61	2000	pCi/L
HAA 15A	5/7/2014	CARBON-14	36.6	77.4	U	U	-14.8	2000	pCi/L
HAA 15A	5/3/2010	CARBON TETRACHLORIDE	1.04	2	U	U	2	5	µg/L
HAA 15A	5/4/2011	CARBON TETRACHLORIDE	0.13	2	U	U	2	5	µg/L
HAA 15A	4/30/2012	CARBON TETRACHLORIDE	0.13	2	U	U	2	5	µg/L
HAA 15A	5/7/2013	CARBON TETRACHLORIDE	0.13	2	U	U	2	5	µg/L
HAA 15A	5/7/2014	CARBON TETRACHLORIDE	0.3	1	U	U	1	5	µg/L
HAA 15A	4/28/2015	CARBON TETRACHLORIDE	0.13	1	U	R	1	5	µg/L
HAA 15A	5/3/2016	CARBON TETRACHLORIDE	15	50	U	U	50	5	µg/L
HAA 15A	5/3/2017	CARBON TETRACHLORIDE	6.66	20	U	U	20	5	µg/L
HAA 15A	5/7/2014	CARBON DISULFIDE	1.5	5	U	U	5	810	µg/L
HAA 15A	4/28/2015	CARBON DISULFIDE	0.05	1	U	R	1	810	µg/L
HAA 15A	5/3/2010	CADMIUM	0.2	2	U	U	0.205	5	µg/L
HAA 15A	5/4/2011	CADMIUM	0.2	2	U	U	2	5	µg/L
HAA 15A	4/30/2012	CADMIUM	0.2	2	J	J	0.204	5	µg/L
HAA 15A	5/7/2013	CADMIUM	0.2	2	U	U	2	5	µg/L
HAA 15A	5/7/2014	CADMIUM	0.11	1	J	J	0.13	5	µg/L
HAA 15A	4/28/2015	CADMIUM	0.1	1	J	J	0.14	5	µg/L
HAA 15A	5/3/2016	CADMIUM	0.1	1	J	J	0.205	5	µg/L
HAA 15A	5/3/2016	CADMIUM	0.1	1	J	J	0.123	5	µg/L
HAA 15A	5/3/2017	CADMIUM	0.1	1	J	J	0.224	5	µg/L
HAA 15A	5/7/2014	BROMOMETHANE (METHYL BROMIDE)	0.3	1	U	U	1	75	µg/L
HAA 15A	4/28/2015	BROMOMETHANE (METHYL BROMIDE)	0.25	2	U	R	2	75	µg/L
HAA 15A	5/7/2014	BROMOFORM (TRIBROMOMETHANE)	0.3	1	U	U	1	80	µg/L
HAA 15A	4/28/2015	BROMOFORM (TRIBROMOMETHANE)	0.17	1	U	R	1	80	µg/L
HAA 15A	5/7/2014	BROMODICHLOROMETHANE	0.3	1	U	U	1	80	µg/L
HAA 15A	4/28/2015	BROMODICHLOROMETHANE	0.09	1	U	R	1	80	µg/L
HAA 15A	5/7/2014	BROMOCHLOROMETHANE	0.3	1	U	U	1	83	µg/L
HAA 15A	4/28/2015	BROMOCHLOROMETHANE	0.13	1	U	R	1	83	µg/L
HAA 15A	5/7/2014	BISMUTH-214	7.99	31.8			33.3		pCi/L
HAA 15A	5/7/2014	BISMUTH-214	7.72	27			30.8		pCi/L
HAA 15A	5/7/2014	BENZENE	0.3	1	U	U	1	5	µg/L
HAA 15A	4/28/2015	BENZENE	0.06	1	U	R	1	5	µg/L
HAA 15A	5/7/2014	BARIUM-133	5.82	13	U	U	0.0469		pCi/L
HAA 15A	5/7/2014	BARIUM-133	5.27	12.6	U	U	-1.61		pCi/L
HAA 15A	5/7/2014	ANTIMONY-125	12.1	24.8	U	U	3.73	300	pCi/L
HAA 15A	5/7/2014	ANTIMONY-125	13.7	28	U	U	3.22	300	pCi/L
HAA 15A	5/7/2014	ACTINIUM-228	21.4	40.8	U	U	18		pCi/L
HAA 15A	5/7/2014	ACTINIUM-228	19.8	41.2	U	U	-1.89		pCi/L

Bold indicates concentration exceeds the MCL or USEPA Regional Screening Levels, http://epa.gov/reg3hwmd/risk/human/rb-concentration_table/index.htm. (May 2016 RSL Table)

Scoping Summary for the GSA
Eastern Groundwater Operable Unit (U)
September 2018

WSRC-RP-2000-4134
Final
Appendix A, Page A-34 of A-70

Station	Date	Analyte	MDL	PQL	Lab Qual	EPA Qual	Result	MCL/RSL	Units
HAA 15A	5/7/2014	ACETONE	1.5	5			11.7	14000	µg/L
HAA 15A	4/28/2015	ACETONE	0.34	2		J	27	14000	µg/L
HAA 15A	5/7/2014	2-HEXANONE	1.5	5	U	U	5	38	µg/L
HAA 15A	4/28/2015	2-HEXANONE	0.22	5	J	J	0.84	38	µg/L
HAA 15A	5/7/2014	1,4-DIOXANE	15	50	U	U	50	0.46	µg/L
HAA 15A	4/28/2015	1,4-DIOXANE	7.6	80	U	R	80	0.46	µg/L
HAA 15A	5/7/2014	1,4-DICHLOROBENZENE	0.3	1	U	U	1		µg/L
HAA 15A	4/28/2015	1,4-DICHLOROBENZENE	0.12	1	U	R	1		µg/L
HAA 15A	5/7/2014	1,3-DICHLOROBENZENE	0.3	1	U	U	1		µg/L
HAA 15A	4/28/2015	1,3-DICHLOROBENZENE	0.08	1	U	R	1		µg/L
HAA 15A	5/7/2014	1,2-DICHLOROPROPANE	0.3	1	U	U	1	5	µg/L
HAA 15A	4/28/2015	1,2-DICHLOROPROPANE	0.1	1	U	R	1	5	µg/L
HAA 15A	5/7/2014	1,2-DICHLOROETHANE (EDC)	0.3	1	U	U	1	5	µg/L
HAA 15A	4/28/2015	1,2-DICHLOROETHANE (EDC)	0.1	1	U	R	1	5	µg/L
HAA 15A	5/7/2014	1,2-DICHLOROBENZENE	0.3	1	U	U	1	600	µg/L
HAA 15A	4/28/2015	1,2-DICHLOROBENZENE	0.06	1	U	R	1	600	µg/L
HAA 15A	5/7/2014	1,2-DIBROMOETHANE	0.3	1	U	U	1	0.5	µg/L
HAA 15A	4/28/2015	1,2-DIBROMOETHANE	0.13	1	U	R	1	0.5	µg/L
HAA 15A	5/7/2014	1,2-DIBROMO-3-CHLOROPROPANE	0.5	1	U	U	1	0.2	µg/L
HAA 15A	4/28/2015	1,2-DIBROMO-3-CHLOROPROPANE	0.41	1	U	R	1	0.2	µg/L
HAA 15A	5/7/2014	1,2,4-TRICHLOROBENZENE	0.3	1	U	U	1	7	µg/L
HAA 15A	4/28/2015	1,2,4-TRICHLOROBENZENE	0.08	1	U	R	1	7	µg/L
HAA 15A	5/7/2014	1,2,3-TRICHLOROBENZENE	0.3	1	U	U	1	7	µg/L
HAA 15A	4/28/2015	1,2,3-TRICHLOROBENZENE	0.09	1	U	R	1	7	µg/L
HAA 15A	5/7/2014	1,1-DICHLOROETHYLENE	0.3	1	U	U	1	7	µg/L
HAA 15A	4/28/2015	1,1-DICHLOROETHYLENE	0.08	1	U	R	1	7	µg/L
HAA 15A	5/3/2010	1,1-DICHLOROETHANE	0.9	2	U	U	2	2.8	µg/L
HAA 15A	5/4/2011	1,1-DICHLOROETHANE	0.1	2	U	U	2	2.8	µg/L
HAA 15A	4/30/2012	1,1-DICHLOROETHANE	0.1	2	U	U	2	2.8	µg/L
HAA 15A	5/7/2013	1,1-DICHLOROETHANE	0.1	2	U	U	2	2.8	µg/L
HAA 15A	5/7/2014	1,1-DICHLOROETHANE	0.3	1	U	U	1	2.8	µg/L
HAA 15A	4/28/2015	1,1-DICHLOROETHANE	0.07	1	U	R	1	2.8	µg/L
HAA 15A	5/3/2016	1,1-DICHLOROETHANE	15	50	U	U	50	2.8	µg/L
HAA 15A	5/3/2017	1,1-DICHLOROETHANE	6.66	20	U	U	20	2.8	µg/L
HAA 15A	5/7/2014	1,1,2-TRICHLOROETHANE	0.3	1	U	U	1	5	µg/L
HAA 15A	4/28/2015	1,1,2-TRICHLOROETHANE	0.15	1	U	R	1	5	µg/L
HAA 15A	5/7/2014	1,1,2-TRICHLORO-1,2,2-TRIFLUOROETHANE	2	5	U	U	5		µg/L
HAA 15A	4/28/2015	1,1,2-TRICHLORO-1,2,2-TRIFLUOROETHANE	0.1	1	U	R	1		µg/L
HAA 15A	5/7/2014	1,1,2,2-TETRACHLOROETHANE	0.3	1	U	U	1	0.076	µg/L
HAA 15A	4/28/2015	1,1,2,2-TETRACHLOROETHANE	0.1	1	U	R	1	0.076	µg/L
HAA 15A	5/3/2010	1,1,1-TRICHLOROETHANE	0.79	2	U	U	2	200	µg/L
HAA 15A	5/4/2011	1,1,1-TRICHLOROETHANE	0.15	2	U	U	2	200	µg/L
HAA 15A	4/30/2012	1,1,1-TRICHLOROETHANE	0.15	2	U	U	2	200	µg/L
HAA 15A	5/7/2013	1,1,1-TRICHLOROETHANE	0.15	2	U	U	2	200	µg/L
HAA 15A	5/7/2014	1,1,1-TRICHLOROETHANE	0.3	1	U	U	1	200	µg/L
HAA 15A	4/28/2015	1,1,1-TRICHLOROETHANE	0.07	1	U	R	1	200	µg/L
HAA 15A	5/3/2016	1,1,1-TRICHLOROETHANE	15	50	U	U	50	200	µg/L
HAA 15A	5/3/2017	1,1,1-TRICHLOROETHANE	6.66	20	U	U	20	200	µg/L
HAA 15D	5/3/2010	TRITIUM	0.459	1.58			7.27	20	pCi/mL
HAA 15D	5/3/2011	TRITIUM	0.437	1.57			7.38	20	pCi/mL
HAA 15D	5/7/2013	TRITIUM	0.394	1.46			6.53	20	pCi/mL
HAA 15D	5/7/2014	TRITIUM	0.379	1.41			6.34	20	pCi/mL
HAA 15D	4/28/2015	TRITIUM	0.415	1.43			5.58	20	pCi/mL
HAA 15D	5/3/2016	TRITIUM	0.501	1.49			5.43	20	pCi/mL
HAA 15D	5/3/2017	TRITIUM	0.457	1.49			5.23	20	pCi/mL
HAA 15D	5/7/2014	TRICHLOROFLUOROMETHANE	0.3	1	U	U	1	5200	µg/L
HAA 15D	4/28/2015	TRICHLOROFLUOROMETHANE	0.11	1	U	U	1	5200	µg/L
HAA 15D	5/3/2010	TRICHLOROETHYLENE (TCE)	0.97	2	U	U	2	5	µg/L
HAA 15D	5/3/2011	TRICHLOROETHYLENE (TCE)	0.1	2	U	U	2	5	µg/L
HAA 15D	5/7/2013	TRICHLOROETHYLENE (TCE)	0.1	2	U	U	2	5	µg/L
HAA 15D	5/7/2014	TRICHLOROETHYLENE (TCE)	0.3	1	U	U	1	5	µg/L
HAA 15D	4/28/2015	TRICHLOROETHYLENE (TCE)	0.25	1	U	U	1	5	µg/L
HAA 15D	5/3/2016	TRICHLOROETHYLENE (TCE)	0.3	1	U	U	1	5	µg/L
HAA 15D	5/3/2017	TRICHLOROETHYLENE (TCE)	0.333	1	U	U	1	5	µg/L
HAA 15D	5/7/2014	TRANS-1,3-DICHLOROPROPENE	0.3	1	U	U	1	0.47	µg/L
HAA 15D	4/28/2015	TRANS-1,3-DICHLOROPROPENE	0.08	1	U	U	1	0.47	µg/L
HAA 15D	5/7/2014	TRANS-1,2-DICHLOROETHYLENE	0.3	1	U	U	1	100	µg/L
HAA 15D	4/28/2015	TRANS-1,2-DICHLOROETHYLENE	0.08	1	U	U	1	100	µg/L
HAA 15D	5/7/2014	TOLUENE	0.3	1	U	U	1	1000	µg/L
HAA 15D	4/28/2015	TOLUENE	0.07	1		UJ	2.1	1000	µg/L
HAA 15D	5/7/2014	TETRACHLOROETHYLENE (PCE)	0.3	1	U	U	1	5	µg/L

Bold indicates concentration exceeds the MCL or USEPA Regional Screening Levels, http://epa.gov/reg3hwmd/risk/human/rb-concentration_table/index.htm. (May 2016 RSL Table)

Scoping Summary for the GSA
Eastern Groundwater Operable Unit (U)
September 2018

WSRC-RP-2000-4134
Final
Appendix A, Page A-35 of A-70

Station	Date	Analyte	MDL	PQL	Lab Qual	EPA Qual	Result	MCL/RSL	Units
HAA 15D	4/28/2015	TETRACHLOROETHYLENE (PCE)	0.18	1	U	U	1	5	µg/L
HAA 15D	5/7/2014	STYRENE	0.3	1	U	U	1	100	µg/L
HAA 15D	4/28/2015	STYRENE	0.07	1	U	U	1	100	µg/L
HAA 15D	5/7/2014	O-XYLENE	0.3	1	U	U	1	190	µg/L
HAA 15D	4/28/2015	O-XYLENE	0.06	1	U	U	1	190	µg/L
HAA 15D	5/3/2010	NONVOLATILE BETA	4.32	8.31	U	U	-1.34	50	pCi/L
HAA 15D	5/3/2011	NONVOLATILE BETA	4.25	8.59	U	U	-0.777	50	pCi/L
HAA 15D	5/7/2013	NONVOLATILE BETA	4.31	9.5	U	U	1.28	50	pCi/L
HAA 15D	5/7/2014	NONVOLATILE BETA	4.12	8.64	U	U	0.0962	50	pCi/L
HAA 15D	4/28/2015	NONVOLATILE BETA	4.12	8.37	U	U	-0.382	50	pCi/L
HAA 15D	5/3/2016	NONVOLATILE BETA	4.08	9.03	U	U	1.18	50	pCi/L
HAA 15D	5/3/2017	NONVOLATILE BETA	2.94	7.08	U	U	1.69	50	pCi/L
HAA 15D	5/7/2014	METHYLCYCLOHEXANE	0.3	1	U	U	1		µg/L
HAA 15D	4/28/2015	METHYLCYCLOHEXANE	0.1	4	U	U	4		µg/L
HAA 15D	5/7/2014	METHYL TERTIARY BUTYL ETHER (MTBE)	0.3	1	U	U	1	14	µg/L
HAA 15D	4/28/2015	METHYL TERTIARY BUTYL ETHER (MTBE)	0.11	2	U	U	2	14	µg/L
HAA 15D	5/7/2014	METHYL ISOBUTYL KETONE	1.5	5	U	U	5	6300	µg/L
HAA 15D	4/28/2015	METHYL ISOBUTYL KETONE	0.12	5	U	U	5	6300	µg/L
HAA 15D	5/7/2014	METHYL ETHYL KETONE	1.5	5	U	U	5	5600	µg/L
HAA 15D	4/28/2015	METHYL ETHYL KETONE	0.52	5	U	U	5	5600	µg/L
HAA 15D	5/7/2014	METHYL ACETATE	1.5	5	U	U	5	20000	µg/L
HAA 15D	4/28/2015	METHYL ACETATE	0.37	25	U	U	25	20000	µg/L
HAA 15D	5/7/2014	M,P-XYLENE	0.3	2	U	U	2	190	µg/L
HAA 15D	4/28/2015	M,P-XYLENE	0.14	2	U	U	2	190	µg/L
HAA 15D	5/3/2010	LEAD	0.4	4	J	J	3.06	15	µg/L
HAA 15D	5/3/2011	LEAD	1	10	J	J	5.77	15	µg/L
HAA 15D	5/7/2013	LEAD	1	10	J	J	1.42	15	µg/L
HAA 15D	5/7/2014	LEAD	0.5	5	J	J	1.47	15	µg/L
HAA 15D	4/28/2015	LEAD	0.5	5	J	J	1.65	15	µg/L
HAA 15D	5/3/2016	LEAD	0.5	5	J	J	3.63	15	µg/L
HAA 15D	5/3/2017	LEAD	0.5	5	J	J	2.72	15	µg/L
HAA 15D	5/7/2013	GROSS ALPHA	2.49	4.4	U	U	0.105	15	pCi/L
HAA 15D	5/7/2014	GROSS ALPHA	2.2	3.89	U	U	0.0934	15	pCi/L
HAA 15D	4/28/2015	GROSS ALPHA	2.06	3.71	U	U	0.151	15	pCi/L
HAA 15D	5/3/2016	GROSS ALPHA	2.28	5.74	U	U	1.52	15	pCi/L
HAA 15D	5/3/2017	GROSS ALPHA	1.42	4.07	J	J	1.78	15	pCi/L
HAA 15D	5/7/2014	ETHYLBENZENE	0.3	1	U	U	1	700	µg/L
HAA 15D	4/28/2015	ETHYLBENZENE	0.09	1	U	U	1	700	µg/L
HAA 15D	5/7/2014	DICHLOROMETHANE (METHYLENE CHLORIDE)	1	5	U	U	5	5	µg/L
HAA 15D	4/28/2015	DICHLOROMETHANE (METHYLENE CHLORIDE)	0.27	1	U	U	1	5	µg/L
HAA 15D	5/7/2014	DICHLORODIFLUOROMETHANE	0.3	1	U	U	1	200	µg/L
HAA 15D	4/28/2015	DICHLORODIFLUOROMETHANE	0.08	2	U	U	2	200	µg/L
HAA 15D	5/7/2014	DIBROMOCHLOROMETHANE	0.3	1	U	U	1	80	µg/L
HAA 15D	4/28/2015	DIBROMOCHLOROMETHANE	0.13	1	U	U	1	80	µg/L
HAA 15D	5/7/2014	CYCLOHEXANE	0.3	1	U	U	1	13000	µg/L
HAA 15D	4/28/2015	CYCLOHEXANE	0.07	1	U	U	1	13000	µg/L
HAA 15D	5/7/2014	CUMENE (ISOPROPYLBENZENE)	0.3	1	U	U	1	450	µg/L
HAA 15D	4/28/2015	CUMENE (ISOPROPYLBENZENE)	0.08	1	U	U	1	450	µg/L
HAA 15D	5/7/2014	CIS-1,3-DICHLOROPROPENE	0.3	1	U	U	1	0.47	µg/L
HAA 15D	4/28/2015	CIS-1,3-DICHLOROPROPENE	0.07	1	U	U	1	0.47	µg/L
HAA 15D	5/7/2014	CIS-1,2-DICHLOROETHYLENE	0.3	1	U	U	1	0.47	µg/L
HAA 15D	4/28/2015	CIS-1,2-DICHLOROETHYLENE	0.09	1	U	U	1	0.47	µg/L
HAA 15D	5/7/2014	CHLOROMETHANE (METHYL CHLORIDE)	0.3	1	U	U	0.35	190	µg/L
HAA 15D	4/28/2015	CHLOROMETHANE (METHYL CHLORIDE)	0.08	2	U	U	2	190	µg/L
HAA 15D	5/7/2014	CHLOROFORM	0.3	1	U	U	1	80	µg/L
HAA 15D	4/28/2015	CHLOROFORM	0.1	1	U	U	1	80	µg/L
HAA 15D	5/7/2014	CHLOROETHENE (VINYL CHLORIDE)	0.3	1	U	U	1	2	µg/L
HAA 15D	4/28/2015	CHLOROETHENE (VINYL CHLORIDE)	0.08	2	U	U	2	2	µg/L
HAA 15D	5/7/2014	CHLOROETHANE (ETHYL CHLORIDE)	0.3	1	U	U	1	21000	µg/L
HAA 15D	4/28/2015	CHLOROETHANE (ETHYL CHLORIDE)	0.1	2	U	U	2	21000	µg/L
HAA 15D	5/7/2014	CHLOROBENZENE	0.3	1	U	U	1	100	µg/L
HAA 15D	4/28/2015	CHLOROBENZENE	0.15	1	U	U	1	100	µg/L
HAA 15D	5/3/2010	CARBON TETRACHLORIDE	1.04	2	U	U	2	5	µg/L
HAA 15D	5/3/2011	CARBON TETRACHLORIDE	0.13	2	U	U	2	5	µg/L
HAA 15D	5/7/2013	CARBON TETRACHLORIDE	0.13	2	U	U	2	5	µg/L
HAA 15D	5/7/2014	CARBON TETRACHLORIDE	0.3	1	U	U	1	5	µg/L
HAA 15D	4/28/2015	CARBON TETRACHLORIDE	0.13	1	U	U	1	5	µg/L
HAA 15D	5/3/2016	CARBON TETRACHLORIDE	0.3	1	U	U	1	5	µg/L
HAA 15D	5/3/2017	CARBON TETRACHLORIDE	0.333	1	U	U	1	5	µg/L
HAA 15D	5/7/2014	CARBON DISULFIDE	1.5	5	U	U	5	810	µg/L
HAA 15D	4/28/2015	CARBON DISULFIDE	0.05	1	U	U	1	810	µg/L

Bold indicates concentration exceeds the MCL or USEPA Regional Screening Levels, http://epa.gov/reg3hwmd/risk/human/rb-concentration_table/index.htm. (May 2016 RSL Table)

Scoping Summary for the GSA
Eastern Groundwater Operable Unit (U)
September 2018

WSRC-RP-2000-4134
Final
Appendix A, Page A-36 of A-70

Station	Date	Analyte	MDL	PQL	Lab Qual	EPA Qual	Result	MCL/RSL	Units
HAA 15D	5/3/2010	CADMIUM	0.2	2	U	U	2	5	µg/L
HAA 15D	5/3/2011	CADMIUM	0.2	2	U	U	2	5	µg/L
HAA 15D	5/7/2013	CADMIUM	0.2	2	U	U	2	5	µg/L
HAA 15D	5/7/2014	CADMIUM	0.1	1	U	U	1	5	µg/L
HAA 15D	4/28/2015	CADMIUM	0.1	1	U	U	1	5	µg/L
HAA 15D	5/3/2016	CADMIUM	0.1	1	U	U	1	5	µg/L
HAA 15D	5/3/2017	CADMIUM	0.1	1	U	U	1	5	µg/L
HAA 15D	5/7/2014	BROMOMETHANE (METHYL BROMIDE)	0.3	1	U	U	1	75	µg/L
HAA 15D	4/28/2015	BROMOMETHANE (METHYL BROMIDE)	0.25	2	U	U	2	75	µg/L
HAA 15D	5/7/2014	BROMOFORM (TRIBROMOMETHANE)	0.3	1	U	U	1	80	µg/L
HAA 15D	4/28/2015	BROMOFORM (TRIBROMOMETHANE)	0.17	1	U	U	1	80	µg/L
HAA 15D	5/7/2014	BROMODICHLOROMETHANE	0.3	1	U	U	1	80	µg/L
HAA 15D	4/28/2015	BROMODICHLOROMETHANE	0.09	1	U	U	1	80	µg/L
HAA 15D	5/7/2014	BROMOCHLOROMETHANE	0.3	1	U	U	1	83	µg/L
HAA 15D	4/28/2015	BROMOCHLOROMETHANE	0.13	1	U	U	1	83	µg/L
HAA 15D	5/7/2014	BENZENE	0.3	1	U	U	1	5	µg/L
HAA 15D	4/28/2015	BENZENE	0.06	1	U	U	1	5	µg/L
HAA 15D	5/7/2014	ACETONE	1.5	5	U	U	5	14000	µg/L
HAA 15D	4/28/2015	ACETONE	0.34	2	U	U	2	14000	µg/L
HAA 15D	5/7/2014	2-HEXANONE	1.5	5	U	U	5	38	µg/L
HAA 15D	4/28/2015	2-HEXANONE	0.22	5	U	U	5	38	µg/L
HAA 15D	5/7/2014	1,4-DIOXANE	15	50	U	U	50	0.46	µg/L
HAA 15D	4/28/2015	1,4-DIOXANE	7.6	80	U	U	80	0.46	µg/L
HAA 15D	5/7/2014	1,4-DICHLOROBENZENE	0.3	1	U	U	1		µg/L
HAA 15D	4/28/2015	1,4-DICHLOROBENZENE	0.12	1	U	U	1		µg/L
HAA 15D	5/7/2014	1,3-DICHLOROBENZENE	0.3	1	U	U	1		µg/L
HAA 15D	4/28/2015	1,3-DICHLOROBENZENE	0.08	1	U	U	1		µg/L
HAA 15D	5/7/2014	1,2-DICHLOROPROPANE	0.3	1	U	U	1	5	µg/L
HAA 15D	4/28/2015	1,2-DICHLOROPROPANE	0.1	1	U	U	1	5	µg/L
HAA 15D	5/7/2014	1,2-DICHLOROETHANE (EDC)	0.3	1	U	U	1	5	µg/L
HAA 15D	4/28/2015	1,2-DICHLOROETHANE (EDC)	0.1	1	U	U	1	5	µg/L
HAA 15D	5/7/2014	1,2-DICHLOROBENZENE	0.3	1	U	U	1	600	µg/L
HAA 15D	4/28/2015	1,2-DICHLOROBENZENE	0.06	1	U	U	1	600	µg/L
HAA 15D	5/7/2014	1,2-DIBROMOETHANE	0.3	1	U	U	1	0.5	µg/L
HAA 15D	4/28/2015	1,2-DIBROMOETHANE	0.13	1	U	U	1	0.5	µg/L
HAA 15D	5/7/2014	1,2-DIBROMO-3-CHLOROPROPANE	0.5	1	U	U	1	0.2	µg/L
HAA 15D	4/28/2015	1,2-DIBROMO-3-CHLOROPROPANE	0.41	1	U	U	1	0.2	µg/L
HAA 15D	5/7/2014	1,2,4-TRICHLOROBENZENE	0.3	1	U	U	1	7	µg/L
HAA 15D	4/28/2015	1,2,4-TRICHLOROBENZENE	0.08	1	U	U	1	7	µg/L
HAA 15D	5/7/2014	1,2,3-TRICHLOROBENZENE	0.3	1	U	U	1	7	µg/L
HAA 15D	4/28/2015	1,2,3-TRICHLOROBENZENE	0.09	1	U	U	1	7	µg/L
HAA 15D	5/7/2014	1,1-DICHLOROETHYLENE	0.3	1	U	U	1	7	µg/L
HAA 15D	4/28/2015	1,1-DICHLOROETHYLENE	0.08	1	U	U	1	7	µg/L
HAA 15D	5/3/2010	1,1-DICHLOROETHANE	0.9	2	U	U	2	2.8	µg/L
HAA 15D	5/3/2011	1,1-DICHLOROETHANE	0.1	2	U	U	2	2.8	µg/L
HAA 15D	5/7/2013	1,1-DICHLOROETHANE	0.1	2	U	U	2	2.8	µg/L
HAA 15D	5/7/2014	1,1-DICHLOROETHANE	0.3	1	U	U	1	2.8	µg/L
HAA 15D	4/28/2015	1,1-DICHLOROETHANE	0.07	1	U	U	1	2.8	µg/L
HAA 15D	5/3/2016	1,1-DICHLOROETHANE	0.3	1	U	U	1	2.8	µg/L
HAA 15D	5/3/2017	1,1-DICHLOROETHANE	0.333	1	U	U	1	2.8	µg/L
HAA 15D	5/7/2014	1,1,2-TRICHLOROETHANE	0.3	1	U	U	1	5	µg/L
HAA 15D	4/28/2015	1,1,2-TRICHLOROETHANE	0.15	1	U	U	1	5	µg/L
HAA 15D	5/7/2014	1,1,2-TRICHLORO-1,2,2-TRIFLUOROETHANE	2	5	U	U	5		µg/L
HAA 15D	4/28/2015	1,1,2-TRICHLORO-1,2,2-TRIFLUOROETHANE	0.1	1	J	J	0.26		µg/L
HAA 15D	5/7/2014	1,1,2,2-TETRACHLOROETHANE	0.3	1	U	U	1	0.076	µg/L
HAA 15D	4/28/2015	1,1,2,2-TETRACHLOROETHANE	0.1	1	U	U	1	0.076	µg/L
HAA 15D	5/3/2010	1,1,1-TRICHLOROETHANE	0.79	2	U	U	2	200	µg/L
HAA 15D	5/3/2011	1,1,1-TRICHLOROETHANE	0.15	2	U	U	2	200	µg/L
HAA 15D	5/7/2013	1,1,1-TRICHLOROETHANE	0.15	2	U	U	2	200	µg/L
HAA 15D	5/7/2014	1,1,1-TRICHLOROETHANE	0.3	1	U	U	1	200	µg/L
HAA 15D	4/28/2015	1,1,1-TRICHLOROETHANE	0.07	1	U	U	1	200	µg/L
HAA 15D	5/3/2016	1,1,1-TRICHLOROETHANE	0.3	1	U	U	1	200	µg/L
HAA 15D	5/3/2017	1,1,1-TRICHLOROETHANE	0.333	1	U	U	1	200	µg/L
HAA016D	5/3/2010	TRITIUM	0.461	1.62			7.83	20	pCi/mL
HAA016D	5/3/2010	TRITIUM	0.463	1.62			7.74	20	pCi/mL
HAA016D	5/5/2011	TRITIUM	0.569	1.74			6.38	20	pCi/mL
HAA016D	5/1/2012	TRITIUM	0.486	1.67			7.53	20	pCi/mL
HAA016D	5/9/2013	TRITIUM	0.525	1.73			7.03	20	pCi/mL
HAA016D	5/6/2014	TRITIUM	0.383	1.41			6.41	20	pCi/mL
HAA016D	5/6/2014	TRITIUM	0.388	1.42			6.36	20	pCi/mL
HCB 2	5/18/2010	TRITIUM	0.438	1.52			6.87	20	pCi/mL

Bold indicates concentration exceeds the MCL or USEPA Regional Screening Levels, http://epa.gov/reg3hwmd/risk/human/rb-concentration_table/index.htm. (May 2016 RSL Table)

Scoping Summary for the GSA
Eastern Groundwater Operable Unit (U)
September 2018

WSRC-RP-2000-4134
Final
Appendix A, Page A-37 of A-70

Station	Date	Analyte	MDL	PQL	Lab Qual	EPA Qual	Result	MCL/RSL	Units
HC2 2	5/9/2011	TRITIUM	0.501	1.47			4.26	20	pCi/mL
HC2 2	5/7/2012	TRITIUM	0.537	1.42			3.26	20	pCi/mL
HC2 2	5/7/2012	TRITIUM	0.536	1.42			3.23	20	pCi/mL
HC2 2	5/8/2013	TRITIUM	0.538	1.5			3.38	20	pCi/mL
HC2 2	5/8/2013	TRITIUM	0.537	1.46			2.96	20	pCi/mL
HC2 2	5/7/2014	TRITIUM	0.378	2.21			23.1	20	pCi/mL
HC2 2	4/27/2015	TRITIUM	0.426	1.26			3.18	20	pCi/mL
HC2 2	5/2/2016	TRITIUM	0.477	1.33			2.88	20	pCi/mL
HC2 2	4/26/2017	TRITIUM	0.468	1.32			2.77	20	pCi/mL
HC2 2	5/7/2014	TRICHLOROFLUOROMETHANE	0.3	1	U	U	1	5200	µg/L
HC2 2	4/27/2015	TRICHLOROFLUOROMETHANE	0.11	1	U	U	1	5200	µg/L
HC2 2	5/18/2010	TRICHLOROETHYLENE (TCE)	0.97	2	U	U	2	5	µg/L
HC2 2	5/18/2010	TRICHLOROETHYLENE (TCE)	0.97	2	U	U	2	5	µg/L
HC2 2	5/9/2011	TRICHLOROETHYLENE (TCE)	0.1	2	U	U	2	5	µg/L
HC2 2	5/7/2012	TRICHLOROETHYLENE (TCE)	0.1	2	U	U	2	5	µg/L
HC2 2	5/8/2013	TRICHLOROETHYLENE (TCE)	0.1	2	U	U	2	5	µg/L
HC2 2	5/8/2013	TRICHLOROETHYLENE (TCE)	0.1	2	U	U	2	5	µg/L
HC2 2	5/7/2014	TRICHLOROETHYLENE (TCE)	0.3	1	U	U	1	5	µg/L
HC2 2	4/27/2015	TRICHLOROETHYLENE (TCE)	0.25	1	U	U	1	5	µg/L
HC2 2	5/2/2016	TRICHLOROETHYLENE (TCE)	0.3	1	U	U	1	5	µg/L
HC2 2	4/26/2017	TRICHLOROETHYLENE (TCE)	0.333	1	U	U	1	5	µg/L
HC2 2	5/7/2014	TRANS-1,3-DICHLOROPROPENE	0.3	1	U	U	1	0.47	µg/L
HC2 2	4/27/2015	TRANS-1,3-DICHLOROPROPENE	0.08	1	U	U	1	0.47	µg/L
HC2 2	5/7/2014	TRANS-1,2-DICHLOROETHYLENE	0.3	1	U	U	1	100	µg/L
HC2 2	4/27/2015	TRANS-1,2-DICHLOROETHYLENE	0.08	1	U	U	1	100	µg/L
HC2 2	5/7/2014	TOLUENE	0.3	1	U	U	1	1000	µg/L
HC2 2	4/27/2015	TOLUENE	0.07	1		U	1.7	1000	µg/L
HC2 2	5/7/2014	TETRACHLOROETHYLENE (PCE)	0.3	1	U	U	1	5	µg/L
HC2 2	4/27/2015	TETRACHLOROETHYLENE (PCE)	0.18	1	U	U	1	5	µg/L
HC2 2	5/7/2014	STYRENE	0.3	1	U	U	1	100	µg/L
HC2 2	4/27/2015	STYRENE	0.07	1	U	U	1	100	µg/L
HC2 2	5/7/2012	SODIUM	0.04	0.4			11.7		µg/L
HC2 2	5/7/2014	O-XYLENE	0.3	1	U	U	1	190	µg/L
HC2 2	4/27/2015	O-XYLENE	0.06	1	U	U	1	190	µg/L
HC2 2	5/18/2010	NONVOLATILE BETA	5.23	12.7	J	J	5.91	50	pCi/L
HC2 2	5/9/2011	NONVOLATILE BETA	5.63	13.8	J	J	6.9	50	pCi/L
HC2 2	5/7/2012	NONVOLATILE BETA	6.78	16	J	J	6.91	50	pCi/L
HC2 2	5/8/2013	NONVOLATILE BETA	4.83	12.8	J	J	8.97	50	pCi/L
HC2 2	5/8/2013	NONVOLATILE BETA	5.05	12.2	J	J	5.23	50	pCi/L
HC2 2	5/7/2014	NONVOLATILE BETA	5.85	14.3	J	J	7.76	50	pCi/L
HC2 2	4/27/2015	NONVOLATILE BETA	4.19	10.6	J	J	5.47	50	pCi/L
HC2 2	5/2/2016	NONVOLATILE BETA	4.13	10.8	J	J	6.49	50	pCi/L
HC2 2	4/26/2017	NONVOLATILE BETA	6.02	14.3	U	U	5.59	50	pCi/L
HC2 2	5/7/2014	METHYLCYCLOHEXANE	0.3	1	U	U	1		µg/L
HC2 2	4/27/2015	METHYLCYCLOHEXANE	0.1	4	U	U	4		µg/L
HC2 2	5/7/2014	METHYL TERTIARY BUTYL ETHER (MTBE)	0.3	1	U	U	1	14	µg/L
HC2 2	4/27/2015	METHYL TERTIARY BUTYL ETHER (MTBE)	0.11	2	U	U	2	14	µg/L
HC2 2	5/7/2014	METHYL ISOBUTYL KETONE	1.5	5	U	U	5	6300	µg/L
HC2 2	4/27/2015	METHYL ISOBUTYL KETONE	0.12	5	U	U	5	6300	µg/L
HC2 2	5/7/2014	METHYL ETHYL KETONE	1.5	5	U	U	5	5600	µg/L
HC2 2	4/27/2015	METHYL ETHYL KETONE	0.52	5	U	U	5	5600	µg/L
HC2 2	5/7/2014	METHYL ACETATE	1.5	5	U	U	5	20000	µg/L
HC2 2	4/27/2015	METHYL ACETATE	0.37	25	U	U	25	20000	µg/L
HC2 2	5/7/2014	M,P-XYLENE	0.3	2	U	U	2	190	µg/L
HC2 2	4/27/2015	M,P-XYLENE	0.14	2	U	U	2	190	µg/L
HC2 2	5/18/2010	LEAD	0.4	4	J	J	2.83	15	µg/L
HC2 2	5/18/2010	LEAD	0.4	4	J	J	2.8	15	µg/L
HC2 2	5/9/2011	LEAD	1	10	J	J	2.5	15	µg/L
HC2 2	5/7/2012	LEAD	1	10	J	J	7.94	15	µg/L
HC2 2	5/8/2013	LEAD	1	10	J	J	2.13	15	µg/L
HC2 2	5/8/2013	LEAD	1	10	J	J	1.57	15	µg/L
HC2 2	5/7/2014	LEAD	0.5	5	J	J	1.06	15	µg/L
HC2 2	4/27/2015	LEAD	0.5	5	J	J	1.37	15	µg/L
HC2 2	5/2/2016	LEAD	0.5	5	J	J	2.06	15	µg/L
HC2 2	4/26/2017	LEAD	0.5	5	J	J	3.31	15	µg/L
HC2 2	4/26/2017	LEAD	0.5	5	J	J	2.61	15	µg/L
HC2 2	5/8/2013	GROSS ALPHA	2.62	10.2	J	J	7.15	15	pCi/L
HC2 2	5/8/2013	GROSS ALPHA	2.61	8.85	J	J	4.78	15	pCi/L
HC2 2	5/7/2014	GROSS ALPHA	2.3	12.5			15.6	15	pCi/L
HC2 2	4/27/2015	GROSS ALPHA	2.18	4.55	U	U	0.557	15	pCi/L
HC2 2	5/2/2016	GROSS ALPHA	2.37	7.17	J	J	3.17	15	pCi/L

Bold indicates concentration exceeds the MCL or USEPA Regional Screening Levels, http://epa.gov/reg3hwmd/risk/human/rb-concentration_table/index.htm. (May 2016 RSL Table)

Scoping Summary for the GSA
Eastern Groundwater Operable Unit (U)
September 2018

WSRC-RP-2000-4134
Final
Appendix A, Page A-38 of A-70

Station	Date	Analyte	MDL	PQL	Lab Qual	EPA Qual	Result	MCL/RSL	Units
HC2 2	4/26/2017	GROSS ALPHA	2.39	13.1			17.3	15	pCi/L
HC2 2	5/7/2014	ETHYLBENZENE	0.3	1	U	U	1	700	µg/L
HC2 2	4/27/2015	ETHYLBENZENE	0.09	1	U	U	1	700	µg/L
HC2 2	5/7/2014	DICHLOROMETHANE (METHYLENE CHLORIDE)	1	5	U	U	5	5	µg/L
HC2 2	4/27/2015	DICHLOROMETHANE (METHYLENE CHLORIDE)	0.27	1	U	U	1	5	µg/L
HC2 2	5/7/2014	DICHLORODIFLUOROMETHANE	0.3	1	U	U	1	200	µg/L
HC2 2	4/27/2015	DICHLORODIFLUOROMETHANE	0.08	2	U	U	2	200	µg/L
HC2 2	5/7/2014	DIBROMOCHLOROMETHANE	0.3	1	U	U	1	80	µg/L
HC2 2	4/27/2015	DIBROMOCHLOROMETHANE	0.13	1	U	U	1	80	µg/L
HC2 2	5/7/2014	CYCLOHEXANE	0.3	1	U	U	1	13000	µg/L
HC2 2	4/27/2015	CYCLOHEXANE	0.07	1	U	U	1	13000	µg/L
HC2 2	5/7/2014	CUMENE (ISOPROPYLBENZENE)	0.3	1	U	U	1	450	µg/L
HC2 2	4/27/2015	CUMENE (ISOPROPYLBENZENE)	0.08	1	U	U	1	450	µg/L
HC2 2	5/7/2014	CIS-1,3-DICHLOROPROPENE	0.3	1	U	U	1	0.47	µg/L
HC2 2	4/27/2015	CIS-1,3-DICHLOROPROPENE	0.07	1	U	U	1	0.47	µg/L
HC2 2	5/7/2014	CIS-1,2-DICHLOROETHYLENE	0.3	1	U	U	1	0.47	µg/L
HC2 2	4/27/2015	CIS-1,2-DICHLOROETHYLENE	0.09	1	U	U	1	0.47	µg/L
HC2 2	5/7/2012	CHROMIUM	20	200	U	U	200	100	µg/L
HC2 2	5/7/2014	CHLOROMETHANE (METHYL CHLORIDE)	0.3	1	U	U	1	190	µg/L
HC2 2	4/27/2015	CHLOROMETHANE (METHYL CHLORIDE)	0.08	2	U	U	2	190	µg/L
HC2 2	5/7/2014	CHLOROFORM	0.3	1	U	U	1	80	µg/L
HC2 2	4/27/2015	CHLOROFORM	0.1	1	U	U	1	80	µg/L
HC2 2	5/7/2014	CHLOROETHENE (VINYL CHLORIDE)	0.3	1	U	U	1	2	µg/L
HC2 2	4/27/2015	CHLOROETHENE (VINYL CHLORIDE)	0.08	2	U	U	2	2	µg/L
HC2 2	5/7/2014	CHLOROETHANE (ETHYL CHLORIDE)	0.3	1	U	U	1	21000	µg/L
HC2 2	4/27/2015	CHLOROETHANE (ETHYL CHLORIDE)	0.1	2	U	U	2	21000	µg/L
HC2 2	5/7/2014	CHLOROBENZENE	0.3	1	U	U	1	100	µg/L
HC2 2	4/27/2015	CHLOROBENZENE	0.15	1	U	U	1	100	µg/L
HC2 2	5/18/2010	CARBON TETRACHLORIDE	1.04	2	U	U	2	5	µg/L
HC2 2	5/18/2010	CARBON TETRACHLORIDE	1.04	2	U	U	2	5	µg/L
HC2 2	5/9/2011	CARBON TETRACHLORIDE	0.13	2	U	U	2	5	µg/L
HC2 2	5/7/2012	CARBON TETRACHLORIDE	0.13	2	U	U	2	5	µg/L
HC2 2	5/8/2013	CARBON TETRACHLORIDE	0.13	2	U	U	2	5	µg/L
HC2 2	5/8/2013	CARBON TETRACHLORIDE	0.13	2	U	U	2	5	µg/L
HC2 2	5/7/2014	CARBON TETRACHLORIDE	0.3	1	U	U	1	5	µg/L
HC2 2	4/27/2015	CARBON TETRACHLORIDE	0.13	1	U	U	1	5	µg/L
HC2 2	5/2/2016	CARBON TETRACHLORIDE	0.3	1	U	U	1	5	µg/L
HC2 2	4/26/2017	CARBON TETRACHLORIDE	0.333	1	U	U	1	5	µg/L
HC2 2	5/7/2014	CARBON DISULFIDE	1.5	5	U	U	5	810	µg/L
HC2 2	4/27/2015	CARBON DISULFIDE	0.05	1	U	U	1	810	µg/L
HC2 2	5/18/2010	CADMIUM	0.2	2	J	J	0.705	5	µg/L
HC2 2	5/18/2010	CADMIUM	0.2	2	J	J	0.621	5	µg/L
HC2 2	5/9/2011	CADMIUM	0.2	2	J	J	0.455	5	µg/L
HC2 2	5/7/2012	CADMIUM	0.2	2	J	J	0.852	5	µg/L
HC2 2	5/8/2013	CADMIUM	0.2	2	J	J	0.232	5	µg/L
HC2 2	5/8/2013	CADMIUM	0.2	2	J	J	0.227	5	µg/L
HC2 2	5/7/2014	CADMIUM	0.1	1	J	J	0.365	5	µg/L
HC2 2	4/27/2015	CADMIUM	0.1	1	J	J	0.207	5	µg/L
HC2 2	5/2/2016	CADMIUM	0.1	1	J	J	0.311	5	µg/L
HC2 2	4/26/2017	CADMIUM	0.1	1	J	J	0.503	5	µg/L
HC2 2	4/26/2017	CADMIUM	0.1	1	J	J	0.453	5	µg/L
HC2 2	5/7/2014	BROMOMETHANE (METHYL BROMIDE)	0.3	1	U	U	1	75	µg/L
HC2 2	4/27/2015	BROMOMETHANE (METHYL BROMIDE)	0.25	2	U	U	2	75	µg/L
HC2 2	5/7/2014	BROMOFORM (TRIBROMOMETHANE)	0.3	1	U	U	1	80	µg/L
HC2 2	4/27/2015	BROMOFORM (TRIBROMOMETHANE)	0.17	1	U	U	1	80	µg/L
HC2 2	5/7/2014	BROMODICHLOROMETHANE	0.3	1	U	U	1	80	µg/L
HC2 2	4/27/2015	BROMODICHLOROMETHANE	0.09	1	U	U	1	80	µg/L
HC2 2	5/7/2014	BROMOCHLOROMETHANE	0.3	1	U	U	1	83	µg/L
HC2 2	4/27/2015	BROMOCHLOROMETHANE	0.13	1	U	U	1	83	µg/L
HC2 2	5/7/2014	BENZENE	0.3	1	U	U	1	5	µg/L
HC2 2	4/27/2015	BENZENE	0.06	1	U	U	1	5	µg/L
HC2 2	5/7/2014	ACETONE	1.5	5	U	U	5	14000	µg/L
HC2 2	4/27/2015	ACETONE	0.34	2	U	U	2	14000	µg/L
HC2 2	5/7/2014	2-HEXANONE	1.5	5	U	U	5	38	µg/L
HC2 2	4/27/2015	2-HEXANONE	0.22	5	U	U	5	38	µg/L
HC2 2	5/7/2014	1,4-DIOXANE	15	50	U	U	50	0.46	µg/L
HC2 2	4/27/2015	1,4-DIOXANE	7.6	80	U	U	80	0.46	µg/L
HC2 2	5/7/2014	1,4-DICHLOROBENZENE	0.3	1	U	U	1		µg/L
HC2 2	4/27/2015	1,4-DICHLOROBENZENE	0.12	1	U	U	1		µg/L
HC2 2	5/7/2014	1,3-DICHLOROBENZENE	0.3	1	U	U	1		µg/L
HC2 2	4/27/2015	1,3-DICHLOROBENZENE	0.08	1	U	U	1		µg/L

Bold indicates concentration exceeds the MCL or USEPA Regional Screening Levels, http://epa.gov/reg3hwmd/risk/human/rb-concentration_table/index.htm. (May 2016 RSL Table)

Scoping Summary for the GSA
Eastern Groundwater Operable Unit (U)
September 2018

WSRC-RP-2000-4134
Final
Appendix A, Page A-39 of A-70

Station	Date	Analyte	MDL	PQL	Lab Qual	EPA Qual	Result	MCL/RSL	Units
HC2 2	5/7/2014	1,2-DICHLOROPROPANE	0.3	1	U	U	1	5	µg/L
HC2 2	4/27/2015	1,2-DICHLOROPROPANE	0.1	1	U	U	1	5	µg/L
HC2 2	5/7/2014	1,2-DICHLOROETHANE (EDC)	0.3	1	U	U	1	5	µg/L
HC2 2	4/27/2015	1,2-DICHLOROETHANE (EDC)	0.1	1	U	U	1	5	µg/L
HC2 2	5/7/2014	1,2-DICHLOROBENZENE	0.3	1	U	U	1	600	µg/L
HC2 2	4/27/2015	1,2-DICHLOROBENZENE	0.06	1	U	U	1	600	µg/L
HC2 2	5/7/2014	1,2-DIBROMOETHANE	0.3	1	U	U	1	0.5	µg/L
HC2 2	4/27/2015	1,2-DIBROMOETHANE	0.13	1	U	U	1	0.5	µg/L
HC2 2	5/7/2014	1,2-DIBROMO-3-CHLOROPROPANE	0.5	1	U	U	1	0.2	µg/L
HC2 2	4/27/2015	1,2-DIBROMO-3-CHLOROPROPANE	0.41	1	U	U	1	0.2	µg/L
HC2 2	5/7/2014	1,2,4-TRICHLOROBENZENE	0.3	1	U	U	1	7	µg/L
HC2 2	4/27/2015	1,2,4-TRICHLOROBENZENE	0.08	1	U	U	1	7	µg/L
HC2 2	5/7/2014	1,2,3-TRICHLOROBENZENE	0.3	1	U	U	1	7	µg/L
HC2 2	4/27/2015	1,2,3-TRICHLOROBENZENE	0.09	1	U	U	1	7	µg/L
HC2 2	5/7/2014	1,1-DICHLOROETHYLENE	0.3	1	U	U	1	7	µg/L
HC2 2	4/27/2015	1,1-DICHLOROETHYLENE	0.08	1	U	U	1	7	µg/L
HC2 2	5/18/2010	1,1-DICHLOROETHANE	0.9	2	U	U	2	2.8	µg/L
HC2 2	5/18/2010	1,1-DICHLOROETHANE	0.9	2	U	U	2	2.8	µg/L
HC2 2	5/9/2011	1,1-DICHLOROETHANE	0.1	2	U	U	2	2.8	µg/L
HC2 2	5/7/2012	1,1-DICHLOROETHANE	0.1	2	U	U	2	2.8	µg/L
HC2 2	5/8/2013	1,1-DICHLOROETHANE	0.1	2	U	U	2	2.8	µg/L
HC2 2	5/8/2013	1,1-DICHLOROETHANE	0.1	2	U	U	2	2.8	µg/L
HC2 2	5/7/2014	1,1-DICHLOROETHANE	0.3	1	U	U	1	2.8	µg/L
HC2 2	4/27/2015	1,1-DICHLOROETHANE	0.07	1	U	U	1	2.8	µg/L
HC2 2	5/2/2016	1,1-DICHLOROETHANE	0.3	1	U	U	1	2.8	µg/L
HC2 2	4/26/2017	1,1-DICHLOROETHANE	0.333	1	U	U	1	2.8	µg/L
HC2 2	5/7/2014	1,1,2-TRICHLOROETHANE	0.3	1	U	U	1	5	µg/L
HC2 2	4/27/2015	1,1,2-TRICHLOROETHANE	0.15	1	U	U	1	5	µg/L
HC2 2	5/7/2014	1,1,2-TRICHLORO-1,2,2-TRIFLUOROETHANE	2	5	U	U	5		µg/L
HC2 2	4/27/2015	1,1,2-TRICHLORO-1,2,2-TRIFLUOROETHANE	0.1	1	U	U	1		µg/L
HC2 2	5/7/2014	1,1,2,2-TETRACHLOROETHANE	0.3	1	U	U	1	0.076	µg/L
HC2 2	4/27/2015	1,1,2,2-TETRACHLOROETHANE	0.1	1	U	U	1	0.076	µg/L
HC2 2	5/18/2010	1,1,1-TRICHLOROETHANE	0.79	2	U	U	2	200	µg/L
HC2 2	5/18/2010	1,1,1-TRICHLOROETHANE	0.79	2	U	U	2	200	µg/L
HC2 2	5/9/2011	1,1,1-TRICHLOROETHANE	0.15	2	U	U	2	200	µg/L
HC2 2	5/7/2012	1,1,1-TRICHLOROETHANE	0.15	2	U	U	2	200	µg/L
HC2 2	5/8/2013	1,1,1-TRICHLOROETHANE	0.15	2	U	U	2	200	µg/L
HC2 2	5/8/2013	1,1,1-TRICHLOROETHANE	0.15	2	U	U	2	200	µg/L
HC2 2	5/7/2014	1,1,1-TRICHLOROETHANE	0.3	1	U	U	1	200	µg/L
HC2 2	4/27/2015	1,1,1-TRICHLOROETHANE	0.07	1	U	U	1	200	µg/L
HC2 2	5/2/2016	1,1,1-TRICHLOROETHANE	0.3	1	U	U	1	200	µg/L
HC2 2	4/26/2017	1,1,1-TRICHLOROETHANE	0.333	1	U	U	1	200	µg/L
HGW 1D	5/3/2010	TRITIUM	0.459	1.98			15	20	pCi/mL
HGW 1D	5/4/2011	TRITIUM	0.588	2.2			14	20	pCi/mL
HGW 1D	4/30/2012	TRITIUM	0.48	1.93			12.4	20	pCi/mL
HGW 1D	5/7/2013	TRITIUM	0.395	1.77	J		11.8	20	pCi/mL
HGW 1D	5/7/2014	TRITIUM	0.38	1.7			11.4	20	pCi/mL
HGW 1D	5/7/2014	TRICHLOROFLUOROMETHANE	0.3	1	U	U	1	5200	µg/L
HGW 1D	5/3/2010	TRICHLOROETHYLENE (TCE)	0.97	2	U	U	2	5	µg/L
HGW 1D	5/4/2011	TRICHLOROETHYLENE (TCE)	0.1	2	U	U	2	5	µg/L
HGW 1D	4/30/2012	TRICHLOROETHYLENE (TCE)	0.1	2	U	U	2	5	µg/L
HGW 1D	5/7/2013	TRICHLOROETHYLENE (TCE)	0.1	2	U	U	2	5	µg/L
HGW 1D	5/7/2014	TRICHLOROETHYLENE (TCE)	0.3	1	U	U	1	5	µg/L
HGW 1D	5/7/2014	TRANS-1,3-DICHLOROPROPENE	0.3	1	U	U	1	0.47	µg/L
HGW 1D	5/7/2014	TRANS-1,2-DICHLOROETHYLENE	0.3	1	U	U	1	100	µg/L
HGW 1D	5/7/2014	TOLUENE	0.3	1	U	U	1	1000	µg/L
HGW 1D	5/7/2014	TETRACHLOROETHYLENE (PCE)	0.3	1	U	U	1	5	µg/L
HGW 1D	5/7/2014	STYRENE	0.3	1	U	U	1	100	µg/L
HGW 1D	4/30/2012	SODIUM	0.04	0.4			6.92		µg/L
HGW 1D	5/7/2014	O-XYLENE	0.3	1	U	U	1	190	µg/L
HGW 1D	5/3/2010	NONVOLATILE BETA	4.53	11	U	U	4.48	50	pCi/L
HGW 1D	5/4/2011	NONVOLATILE BETA	4.76	11.3	U	U	3.88	50	pCi/L
HGW 1D	4/30/2012	NONVOLATILE BETA	4.78	10.7	U	U	1.85	50	pCi/L
HGW 1D	5/7/2013	NONVOLATILE BETA	5.27	12.5	U	U	4.66	50	pCi/L
HGW 1D	5/7/2013	NONVOLATILE BETA	5.18	11.9	U	U	3.14	50	pCi/L
HGW 1D	5/7/2014	NONVOLATILE BETA	5.2	12.7	J	J	6.05	50	pCi/L
HGW 1D	5/7/2014	METHYLCYCLOHEXANE	0.3	1	U	U	1		µg/L
HGW 1D	5/7/2014	METHYL TERTIARY BUTYL ETHER (MTBE)	0.3	1	U	U	1	14	µg/L
HGW 1D	5/7/2014	METHYL ISOBUTYL KETONE	1.5	5	U	U	5	6300	µg/L
HGW 1D	5/7/2014	METHYL ETHYL KETONE	1.5	5	U	U	5	5600	µg/L
HGW 1D	5/7/2014	METHYL ACETATE	1.5	5	U	U	5	20000	µg/L

Bold indicates concentration exceeds the MCL or USEPA Regional Screening Levels, http://epa.gov/reg3hwmd/risk/human/rb-concentration_table/index.htm. (May 2016 RSL Table)

Scoping Summary for the GSA
Eastern Groundwater Operable Unit (U)
September 2018

WSRC-RP-2000-4134
Final
Appendix A, Page A-40 of A-70

Station	Date	Analyte	MDL	PQL	Lab Qual	EPA Qual	Result	MCL/RSL	Units
HGW 1D	5/7/2014	M,P-XYLENE	0.3	2	U	U	2	190	µg/L
HGW 1D	5/3/2010	LEAD	0.4	4	J	J	0.941	15	µg/L
HGW 1D	5/4/2011	LEAD	1	10	U	U	10	15	µg/L
HGW 1D	4/30/2012	LEAD	1	10	J	J	5.35	15	µg/L
HGW 1D	5/7/2013	LEAD	1	10	U	U	10	15	µg/L
HGW 1D	5/7/2014	LEAD	0.5	5	J	J	0.75	15	µg/L
HGW 1D	5/7/2013	GROSS ALPHA	2.5	10.7	J	J	9.06	15	pCi/L
HGW 1D	5/7/2013	GROSS ALPHA	2.51	10.4	J	J	8.19	15	pCi/L
HGW 1D	5/7/2014	GROSS ALPHA	2.19	9.69	J	J	8.63	15	pCi/L
HGW 1D	5/7/2014	ETHYLBENZENE	0.3	1	U	U	1	700	µg/L
HGW 1D	5/7/2014	DICHLOROMETHANE (METHYLENE CHLORIDE)	1	5	U	U	5	5	µg/L
HGW 1D	5/7/2014	DICHLORODIFLUOROMETHANE	0.3	1	U	U	1	200	µg/L
HGW 1D	5/7/2014	DIBROMOCHLOROMETHANE	0.3	1	U	U	1	80	µg/L
HGW 1D	5/7/2014	CYCLOHEXANE	0.3	1	U	U	1	13000	µg/L
HGW 1D	5/7/2014	CUMENE (ISOPROPYLBENZENE)	0.3	1	U	U	1	450	µg/L
HGW 1D	5/7/2014	CIS-1,3-DICHLOROPROPENE	0.3	1	U	U	1	0.47	µg/L
HGW 1D	5/7/2014	CIS-1,2-DICHLOROETHYLENE	0.3	1	U	U	1	0.47	µg/L
HGW 1D	4/30/2012	CHROMIUM	20	200	U	U	200	100	µg/L
HGW 1D	5/7/2014	CHLOROMETHANE (METHYL CHLORIDE)	0.3	1	U	U	0.34	190	µg/L
HGW 1D	5/7/2014	CHLOROFORM	0.3	1	U	U	1	80	µg/L
HGW 1D	5/7/2014	CHLOROETHENE (VINYL CHLORIDE)	0.3	1	U	U	1	2	µg/L
HGW 1D	5/7/2014	CHLOROETHANE (ETHYL CHLORIDE)	0.3	1	U	U	1	21000	µg/L
HGW 1D	5/7/2014	CHLOROBENZENE	0.3	1	U	U	1	100	µg/L
HGW 1D	5/3/2010	CARBON TETRACHLORIDE	1.04	2	U	U	2	5	µg/L
HGW 1D	5/4/2011	CARBON TETRACHLORIDE	0.13	2	U	U	2	5	µg/L
HGW 1D	4/30/2012	CARBON TETRACHLORIDE	0.13	2	U	U	2	5	µg/L
HGW 1D	5/7/2013	CARBON TETRACHLORIDE	0.13	2	U	U	2	5	µg/L
HGW 1D	5/7/2014	CARBON TETRACHLORIDE	0.3	1	U	U	1	5	µg/L
HGW 1D	5/7/2014	CARBON DISULFIDE	1.5	5	U	U	5	810	µg/L
HGW 1D	5/3/2010	CADMIUM	0.2	2	U	U	2	5	µg/L
HGW 1D	5/4/2011	CADMIUM	0.2	2	U	U	2	5	µg/L
HGW 1D	4/30/2012	CADMIUM	0.2	2	U	U	2	5	µg/L
HGW 1D	5/7/2013	CADMIUM	0.2	2	U	U	2	5	µg/L
HGW 1D	5/7/2014	CADMIUM	0.1	1	J	J	0.177	5	µg/L
HGW 1D	5/7/2014	BROMOMETHANE (METHYL BROMIDE)	0.3	1	U	U	1	75	µg/L
HGW 1D	5/7/2014	BROMOFORM (TRIBROMOMETHANE)	0.3	1	U	U	1	80	µg/L
HGW 1D	5/7/2014	BROMODICHLOROMETHANE	0.3	1	U	U	1	80	µg/L
HGW 1D	5/7/2014	BROMOCHLOROMETHANE	0.3	1	U	U	1	83	µg/L
HGW 1D	5/7/2014	BENZENE	0.3	1	U	U	1	5	µg/L
HGW 1D	5/7/2014	ACETONE	1.5	5	U	U	5	14000	µg/L
HGW 1D	5/7/2014	2-HEXANONE	1.5	5	U	U	5	38	µg/L
HGW 1D	5/7/2014	1,4-DIOXANE	15	50	U	U	50	0.46	µg/L
HGW 1D	5/7/2014	1,4-DICHLOROBENZENE	0.3	1	U	U	1	µg/L	
HGW 1D	5/7/2014	1,3-DICHLOROBENZENE	0.3	1	U	U	1	µg/L	
HGW 1D	5/7/2014	1,2-DICHLOROPROPANE	0.3	1	U	U	1	5	µg/L
HGW 1D	5/7/2014	1,2-DICHLOROETHANE (EDC)	0.3	1	U	U	1	5	µg/L
HGW 1D	5/7/2014	1,2-DICHLOROBENZENE	0.3	1	U	U	1	600	µg/L
HGW 1D	5/7/2014	1,2-DIBROMOETHANE	0.3	1	U	U	1	0.5	µg/L
HGW 1D	5/7/2014	1,2-DIBROMO-3-CHLOROPROPANE	0.5	1	U	U	1	0.2	µg/L
HGW 1D	5/7/2014	1,2,4-TRICHLOROBENZENE	0.3	1	U	U	1	7	µg/L
HGW 1D	5/7/2014	1,2,3-TRICHLOROBENZENE	0.3	1	U	U	1	7	µg/L
HGW 1D	5/7/2014	1,1-DICHLOROETHYLENE	0.3	1	U	U	1	7	µg/L
HGW 1D	5/3/2010	1,1-DICHLOROETHANE	0.9	2	U	U	2	2.8	µg/L
HGW 1D	5/4/2011	1,1-DICHLOROETHANE	0.1	2	U	U	2	2.8	µg/L
HGW 1D	4/30/2012	1,1-DICHLOROETHANE	0.1	2	U	U	2	2.8	µg/L
HGW 1D	5/7/2013	1,1-DICHLOROETHANE	0.1	2	U	U	2	2.8	µg/L
HGW 1D	5/7/2014	1,1-DICHLOROETHANE	0.3	1	U	U	1	2.8	µg/L
HGW 1D	5/7/2014	1,1,2-TRICHLOROETHANE	0.3	1	U	U	1	5	µg/L
HGW 1D	5/7/2014	1,1,2-TRICHLORO-1,2,2-TRIFLUOROETHANE	2	5	U	U	5	µg/L	
HGW 1D	5/7/2014	1,1,2,2-TETRACHLOROETHANE	0.3	1	U	U	1	0.076	µg/L
HGW 1D	5/3/2010	1,1,1-TRICHLOROETHANE	0.79	2	U	U	2	200	µg/L
HGW 1D	5/4/2011	1,1,1-TRICHLOROETHANE	0.15	2	U	U	2	200	µg/L
HGW 1D	4/30/2012	1,1,1-TRICHLOROETHANE	0.15	2	U	U	2	200	µg/L
HGW 1D	5/7/2013	1,1,1-TRICHLOROETHANE	0.15	2	U	U	2	200	µg/L
HGW 1D	5/7/2014	1,1,1-TRICHLOROETHANE	0.3	1	U	U	1	200	µg/L
HGW 2D	5/3/2010	TRITIUM	0.456	2.49			28.9	20	pCi/mL
HGW 2D	5/4/2011	TRITIUM	0.587	2.72			26.8	20	pCi/mL
HGW 2D	5/4/2011	TRITIUM	0.591	2.73			26.7	20	pCi/mL
HGW 2D	5/4/2011	TRITIUM	0.586	2.71			26.7	20	pCi/mL
HGW 2D	4/30/2012	TRITIUM	0.481	2.46			25	20	pCi/mL
HGW 2D	5/7/2013	TRITIUM	0.524	2.74			29.6	20	pCi/mL

Bold indicates concentration exceeds the MCL or USEPA Regional Screening Levels, http://epa.gov/reg3hwmd/risk/human/rb-concentration_table/index.htm. (May 2016 RSL Table)

Scoping Summary for the GSA
Eastern Groundwater Operable Unit (U)
September 2018

WSRC-RP-2000-4134
Final
Appendix A, Page A-41 of A-70

Station	Date	Analyte	MDL	PQL	Lab Qual	EPA Qual	Result	MCL/RSI	Units
HGW 2D	5/7/2014	TRITIUM	0.386	2.42			28.3	20	pCi/mL
HGW 2D	4/22/2015	TRITIUM	0.528	2.48			29.6	20	pCi/mL
HGW 2D	4/26/2016	TRITIUM	0.452	2.68			32.5	20	pCi/mL
HGW 2D	4/26/2017	TRITIUM	0.523	2.67			28.9	20	pCi/mL
HGW 2D	5/7/2014	TRICHLOROFLUOROMETHANE	0.3	1	J	J	0.34	5200	µg/L
HGW 2D	4/22/2015	TRICHLOROFLUOROMETHANE	0.11	1	J	J	0.2	5200	µg/L
HGW 2D	5/3/2010	TRICHLOROETHYLENE (TCE)	0.97	2			5.25	5	µg/L
HGW 2D	5/4/2011	TRICHLOROETHYLENE (TCE)	0.1	2			5.91	5	µg/L
HGW 2D	5/4/2011	TRICHLOROETHYLENE (TCE)	0.1	2			5.14	5	µg/L
HGW 2D	4/30/2012	TRICHLOROETHYLENE (TCE)	0.1	2			4.65	5	µg/L
HGW 2D	5/7/2013	TRICHLOROETHYLENE (TCE)	0.1	2			6.64	5	µg/L
HGW 2D	5/7/2014	TRICHLOROETHYLENE (TCE)	0.3	1			6.77	5	µg/L
HGW 2D	4/22/2015	TRICHLOROETHYLENE (TCE)	0.25	1			4.2	5	µg/L
HGW 2D	4/26/2016	TRICHLOROETHYLENE (TCE)	0.3	1			6.28	5	µg/L
HGW 2D	4/26/2017	TRICHLOROETHYLENE (TCE)	0.333	1			4.92	5	µg/L
HGW 2D	5/7/2014	TRANS-1,3-DICHLOROPROPENE	0.3	1	U	U	1	0.47	µg/L
HGW 2D	4/22/2015	TRANS-1,3-DICHLOROPROPENE	0.08	1	U	U	1	0.47	µg/L
HGW 2D	5/7/2014	TRANS-1,2-DICHLOROETHYLENE	0.3	1	U	U	1	100	µg/L
HGW 2D	4/22/2015	TRANS-1,2-DICHLOROETHYLENE	0.08	1	U	U	1	100	µg/L
HGW 2D	5/7/2014	TOLUENE	0.3	1	U	U	1	1000	µg/L
HGW 2D	4/22/2015	TOLUENE	0.07	1		U	1.2	1000	µg/L
HGW 2D	5/7/2014	TETRACHLOROETHYLENE (PCE)	0.3	1	U	U	1	5	µg/L
HGW 2D	4/22/2015	TETRACHLOROETHYLENE (PCE)	0.18	1	U	U	1	5	µg/L
HGW 2D	5/7/2014	STYRENE	0.3	1	U	U	1	100	µg/L
HGW 2D	4/22/2015	STYRENE	0.07	1	U	U	1	100	µg/L
HGW 2D	4/30/2012	SODIUM	0.04	0.4			5.78		µg/L
HGW 2D	5/7/2014	O-XYLENE	0.3	1	U	U	1	190	µg/L
HGW 2D	4/22/2015	O-XYLENE	0.06	1	U	U	1	190	µg/L
HGW 2D	5/3/2010	NONVOLATILE BETA	4.42	10	U	U	2.19	50	pCi/L
HGW 2D	5/4/2011	NONVOLATILE BETA	4.71	10.4	U	U	1.26	50	pCi/L
HGW 2D	5/4/2011	NONVOLATILE BETA	4.76	9.61	U	U	-1.07	50	pCi/L
HGW 2D	4/30/2012	NONVOLATILE BETA	4.21	9.49	U	U	1.68	50	pCi/L
HGW 2D	5/7/2013	NONVOLATILE BETA	4.62	9.91	U	U	0.661	50	pCi/L
HGW 2D	5/7/2014	NONVOLATILE BETA	4.55	8.93	U	U	-1.47	50	pCi/L
HGW 2D	4/22/2015	NONVOLATILE BETA	4.39	10.2	U	U	2.88	50	pCi/L
HGW 2D	4/26/2016	NONVOLATILE BETA	4.28	10	U	U	3.34	50	pCi/L
HGW 2D	4/26/2016	NONVOLATILE BETA	4.39	9.31	U	U	0.748	50	pCi/L
HGW 2D	4/26/2017	NONVOLATILE BETA	4	9.2	U	U	2.11	50	pCi/L
HGW 2D	4/26/2017	NONVOLATILE BETA	4	8.67	U	U	0.704	50	pCi/L
HGW 2D	5/7/2014	METHYLCYCLOHEXANE	0.3	1	U	U	1		µg/L
HGW 2D	4/22/2015	METHYLCYCLOHEXANE	0.1	4	U	U	4		µg/L
HGW 2D	5/7/2014	METHYL TERTIARY BUTYL ETHER (MTBE)	0.3	1	U	U	1	14	µg/L
HGW 2D	4/22/2015	METHYL TERTIARY BUTYL ETHER (MTBE)	0.11	2	U	U	2	14	µg/L
HGW 2D	5/7/2014	METHYL ISOBUTYL KETONE	1.5	5	U	U	5	6300	µg/L
HGW 2D	4/22/2015	METHYL ISOBUTYL KETONE	0.12	5	U	U	5	6300	µg/L
HGW 2D	5/7/2014	METHYL ETHYL KETONE	1.5	5	U	U	5	5600	µg/L
HGW 2D	4/22/2015	METHYL ETHYL KETONE	0.52	5	U	U	5	5600	µg/L
HGW 2D	5/7/2014	METHYL ACETATE	1.5	5	U	U	5	20000	µg/L
HGW 2D	4/22/2015	METHYL ACETATE	0.37	25	U	U	25	20000	µg/L
HGW 2D	5/7/2014	M,P-XYLENE	0.3	2	U	U	2	190	µg/L
HGW 2D	4/22/2015	M,P-XYLENE	0.14	2	U	U	2	190	µg/L
HGW 2D	5/3/2010	LEAD	0.4	4	J	J	0.7	15	µg/L
HGW 2D	5/4/2011	LEAD	1	10	U	U	10	15	µg/L
HGW 2D	5/4/2011	LEAD	1	10	U	U	10	15	µg/L
HGW 2D	4/30/2012	LEAD	1	10			12.8	15	µg/L
HGW 2D	5/7/2013	LEAD	1	10	J	J	2.45	15	µg/L
HGW 2D	5/7/2014	LEAD	0.5	5	J	J	1.4	15	µg/L
HGW 2D	4/22/2015	LEAD	0.5	5	U	U	5	15	µg/L
HGW 2D	4/26/2016	LEAD	0.5	5	J	J	1.13	15	µg/L
HGW 2D	4/26/2017	LEAD	0.5	5	J	J	0.852	15	µg/L
HGW 2D	5/7/2013	GROSS ALPHA	2.49	7.27	J	J	2.79	15	pCi/L
HGW 2D	5/7/2014	GROSS ALPHA	2.18	6.92	J	J	3.23	15	pCi/L
HGW 2D	4/22/2015	GROSS ALPHA	2.07	5.93	J	J	2.1	15	pCi/L
HGW 2D	4/26/2016	GROSS ALPHA	2.36	6.23	U	U	1.94	15	pCi/L
HGW 2D	4/26/2016	GROSS ALPHA	2.38	5.58	U	U	1.16	15	pCi/L
HGW 2D	4/26/2017	GROSS ALPHA	2.19	6	U	U	2.01	15	pCi/L
HGW 2D	4/26/2017	GROSS ALPHA	2.18	5.98	U	U	2	15	pCi/L
HGW 2D	5/7/2014	ETHYLBENZENE	0.3	1	U	U	1	700	µg/L
HGW 2D	4/22/2015	ETHYLBENZENE	0.09	1	U	U	1	700	µg/L
HGW 2D	5/7/2014	DICHLOROMETHANE (METHYLENE CHLORIDE)	1	5	U	U	5	5	µg/L
HGW 2D	4/22/2015	DICHLOROMETHANE (METHYLENE CHLORIDE)	0.27	1	U	U	1	5	µg/L

Bold indicates concentration exceeds the MCL or USEPA Regional Screening Levels, http://epa.gov/reg3hwmd/risk/human/rb-concentration_table/index.htm. (May 2016 RSL Table)

Scoping Summary for the GSA
Eastern Groundwater Operable Unit (U)
September 2018

WSRC-RP-2000-4134
Final
Appendix A, Page A-42 of A-70

Station	Date	Analyte	MDL	PQL	Lab Qual	EPA Qual	Result	MCL/RSI	Units
HGW 2D	5/7/2014	DICHLORODIFLUOROMETHANE	0.3	1	U	U	1	200	µg/L
HGW 2D	4/22/2015	DICHLORODIFLUOROMETHANE	0.08	2	U	U	2	200	µg/L
HGW 2D	5/7/2014	DIBROMOCHLOROMETHANE	0.3	1	U	U	1	80	µg/L
HGW 2D	4/22/2015	DIBROMOCHLOROMETHANE	0.13	1	U	U	1	80	µg/L
HGW 2D	5/7/2014	CYCLOHEXANE	0.3	1	U	U	1	13000	µg/L
HGW 2D	4/22/2015	CYCLOHEXANE	0.07	1	U	U	1	13000	µg/L
HGW 2D	5/7/2014	CUMENE (ISOPROPYL BENZENE)	0.3	1	U	U	1	450	µg/L
HGW 2D	4/22/2015	CUMENE (ISOPROPYL BENZENE)	0.08	1	U	U	1	450	µg/L
HGW 2D	5/7/2014	CIS-1,3-DICHLOROPROPENE	0.3	1	U	U	1	0.47	µg/L
HGW 2D	4/22/2015	CIS-1,3-DICHLOROPROPENE	0.07	1	U	U	1	0.47	µg/L
HGW 2D	5/7/2014	CIS-1,2-DICHLOROETHYLENE	0.3	1	U	U	1	0.47	µg/L
HGW 2D	4/22/2015	CIS-1,2-DICHLOROETHYLENE	0.09	1	U	U	1	0.47	µg/L
HGW 2D	4/30/2012	CHROMIUM	20	200	U	U	200	100	µg/L
HGW 2D	5/7/2014	CHLOROMETHANE (METHYL CHLORIDE)	0.3	1	U	U	0.35	190	µg/L
HGW 2D	4/22/2015	CHLOROMETHANE (METHYL CHLORIDE)	0.08	2	U	U	2	190	µg/L
HGW 2D	5/7/2014	CHLOROFORM	0.3	1	J	J	0.9	80	µg/L
HGW 2D	4/22/2015	CHLOROFORM	0.1	1	J	J	0.81	80	µg/L
HGW 2D	5/7/2014	CHLOROETHENE (VINYL CHLORIDE)	0.3	1	U	U	1	2	µg/L
HGW 2D	4/22/2015	CHLOROETHENE (VINYL CHLORIDE)	0.08	2	U	U	2	2	µg/L
HGW 2D	5/7/2014	CHLOROETHANE (ETHYL CHLORIDE)	0.3	1	U	U	1	21000	µg/L
HGW 2D	4/22/2015	CHLOROETHANE (ETHYL CHLORIDE)	0.1	2	U	U	2	21000	µg/L
HGW 2D	5/7/2014	CHLOROBENZENE	0.3	1	U	U	1	100	µg/L
HGW 2D	4/22/2015	CHLOROBENZENE	0.15	1	U	U	1	100	µg/L
HGW 2D	5/3/2010	CARBON TETRACHLORIDE	1.04	2	J	J	1.22	5	µg/L
HGW 2D	5/4/2011	CARBON TETRACHLORIDE	0.13	2			2.63	5	µg/L
HGW 2D	5/4/2011	CARBON TETRACHLORIDE	0.13	2			2.5	5	µg/L
HGW 2D	4/30/2012	CARBON TETRACHLORIDE	0.13	2			2.2	5	µg/L
HGW 2D	5/7/2013	CARBON TETRACHLORIDE	0.13	2			2.18	5	µg/L
HGW 2D	5/7/2014	CARBON TETRACHLORIDE	0.3	1			2.84	5	µg/L
HGW 2D	4/22/2015	CARBON TETRACHLORIDE	0.13	1			2.5	5	µg/L
HGW 2D	4/26/2016	CARBON TETRACHLORIDE	0.3	1			3.81	5	µg/L
HGW 2D	4/26/2017	CARBON TETRACHLORIDE	0.333	1			2.91	5	µg/L
HGW 2D	5/7/2014	CARBON DISULFIDE	1.5	5	U	U	5	810	µg/L
HGW 2D	4/22/2015	CARBON DISULFIDE	0.05	1	U	U	1	810	µg/L
HGW 2D	5/3/2010	CADMIUM	0.2	2	U	U	2	5	µg/L
HGW 2D	5/4/2011	CADMIUM	0.2	2	U	U	2	5	µg/L
HGW 2D	5/4/2011	CADMIUM	0.2	2	U	U	2	5	µg/L
HGW 2D	4/30/2012	CADMIUM	0.2	2	J	J	0.208	5	µg/L
HGW 2D	5/7/2013	CADMIUM	0.2	2	U	U	2	5	µg/L
HGW 2D	5/7/2014	CADMIUM	0.1	1	U	U	1	5	µg/L
HGW 2D	4/22/2015	CADMIUM	0.1	1	J	J	0.154	5	µg/L
HGW 2D	4/26/2016	CADMIUM	0.1	1	U	U	1	5	µg/L
HGW 2D	4/26/2017	CADMIUM	0.1	1	U	U	1	5	µg/L
HGW 2D	5/7/2014	BROMOMETHANE (METHYL BROMIDE)	0.3	1	U	U	1	75	µg/L
HGW 2D	4/22/2015	BROMOMETHANE (METHYL BROMIDE)	0.25	2	U	U	2	75	µg/L
HGW 2D	5/7/2014	BROMOFORM (TRIBROMOMETHANE)	0.3	1	U	U	1	80	µg/L
HGW 2D	4/22/2015	BROMOFORM (TRIBROMOMETHANE)	0.17	1	U	U	1	80	µg/L
HGW 2D	5/7/2014	BROMODICHLOROMETHANE	0.3	1	U	U	1	80	µg/L
HGW 2D	4/22/2015	BROMODICHLOROMETHANE	0.09	1	U	U	1	80	µg/L
HGW 2D	5/7/2014	BROMOCHLOROMETHANE	0.3	1	U	U	1	83	µg/L
HGW 2D	4/22/2015	BROMOCHLOROMETHANE	0.13	1	U	U	1	83	µg/L
HGW 2D	5/7/2014	BENZENE	0.3	1	U	U	1	5	µg/L
HGW 2D	4/22/2015	BENZENE	0.06	1	U	U	1	5	µg/L
HGW 2D	5/7/2014	ACETONE	1.5	5	U	U	5	14000	µg/L
HGW 2D	4/22/2015	ACETONE	0.34	2		J	5.3	14000	µg/L
HGW 2D	5/7/2014	2-HEXANONE	1.5	5	U	U	5	38	µg/L
HGW 2D	4/22/2015	2-HEXANONE	0.22	5	U	U	5	38	µg/L
HGW 2D	5/7/2014	1,4-DIOXANE	15	50	U	U	50	0.46	µg/L
HGW 2D	4/22/2015	1,4-DIOXANE	7.6	80	U	U	80	0.46	µg/L
HGW 2D	5/7/2014	1,4-DICHLORO BENZENE	0.3	1	U	U	1		µg/L
HGW 2D	4/22/2015	1,4-DICHLORO BENZENE	0.12	1	U	U	1		µg/L
HGW 2D	5/7/2014	1,3-DICHLORO BENZENE	0.3	1	U	U	1		µg/L
HGW 2D	4/22/2015	1,3-DICHLORO BENZENE	0.08	1	U	U	1		µg/L
HGW 2D	5/7/2014	1,2-DICHLOROPROPANE	0.3	1	U	U	1	5	µg/L
HGW 2D	4/22/2015	1,2-DICHLOROPROPANE	0.1	1	U	U	1	5	µg/L
HGW 2D	5/7/2014	1,2-DICHLOROETHANE (EDC)	0.3	1	U	U	1	5	µg/L
HGW 2D	4/22/2015	1,2-DICHLOROETHANE (EDC)	0.1	1	U	U	1	5	µg/L
HGW 2D	5/7/2014	1,2-DICHLORO BENZENE	0.3	1	U	U	1	600	µg/L
HGW 2D	4/22/2015	1,2-DICHLORO BENZENE	0.06	1	U	U	1	600	µg/L
HGW 2D	5/7/2014	1,2-DIBROMOETHANE	0.3	1	U	U	1	0.5	µg/L
HGW 2D	4/22/2015	1,2-DIBROMOETHANE	0.13	1	U	U	1	0.5	µg/L

Bold indicates concentration exceeds the MCL or USEPA Regional Screening Levels, http://epa.gov/reg3hwmd/risk/human/rb-concentration_table/index.htm. (May 2016 RSL Table)

Scoping Summary for the GSA
Eastern Groundwater Operable Unit (U)
September 2018

WSRC-RP-2000-4134
Final
Appendix A, Page A-43 of A-70

Station	Date	Analyte	MDL	PQL	Lab Qual	EPA Qual	Result	MCL/RSI	Units
HGW 2D	5/7/2014	1,2-DIBROMO-3-CHLOROPROPANE	0.5	1	U	U	1	0.2	µg/L
HGW 2D	4/22/2015	1,2-DIBROMO-3-CHLOROPROPANE	0.41	1	U	U	1	0.2	µg/L
HGW 2D	5/7/2014	1,2,4-TRICHLOROBENZENE	0.3	1	U	U	1	7	µg/L
HGW 2D	4/22/2015	1,2,4-TRICHLOROBENZENE	0.08	1	U	U	1	7	µg/L
HGW 2D	5/7/2014	1,2,3-TRICHLOROBENZENE	0.3	1	U	U	1	7	µg/L
HGW 2D	4/22/2015	1,2,3-TRICHLOROBENZENE	0.09	1	U	U	1	7	µg/L
HGW 2D	5/7/2014	1,1-DICHLOROETHYLENE	0.3	1	U	U	1	7	µg/L
HGW 2D	4/22/2015	1,1-DICHLOROETHYLENE	0.08	1	U	U	1	7	µg/L
HGW 2D	5/3/2010	1,1-DICHLOROETHANE	0.9	2	U	U	2	2.8	µg/L
HGW 2D	5/4/2011	1,1-DICHLOROETHANE	0.1	2	U	U	2	2.8	µg/L
HGW 2D	5/4/2011	1,1-DICHLOROETHANE	0.1	2	U	U	2	2.8	µg/L
HGW 2D	4/30/2012	1,1-DICHLOROETHANE	0.1	2	U	U	2	2.8	µg/L
HGW 2D	5/7/2013	1,1-DICHLOROETHANE	0.1	2	U	U	2	2.8	µg/L
HGW 2D	5/7/2014	1,1-DICHLOROETHANE	0.3	1	U	U	1	2.8	µg/L
HGW 2D	4/22/2015	1,1-DICHLOROETHANE	0.07	1	U	U	1	2.8	µg/L
HGW 2D	4/26/2016	1,1-DICHLOROETHANE	0.3	1	U	U	1	2.8	µg/L
HGW 2D	4/26/2017	1,1-DICHLOROETHANE	0.333	1	U	U	1	2.8	µg/L
HGW 2D	5/7/2014	1,1,2-TRICHLOROETHANE	0.3	1	U	U	1	5	µg/L
HGW 2D	4/22/2015	1,1,2-TRICHLOROETHANE	0.15	1	U	U	1	5	µg/L
HGW 2D	5/7/2014	1,1,2-TRICHLORO-1,2,2-TRIFLUOROETHANE	2	5			29.4		µg/L
HGW 2D	4/22/2015	1,1,2-TRICHLORO-1,2,2-TRIFLUOROETHANE	0.1	1			21		µg/L
HGW 2D	5/7/2014	1,1,2,2-TETRACHLOROETHANE	0.3	1	U	U	1	0.076	µg/L
HGW 2D	4/22/2015	1,1,2,2-TETRACHLOROETHANE	0.1	1	U	U	1	0.076	µg/L
HGW 2D	5/3/2010	1,1,1-TRICHLOROETHANE	0.79	2	U	U	2	200	µg/L
HGW 2D	5/4/2011	1,1,1-TRICHLOROETHANE	0.15	2	U	U	2	200	µg/L
HGW 2D	5/4/2011	1,1,1-TRICHLOROETHANE	0.15	2	U	U	2	200	µg/L
HGW 2D	4/30/2012	1,1,1-TRICHLOROETHANE	0.15	2	U	U	2	200	µg/L
HGW 2D	5/7/2013	1,1,1-TRICHLOROETHANE	0.15	2	U	U	2	200	µg/L
HGW 2D	5/7/2014	1,1,1-TRICHLOROETHANE	0.3	1	U	U	1	200	µg/L
HGW 2D	4/22/2015	1,1,1-TRICHLOROETHANE	0.07	1	U	U	1	200	µg/L
HGW 2D	4/26/2016	1,1,1-TRICHLOROETHANE	0.3	1	U	U	1	200	µg/L
HGW 2D	4/26/2017	1,1,1-TRICHLOROETHANE	0.333	1	U	U	1	200	µg/L
HGW 3A	5/3/2010	TRITIUM	0.457	0.991	U	U	0.0501	20	pCi/mL
HGW 3A	5/3/2010	TRITIUM	0.459	0.99	U	U	-0.00168	20	pCi/mL
HGW 3A	5/4/2011	TRITIUM	0.59	1.26	U	U	-0.166	20	pCi/mL
HGW 3A	4/30/2012	TRITIUM	0.481	1.06	U	U	0.161	20	pCi/mL
HGW 3A	5/7/2013	TRITIUM	0.53	1.16	U	U	0.149	20	pCi/mL
HGW 3A	5/7/2014	TRITIUM	0.379	0.84	U	U	0.178	20	pCi/mL
HGW 3A	4/22/2015	TRITIUM	0.526	1.13	U	U	-0.113	20	pCi/mL
HGW 3A	4/26/2016	TRITIUM	0.466	1.02	U	U	0.117	20	pCi/mL
HGW 3A	4/26/2017	TRITIUM	0.516	1.08	U	U	-0.285	20	pCi/mL
HGW 3A	5/7/2014	TRICHLOROFLUOROMETHANE	0.3	1	U	U	1	5200	µg/L
HGW 3A	4/22/2015	TRICHLOROFLUOROMETHANE	0.11	1	U	U	1	5200	µg/L
HGW 3A	5/3/2010	TRICHLOROETHYLENE (TCE)	0.97	2	U	U	2	5	µg/L
HGW 3A	5/3/2010	TRICHLOROETHYLENE (TCE)	0.97	2	U	U	2	5	µg/L
HGW 3A	5/4/2011	TRICHLOROETHYLENE (TCE)	0.1	2	U	U	2	5	µg/L
HGW 3A	4/30/2012	TRICHLOROETHYLENE (TCE)	0.1	2	U	U	2	5	µg/L
HGW 3A	5/7/2013	TRICHLOROETHYLENE (TCE)	0.1	2	U	U	2	5	µg/L
HGW 3A	5/7/2014	TRICHLOROETHYLENE (TCE)	0.3	1	U	U	1	5	µg/L
HGW 3A	4/22/2015	TRICHLOROETHYLENE (TCE)	0.25	1	U	U	1	5	µg/L
HGW 3A	4/26/2016	TRICHLOROETHYLENE (TCE)	0.3	1	U	U	1	5	µg/L
HGW 3A	4/26/2017	TRICHLOROETHYLENE (TCE)	0.333	1	U	U	1	5	µg/L
HGW 3A	5/7/2014	TRANS-1,3-DICHLOROPROPENE	0.3	1	U	U	1	0.47	µg/L
HGW 3A	4/22/2015	TRANS-1,3-DICHLOROPROPENE	0.08	1	U	U	1	0.47	µg/L
HGW 3A	5/7/2014	TRANS-1,2-DICHLOROETHYLENE	0.3	1	U	U	1	100	µg/L
HGW 3A	4/22/2015	TRANS-1,2-DICHLOROETHYLENE	0.08	1	U	U	1	100	µg/L
HGW 3A	5/7/2014	TOLUENE	0.3	1	U	U	1	1000	µg/L
HGW 3A	4/22/2015	TOLUENE	0.07	1	J	U	0.86	1000	µg/L
HGW 3A	5/7/2014	TETRACHLOROETHYLENE (PCE)	0.3	1	U	U	1	5	µg/L
HGW 3A	4/22/2015	TETRACHLOROETHYLENE (PCE)	0.18	1	U	U	1	5	µg/L
HGW 3A	5/7/2014	STYRENE	0.3	1	U	U	1	100	µg/L
HGW 3A	4/22/2015	STYRENE	0.07	1	U	U	1	100	µg/L
HGW 3A	4/30/2012	SODIUM	0.04	0.4			2.75		µg/L
HGW 3A	5/7/2014	O-XYLENE	0.3	1	U	U	1	190	µg/L
HGW 3A	4/22/2015	O-XYLENE	0.06	1	U	U	1	190	µg/L
HGW 3A	5/3/2010	NONVOLATILE BETA	4.09	9.34	U	U	2.29	50	pCi/L
HGW 3A	5/3/2010	NONVOLATILE BETA	4.03	8.85	U	U	1.36	50	pCi/L
HGW 3A	5/3/2010	NONVOLATILE BETA	4.2	9.18	U	U	1.32	50	pCi/L
HGW 3A	5/4/2011	NONVOLATILE BETA	4.25	9.89	U	U	2.44	50	pCi/L
HGW 3A	5/4/2011	NONVOLATILE BETA	4.31	9.31	U	U	0.606	50	pCi/L
HGW 3A	4/30/2012	NONVOLATILE BETA	4.16	9.21	U	U	1.25	50	pCi/L

Bold indicates concentration exceeds the MCL or USEPA Regional Screening Levels, http://epa.gov/reg3hwm/risk/human/rb-concentration_table/index.htm. (May 2016 RSL Table)

Scoping Summary for the GSA
Eastern Groundwater Operable Unit (U)
September 2018

WSRC-RP-2000-4134
Final
Appendix A, Page A-44 of A-70

Station	Date	Analyte	MDL	PQL	Lab Qual	EPA Qual	Result	MCL/RSL	Units
HGW 3A	5/7/2013	NONVOLATILE BETA	4.42	10	U	U	2.07	50	pCi/L
HGW 3A	5/7/2014	NONVOLATILE BETA	4.29	9.93	U	U	2.63	50	pCi/L
HGW 3A	4/22/2015	NONVOLATILE BETA	4.07	8.81	U	U	0.912	50	pCi/L
HGW 3A	4/26/2016	NONVOLATILE BETA	4.12	8.85	U	U	1.05	50	pCi/L
HGW 3A	4/26/2017	NONVOLATILE BETA	3.97	8.99	U	U	1.71	50	pCi/L
HGW 3A	5/7/2014	METHYLCYCLOHEXANE	0.3	1	U	U	1		µg/L
HGW 3A	4/22/2015	METHYLCYCLOHEXANE	0.1	4	U	U	4		µg/L
HGW 3A	5/7/2014	METHYL TERTIARY BUTYL ETHER (MTBE)	0.3	1	U	U	1	14	µg/L
HGW 3A	4/22/2015	METHYL TERTIARY BUTYL ETHER (MTBE)	0.11	2	U	U	2	14	µg/L
HGW 3A	5/7/2014	METHYL ISOBUTYL KETONE	1.5	5	U	U	5	6300	µg/L
HGW 3A	4/22/2015	METHYL ISOBUTYL KETONE	0.12	5	U	U	5	6300	µg/L
HGW 3A	5/7/2014	METHYL ETHYL KETONE	1.5	5	U	U	5	5600	µg/L
HGW 3A	4/22/2015	METHYL ETHYL KETONE	0.52	5	U	U	5	5600	µg/L
HGW 3A	5/7/2014	METHYL ACETATE	1.5	5	U	U	5	20000	µg/L
HGW 3A	4/22/2015	METHYL ACETATE	0.37	25	U	U	25	20000	µg/L
HGW 3A	5/7/2014	M,P-XYLENE	0.3	2	U	U	2	190	µg/L
HGW 3A	4/22/2015	M,P-XYLENE	0.14	2	U	U	2	190	µg/L
HGW 3A	5/3/2010	LEAD	0.4	4	U	U	4	15	µg/L
HGW 3A	5/3/2010	LEAD	0.4	4	U	U	4	15	µg/L
HGW 3A	5/4/2011	LEAD	1	10	U	U	10	15	µg/L
HGW 3A	4/30/2012	LEAD	1	10	J	J	1.85	15	µg/L
HGW 3A	5/7/2013	LEAD	1	10	U	U	10	15	µg/L
HGW 3A	5/7/2014	LEAD	0.5	5			31.9	15	µg/L
HGW 3A	5/7/2014	LEAD	0.5	5			31.4	15	µg/L
HGW 3A	4/22/2015	LEAD	0.5	5	J	J	0.868	15	µg/L
HGW 3A	4/26/2016	LEAD	0.5	5	U	U	5	15	µg/L
HGW 3A	4/26/2017	LEAD	0.5	5	J	J	0.572	15	µg/L
HGW 3A	5/7/2013	GROSS ALPHA	2.53	5.75	U	U	1.01	15	pCi/L
HGW 3A	5/7/2014	GROSS ALPHA	2.22	5.45	U	U	1.28	15	pCi/L
HGW 3A	4/22/2015	GROSS ALPHA	2.11	2.64	U	U	-0.247	15	pCi/L
HGW 3A	4/26/2016	GROSS ALPHA	2.38	4.08	U	U	-0.0104	15	pCi/L
HGW 3A	4/26/2017	GROSS ALPHA	2.17	4.85	U	U	0.842	15	pCi/L
HGW 3A	5/7/2014	ETHYLBENZENE	0.3	1	U	U	1	700	µg/L
HGW 3A	4/22/2015	ETHYLBENZENE	0.09	1	U	U	1	700	µg/L
HGW 3A	5/7/2014	DICHLOROMETHANE (METHYLENE CHLORIDE)	1	5	U	U	5	5	µg/L
HGW 3A	4/22/2015	DICHLOROMETHANE (METHYLENE CHLORIDE)	0.27	1	U	U	1	5	µg/L
HGW 3A	5/7/2014	DICHLORODIFLUOROMETHANE	0.3	1	U	U	1	200	µg/L
HGW 3A	4/22/2015	DICHLORODIFLUOROMETHANE	0.08	2	U	U	2	200	µg/L
HGW 3A	5/7/2014	DIBROMOCHLOROMETHANE	0.3	1	U	U	1	80	µg/L
HGW 3A	4/22/2015	DIBROMOCHLOROMETHANE	0.13	1	U	U	1	80	µg/L
HGW 3A	5/7/2014	CYCLOHEXANE	0.3	1	U	U	1	13000	µg/L
HGW 3A	4/22/2015	CYCLOHEXANE	0.07	1	U	U	1	13000	µg/L
HGW 3A	5/7/2014	CUMENE (ISOPROPYLBENZENE)	0.3	1	U	U	1	450	µg/L
HGW 3A	4/22/2015	CUMENE (ISOPROPYLBENZENE)	0.08	1	U	U	1	450	µg/L
HGW 3A	5/7/2014	CIS-1,3-DICHLOROPROPENE	0.3	1	U	U	1	0.47	µg/L
HGW 3A	4/22/2015	CIS-1,3-DICHLOROPROPENE	0.07	1	U	U	1	0.47	µg/L
HGW 3A	5/7/2014	CIS-1,2-DICHLOROETHYLENE	0.3	1	U	U	1	0.47	µg/L
HGW 3A	4/22/2015	CIS-1,2-DICHLOROETHYLENE	0.09	1	U	U	1	0.47	µg/L
HGW 3A	4/30/2012	CHROMIUM	20	200	U	U	200	100	µg/L
HGW 3A	5/7/2014	CHLOROMETHANE (METHYL CHLORIDE)	0.3	1	U	U	1	190	µg/L
HGW 3A	4/22/2015	CHLOROMETHANE (METHYL CHLORIDE)	0.08	2	U	U	2	190	µg/L
HGW 3A	5/7/2014	CHLOROFORM	0.3	1	U	U	1	80	µg/L
HGW 3A	4/22/2015	CHLOROFORM	0.1	1	U	U	1	80	µg/L
HGW 3A	5/7/2014	CHLOROETHENE (VINYL CHLORIDE)	0.3	1	U	U	1	2	µg/L
HGW 3A	4/22/2015	CHLOROETHENE (VINYL CHLORIDE)	0.08	2	U	U	2	2	µg/L
HGW 3A	5/7/2014	CHLOROETHANE (ETHYL CHLORIDE)	0.3	1	U	U	1	21000	µg/L
HGW 3A	4/22/2015	CHLOROETHANE (ETHYL CHLORIDE)	0.1	2	U	U	2	21000	µg/L
HGW 3A	5/7/2014	CHLOROBENZENE	0.3	1	U	U	1	100	µg/L
HGW 3A	4/22/2015	CHLOROBENZENE	0.15	1	U	U	1	100	µg/L
HGW 3A	5/3/2010	CARBON TETRACHLORIDE	1.4	2	U	U	2	5	µg/L
HGW 3A	5/3/2010	CARBON TETRACHLORIDE	1.04	2	U	U	2	5	µg/L
HGW 3A	5/4/2011	CARBON TETRACHLORIDE	0.13	2	U	U	2	5	µg/L
HGW 3A	4/30/2012	CARBON TETRACHLORIDE	0.13	2	U	U	2	5	µg/L
HGW 3A	5/7/2013	CARBON TETRACHLORIDE	0.13	2	U	U	2	5	µg/L
HGW 3A	5/7/2014	CARBON TETRACHLORIDE	0.3	1	U	U	1	5	µg/L
HGW 3A	4/22/2015	CARBON TETRACHLORIDE	0.13	1	U	U	1	5	µg/L
HGW 3A	4/26/2016	CARBON TETRACHLORIDE	0.3	1	U	U	1	5	µg/L
HGW 3A	4/26/2017	CARBON TETRACHLORIDE	0.333	1	U	U	1	5	µg/L
HGW 3A	5/7/2014	CARBON DISULFIDE	1.5	5	U	U	5	810	µg/L
HGW 3A	4/22/2015	CARBON DISULFIDE	0.05	1	U	U	1	810	µg/L
HGW 3A	5/3/2010	CADMIUM	0.2	2	U	U	2	5	µg/L

Bold indicates concentration exceeds the MCL or USEPA Regional Screening Levels, http://epa.gov/reg3hwmd/risk/human/rb-concentration_table/index.htm. (May 2016 RSL Table)

Scoping Summary for the GSA
Eastern Groundwater Operable Unit (U)
September 2018

WSRC-RP-2000-4134
Final
Appendix A, Page A-45 of A-70

Station	Date	Analyte	MDL	PQL	Lab Qual	EPA Qual	Result	MCL/RSI	Units
HGW 3A	5/3/2010	CADMIUM	0.2	2	U	U	2	5	µg/L
HGW 3A	5/4/2011	CADMIUM	0.2	2	U	U	2	5	µg/L
HGW 3A	4/30/2012	CADMIUM	0.2	2	U	U	2	5	µg/L
HGW 3A	5/7/2013	CADMIUM	0.2	2	U	U	2	5	µg/L
HGW 3A	5/7/2014	CADMIUM	0.1	1	U	U	1	5	µg/L
HGW 3A	5/7/2014	CADMIUM	0.1	1	U	U	1	5	µg/L
HGW 3A	4/22/2015	CADMIUM	0.1	1	U	U	1	5	µg/L
HGW 3A	4/26/2016	CADMIUM	0.1	1	U	U	1	5	µg/L
HGW 3A	4/26/2017	CADMIUM	0.1	1	U	U	1	5	µg/L
HGW 3A	5/7/2014	BROMOMETHANE (METHYL BROMIDE)	0.3	1	U	U	1	75	µg/L
HGW 3A	4/22/2015	BROMOMETHANE (METHYL BROMIDE)	0.25	2	U	U	2	75	µg/L
HGW 3A	5/7/2014	BROMOFORM (TRIBROMOMETHANE)	0.3	1	U	U	1	80	µg/L
HGW 3A	4/22/2015	BROMOFORM (TRIBROMOMETHANE)	0.17	1	U	U	1	80	µg/L
HGW 3A	5/7/2014	BROMODICHLOROMETHANE	0.3	1	U	U	1	80	µg/L
HGW 3A	4/22/2015	BROMODICHLOROMETHANE	0.09	1	U	U	1	80	µg/L
HGW 3A	5/7/2014	BROMOCHLOROMETHANE	0.3	1	U	U	1	83	µg/L
HGW 3A	4/22/2015	BROMOCHLOROMETHANE	0.13	1	U	U	1	83	µg/L
HGW 3A	5/7/2014	BENZENE	0.3	1	U	U	1	5	µg/L
HGW 3A	4/22/2015	BENZENE	0.06	1	U	U	1	5	µg/L
HGW 3A	5/7/2014	ACETONE	1.5	5	U	U	5	14000	µg/L
HGW 3A	4/22/2015	ACETONE	0.34	2		J	4.8	14000	µg/L
HGW 3A	5/7/2014	2-HEXANONE	1.5	5	U	U	5	38	µg/L
HGW 3A	4/22/2015	2-HEXANONE	0.22	5	U	U	5	38	µg/L
HGW 3A	5/7/2014	1,4-DIOXANE	15	50	U	U	50	0.46	µg/L
HGW 3A	4/22/2015	1,4-DIOXANE	7.6	80	U	U	80	0.46	µg/L
HGW 3A	5/7/2014	1,4-DICHLOROBENZENE	0.3	1	U	U	1		µg/L
HGW 3A	4/22/2015	1,4-DICHLOROBENZENE	0.12	1	U	U	1		µg/L
HGW 3A	5/7/2014	1,3-DICHLOROBENZENE	0.3	1	U	U	1		µg/L
HGW 3A	4/22/2015	1,3-DICHLOROBENZENE	0.08	1	U	U	1		µg/L
HGW 3A	5/7/2014	1,2-DICHLOROPROPANE	0.3	1	U	U	1	5	µg/L
HGW 3A	4/22/2015	1,2-DICHLOROPROPANE	0.1	1	U	U	1	5	µg/L
HGW 3A	5/7/2014	1,2-DICHLOROETHANE (EDC)	0.3	1	U	U	1	5	µg/L
HGW 3A	4/22/2015	1,2-DICHLOROETHANE (EDC)	0.1	1	U	U	1	5	µg/L
HGW 3A	5/7/2014	1,2-DICHLOROBENZENE	0.3	1	U	U	1	600	µg/L
HGW 3A	4/22/2015	1,2-DICHLOROBENZENE	0.06	1	U	U	1	600	µg/L
HGW 3A	5/7/2014	1,2-DIBROMOETHANE	0.3	1	U	U	1	0.5	µg/L
HGW 3A	4/22/2015	1,2-DIBROMOETHANE	0.13	1	U	U	1	0.5	µg/L
HGW 3A	5/7/2014	1,2-DIBROMO-3-CHLOROPROPANE	0.5	1	U	U	1	0.2	µg/L
HGW 3A	4/22/2015	1,2-DIBROMO-3-CHLOROPROPANE	0.41	1	U	U	1	0.2	µg/L
HGW 3A	5/7/2014	1,2,4-TRICHLOROBENZENE	0.3	1	U	U	1	7	µg/L
HGW 3A	4/22/2015	1,2,4-TRICHLOROBENZENE	0.08	1	U	U	1	7	µg/L
HGW 3A	5/7/2014	1,2,3-TRICHLOROBENZENE	0.3	1	U	U	1	7	µg/L
HGW 3A	4/22/2015	1,2,3-TRICHLOROBENZENE	0.09	1	U	U	1	7	µg/L
HGW 3A	5/7/2014	1,1-DICHLOROETHYLENE	0.3	1	U	U	1	7	µg/L
HGW 3A	4/22/2015	1,1-DICHLOROETHYLENE	0.08	1	U	U	1	7	µg/L
HGW 3A	5/3/2010	1,1-DICHLOROETHANE	0.9	2	U	U	2	2.8	µg/L
HGW 3A	5/3/2010	1,1-DICHLOROETHANE	0.9	2	U	U	2	2.8	µg/L
HGW 3A	5/4/2011	1,1-DICHLOROETHANE	0.1	2	U	U	2	2.8	µg/L
HGW 3A	4/30/2012	1,1-DICHLOROETHANE	0.1	2	U	U	2	2.8	µg/L
HGW 3A	5/7/2013	1,1-DICHLOROETHANE	0.1	2	U	U	2	2.8	µg/L
HGW 3A	5/7/2014	1,1-DICHLOROETHANE	0.3	1	U	U	1	2.8	µg/L
HGW 3A	4/22/2015	1,1-DICHLOROETHANE	0.07	1	U	U	1	2.8	µg/L
HGW 3A	4/26/2016	1,1-DICHLOROETHANE	0.3	1	U	U	1	2.8	µg/L
HGW 3A	4/26/2017	1,1-DICHLOROETHANE	0.333	1	U	U	1	2.8	µg/L
HGW 3A	5/7/2014	1,1,2-TRICHLOROETHANE	0.3	1	U	U	1	5	µg/L
HGW 3A	4/22/2015	1,1,2-TRICHLOROETHANE	0.15	1	U	U	1	5	µg/L
HGW 3A	5/7/2014	1,1,2-TRICHLORO-1,2,2-TRIFLUOROETHANE	2	5	U	U	5		µg/L
HGW 3A	4/22/2015	1,1,2-TRICHLORO-1,2,2-TRIFLUOROETHANE	0.1	1	U	U	1		µg/L
HGW 3A	5/7/2014	1,1,2,2-TETRACHLOROETHANE	0.3	1	U	U	1	0.076	µg/L
HGW 3A	4/22/2015	1,1,2,2-TETRACHLOROETHANE	0.1	1	U	U	1	0.076	µg/L
HGW 3A	5/3/2010	1,1,1-TRICHLOROETHANE	0.79	2	U	U	2	200	µg/L
HGW 3A	5/3/2010	1,1,1-TRICHLOROETHANE	0.79	2	U	U	2	200	µg/L
HGW 3A	5/4/2011	1,1,1-TRICHLOROETHANE	0.15	2	U	U	2	200	µg/L
HGW 3A	4/30/2012	1,1,1-TRICHLOROETHANE	0.15	2	U	U	2	200	µg/L
HGW 3A	5/7/2013	1,1,1-TRICHLOROETHANE	0.15	2	U	U	2	200	µg/L
HGW 3A	5/7/2014	1,1,1-TRICHLOROETHANE	0.3	1	U	U	1	200	µg/L
HGW 3A	4/22/2015	1,1,1-TRICHLOROETHANE	0.07	1	U	U	1	200	µg/L
HGW 3A	4/26/2016	1,1,1-TRICHLOROETHANE	0.3	1	U	U	1	200	µg/L
HGW 3A	4/26/2017	1,1,1-TRICHLOROETHANE	0.333	1	U	U	1	200	µg/L
HGW 3D	5/3/2010	TRITIUM	0.463	2.77			37.1	20	pCi/mL
HGW 3D	5/4/2011	TRITIUM	0.6	3.06			35.9	20	pCi/mL

Bold indicates concentration exceeds the MCL or USEPA Regional Screening Levels, http://epa.gov/reg3hwmd/risk/human/rb-concentration_table/index.htm. (May 2016 RSL Table)

Scoping Summary for the GSA
Eastern Groundwater Operable Unit (U)
September 2018

WSRC-RP-2000-4134
Final
Appendix A, Page A-46 of A-70

Station	Date	Analyte	MDL	PQL	Lab Qual	EPA Qual	Result	MCL/RSL	Units
HGW 3D	4/30/2012	TRITIUM	0.546	2.78			31.8	20	pCi/mL
HGW 3D	5/7/2013	TRITIUM	0.395	2.46			28.2	20	pCi/mL
HGW 3D	5/7/2014	TRITIUM	0.376	1.37			5.88	20	pCi/mL
HGW 3D	4/27/2015	TRITIUM	0.417	2.25			22	20	pCi/mL
HGW 3D	5/2/2016	TRITIUM	0.476	2.23			19.3	20	pCi/mL
HGW 3D	4/26/2017	TRITIUM	0.527	2.15			15.2	20	pCi/mL
HGW 3D	5/7/2014	TRICHLOROFLUOROMETHANE	0.3	1	U	U	1	5200	µg/L
HGW 3D	4/27/2015	TRICHLOROFLUOROMETHANE	0.11	1	J	J	0.19	5200	µg/L
HGW 3D	5/3/2010	TRICHLOROETHYLENE (TCE)	0.97	2			8.82	5	µg/L
HGW 3D	5/4/2011	TRICHLOROETHYLENE (TCE)	0.1	2		J	6.1	5	µg/L
HGW 3D	4/30/2012	TRICHLOROETHYLENE (TCE)	0.1	2			6.5	5	µg/L
HGW 3D	5/7/2013	TRICHLOROETHYLENE (TCE)	0.1	2			5.71	5	µg/L
HGW 3D	5/7/2014	TRICHLOROETHYLENE (TCE)	0.3	1			5.69	5	µg/L
HGW 3D	4/27/2015	TRICHLOROETHYLENE (TCE)	0.25	1			4.3	5	µg/L
HGW 3D	5/2/2016	TRICHLOROETHYLENE (TCE)	0.3	1			4.93	5	µg/L
HGW 3D	4/26/2017	TRICHLOROETHYLENE (TCE)	0.333	1			4.14	5	µg/L
HGW 3D	5/7/2014	TRANS-1,3-DICHLOROPROPENE	0.3	1	U	U	1	0.47	µg/L
HGW 3D	4/27/2015	TRANS-1,3-DICHLOROPROPENE	0.08	1	U	U	1	0.47	µg/L
HGW 3D	5/7/2014	TRANS-1,2-DICHLOROETHYLENE	0.3	1	U	U	1	100	µg/L
HGW 3D	4/27/2015	TRANS-1,2-DICHLOROETHYLENE	0.08	1	U	U	1	100	µg/L
HGW 3D	5/7/2014	TOLUENE	0.3	1	U	U	1	1000	µg/L
HGW 3D	4/27/2015	TOLUENE	0.07	1		U	1.4	1000	µg/L
HGW 3D	5/7/2014	TETRACHLOROETHYLENE (PCE)	0.3	1			1.23	5	µg/L
HGW 3D	4/27/2015	TETRACHLOROETHYLENE (PCE)	0.18	1			1.3	5	µg/L
HGW 3D	5/7/2014	STYRENE	0.3	1	U	U	1	100	µg/L
HGW 3D	4/27/2015	STYRENE	0.07	1	U	U	1	100	µg/L
HGW 3D	4/30/2012	SODIUM	0.04	0.4			6.65		µg/L
HGW 3D	5/7/2014	O-XYLENE	0.3	1	U	U	1	190	µg/L
HGW 3D	4/27/2015	O-XYLENE	0.06	1	U	U	1	190	µg/L
HGW 3D	5/3/2010	NONVOLATILE BETA	4.35	8.7	U	U	-0.51	50	pCi/L
HGW 3D	5/4/2011	NONVOLATILE BETA	4.46	10.1	U	U	1.78	50	pCi/L
HGW 3D	4/30/2012	NONVOLATILE BETA	4.56	9.73	U	U	0.501	50	pCi/L
HGW 3D	5/7/2013	NONVOLATILE BETA	4.62	10.6	U	U	2.64	50	pCi/L
HGW 3D	5/7/2014	NONVOLATILE BETA	4.44	9.97	U	U	1.83	50	pCi/L
HGW 3D	4/27/2015	NONVOLATILE BETA	4.23	9.72	U	U	2.49	50	pCi/L
HGW 3D	5/2/2016	NONVOLATILE BETA	4.08	9.93	U	U	3.73	50	pCi/L
HGW 3D	4/26/2017	NONVOLATILE BETA	3.97	8.81	U	U	1.24	50	pCi/L
HGW 3D	5/7/2014	METHYLCYCLOHEXANE	0.3	1	U	U	1		µg/L
HGW 3D	4/27/2015	METHYLCYCLOHEXANE	0.1	4	U	U	4		µg/L
HGW 3D	5/7/2014	METHYL TERTIARY BUTYL ETHER (MTBE)	0.3	1	U	U	1	14	µg/L
HGW 3D	4/27/2015	METHYL TERTIARY BUTYL ETHER (MTBE)	0.11	2	U	U	2	14	µg/L
HGW 3D	5/7/2014	METHYL ISOBUTYL KETONE	1.5	5	U	U	5	6300	µg/L
HGW 3D	4/27/2015	METHYL ISOBUTYL KETONE	0.12	5	U	U	5	6300	µg/L
HGW 3D	5/7/2014	METHYL ETHYL KETONE	1.5	5	U	U	5	5600	µg/L
HGW 3D	4/27/2015	METHYL ETHYL KETONE	0.52	5	U	U	5	5600	µg/L
HGW 3D	5/7/2014	METHYL ACETATE	1.5	5	U	U	5	20000	µg/L
HGW 3D	4/27/2015	METHYL ACETATE	0.37	25	U	U	25	20000	µg/L
HGW 3D	5/7/2014	M,P-XYLENE	0.3	2	U	U	2	190	µg/L
HGW 3D	4/27/2015	M,P-XYLENE	0.14	2	U	U	2	190	µg/L
HGW 3D	5/3/2010	LEAD	0.4	4			14.1	15	µg/L
HGW 3D	5/4/2011	LEAD	1	10			11.3	15	µg/L
HGW 3D	4/30/2012	LEAD	1	10			211	15	µg/L
HGW 3D	5/7/2013	LEAD	1	10			52.6	15	µg/L
HGW 3D	5/7/2014	LEAD	0.5	5			184	15	µg/L
HGW 3D	4/27/2015	LEAD	0.5	5			17	15	µg/L
HGW 3D	5/2/2016	LEAD	0.5	5			8.69	15	µg/L
HGW 3D	4/26/2017	LEAD	0.5	5			30.4	15	µg/L
HGW 3D	5/7/2013	GROSS ALPHA	2.49	7.26	J	J	2.78	15	pCi/L
HGW 3D	5/7/2014	GROSS ALPHA	2.19	6.37	J	J	2.44	15	pCi/L
HGW 3D	4/27/2015	GROSS ALPHA	2.07	4.82	U	U	0.926	15	pCi/L
HGW 3D	5/2/2016	GROSS ALPHA	2.26	6.02	U	U	1.89	15	pCi/L
HGW 3D	4/26/2017	GROSS ALPHA	2.16	4.83	U	U	0.839	15	pCi/L
HGW 3D	5/7/2014	ETHYLBENZENE	0.3	1	U	U	1	700	µg/L
HGW 3D	4/27/2015	ETHYLBENZENE	0.09	1	U	U	1	700	µg/L
HGW 3D	5/7/2014	DICHLOROMETHANE (METHYLENE CHLORIDE)	1	5	U	U	5	5	µg/L
HGW 3D	4/27/2015	DICHLOROMETHANE (METHYLENE CHLORIDE)	0.27	1	U	U	1	5	µg/L
HGW 3D	5/7/2014	DICHLORODIFLUOROMETHANE	0.3	1	U	U	1	200	µg/L
HGW 3D	4/27/2015	DICHLORODIFLUOROMETHANE	0.08	2	U	U	2	200	µg/L
HGW 3D	5/7/2014	DIBROMOCHLOROMETHANE	0.3	1	U	U	1	80	µg/L
HGW 3D	4/27/2015	DIBROMOCHLOROMETHANE	0.13	1	U	U	1	80	µg/L
HGW 3D	5/7/2014	CYCLOHEXANE	0.3	1	U	U	1	13000	µg/L

Bold indicates concentration exceeds the MCL or USEPA Regional Screening Levels, http://epa.gov/reg3hwmd/risk/human/rb-concentration_table/index.htm. (May 2016 RSL Table)

Scoping Summary for the GSA
Eastern Groundwater Operable Unit (U)
September 2018

WSRC-RP-2000-4134
Final
Appendix A, Page A-47 of A-70

Station	Date	Analyte	MDL	PQL	Lab Qual	EPA Qual	Result	MCL/RSL	Units
HGW 3D	4/27/2015	CYCLOHEXANE	0.07	1	U	U	1	13000	µg/L
HGW 3D	5/7/2014	CUMENE (ISOPROPYLBENZENE)	0.3	1	U	U	1	450	µg/L
HGW 3D	4/27/2015	CUMENE (ISOPROPYLBENZENE)	0.08	1	U	U	1	450	µg/L
HGW 3D	5/7/2014	CIS-1,3-DICHLOROPROPENE	0.3	1	U	U	1	0.47	µg/L
HGW 3D	4/27/2015	CIS-1,3-DICHLOROPROPENE	0.07	1	U	U	1	0.47	µg/L
HGW 3D	5/7/2014	CIS-1,2-DICHLOROETHYLENE	0.3	1	U	U	1	0.47	µg/L
HGW 3D	4/27/2015	CIS-1,2-DICHLOROETHYLENE	0.09	1	U	U	1	0.47	µg/L
HGW 3D	4/30/2012	CHROMIUM	20	200	U	U	200	100	µg/L
HGW 3D	5/7/2014	CHLOROMETHANE (METHYL CHLORIDE)	0.3	1	U	U	0.34	190	µg/L
HGW 3D	4/27/2015	CHLOROMETHANE (METHYL CHLORIDE)	0.08	2	U	U	2	190	µg/L
HGW 3D	5/7/2014	CHLOROFORM	0.3	1	J	J	0.37	80	µg/L
HGW 3D	4/27/2015	CHLOROFORM	0.1	1	J	U	0.36	80	µg/L
HGW 3D	5/7/2014	CHLOROETHENE (VINYL CHLORIDE)	0.3	1	U	U	1	2	µg/L
HGW 3D	4/27/2015	CHLOROETHENE (VINYL CHLORIDE)	0.08	2	U	U	2	2	µg/L
HGW 3D	5/7/2014	CHLOROETHANE (ETHYL CHLORIDE)	0.3	1	U	U	1	21000	µg/L
HGW 3D	4/27/2015	CHLOROETHANE (ETHYL CHLORIDE)	0.1	2	U	U	2	21000	µg/L
HGW 3D	5/7/2014	CHLOROBENZENE	0.3	1	U	U	1	100	µg/L
HGW 3D	4/27/2015	CHLOROBENZENE	0.15	1	U	U	1	100	µg/L
HGW 3D	5/3/2010	CARBON TETRACHLORIDE	1.04	2	U	U	2	5	µg/L
HGW 3D	5/4/2011	CARBON TETRACHLORIDE	0.13	2	U	U	2	5	µg/L
HGW 3D	4/30/2012	CARBON TETRACHLORIDE	0.13	2	U	U	2	5	µg/L
HGW 3D	5/7/2013	CARBON TETRACHLORIDE	0.13	2	U	U	2	5	µg/L
HGW 3D	5/7/2014	CARBON TETRACHLORIDE	0.3	1	U	U	1	5	µg/L
HGW 3D	4/27/2015	CARBON TETRACHLORIDE	0.13	1	U	U	1	5	µg/L
HGW 3D	5/2/2016	CARBON TETRACHLORIDE	0.3	1	U	U	1	5	µg/L
HGW 3D	4/26/2017	CARBON TETRACHLORIDE	0.333	1	U	U	1	5	µg/L
HGW 3D	5/7/2014	CARBON DISULFIDE	1.5	5	U	U	5	810	µg/L
HGW 3D	4/27/2015	CARBON DISULFIDE	0.05	1	U	U	1	810	µg/L
HGW 3D	5/3/2010	CADMIUM	0.2	2	U	U	2	5	µg/L
HGW 3D	5/4/2011	CADMIUM	0.2	2	U	U	2	5	µg/L
HGW 3D	4/30/2012	CADMIUM	0.2	2	U	U	2	5	µg/L
HGW 3D	5/7/2013	CADMIUM	0.2	2	U	U	2	5	µg/L
HGW 3D	5/7/2014	CADMIUM	0.1	1	U	U	1	5	µg/L
HGW 3D	4/27/2015	CADMIUM	0.1	1	U	U	1	5	µg/L
HGW 3D	5/2/2016	CADMIUM	0.1	1	U	U	1	5	µg/L
HGW 3D	4/26/2017	CADMIUM	0.1	1	U	U	1	5	µg/L
HGW 3D	5/7/2014	BROMOMETHANE (METHYL BROMIDE)	0.3	1	U	U	1	75	µg/L
HGW 3D	4/27/2015	BROMOMETHANE (METHYL BROMIDE)	0.25	2	U	U	2	75	µg/L
HGW 3D	5/7/2014	BROMOFORM (TRIBROMOMETHANE)	0.3	1	U	U	1	80	µg/L
HGW 3D	4/27/2015	BROMOFORM (TRIBROMOMETHANE)	0.17	1	U	U	1	80	µg/L
HGW 3D	5/7/2014	BROMODICHLOROMETHANE	0.3	1	U	U	1	80	µg/L
HGW 3D	4/27/2015	BROMODICHLOROMETHANE	0.09	1	U	U	1	80	µg/L
HGW 3D	5/7/2014	BROMOCHLOROMETHANE	0.3	1	U	U	1	83	µg/L
HGW 3D	4/27/2015	BROMOCHLOROMETHANE	0.13	1	U	U	1	83	µg/L
HGW 3D	5/7/2014	BENZENE	0.3	1	U	U	1	5	µg/L
HGW 3D	4/27/2015	BENZENE	0.06	1	U	U	1	5	µg/L
HGW 3D	5/7/2014	ACETONE	1.5	5	U	U	5	14000	µg/L
HGW 3D	4/27/2015	ACETONE	0.34	2	U	U	2	14000	µg/L
HGW 3D	5/7/2014	2-HEXANONE	1.5	5	U	U	5	38	µg/L
HGW 3D	4/27/2015	2-HEXANONE	0.22	5	U	U	5	38	µg/L
HGW 3D	5/7/2014	1,4-DIOXANE	15	50	U	U	50	0.46	µg/L
HGW 3D	4/27/2015	1,4-DIOXANE	7.6	80	U	U	80	0.46	µg/L
HGW 3D	5/7/2014	1,4-DICHLOROBENZENE	0.3	1	U	U	1		µg/L
HGW 3D	4/27/2015	1,4-DICHLOROBENZENE	0.12	1	U	U	1		µg/L
HGW 3D	5/7/2014	1,3-DICHLOROBENZENE	0.3	1	U	U	1		µg/L
HGW 3D	4/27/2015	1,3-DICHLOROBENZENE	0.08	1	U	U	1		µg/L
HGW 3D	5/7/2014	1,2-DICHLOROPROPANE	0.3	1	U	U	1	5	µg/L
HGW 3D	4/27/2015	1,2-DICHLOROPROPANE	0.1	1	U	U	1	5	µg/L
HGW 3D	5/7/2014	1,2-DICHLOROETHANE (EDC)	0.3	1	U	U	1	5	µg/L
HGW 3D	4/27/2015	1,2-DICHLOROETHANE (EDC)	0.1	1	U	U	1	5	µg/L
HGW 3D	5/7/2014	1,2-DICHLOROBENZENE	0.3	1	U	U	1	600	µg/L
HGW 3D	4/27/2015	1,2-DICHLOROBENZENE	0.06	1	U	U	1	600	µg/L
HGW 3D	5/7/2014	1,2-DIBROMOETHANE	0.3	1	U	U	1	0.5	µg/L
HGW 3D	4/27/2015	1,2-DIBROMOETHANE	0.13	1	U	U	1	0.5	µg/L
HGW 3D	5/7/2014	1,2-DIBROMO-3-CHLOROPROPANE	0.5	1	U	U	1	0.2	µg/L
HGW 3D	4/27/2015	1,2-DIBROMO-3-CHLOROPROPANE	0.41	1	U	U	1	0.2	µg/L
HGW 3D	5/7/2014	1,2,4-TRICHLOROBENZENE	0.3	1	U	U	1	7	µg/L
HGW 3D	4/27/2015	1,2,4-TRICHLOROBENZENE	0.08	1	U	U	1	7	µg/L
HGW 3D	5/7/2014	1,2,3-TRICHLOROBENZENE	0.3	1	U	U	1	7	µg/L
HGW 3D	4/27/2015	1,2,3-TRICHLOROBENZENE	0.09	1	U	U	1	7	µg/L
HGW 3D	5/7/2014	1,1-DICHLOROETHYLENE	0.3	1	U	U	1	7	µg/L

Bold indicates concentration exceeds the MCL or USEPA Regional Screening Levels, http://epa.gov/reg3hwm/risk/human/rb-concentration_table/index.htm. (May 2016 RSL Table)

Scoping Summary for the GSA
Eastern Groundwater Operable Unit (U)
September 2018

WSRC-RP-2000-4134
Final
Appendix A, Page A-48 of A-70

Station	Date	Analyte	MDL	PQL	Lab Qual	EPA Qual	Result	MCL/RSI	Units
HGW 3D	4/27/2015	1,1-DICHLOROETHYLENE	0.08	1	U	U	1	7	µg/L
HGW 3D	5/3/2010	1,1-DICHLOROETHANE	0.9	2	U	U	2	2.8	µg/L
HGW 3D	5/4/2011	1,1-DICHLOROETHANE	0.1	2	U	UJ	2	2.8	µg/L
HGW 3D	4/30/2012	1,1-DICHLOROETHANE	0.1	2	U	U	2	2.8	µg/L
HGW 3D	5/7/2013	1,1-DICHLOROETHANE	0.1	2	U	U	2	2.8	µg/L
HGW 3D	5/7/2014	1,1-DICHLOROETHANE	0.3	1	U	U	1	2.8	µg/L
HGW 3D	4/27/2015	1,1-DICHLOROETHANE	0.07	1	U	U	1	2.8	µg/L
HGW 3D	5/2/2016	1,1-DICHLOROETHANE	0.3	1	U	U	1	2.8	µg/L
HGW 3D	4/26/2017	1,1-DICHLOROETHANE	0.333	1	U	U	1	2.8	µg/L
HGW 3D	5/7/2014	1,1,2-TRICHLOROETHANE	0.3	1	U	U	1	5	µg/L
HGW 3D	4/27/2015	1,1,2-TRICHLOROETHANE	0.15	1	U	U	1	5	µg/L
HGW 3D	5/7/2014	1,1,2-TRICHLORO-1,2,2-TRIFLUOROETHANE	2	5			122		µg/L
HGW 3D	4/27/2015	1,1,2-TRICHLORO-1,2,2-TRIFLUOROETHANE	0.5	5			100		µg/L
HGW 3D	5/7/2014	1,1,2,2-TETRACHLOROETHANE	0.3	1	U	U	1	0.076	µg/L
HGW 3D	4/27/2015	1,1,2,2-TETRACHLOROETHANE	0.1	1	U	U	1	0.076	µg/L
HGW 3D	5/3/2010	1,1,1-TRICHLOROETHANE	0.79	2	U	U	2	200	µg/L
HGW 3D	5/4/2011	1,1,1-TRICHLOROETHANE	0.15	2	U	UJ	2	200	µg/L
HGW 3D	4/30/2012	1,1,1-TRICHLOROETHANE	0.15	2	U	U	2	200	µg/L
HGW 3D	5/7/2013	1,1,1-TRICHLOROETHANE	0.15	2	U	U	2	200	µg/L
HGW 3D	5/7/2014	1,1,1-TRICHLOROETHANE	0.3	1	U	U	1	200	µg/L
HGW 3D	4/27/2015	1,1,1-TRICHLOROETHANE	0.07	1	U	U	1	200	µg/L
HGW 3D	5/2/2016	1,1,1-TRICHLOROETHANE	0.3	1	U	U	1	200	µg/L
HGW 3D	4/26/2017	1,1,1-TRICHLOROETHANE	0.333	1	U	U	1	200	µg/L
HGW 4D	5/3/2010	TRITIUM	0.461	1.39			4.37	20	pCi/mL
HGW 4D	5/4/2011	TRITIUM	0.587	1.69			4.91	20	pCi/mL
HGW 4D	5/1/2012	TRITIUM	0.49	1.55			5.5	20	pCi/mL
HGW 4D	5/8/2013	TRITIUM	0.528	1.55			4.38	20	pCi/mL
HGW 4D	5/8/2014	TRITIUM	0.415	1.22			3.14	20	pCi/mL
HGW 4D	5/8/2014	TRICHLOROFLUOROMETHANE	0.3	1	U	U	1	5200	µg/L
HGW 4D	5/3/2010	TRICHLOROETHYLENE (TCE)	0.97	2	U	U	2	5	µg/L
HGW 4D	5/4/2011	TRICHLOROETHYLENE (TCE)	0.1	2	U	U	2	5	µg/L
HGW 4D	5/1/2012	TRICHLOROETHYLENE (TCE)	0.1	2	U	U	2	5	µg/L
HGW 4D	5/8/2013	TRICHLOROETHYLENE (TCE)	0.1	2	U	U	2	5	µg/L
HGW 4D	5/8/2014	TRICHLOROETHYLENE (TCE)	0.3	1	J	J	0.48	5	µg/L
HGW 4D	5/8/2014	TRANS-1,3-DICHLOROPROPENE	0.3	1	U	U	1	0.47	µg/L
HGW 4D	5/8/2014	TRANS-1,2-DICHLOROETHYLENE	0.3	1	U	U	1	100	µg/L
HGW 4D	5/8/2014	TOLUENE	0.3	1	U	U	1	1000	µg/L
HGW 4D	5/8/2014	TETRACHLOROETHYLENE (PCE)	0.3	1	J	J	0.36	5	µg/L
HGW 4D	5/8/2014	STYRENE	0.3	1	U	U	1	100	µg/L
HGW 4D	5/1/2012	SODIUM	0.04	0.4			2.31		µg/L
HGW 4D	5/8/2014	O-XYLENE	0.3	1	U	U	1	190	µg/L
HGW 4D	5/3/2010	NONVOLATILE BETA	4.19	10.2	U	U	4.13	50	pCi/L
HGW 4D	5/4/2011	NONVOLATILE BETA	4.35	9.64	U	U	1.24	50	pCi/L
HGW 4D	5/1/2012	NONVOLATILE BETA	4.54	10.5	U	U	2.82	50	pCi/L
HGW 4D	5/8/2013	NONVOLATILE BETA	4.47	10.7	U	U	3.94	50	pCi/L
HGW 4D	5/8/2014	NONVOLATILE BETA	3.99	8.84	U	U	0.921	50	pCi/L
HGW 4D	5/8/2014	METHYLCYCLOHEXANE	0.3	1	U	U	1		µg/L
HGW 4D	5/8/2014	METHYL TERTIARY BUTYL ETHER (MTBE)	0.3	1	U	U	1	14	µg/L
HGW 4D	5/8/2014	METHYL ISOBUTYL KETONE	1.5	5	U	U	5	6300	µg/L
HGW 4D	5/8/2014	METHYL ETHYL KETONE	1.5	5	U	U	5	5600	µg/L
HGW 4D	5/8/2014	METHYL ACETATE	1.5	5	U	U	5	20000	µg/L
HGW 4D	5/8/2014	M,P-XYLENE	0.3	2	U	U	2	190	µg/L
HGW 4D	5/3/2010	LEAD	0.4	4			7.07	15	µg/L
HGW 4D	5/4/2011	LEAD	1	10	J	J	2.32	15	µg/L
HGW 4D	5/1/2012	LEAD	1	10	J	J	1.78	15	µg/L
HGW 4D	5/8/2013	LEAD	1	10	U	U	10	15	µg/L
HGW 4D	5/8/2014	LEAD	0.5	5	J	J	1.22	15	µg/L
HGW 4D	5/8/2013	GROSS ALPHA	2.49	6.13	U	U	1.44	15	pCi/L
HGW 4D	5/8/2014	GROSS ALPHA	2.19	5.96	U	U	1.92	15	pCi/L
HGW 4D	5/8/2014	ETHYLBENZENE	0.3	1	U	U	1	700	µg/L
HGW 4D	5/8/2014	DICHLOROMETHANE (METHYLENE CHLORIDE)	1	5	U	U	5	5	µg/L
HGW 4D	5/8/2014	DICHLORODIFLUOROMETHANE	0.3	1	U	U	1	200	µg/L
HGW 4D	5/8/2014	DIBROMOCHLOROMETHANE	0.3	1	U	U	1	80	µg/L
HGW 4D	5/8/2014	CYCLOHEXANE	0.3	1	U	U	1	13000	µg/L
HGW 4D	5/8/2014	CUMENE (ISOPROPYLBENZENE)	0.3	1	U	U	1	450	µg/L
HGW 4D	5/8/2014	CIS-1,3-DICHLOROPROPENE	0.3	1	U	U	1	0.47	µg/L
HGW 4D	5/8/2014	CIS-1,2-DICHLOROETHYLENE	0.3	1	J	J	0.4	0.47	µg/L
HGW 4D	5/1/2012	CHROMIUM	20	200	U	U	200	100	µg/L
HGW 4D	5/8/2014	CHLOROMETHANE (METHYL CHLORIDE)	0.3	1	U	U	0.33	190	µg/L
HGW 4D	5/8/2014	CHLOROFORM	0.3	1	U	U	1	80	µg/L
HGW 4D	5/8/2014	CHLOROETHENE (VINYL CHLORIDE)	0.3	1	U	U	1	2	µg/L

Bold indicates concentration exceeds the MCL or USEPA Regional Screening Levels, http://epa.gov/reg3hwmd/risk/human/rb-concentration_table/index.htm. (May 2016 RSL Table)

Scoping Summary for the GSA
Eastern Groundwater Operable Unit (U)
September 2018

WSRC-RP-2000-4134
Final
Appendix A, Page A-49 of A-70

Station	Date	Analyte	MDL	PQL	Lab Qual	EPA Qual	Result	MCL/RSL	Units
HGW 4D	5/8/2014	CHLOROETHANE (ETHYL CHLORIDE)	0.3	1	U	U	1	21000	µg/L
HGW 4D	5/8/2014	CHLOROBENZENE	0.3	1	U	U	1	100	µg/L
HGW 4D	5/3/2010	CARBON TETRACHLORIDE	1.04	2	U	U	2	5	µg/L
HGW 4D	5/4/2011	CARBON TETRACHLORIDE	0.13	2	U	U	2	5	µg/L
HGW 4D	5/1/2012	CARBON TETRACHLORIDE	0.13	2	U	U	2	5	µg/L
HGW 4D	5/8/2013	CARBON TETRACHLORIDE	0.13	2	U	U	2	5	µg/L
HGW 4D	5/8/2014	CARBON TETRACHLORIDE	0.3	1	U	U	1	5	µg/L
HGW 4D	5/8/2014	CARBON DISULFIDE	1.5	5	U	U	5	810	µg/L
HGW 4D	5/3/2010	CADMIUM	0.2	2	U	U	2	5	µg/L
HGW 4D	5/4/2011	CADMIUM	0.2	2	U	U	2	5	µg/L
HGW 4D	5/1/2012	CADMIUM	0.2	2	U	U	2	5	µg/L
HGW 4D	5/8/2013	CADMIUM	0.2	2	U	U	2	5	µg/L
HGW 4D	5/8/2014	CADMIUM	0.1	1	U	U	1	5	µg/L
HGW 4D	5/8/2014	BROMOMETHANE (METHYL BROMIDE)	0.3	1	U	U	1	75	µg/L
HGW 4D	5/8/2014	BROMOFORM (TRIBROMOMETHANE)	0.3	1	U	U	1	80	µg/L
HGW 4D	5/8/2014	BROMODICHLOROMETHANE	0.3	1	U	U	1	80	µg/L
HGW 4D	5/8/2014	BROMOCHLOROMETHANE	0.3	1	U	U	1	83	µg/L
HGW 4D	5/8/2014	BENZENE	0.3	1	U	U	1	5	µg/L
HGW 4D	5/8/2014	ACETONE	1.5	5	U	U	5	14000	µg/L
HGW 4D	5/8/2014	2-HEXANONE	1.5	5	U	U	5	38	µg/L
HGW 4D	5/8/2014	1,4-DIOXANE	15	50	U	U	50	0.46	µg/L
HGW 4D	5/8/2014	1,4-DICHLOROBENZENE	0.3	1	U	U	1		µg/L
HGW 4D	5/8/2014	1,3-DICHLOROBENZENE	0.3	1	U	U	1		µg/L
HGW 4D	5/8/2014	1,2-DICHLOROPROPANE	0.3	1	U	U	1	5	µg/L
HGW 4D	5/8/2014	1,2-DICHLOROETHANE (EDC)	0.3	1	U	U	1	5	µg/L
HGW 4D	5/8/2014	1,2-DICHLOROBENZENE	0.3	1	U	U	1	600	µg/L
HGW 4D	5/8/2014	1,2-DIBROMOETHANE	0.3	1	U	U	1	0.5	µg/L
HGW 4D	5/8/2014	1,2-DIBROMO-3-CHLOROPROPANE	0.5	1	U	U	1	0.2	µg/L
HGW 4D	5/8/2014	1,2,4-TRICHLOROBENZENE	0.3	1	U	U	1	7	µg/L
HGW 4D	5/8/2014	1,2,3-TRICHLOROBENZENE	0.3	1	U	U	1	7	µg/L
HGW 4D	5/8/2014	1,1-DICHLOROETHYLENE	0.3	1	U	U	1	7	µg/L
HGW 4D	5/3/2010	1,1-DICHLOROETHANE	0.9	2	U	U	2	2.8	µg/L
HGW 4D	5/4/2011	1,1-DICHLOROETHANE	0.1	2	U	U	2	2.8	µg/L
HGW 4D	5/1/2012	1,1-DICHLOROETHANE	0.1	2	U	U	2	2.8	µg/L
HGW 4D	5/8/2013	1,1-DICHLOROETHANE	0.1	2	U	U	2	2.8	µg/L
HGW 4D	5/8/2014	1,1-DICHLOROETHANE	0.3	1	U	U	1	2.8	µg/L
HGW 4D	5/8/2014	1,1,2-TRICHLOROETHANE	0.3	1	U	U	1	5	µg/L
HGW 4D	5/8/2014	1,1,2-TRICHLORO-1,2,2-TRIFLUOROETHANE	2	5	J	J	3.28		µg/L
HGW 4D	5/8/2014	1,1,2,2-TETRACHLOROETHANE	0.3	1	U	U	1	0.076	µg/L
HGW 4D	5/3/2010	1,1,1-TRICHLOROETHANE	0.79	2	U	U	2	200	µg/L
HGW 4D	5/4/2011	1,1,1-TRICHLOROETHANE	0.15	2	U	U	2	200	µg/L
HGW 4D	5/1/2012	1,1,1-TRICHLOROETHANE	0.15	2	U	U	2	200	µg/L
HGW 4D	5/8/2013	1,1,1-TRICHLOROETHANE	0.15	2	U	U	2	200	µg/L
HGW 4D	5/8/2014	1,1,1-TRICHLOROETHANE	0.3	1	U	U	1	200	µg/L
HHP 1D	5/3/2010	TRITIUM	0.46	1.25			2.5	20	pCi/mL
HHP 1D	5/3/2011	TRITIUM	0.465	1.31			3.06	20	pCi/mL
HHP 1D	4/30/2012	TRITIUM	0.567	1.36	J	J	1.29	20	pCi/mL
HHP 1D	5/6/2013	TRITIUM	0.393	1.09	J	J	1.95	20	pCi/mL
HHP 1D	5/7/2014	TRITIUM	0.377	1.04			1.81	20	pCi/mL
HHP 1D	5/7/2014	TRITIUM	0.378	1.03			1.72	20	pCi/mL
HHP 1D	4/22/2015	TRITIUM	0.528	1.35			2.52	20	pCi/mL
HHP 1D	4/26/2016	TRITIUM	0.534	1.37			2.61	20	pCi/mL
HHP 1D	4/26/2017	TRITIUM	0.435	1.28			3.24	20	pCi/mL
HHP 1D	5/7/2014	TRICHLOROFLUOROMETHANE	0.3	1	U	U	1	5200	µg/L
HHP 1D	4/22/2015	TRICHLOROFLUOROMETHANE	0.11	1	U	U	1	5200	µg/L
HHP 1D	5/7/2014	TRICHLOROETHYLENE (TCE)	0.3	1	U	U	1	5	µg/L
HHP 1D	4/22/2015	TRICHLOROETHYLENE (TCE)	0.25	1	U	U	1	5	µg/L
HHP 1D	4/26/2016	TRICHLOROETHYLENE (TCE)	0.3	1	U	U	1	5	µg/L
HHP 1D	4/26/2017	TRICHLOROETHYLENE (TCE)	0.333	1	U	U	1	5	µg/L
HHP 1D	5/7/2014	TRANS-1,3-DICHLOROPROPENE	0.3	1	U	U	1	0.47	µg/L
HHP 1D	4/22/2015	TRANS-1,3-DICHLOROPROPENE	0.08	1	U	U	1	0.47	µg/L
HHP 1D	5/7/2014	TRANS-1,2-DICHLOROETHYLENE	0.3	1	U	U	1	100	µg/L
HHP 1D	4/22/2015	TRANS-1,2-DICHLOROETHYLENE	0.08	1	U	U	1	100	µg/L
HHP 1D	5/7/2014	TOLUENE	0.3	1	U	U	1	1000	µg/L
HHP 1D	4/22/2015	TOLUENE	0.07	1		U	1.9	1000	µg/L
HHP 1D	5/7/2014	TETRACHLOROETHYLENE (PCE)	0.3	1	U	U	1	5	µg/L
HHP 1D	4/22/2015	TETRACHLOROETHYLENE (PCE)	0.18	1	U	U	1	5	µg/L
HHP 1D	5/7/2014	STYRENE	0.3	1	U	U	1	100	µg/L
HHP 1D	4/22/2015	STYRENE	0.07	1	U	U	1	100	µg/L
HHP 1D	5/7/2014	O-XYLENE	0.3	1	U	U	1	190	µg/L
HHP 1D	4/22/2015	O-XYLENE	0.06	1	U	U	1	190	µg/L

Bold indicates concentration exceeds the MCL or USEPA Regional Screening Levels, http://epa.gov/reg3hwmd/risk/human/rb-concentration_table/index.htm. (May 2016 RSL Table)

Scoping Summary for the GSA
Eastern Groundwater Operable Unit (U)
September 2018

WSRC-RP-2000-4134
Final
Appendix A, Page A-50 of A-70

Station	Date	Analyte	MDL	PQL	Lab Qual	EPA Qual	Result	MCL/RSL	Units
HHP 1D	5/3/2010	NONVOLATILE BETA	4.28	10.3	U	U	3.77	50	pCi/L
HHP 1D	5/3/2011	NONVOLATILE BETA	4.26	9.72	U	U	1.95	50	pCi/L
HHP 1D	4/30/2012	NONVOLATILE BETA	4.8	11.1	U	U	3.07	50	pCi/L
HHP 1D	5/6/2013	NONVOLATILE BETA	4.53	11	U	U	4.35	50	pCi/L
HHP 1D	5/7/2014	NONVOLATILE BETA	4.28	10.7	J	J	5	50	pCi/L
HHP 1D	4/22/2015	NONVOLATILE BETA	4.35	11.1	J	J	6.11	50	pCi/L
HHP 1D	4/26/2016	NONVOLATILE BETA	4.04	9.25	U	U	1.97	50	pCi/L
HHP 1D	4/26/2017	NONVOLATILE BETA	4.1	10.6	J	J	5.62	50	pCi/L
HHP 1D	5/7/2014	METHYLCYCLOHEXANE	0.3	1	U	U	1		µg/L
HHP 1D	4/22/2015	METHYLCYCLOHEXANE	0.1	4	U	U	4		µg/L
HHP 1D	5/7/2014	METHYL TERTIARY BUTYL ETHER (MTBE)	0.3	1	U	U	1	14	µg/L
HHP 1D	4/22/2015	METHYL TERTIARY BUTYL ETHER (MTBE)	0.11	2	U	U	2	14	µg/L
HHP 1D	5/7/2014	METHYL ISOBUTYL KETONE	1.5	5	U	U	5	6300	µg/L
HHP 1D	4/22/2015	METHYL ISOBUTYL KETONE	0.12	5	U	U	5	6300	µg/L
HHP 1D	5/7/2014	METHYL ETHYL KETONE	1.5	5	U	U	5	5600	µg/L
HHP 1D	4/22/2015	METHYL ETHYL KETONE	0.52	5	U	U	5	5600	µg/L
HHP 1D	5/7/2014	METHYL ACETATE	1.5	5	U	U	5	20000	µg/L
HHP 1D	4/22/2015	METHYL ACETATE	0.37	25	U	U	25	20000	µg/L
HHP 1D	5/7/2014	M,P-XYLENE	0.3	2	U	U	2	190	µg/L
HHP 1D	4/22/2015	M,P-XYLENE	0.14	2	U	U	2	190	µg/L
HHP 1D	5/6/2013	GROSS ALPHA	2.57	6.75	U	U	1.95	15	pCi/L
HHP 1D	5/7/2014	GROSS ALPHA	2.21	5.43	U	U	1.27	15	pCi/L
HHP 1D	4/22/2015	GROSS ALPHA	2.19	5.91	U	U	1.79	15	pCi/L
HHP 1D	4/26/2016	GROSS ALPHA	2.28	3.93	U	U	0.00232	15	pCi/L
HHP 1D	4/26/2017	GROSS ALPHA	2.36	4.04	U	U	0.011	15	pCi/L
HHP 1D	5/7/2014	ETHYLBENZENE	0.3	1	U	U	1	700	µg/L
HHP 1D	4/22/2015	ETHYLBENZENE	0.09	1	U	U	1	700	µg/L
HHP 1D	5/7/2014	DICHLOROMETHANE (METHYLENE CHLORIDE)	1	5	U	U	5	5	µg/L
HHP 1D	4/22/2015	DICHLOROMETHANE (METHYLENE CHLORIDE)	0.27	1	U	U	1	5	µg/L
HHP 1D	5/7/2014	DICHLORODIFLUOROMETHANE	0.3	1	U	U	1	200	µg/L
HHP 1D	4/22/2015	DICHLORODIFLUOROMETHANE	0.08	2	U	U	2	200	µg/L
HHP 1D	5/7/2014	DIBROMOCHLOROMETHANE	0.3	1	U	U	1	80	µg/L
HHP 1D	4/22/2015	DIBROMOCHLOROMETHANE	0.13	1	U	U	1	80	µg/L
HHP 1D	5/7/2014	CYCLOHEXANE	0.3	1	U	U	1	13000	µg/L
HHP 1D	4/22/2015	CYCLOHEXANE	0.07	1	U	U	1	13000	µg/L
HHP 1D	5/7/2014	CUMENE (ISOPROPYLBENZENE)	0.3	1	U	U	1	450	µg/L
HHP 1D	4/22/2015	CUMENE (ISOPROPYLBENZENE)	0.08	1	U	U	1	450	µg/L
HHP 1D	5/7/2014	CIS-1,3-DICHLOROPROPENE	0.3	1	U	U	1	0.47	µg/L
HHP 1D	4/22/2015	CIS-1,3-DICHLOROPROPENE	0.07	1	U	U	1	0.47	µg/L
HHP 1D	5/7/2014	CIS-1,2-DICHLOROETHYLENE	0.3	1	U	U	1	0.47	µg/L
HHP 1D	4/22/2015	CIS-1,2-DICHLOROETHYLENE	0.09	1	U	U	1	0.47	µg/L
HHP 1D	5/7/2014	CHLOROMETHANE (METHYL CHLORIDE)	0.3	1	U	U	1	190	µg/L
HHP 1D	4/22/2015	CHLOROMETHANE (METHYL CHLORIDE)	0.08	2	U	U	2	190	µg/L
HHP 1D	5/7/2014	CHLOROFORM	0.3	1	U	U	1	80	µg/L
HHP 1D	4/22/2015	CHLOROFORM	0.1	1	U	U	1	80	µg/L
HHP 1D	5/7/2014	CHLOROETHENE (VINYL CHLORIDE)	0.3	1	U	U	1	2	µg/L
HHP 1D	4/22/2015	CHLOROETHENE (VINYL CHLORIDE)	0.08	2	U	U	2	2	µg/L
HHP 1D	5/7/2014	CHLOROETHANE (ETHYL CHLORIDE)	0.3	1	U	U	1	21000	µg/L
HHP 1D	4/22/2015	CHLOROETHANE (ETHYL CHLORIDE)	0.1	2	U	U	2	21000	µg/L
HHP 1D	5/7/2014	CHLOROBENZENE	0.3	1	U	U	1	100	µg/L
HHP 1D	4/22/2015	CHLOROBENZENE	0.15	1	U	U	1	100	µg/L
HHP 1D	5/7/2014	CARBON TETRACHLORIDE	0.3	1	U	U	1	5	µg/L
HHP 1D	4/22/2015	CARBON TETRACHLORIDE	0.13	1	U	U	1	5	µg/L
HHP 1D	4/26/2016	CARBON TETRACHLORIDE	0.3	1	U	U	1	5	µg/L
HHP 1D	4/26/2017	CARBON TETRACHLORIDE	0.333	1	U	U	1	5	µg/L
HHP 1D	5/7/2014	CARBON DISULFIDE	1.5	5	U	U	5	810	µg/L
HHP 1D	4/22/2015	CARBON DISULFIDE	0.05	1	U	U	1	810	µg/L
HHP 1D	5/7/2014	BROMOMETHANE (METHYL BROMIDE)	0.3	1	U	U	1	75	µg/L
HHP 1D	4/22/2015	BROMOMETHANE (METHYL BROMIDE)	0.25	2	U	U	2	75	µg/L
HHP 1D	5/7/2014	BROMOFORM (TRIBROMOMETHANE)	0.3	1	U	U	1	80	µg/L
HHP 1D	4/22/2015	BROMOFORM (TRIBROMOMETHANE)	0.17	1	U	U	1	80	µg/L
HHP 1D	5/7/2014	BROMODICHLOROMETHANE	0.3	1	U	U	1	80	µg/L
HHP 1D	4/22/2015	BROMODICHLOROMETHANE	0.09	1	U	U	1	80	µg/L
HHP 1D	5/7/2014	BROMOCHLOROMETHANE	0.3	1	U	U	1	83	µg/L
HHP 1D	4/22/2015	BROMOCHLOROMETHANE	0.13	1	U	U	1	83	µg/L
HHP 1D	5/7/2014	BENZENE	0.3	1	U	U	1	5	µg/L
HHP 1D	4/22/2015	BENZENE	0.06	1	U	U	1	5	µg/L
HHP 1D	5/7/2014	ACETONE	1.5	5	U	U	5	14000	µg/L
HHP 1D	4/22/2015	ACETONE	0.34	2	U	U	2	14000	µg/L
HHP 1D	5/7/2014	2-HEXANONE	1.5	5	U	U	5	38	µg/L
HHP 1D	4/22/2015	2-HEXANONE	0.22	5	U	U	5	38	µg/L

Bold indicates concentration exceeds the MCL or USEPA Regional Screening Levels, http://epa.gov/reg3hwmd/risk/human/rb-concentration_table/index.htm. (May 2016 RSL Table)

Scoping Summary for the GSA
Eastern Groundwater Operable Unit (U)
September 2018

WSRC-RP-2000-4134
Final
Appendix A, Page A-51 of A-70

Station	Date	Analyte	MDL	PQL	Lab Qual	EPA Qual	Result	MCL/RSI	Units
HHP 1D	5/7/2014	1,4-DIOXANE	15	50	U	U	50	0.46	µg/L
HHP 1D	4/22/2015	1,4-DIOXANE	7.6	80	U	U	80	0.46	µg/L
HHP 1D	5/7/2014	1,4-DICHLOROBENZENE	0.3	1	U	U	1		µg/L
HHP 1D	4/22/2015	1,4-DICHLOROBENZENE	0.12	1	U	U	1		µg/L
HHP 1D	5/7/2014	1,3-DICHLOROBENZENE	0.3	1	U	U	1		µg/L
HHP 1D	4/22/2015	1,3-DICHLOROBENZENE	0.08	1	U	U	1		µg/L
HHP 1D	5/7/2014	1,2-DICHLOROPROPANE	0.3	1	U	U	1	5	µg/L
HHP 1D	4/22/2015	1,2-DICHLOROPROPANE	0.1	1	U	U	1	5	µg/L
HHP 1D	5/7/2014	1,2-DICHLOROETHANE (EDC)	0.3	1	U	U	1	5	µg/L
HHP 1D	4/22/2015	1,2-DICHLOROETHANE (EDC)	0.1	1	U	U	1	5	µg/L
HHP 1D	5/7/2014	1,2-DICHLOROBENZENE	0.3	1	U	U	1	600	µg/L
HHP 1D	4/22/2015	1,2-DICHLOROBENZENE	0.06	1	U	U	1	600	µg/L
HHP 1D	5/7/2014	1,2-DIBROMOETHANE	0.3	1	U	U	1	0.5	µg/L
HHP 1D	4/22/2015	1,2-DIBROMOETHANE	0.13	1	U	U	1	0.5	µg/L
HHP 1D	5/7/2014	1,2-DIBROMO-3-CHLOROPROPANE	0.5	1	U	U	1	0.2	µg/L
HHP 1D	4/22/2015	1,2-DIBROMO-3-CHLOROPROPANE	0.41	1	U	U	1	0.2	µg/L
HHP 1D	5/7/2014	1,2,4-TRICHLOROBENZENE	0.3	1	U	U	1	7	µg/L
HHP 1D	4/22/2015	1,2,4-TRICHLOROBENZENE	0.08	1	U	U	1	7	µg/L
HHP 1D	5/7/2014	1,2,3-TRICHLOROBENZENE	0.3	1	U	U	1	7	µg/L
HHP 1D	4/22/2015	1,2,3-TRICHLOROBENZENE	0.09	1	U	U	1	7	µg/L
HHP 1D	5/7/2014	1,1-DICHLOROETHYLENE	0.3	1	U	U	1	7	µg/L
HHP 1D	4/22/2015	1,1-DICHLOROETHYLENE	0.08	1	U	U	1	7	µg/L
HHP 1D	5/7/2014	1,1-DICHLOROETHANE	0.3	1	U	U	1	2.8	µg/L
HHP 1D	4/22/2015	1,1-DICHLOROETHANE	0.07	1	U	U	1	2.8	µg/L
HHP 1D	4/26/2016	1,1-DICHLOROETHANE	0.3	1	U	U	1	2.8	µg/L
HHP 1D	4/26/2017	1,1-DICHLOROETHANE	0.333	1	U	U	1	2.8	µg/L
HHP 1D	5/7/2014	1,1,2-TRICHLOROETHANE	0.3	1	U	U	1	5	µg/L
HHP 1D	4/22/2015	1,1,2-TRICHLOROETHANE	0.15	1	U	U	1	5	µg/L
HHP 1D	5/7/2014	1,1,2-TRICHLORO-1,2,2-TRIFLUOROETHANE	2	5	U	U	5		µg/L
HHP 1D	4/22/2015	1,1,2-TRICHLORO-1,2,2-TRIFLUOROETHANE	0.1	1	U	U	1		µg/L
HHP 1D	5/7/2014	1,1,2,2-TETRACHLOROETHANE	0.3	1	U	U	1	0.076	µg/L
HHP 1D	4/22/2015	1,1,2,2-TETRACHLOROETHANE	0.1	1	U	U	1	0.076	µg/L
HHP 1D	5/7/2014	1,1,1-TRICHLOROETHANE	0.3	1	U	U	1	200	µg/L
HHP 1D	4/22/2015	1,1,1-TRICHLOROETHANE	0.07	1	U	U	1	200	µg/L
HHP 1D	4/26/2016	1,1,1-TRICHLOROETHANE	0.3	1	U	U	1	200	µg/L
HHP 1D	4/26/2017	1,1,1-TRICHLOROETHANE	0.333	1	U	U	1	200	µg/L
HHP 2D	5/3/2010	TRITIUM	0.465	1.32			3.3	20	pCi/mL
HHP 2D	5/3/2011	TRITIUM	0.465	1.34			3.38	20	pCi/mL
HHP 2D	4/30/2012	TRITIUM	0.477	1.1	J	J	0.581	20	pCi/mL
HHP 2D	5/6/2013	TRITIUM	0.4	1.14	J	J	2.33	20	pCi/mL
HHP 2D	5/7/2014	TRITIUM	0.378	1.09			2.36	20	pCi/mL
HHP 2D	5/7/2014	TRITIUM	0.382	1.08			2.19	20	pCi/mL
HHP 2D	4/22/2015	TRITIUM	0.538	1.44			3.46	20	pCi/mL
HHP 2D	4/26/2016	TRITIUM	0.548	1.43			2.96	20	pCi/mL
HHP 2D	4/26/2017	TRITIUM	0.446	1.33			3.54	20	pCi/mL
HHP 2D	5/7/2014	TRICHLOROFLUOROMETHANE	0.3	1	U	U	1	5200	µg/L
HHP 2D	5/7/2014	TRICHLOROFLUOROMETHANE	0.3	1	U	U	1	5200	µg/L
HHP 2D	4/22/2015	TRICHLOROFLUOROMETHANE	0.11	1	U	U	1	5200	µg/L
HHP 2D	5/7/2014	TRICHLOROETHYLENE (TCE)	0.3	1	U	U	1	5	µg/L
HHP 2D	5/7/2014	TRICHLOROETHYLENE (TCE)	0.3	1	U	U	1	5	µg/L
HHP 2D	4/22/2015	TRICHLOROETHYLENE (TCE)	0.25	1	U	U	1	5	µg/L
HHP 2D	4/26/2016	TRICHLOROETHYLENE (TCE)	0.3	1	U	U	1	5	µg/L
HHP 2D	4/26/2017	TRICHLOROETHYLENE (TCE)	0.333	1	U	U	1	5	µg/L
HHP 2D	5/7/2014	TRANS-1,3-DICHLOROPROPENE	0.3	1	U	U	1	0.47	µg/L
HHP 2D	5/7/2014	TRANS-1,3-DICHLOROPROPENE	0.3	1	U	U	1	0.47	µg/L
HHP 2D	4/22/2015	TRANS-1,3-DICHLOROPROPENE	0.08	1	U	U	1	0.47	µg/L
HHP 2D	5/7/2014	TRANS-1,2-DICHLOROETHYLENE	0.3	1	U	U	1	100	µg/L
HHP 2D	5/7/2014	TRANS-1,2-DICHLOROETHYLENE	0.3	1	U	U	1	100	µg/L
HHP 2D	4/22/2015	TRANS-1,2-DICHLOROETHYLENE	0.08	1	U	U	1	100	µg/L
HHP 2D	5/7/2014	TOLUENE	0.3	1	U	U	1	1000	µg/L
HHP 2D	5/7/2014	TOLUENE	0.3	1	U	U	1	1000	µg/L
HHP 2D	4/22/2015	TOLUENE	0.07	1		U	1.4	1000	µg/L
HHP 2D	5/7/2014	TETRACHLOROETHYLENE (PCE)	0.3	1	U	U	1	5	µg/L
HHP 2D	5/7/2014	TETRACHLOROETHYLENE (PCE)	0.3	1	U	U	1	5	µg/L
HHP 2D	4/22/2015	TETRACHLOROETHYLENE (PCE)	0.18	1	U	U	1	5	µg/L
HHP 2D	5/7/2014	STYRENE	0.3	1	U	U	1	100	µg/L
HHP 2D	5/7/2014	STYRENE	0.3	1	U	U	1	100	µg/L
HHP 2D	4/22/2015	STYRENE	0.07	1	U	U	1	100	µg/L
HHP 2D	5/7/2014	O-XYLENE	0.3	1	U	U	1	190	µg/L
HHP 2D	5/7/2014	O-XYLENE	0.3	1	U	U	1	190	µg/L
HHP 2D	4/22/2015	O-XYLENE	0.06	1	U	U	1	190	µg/L

Bold indicates concentration exceeds the MCL or USEPA Regional Screening Levels, http://epa.gov/reg3hwmd/risk/human/rb-concentration_table/index.htm. (May 2016 RSL Table)

Scoping Summary for the GSA
Eastern Groundwater Operable Unit (U)
September 2018

WSRC-RP-2000-4134
Final
Appendix A, Page A-52 of A-70

Station	Date	Analyte	MDL	PQL	Lab Qual	EPA Qual	Result	MCL/RSL	Units
HHP 2D	5/3/2010	NONVOLATILE BETA	4.45	11.2	J	J	5.49	50	pCi/L
HHP 2D	5/3/2011	NONVOLATILE BETA	4.58	11.2	J	J	4.59	50	pCi/L
HHP 2D	4/30/2012	NONVOLATILE BETA	4.44	9.92	U	U	1.78	50	pCi/L
HHP 2D	4/30/2012	NONVOLATILE BETA	4.39	9.76	U	U	1.64	50	pCi/L
HHP 2D	5/6/2013	NONVOLATILE BETA	4.44	10.3	U	U	2.82	50	pCi/L
HHP 2D	5/7/2014	NONVOLATILE BETA	4.7	11.6	J	J	5.38	50	pCi/L
HHP 2D	5/7/2014	NONVOLATILE BETA	4.8	11.7	J	J	5.17	50	pCi/L
HHP 2D	4/22/2015	NONVOLATILE BETA	4.19	10.2	U	U	4.04	50	pCi/L
HHP 2D	4/26/2016	NONVOLATILE BETA	4.1	10.2	J	J	4.45	50	pCi/L
HHP 2D	4/26/2017	NONVOLATILE BETA	4.49	11.4	J	J	5.86	50	pCi/L
HHP 2D	5/7/2014	METHYLCYCLOHEXANE	0.3	1	U	U	1		µg/L
HHP 2D	5/7/2014	METHYLCYCLOHEXANE	0.3	1	U	U	1		µg/L
HHP 2D	4/22/2015	METHYLCYCLOHEXANE	0.1	4	U	U	4		µg/L
HHP 2D	5/7/2014	METHYL TERTIARY BUTYL ETHER (MTBE)	0.3	1	U	U	1	14	µg/L
HHP 2D	5/7/2014	METHYL TERTIARY BUTYL ETHER (MTBE)	0.3	1	U	U	1	14	µg/L
HHP 2D	4/22/2015	METHYL TERTIARY BUTYL ETHER (MTBE)	0.11	2	U	U	2	14	µg/L
HHP 2D	5/7/2014	METHYL ISOBUTYL KETONE	1.5	5	U	U	5	6300	µg/L
HHP 2D	5/7/2014	METHYL ISOBUTYL KETONE	1.5	5	U	U	5	6300	µg/L
HHP 2D	4/22/2015	METHYL ISOBUTYL KETONE	0.12	5	U	U	5	6300	µg/L
HHP 2D	5/7/2014	METHYL ETHYL KETONE	1.5	5	U	U	5	5600	µg/L
HHP 2D	5/7/2014	METHYL ETHYL KETONE	1.5	5	U	U	5	5600	µg/L
HHP 2D	4/22/2015	METHYL ETHYL KETONE	0.52	5	U	U	5	5600	µg/L
HHP 2D	5/7/2014	METHYL ACETATE	1.5	5	U	U	5	20000	µg/L
HHP 2D	5/7/2014	METHYL ACETATE	1.5	5	U	U	5	20000	µg/L
HHP 2D	4/22/2015	METHYL ACETATE	0.37	25	U	U	25	20000	µg/L
HHP 2D	5/7/2014	M,P-XYLENE	0.3	2	U	U	2	190	µg/L
HHP 2D	5/7/2014	M,P-XYLENE	0.3	2	U	U	2	190	µg/L
HHP 2D	4/22/2015	M,P-XYLENE	0.14	2	U	U	2	190	µg/L
HHP 2D	4/30/2012	GROSS ALPHA	2.65	4.7	U	U	0.073	15	pCi/L
HHP 2D	5/6/2013	GROSS ALPHA	2.61	5.94	U	U	1.05	15	pCi/L
HHP 2D	5/7/2014	GROSS ALPHA	2.32	8.52	J	J	5.45	15	pCi/L
HHP 2D	5/7/2014	GROSS ALPHA	2.32	8.06	J	J	4.62	15	pCi/L
HHP 2D	4/22/2015	GROSS ALPHA	2.18	4.56	U	U	0.561	15	pCi/L
HHP 2D	4/26/2016	GROSS ALPHA	2.39	6.35	U	U	1.99	15	pCi/L
HHP 2D	4/26/2017	GROSS ALPHA	2.45	7.14	J	J	2.89	15	pCi/L
HHP 2D	5/7/2014	ETHYLBENZENE	0.3	1	U	U	1	700	µg/L
HHP 2D	5/7/2014	ETHYLBENZENE	0.3	1	U	U	1	700	µg/L
HHP 2D	4/22/2015	ETHYLBENZENE	0.09	1	U	U	1	700	µg/L
HHP 2D	5/7/2014	DICHLOROMETHANE (METHYLENE CHLORIDE)	1	5	U	U	5	5	µg/L
HHP 2D	5/7/2014	DICHLOROMETHANE (METHYLENE CHLORIDE)	1	5	U	U	5	5	µg/L
HHP 2D	4/22/2015	DICHLOROMETHANE (METHYLENE CHLORIDE)	0.27	1	U	U	1	5	µg/L
HHP 2D	5/7/2014	DICHLORODIFLUOROMETHANE	0.3	1	U	U	1	200	µg/L
HHP 2D	5/7/2014	DICHLORODIFLUOROMETHANE	0.3	1	U	U	1	200	µg/L
HHP 2D	4/22/2015	DICHLORODIFLUOROMETHANE	0.08	2	U	U	2	200	µg/L
HHP 2D	5/7/2014	DIBROMOCHLOROMETHANE	0.3	1	U	U	1	80	µg/L
HHP 2D	5/7/2014	DIBROMOCHLOROMETHANE	0.3	1	U	U	1	80	µg/L
HHP 2D	4/22/2015	DIBROMOCHLOROMETHANE	0.13	1	U	U	1	80	µg/L
HHP 2D	5/7/2014	CYCLOHEXANE	0.3	1	U	U	1	13000	µg/L
HHP 2D	5/7/2014	CYCLOHEXANE	0.3	1	U	U	1	13000	µg/L
HHP 2D	4/22/2015	CYCLOHEXANE	0.07	1	U	U	1	13000	µg/L
HHP 2D	5/7/2014	CUMENE (ISOPROPYLBENZENE)	0.3	1	U	U	1	450	µg/L
HHP 2D	5/7/2014	CUMENE (ISOPROPYLBENZENE)	0.3	1	U	U	1	450	µg/L
HHP 2D	4/22/2015	CUMENE (ISOPROPYLBENZENE)	0.08	1	U	U	1	450	µg/L
HHP 2D	5/7/2014	CIS-1,3-DICHLOROPROPENE	0.3	1	U	U	1	0.47	µg/L
HHP 2D	5/7/2014	CIS-1,3-DICHLOROPROPENE	0.3	1	U	U	1	0.47	µg/L
HHP 2D	4/22/2015	CIS-1,3-DICHLOROPROPENE	0.07	1	U	U	1	0.47	µg/L
HHP 2D	5/7/2014	CIS-1,2-DICHLOROETHYLENE	0.3	1	U	U	1	0.47	µg/L
HHP 2D	5/7/2014	CIS-1,2-DICHLOROETHYLENE	0.3	1	U	U	1	0.47	µg/L
HHP 2D	4/22/2015	CIS-1,2-DICHLOROETHYLENE	0.09	1	U	U	1	0.47	µg/L
HHP 2D	5/7/2014	CHLOROMETHANE (METHYL CHLORIDE)	0.3	1	U	U	0.36	190	µg/L
HHP 2D	5/7/2014	CHLOROMETHANE (METHYL CHLORIDE)	0.3	1	U	U	0.33	190	µg/L
HHP 2D	4/22/2015	CHLOROMETHANE (METHYL CHLORIDE)	0.08	2	U	U	2	190	µg/L
HHP 2D	5/7/2014	CHLOROFORM	0.3	1	U	U	1	80	µg/L
HHP 2D	5/7/2014	CHLOROFORM	0.3	1	U	U	1	80	µg/L
HHP 2D	4/22/2015	CHLOROFORM	0.1	1	U	U	1	80	µg/L
HHP 2D	5/7/2014	CHLOROETHENE (VINYL CHLORIDE)	0.3	1	U	U	1	2	µg/L
HHP 2D	5/7/2014	CHLOROETHENE (VINYL CHLORIDE)	0.3	1	U	U	1	2	µg/L
HHP 2D	4/22/2015	CHLOROETHENE (VINYL CHLORIDE)	0.08	2	U	U	2	2	µg/L
HHP 2D	5/7/2014	CHLOROETHANE (ETHYL CHLORIDE)	0.3	1	U	U	1	21000	µg/L
HHP 2D	5/7/2014	CHLOROETHANE (ETHYL CHLORIDE)	0.3	1	U	U	1	21000	µg/L
HHP 2D	4/22/2015	CHLOROETHANE (ETHYL CHLORIDE)	0.1	2	U	U	2	21000	µg/L

Bold indicates concentration exceeds the MCL or USEPA Regional Screening Levels, http://epa.gov/reg3hwmd/risk/human/rb-concentration_table/index.htm. (May 2016 RSL Table)

Scoping Summary for the GSA
Eastern Groundwater Operable Unit (U)
September 2018

WSRC-RP-2000-4134
Final
Appendix A, Page A-53 of A-70

Station	Date	Analyte	MDL	PQL	Lab Qual	EPA Qual	Result	MCL/RSI	Units
HHP 2D	5/7/2014	CHLORO BENZENE	0.3	1	U	U	1	100	µg/L
HHP 2D	5/7/2014	CHLORO BENZENE	0.3	1	U	U	1	100	µg/L
HHP 2D	4/22/2015	CHLORO BENZENE	0.15	1	U	U	1	100	µg/L
HHP 2D	5/7/2014	CARBON TETRACHLORIDE	0.3	1	U	U	1	5	µg/L
HHP 2D	5/7/2014	CARBON TETRACHLORIDE	0.3	1	U	U	1	5	µg/L
HHP 2D	4/22/2015	CARBON TETRACHLORIDE	0.13	1	U	U	1	5	µg/L
HHP 2D	4/26/2016	CARBON TETRACHLORIDE	0.3	1	U	U	1	5	µg/L
HHP 2D	4/26/2017	CARBON TETRACHLORIDE	0.333	1	U	U	1	5	µg/L
HHP 2D	5/7/2014	CARBON DISULFIDE	1.5	5	U	U	5	810	µg/L
HHP 2D	5/7/2014	CARBON DISULFIDE	1.5	5	U	U	5	810	µg/L
HHP 2D	4/22/2015	CARBON DISULFIDE	0.05	1	U	U	1	810	µg/L
HHP 2D	5/7/2014	BROMOMETHANE (METHYL BROMIDE)	0.3	1	U	U	1	75	µg/L
HHP 2D	5/7/2014	BROMOMETHANE (METHYL BROMIDE)	0.3	1	U	U	1	75	µg/L
HHP 2D	4/22/2015	BROMOMETHANE (METHYL BROMIDE)	0.25	2	U	U	2	75	µg/L
HHP 2D	5/7/2014	BROMOFORM (TRIBROMOMETHANE)	0.3	1	U	U	1	80	µg/L
HHP 2D	5/7/2014	BROMOFORM (TRIBROMOMETHANE)	0.3	1	U	U	1	80	µg/L
HHP 2D	4/22/2015	BROMOFORM (TRIBROMOMETHANE)	0.17	1	U	U	1	80	µg/L
HHP 2D	5/7/2014	BROMODICHLOROMETHANE	0.3	1	U	U	1	80	µg/L
HHP 2D	5/7/2014	BROMODICHLOROMETHANE	0.3	1	U	U	1	80	µg/L
HHP 2D	4/22/2015	BROMODICHLOROMETHANE	0.09	1	U	U	1	80	µg/L
HHP 2D	5/7/2014	BROMOCHLOROMETHANE	0.3	1	U	U	1	83	µg/L
HHP 2D	5/7/2014	BROMOCHLOROMETHANE	0.3	1	U	U	1	83	µg/L
HHP 2D	4/22/2015	BROMOCHLOROMETHANE	0.13	1	U	U	1	83	µg/L
HHP 2D	5/7/2014	BENZENE	0.3	1	U	U	1	5	µg/L
HHP 2D	5/7/2014	BENZENE	0.3	1	U	U	1	5	µg/L
HHP 2D	4/22/2015	BENZENE	0.06	1	U	U	1	5	µg/L
HHP 2D	5/7/2014	ACETONE	1.5	5	U	U	5	14000	µg/L
HHP 2D	5/7/2014	ACETONE	1.5	5	U	U	5	14000	µg/L
HHP 2D	4/22/2015	ACETONE	0.34	2	U	U	2	14000	µg/L
HHP 2D	5/7/2014	2-HEXANONE	1.5	5	U	U	5	38	µg/L
HHP 2D	5/7/2014	2-HEXANONE	1.5	5	U	U	5	38	µg/L
HHP 2D	4/22/2015	2-HEXANONE	0.22	5	U	U	5	38	µg/L
HHP 2D	5/7/2014	1,4-DIOXANE	15	50	U	U	50	0.46	µg/L
HHP 2D	5/7/2014	1,4-DIOXANE	15	50	U	U	50	0.46	µg/L
HHP 2D	4/22/2015	1,4-DIOXANE	7.6	80	U	U	80	0.46	µg/L
HHP 2D	5/7/2014	1,4-DICHLORO BENZENE	0.3	1	U	U	1		µg/L
HHP 2D	5/7/2014	1,4-DICHLORO BENZENE	0.3	1	U	U	1		µg/L
HHP 2D	4/22/2015	1,4-DICHLORO BENZENE	0.12	1	U	U	1		µg/L
HHP 2D	5/7/2014	1,3-DICHLORO BENZENE	0.3	1	U	U	1		µg/L
HHP 2D	5/7/2014	1,3-DICHLORO BENZENE	0.3	1	U	U	1		µg/L
HHP 2D	4/22/2015	1,3-DICHLORO BENZENE	0.08	1	U	U	1		µg/L
HHP 2D	5/7/2014	1,2-DICHLOROPROPANE	0.3	1	U	U	1	5	µg/L
HHP 2D	5/7/2014	1,2-DICHLOROPROPANE	0.3	1	U	U	1	5	µg/L
HHP 2D	4/22/2015	1,2-DICHLOROPROPANE	0.1	1	U	U	1	5	µg/L
HHP 2D	5/7/2014	1,2-DICHLOROETHANE (EDC)	0.3	1	U	U	1	5	µg/L
HHP 2D	5/7/2014	1,2-DICHLOROETHANE (EDC)	0.3	1	U	U	1	5	µg/L
HHP 2D	4/22/2015	1,2-DICHLOROETHANE (EDC)	0.1	1	U	U	1	5	µg/L
HHP 2D	5/7/2014	1,2-DICHLORO BENZENE	0.3	1	U	U	1	600	µg/L
HHP 2D	5/7/2014	1,2-DICHLORO BENZENE	0.3	1	U	U	1	600	µg/L
HHP 2D	4/22/2015	1,2-DICHLORO BENZENE	0.06	1	U	U	1	600	µg/L
HHP 2D	5/7/2014	1,2-DIBROMOETHANE	0.3	1	U	U	1	0.5	µg/L
HHP 2D	5/7/2014	1,2-DIBROMOETHANE	0.3	1	U	U	1	0.5	µg/L
HHP 2D	4/22/2015	1,2-DIBROMOETHANE	0.13	1	U	U	1	0.5	µg/L
HHP 2D	5/7/2014	1,2-DIBROMO-3-CHLOROPROPANE	0.5	1	U	U	1	0.2	µg/L
HHP 2D	5/7/2014	1,2-DIBROMO-3-CHLOROPROPANE	0.5	1	U	U	1	0.2	µg/L
HHP 2D	4/22/2015	1,2-DIBROMO-3-CHLOROPROPANE	0.41	1	U	U	1	0.2	µg/L
HHP 2D	5/7/2014	1,2,4-TRICHLORO BENZENE	0.3	1	U	U	1	7	µg/L
HHP 2D	5/7/2014	1,2,4-TRICHLORO BENZENE	0.3	1	U	U	1	7	µg/L
HHP 2D	4/22/2015	1,2,4-TRICHLORO BENZENE	0.08	1	U	U	1	7	µg/L
HHP 2D	5/7/2014	1,2,3-TRICHLORO BENZENE	0.3	1	U	U	1	7	µg/L
HHP 2D	5/7/2014	1,2,3-TRICHLORO BENZENE	0.3	1	U	U	1	7	µg/L
HHP 2D	4/22/2015	1,2,3-TRICHLORO BENZENE	0.09	1	U	U	1	7	µg/L
HHP 2D	5/7/2014	1,1-DICHLOROETHYLENE	0.3	1	U	U	1	7	µg/L
HHP 2D	5/7/2014	1,1-DICHLOROETHYLENE	0.3	1	U	U	1	7	µg/L
HHP 2D	4/22/2015	1,1-DICHLOROETHYLENE	0.08	1	U	U	1	7	µg/L
HHP 2D	5/7/2014	1,1-DICHLOROETHANE	0.3	1	U	U	1	2.8	µg/L
HHP 2D	5/7/2014	1,1-DICHLOROETHANE	0.3	1	U	U	1	2.8	µg/L
HHP 2D	4/22/2015	1,1-DICHLOROETHANE	0.07	1	U	U	1	2.8	µg/L
HHP 2D	4/26/2016	1,1-DICHLOROETHANE	0.3	1	U	U	1	2.8	µg/L
HHP 2D	4/26/2017	1,1-DICHLOROETHANE	0.333	1	U	U	1	2.8	µg/L
HHP 2D	5/7/2014	1,1,2-TRICHLOROETHANE	0.3	1	U	U	1	5	µg/L

Bold indicates concentration exceeds the MCL or USEPA Regional Screening Levels, http://epa.gov/reg3hwmd/risk/human/rb-concentration_table/index.htm. (May 2016 RSL Table)

Scoping Summary for the GSA
Eastern Groundwater Operable Unit (U)
September 2018

WSRC-RP-2000-4134
Final
Appendix A, Page A-54 of A-70

Station	Date	Analyte	MDL	PQL	Lab Qual	EPA Qual	Result	MCL/RSL	Units
HHP 2D	5/7/2014	1,1,2-TRICHLOROETHANE	0.3	1	U	U	1	5	µg/L
HHP 2D	4/22/2015	1,1,2-TRICHLOROETHANE	0.15	1	U	U	1	5	µg/L
HHP 2D	5/7/2014	1,1,2-TRICHLORO-1,2,2-TRIFLUOROETHANE	2	5	U	U	5		µg/L
HHP 2D	5/7/2014	1,1,2-TRICHLORO-1,2,2-TRIFLUOROETHANE	2	5	U	U	5		µg/L
HHP 2D	4/22/2015	1,1,2-TRICHLORO-1,2,2-TRIFLUOROETHANE	0.1	1	U	U	1		µg/L
HHP 2D	5/7/2014	1,1,2,2-TETRACHLOROETHANE	0.3	1	U	U	1	0.076	µg/L
HHP 2D	5/7/2014	1,1,2,2-TETRACHLOROETHANE	0.3	1	U	U	1	0.076	µg/L
HHP 2D	4/22/2015	1,1,2,2-TETRACHLOROETHANE	0.1	1	U	U	1	0.076	µg/L
HHP 2D	5/7/2014	1,1,1-TRICHLOROETHANE	0.3	1	U	U	1	200	µg/L
HHP 2D	5/7/2014	1,1,1-TRICHLOROETHANE	0.3	1	U	U	1	200	µg/L
HHP 2D	4/22/2015	1,1,1-TRICHLOROETHANE	0.07	1	U	U	1	200	µg/L
HHP 2D	4/26/2016	1,1,1-TRICHLOROETHANE	0.3	1	U	U	1	200	µg/L
HHP 2D	4/26/2017	1,1,1-TRICHLOROETHANE	0.333	1	U	U	1	200	µg/L
HR3 15DU	5/3/2010	TRITIUM	0.468	1.47			5.17	20	pCi/mL
HR3 15DU	5/3/2010	TRITIUM	0.457	1.4			4.65	20	pCi/mL
HR3 15DU	5/3/2011	TRITIUM	0.469	1.48			5.14	20	pCi/mL
HR3 15DU	5/1/2012	TRITIUM	0.487	1.5			4.88	20	pCi/mL
HR3 15DU	5/6/2013	TRITIUM	0.396	1.33			4.64	20	pCi/mL
HR3 15DU	5/8/2014	TRITIUM	0.416	1.3			4.11	20	pCi/mL
HR3 15DU	4/22/2015	TRITIUM	0.524	1.46			4.31	20	pCi/mL
HR3 15DU	4/26/2016	TRITIUM	0.536	1.5			4.61	20	pCi/mL
HR3 15DU	4/26/2017	TRITIUM	0.439	1.39			4.5	20	pCi/mL
HR3 15DU	4/26/2017	TRITIUM	0.445	1.38			4.13	20	pCi/mL
HR3 15DU	5/8/2014	TRICHLOROFLUOROMETHANE	0.3	1	U	U	1	5200	µg/L
HR3 15DU	4/22/2015	TRICHLOROFLUOROMETHANE	0.11	1	U	U	1	5200	µg/L
HR3 15DU	5/8/2014	TRICHLOROETHYLENE (TCE)	0.3	1	U	U	1	5	µg/L
HR3 15DU	4/22/2015	TRICHLOROETHYLENE (TCE)	0.25	1	U	U	1	5	µg/L
HR3 15DU	4/26/2016	TRICHLOROETHYLENE (TCE)	0.3	1	U	U	1	5	µg/L
HR3 15DU	4/26/2017	TRICHLOROETHYLENE (TCE)	0.333	1	U	U	1	5	µg/L
HR3 15DU	5/8/2014	TRANS-1,3-DICHLOROPROPENE	0.3	1	U	U	1	0.47	µg/L
HR3 15DU	4/22/2015	TRANS-1,3-DICHLOROPROPENE	0.08	1	U	U	1	0.47	µg/L
HR3 15DU	5/8/2014	TRANS-1,2-DICHLOROETHYLENE	0.3	1	U	U	1	100	µg/L
HR3 15DU	4/22/2015	TRANS-1,2-DICHLOROETHYLENE	0.08	1	U	U	1	100	µg/L
HR3 15DU	5/8/2014	TOLUENE	0.3	1	U	U	1	1000	µg/L
HR3 15DU	4/22/2015	TOLUENE	0.07	1		U	1.7	1000	µg/L
HR3 15DU	5/8/2014	TETRACHLOROETHYLENE (PCE)	0.3	1	J	J	0.42	5	µg/L
HR3 15DU	4/22/2015	TETRACHLOROETHYLENE (PCE)	0.18	1	J	J	0.42	5	µg/L
HR3 15DU	5/8/2014	STYRENE	0.3	1	U	U	1	100	µg/L
HR3 15DU	4/22/2015	STYRENE	0.07	1	U	U	1	100	µg/L
HR3 15DU	5/8/2014	O-XYLENE	0.3	1	U	U	1	190	µg/L
HR3 15DU	4/22/2015	O-XYLENE	0.06	1	U	U	1	190	µg/L
HR3 15DU	5/3/2010	NONVOLATILE BETA	4.39	10.5	U	U	3.82	50	pCi/L
HR3 15DU	5/3/2010	NONVOLATILE BETA	4.54	10.7	U	U	3.51	50	pCi/L
HR3 15DU	5/3/2011	NONVOLATILE BETA	4.52	10.1	U	U	1.44	50	pCi/L
HR3 15DU	5/1/2012	NONVOLATILE BETA	4.85	11.1	U	U	2.73	50	pCi/L
HR3 15DU	5/6/2013	NONVOLATILE BETA	4.58	10.4	U	U	2.26	50	pCi/L
HR3 15DU	5/8/2014	NONVOLATILE BETA	3.98	9.36	U	U	2.42	50	pCi/L
HR3 15DU	4/22/2015	NONVOLATILE BETA	4.18	9.59	U	U	2.37	50	pCi/L
HR3 15DU	4/26/2016	NONVOLATILE BETA	4.07	9.21	U	U	1.67	50	pCi/L
HR3 15DU	4/26/2017	NONVOLATILE BETA	4.21	9.99	U	U	2.8	50	pCi/L
HR3 15DU	4/26/2017	NONVOLATILE BETA	4.16	9.84	U	U	2.67	50	pCi/L
HR3 15DU	5/8/2014	METHYLCYCLOHEXANE	0.3	1	U	U	1		µg/L
HR3 15DU	4/22/2015	METHYLCYCLOHEXANE	0.1	4	U	U	4		µg/L
HR3 15DU	5/8/2014	METHYL TERTIARY BUTYL ETHER (MTBE)	0.3	1	U	U	1	14	µg/L
HR3 15DU	4/22/2015	METHYL TERTIARY BUTYL ETHER (MTBE)	0.11	2	U	U	2	14	µg/L
HR3 15DU	5/8/2014	METHYL ISOBUTYL KETONE	1.5	5	U	U	5	6300	µg/L
HR3 15DU	4/22/2015	METHYL ISOBUTYL KETONE	0.12	5	U	U	5	6300	µg/L
HR3 15DU	5/8/2014	METHYL ETHYL KETONE	1.5	5	U	U	5	5600	µg/L
HR3 15DU	4/22/2015	METHYL ETHYL KETONE	0.52	5	U	U	5	5600	µg/L
HR3 15DU	5/8/2014	METHYL ACETATE	1.5	5	U	U	5	20000	µg/L
HR3 15DU	4/22/2015	METHYL ACETATE	0.37	25	U	U	25	20000	µg/L
HR3 15DU	5/8/2014	M,P-XYLENE	0.3	2	U	U	2	190	µg/L
HR3 15DU	4/22/2015	M,P-XYLENE	0.14	2	U	U	2	190	µg/L
HR3 15DU	5/3/2010	GROSS ALPHA	2.8	7.54	U	U	2.44	15	pCi/L
HR3 15DU	5/3/2010	GROSS ALPHA	2.84	6.29	U	U	1.02	15	pCi/L
HR3 15DU	5/3/2011	GROSS ALPHA	2.62	7.17	U	U	2.37	15	pCi/L
HR3 15DU	5/1/2012	GROSS ALPHA	2.77	8.65	J	J	3.94	15	pCi/L
HR3 15DU	5/6/2013	GROSS ALPHA	2.57	7.14	U	U	2.41	15	pCi/L
HR3 15DU	5/8/2014	GROSS ALPHA	2.29	4.67	U	U	0.438	15	pCi/L
HR3 15DU	4/22/2015	GROSS ALPHA	2.13	4.45	U	U	0.551	15	pCi/L
HR3 15DU	4/26/2016	GROSS ALPHA	2.3	5.45	U	U	1.16	15	pCi/L

Bold indicates concentration exceeds the MCL or USEPA Regional Screening Levels, http://epa.gov/reg3hwmd/risk/human/rb-concentration_table/index.htm. (May 2016 RSL Table)

Scoping Summary for the GSA
Eastern Groundwater Operable Unit (U)
September 2018

WSRC-RP-2000-4134
Final
Appendix A, Page A-55 of A-70

Station	Date	Analyte	MDL	PQL	Lab Qual	EPA Qual	Result	MCL/RSL	Units
HR3 15DU	4/26/2017	GROSS ALPHA	2.38	5.22	U	U	0.818	15	pCi/L
HR3 15DU	4/26/2017	GROSS ALPHA	2.38	4.72	U	U	0.417	15	pCi/L
HR3 15DU	5/8/2014	ETHYLBENZENE	0.3	1	U	U	1	700	µg/L
HR3 15DU	4/22/2015	ETHYLBENZENE	0.09	1	U	U	1	700	µg/L
HR3 15DU	5/8/2014	DICHLOROMETHANE (METHYLENE CHLORIDE)	1	5	U	U	5	5	µg/L
HR3 15DU	4/22/2015	DICHLOROMETHANE (METHYLENE CHLORIDE)	0.27	1	U	U	1	5	µg/L
HR3 15DU	5/8/2014	DICHLORODIFLUOROMETHANE	0.3	1	U	U	1	200	µg/L
HR3 15DU	4/22/2015	DICHLORODIFLUOROMETHANE	0.08	2	U	U	2	200	µg/L
HR3 15DU	5/8/2014	DIBROMOCHLOROMETHANE	0.3	1	U	U	1	80	µg/L
HR3 15DU	4/22/2015	DIBROMOCHLOROMETHANE	0.13	1	U	U	1	80	µg/L
HR3 15DU	5/8/2014	CYCLOHEXANE	0.3	1	U	U	1	13000	µg/L
HR3 15DU	4/22/2015	CYCLOHEXANE	0.07	1	U	U	1	13000	µg/L
HR3 15DU	5/8/2014	CUMENE (ISOPROPYLBENZENE)	0.3	1	U	U	1	450	µg/L
HR3 15DU	4/22/2015	CUMENE (ISOPROPYLBENZENE)	0.08	1	U	U	1	450	µg/L
HR3 15DU	5/8/2014	CIS-1,3-DICHLOROPROPENE	0.3	1	U	U	1	0.47	µg/L
HR3 15DU	4/22/2015	CIS-1,3-DICHLOROPROPENE	0.07	1	U	U	1	0.47	µg/L
HR3 15DU	5/8/2014	CIS-1,2-DICHLOROETHYLENE	0.3	1	U	U	1	0.47	µg/L
HR3 15DU	4/22/2015	CIS-1,2-DICHLOROETHYLENE	0.09	1	U	U	1	0.47	µg/L
HR3 15DU	5/8/2014	CHLOROMETHANE (METHYL CHLORIDE)	0.3	1	U	U	0.33	190	µg/L
HR3 15DU	4/22/2015	CHLOROMETHANE (METHYL CHLORIDE)	0.08	2	U	U	2	190	µg/L
HR3 15DU	5/8/2014	CHLOROFORM	0.3	1	U	U	1	80	µg/L
HR3 15DU	4/22/2015	CHLOROFORM	0.1	1	U	U	1	80	µg/L
HR3 15DU	5/8/2014	CHLOROETHENE (VINYL CHLORIDE)	0.3	1	U	U	1	2	µg/L
HR3 15DU	4/22/2015	CHLOROETHENE (VINYL CHLORIDE)	0.08	2	U	U	2	2	µg/L
HR3 15DU	5/8/2014	CHLOROETHANE (ETHYL CHLORIDE)	0.3	1	U	U	1	21000	µg/L
HR3 15DU	4/22/2015	CHLOROETHANE (ETHYL CHLORIDE)	0.1	2	U	U	2	21000	µg/L
HR3 15DU	5/8/2014	CHLOROBENZENE	0.3	1	U	U	1	100	µg/L
HR3 15DU	4/22/2015	CHLOROBENZENE	0.15	1	U	U	1	100	µg/L
HR3 15DU	5/8/2014	CARBON TETRACHLORIDE	0.3	1	U	U	1	5	µg/L
HR3 15DU	4/22/2015	CARBON TETRACHLORIDE	0.13	1	U	U	1	5	µg/L
HR3 15DU	4/26/2016	CARBON TETRACHLORIDE	0.3	1	U	U	1	5	µg/L
HR3 15DU	4/26/2017	CARBON TETRACHLORIDE	0.333	1	U	U	1	5	µg/L
HR3 15DU	5/8/2014	CARBON DISULFIDE	1.5	5	U	U	5	810	µg/L
HR3 15DU	4/22/2015	CARBON DISULFIDE	0.05	1	U	U	1	810	µg/L
HR3 15DU	5/8/2014	BROMOMETHANE (METHYL BROMIDE)	0.3	1	U	U	1	75	µg/L
HR3 15DU	4/22/2015	BROMOMETHANE (METHYL BROMIDE)	0.25	2	U	U	2	75	µg/L
HR3 15DU	5/8/2014	BROMOFORM (TRIBROMOMETHANE)	0.3	1	U	U	1	80	µg/L
HR3 15DU	4/22/2015	BROMOFORM (TRIBROMOMETHANE)	0.17	1	U	U	1	80	µg/L
HR3 15DU	5/8/2014	BROMODICHLOROMETHANE	0.3	1	U	U	1	80	µg/L
HR3 15DU	4/22/2015	BROMODICHLOROMETHANE	0.09	1	U	U	1	80	µg/L
HR3 15DU	5/8/2014	BROMOCHLOROMETHANE	0.3	1	U	U	1	83	µg/L
HR3 15DU	4/22/2015	BROMOCHLOROMETHANE	0.13	1	U	U	1	83	µg/L
HR3 15DU	5/8/2014	BENZENE	0.3	1	U	U	1	5	µg/L
HR3 15DU	4/22/2015	BENZENE	0.06	1	U	U	1	5	µg/L
HR3 15DU	5/8/2014	ACETONE	1.5	5	U	U	5	14000	µg/L
HR3 15DU	4/22/2015	ACETONE	0.34	2	U	U	2	14000	µg/L
HR3 15DU	5/8/2014	2-HEXANONE	1.5	5	U	U	5	38	µg/L
HR3 15DU	4/22/2015	2-HEXANONE	0.22	5	U	U	5	38	µg/L
HR3 15DU	5/8/2014	1,4-DIOXANE	15	50	U	U	50	0.46	µg/L
HR3 15DU	4/22/2015	1,4-DIOXANE	7.6	80	U	U	80	0.46	µg/L
HR3 15DU	5/8/2014	1,4-DICHLOROBENZENE	0.3	1	U	U	1	µg/L	
HR3 15DU	4/22/2015	1,4-DICHLOROBENZENE	0.12	1	U	U	1	µg/L	
HR3 15DU	5/8/2014	1,3-DICHLOROBENZENE	0.3	1	U	U	1	µg/L	
HR3 15DU	4/22/2015	1,3-DICHLOROBENZENE	0.08	1	U	U	1	µg/L	
HR3 15DU	5/8/2014	1,2-DICHLOROPROPANE	0.3	1	U	U	1	5	µg/L
HR3 15DU	4/22/2015	1,2-DICHLOROPROPANE	0.1	1	U	U	1	5	µg/L
HR3 15DU	5/8/2014	1,2-DICHLOROETHANE (EDC)	0.3	1	U	U	1	5	µg/L
HR3 15DU	4/22/2015	1,2-DICHLOROETHANE (EDC)	0.1	1	U	U	1	5	µg/L
HR3 15DU	5/8/2014	1,2-DICHLOROBENZENE	0.3	1	U	U	1	600	µg/L
HR3 15DU	4/22/2015	1,2-DICHLOROBENZENE	0.06	1	U	U	1	600	µg/L
HR3 15DU	5/8/2014	1,2-DIBROMOETHANE	0.3	1	U	U	1	0.5	µg/L
HR3 15DU	4/22/2015	1,2-DIBROMOETHANE	0.13	1	U	U	1	0.5	µg/L
HR3 15DU	5/8/2014	1,2-DIBROMO-3-CHLOROPROPANE	0.5	1	U	U	1	0.2	µg/L
HR3 15DU	4/22/2015	1,2-DIBROMO-3-CHLOROPROPANE	0.41	1	U	U	1	0.2	µg/L
HR3 15DU	5/8/2014	1,2,4-TRICHLOROBENZENE	0.3	1	U	U	1	7	µg/L
HR3 15DU	4/22/2015	1,2,4-TRICHLOROBENZENE	0.08	1	U	U	1	7	µg/L
HR3 15DU	5/8/2014	1,2,3-TRICHLOROBENZENE	0.3	1	U	U	1	7	µg/L
HR3 15DU	4/22/2015	1,2,3-TRICHLOROBENZENE	0.09	1	U	U	1	7	µg/L
HR3 15DU	5/8/2014	1,1-DICHLOROETHYLENE	0.3	1	U	U	1	7	µg/L
HR3 15DU	4/22/2015	1,1-DICHLOROETHYLENE	0.08	1	U	U	1	7	µg/L
HR3 15DU	5/8/2014	1,1-DICHLOROETHANE	0.3	1	U	U	1	2.8	µg/L

Bold indicates concentration exceeds the MCL or USEPA Regional Screening Levels, http://epa.gov/reg3hwmd/risk/human/rb-concentration_table/index.htm. (May 2016 RSL Table)

Scoping Summary for the GSA
Eastern Groundwater Operable Unit (U)
September 2018

WSRC-RP-2000-4134
Final
Appendix A, Page A-56 of A-70

Station	Date	Analyte	MDL	PQL	Lab Qual	EPA Qual	Result	MCL/RSL	Units
HR3 15DU	4/22/2015	1,1-DICHLOROETHANE	0.07	1	U	U	1	2.8	µg/L
HR3 15DU	4/26/2016	1,1-DICHLOROETHANE	0.3	1	U	U	1	2.8	µg/L
HR3 15DU	4/26/2017	1,1-DICHLOROETHANE	0.333	1	U	U	1	2.8	µg/L
HR3 15DU	5/8/2014	1,1,2-TRICHLOROETHANE	0.3	1	U	U	1	5	µg/L
HR3 15DU	4/22/2015	1,1,2-TRICHLOROETHANE	0.15	1	U	U	1	5	µg/L
HR3 15DU	5/8/2014	1,1,2-TRICHLORO-1,2,2-TRIFLUOROETHANE	2	5	U	U	5		µg/L
HR3 15DU	4/22/2015	1,1,2-TRICHLORO-1,2,2-TRIFLUOROETHANE	0.1	1	U	U	1		µg/L
HR3 15DU	5/8/2014	1,1,2,2-TETRACHLOROETHANE	0.3	1	U	U	1	0.076	µg/L
HR3 15DU	4/22/2015	1,1,2,2-TETRACHLOROETHANE	0.1	1	U	U	1	0.076	µg/L
HR3 15DU	5/8/2014	1,1,1-TRICHLOROETHANE	0.3	1	U	U	1	200	µg/L
HR3 15DU	4/22/2015	1,1,1-TRICHLOROETHANE	0.07	1	U	U	1	200	µg/L
HR3 15DU	4/26/2016	1,1,1-TRICHLOROETHANE	0.3	1	U	U	1	200	µg/L
HR3 15DU	4/26/2017	1,1,1-TRICHLOROETHANE	0.333	1	U	U	1	200	µg/L
HR3 16DU	5/3/2010	TRITIUM	0.458	1.56			6.97	20	pCi/mL
HR3 16DU	5/3/2011	TRITIUM	0.464	1.61			7.24	20	pCi/mL
HR3 16DU	4/30/2012	TRITIUM	0.477	1.62			6.91	20	pCi/mL
HR3 16DU	5/6/2013	TRITIUM	0.396	1.42			5.81	20	pCi/mL
HR3 16DU	5/8/2014	TRITIUM	0.419	1.34			4.55	20	pCi/mL
HR3 16DU	4/22/2015	TRITIUM	0.433	1.41			5.02	20	pCi/mL
HR3 16DU	4/26/2016	TRITIUM	0.533	1.55			5.52	20	pCi/mL
HR3 16DU	4/26/2017	TRITIUM	0.443	1.45			5.12	20	pCi/mL
HR3 16DU	5/8/2014	TRICHLOROFLUOROMETHANE	0.3	1	U	U	1	5200	µg/L
HR3 16DU	4/22/2015	TRICHLOROFLUOROMETHANE	0.11	1	U	U	1	5200	µg/L
HR3 16DU	5/8/2014	TRICHLOROETHYLENE (TCE)	0.3	1	U	U	1	5	µg/L
HR3 16DU	4/22/2015	TRICHLOROETHYLENE (TCE)	0.25	1	U	U	1	5	µg/L
HR3 16DU	4/26/2016	TRICHLOROETHYLENE (TCE)	0.3	1	U	U	1	5	µg/L
HR3 16DU	4/26/2017	TRICHLOROETHYLENE (TCE)	0.333	1	U	U	1	5	µg/L
HR3 16DU	5/8/2014	TRANS-1,3-DICHLOROPROPENE	0.3	1	U	U	1	0.47	µg/L
HR3 16DU	4/22/2015	TRANS-1,3-DICHLOROPROPENE	0.08	1	U	U	1	0.47	µg/L
HR3 16DU	5/8/2014	TRANS-1,2-DICHLOROETHYLENE	0.3	1	U	U	1	100	µg/L
HR3 16DU	4/22/2015	TRANS-1,2-DICHLOROETHYLENE	0.08	1	U	U	1	100	µg/L
HR3 16DU	5/8/2014	TOLUENE	0.3	1	U	U	1	1000	µg/L
HR3 16DU	4/22/2015	TOLUENE	0.07	1		U	1	1000	µg/L
HR3 16DU	5/8/2014	TETRACHLOROETHYLENE (PCE)	0.3	1	U	U	1	5	µg/L
HR3 16DU	4/22/2015	TETRACHLOROETHYLENE (PCE)	0.18	1	U	U	1	5	µg/L
HR3 16DU	5/8/2014	STYRENE	0.3	1	U	U	1	100	µg/L
HR3 16DU	4/22/2015	STYRENE	0.07	1	U	U	1	100	µg/L
HR3 16DU	5/8/2014	O-XYLENE	0.3	1	U	U	1	190	µg/L
HR3 16DU	4/22/2015	O-XYLENE	0.06	1	U	U	1	190	µg/L
HR3 16DU	5/3/2010	NONVOLATILE BETA	5.22	12.7	J	J	6.03	50	pCi/L
HR3 16DU	5/3/2011	NONVOLATILE BETA	4.85	11.7	U	U	4.44	50	pCi/L
HR3 16DU	4/30/2012	NONVOLATILE BETA	6.1	15.3	J	J	9.5	50	pCi/L
HR3 16DU	5/6/2013	NONVOLATILE BETA	5.37	12.7	U	U	4.65	50	pCi/L
HR3 16DU	5/8/2014	NONVOLATILE BETA	4.28	11	J	J	5.8	50	pCi/L
HR3 16DU	4/22/2015	NONVOLATILE BETA	5.46	12.8	U	U	4.68	50	pCi/L
HR3 16DU	4/26/2016	NONVOLATILE BETA	4.27	10.4	U	U	4.1	50	pCi/L
HR3 16DU	4/26/2017	NONVOLATILE BETA	4.93	11.7	U	U	3.77	50	pCi/L
HR3 16DU	5/8/2014	METHYLCYCLOHEXANE	0.3	1	U	U	1		µg/L
HR3 16DU	4/22/2015	METHYLCYCLOHEXANE	0.1	4	U	U	4		µg/L
HR3 16DU	5/8/2014	METHYL TERTIARY BUTYL ETHER (MTBE)	0.3	1	U	U	1	14	µg/L
HR3 16DU	4/22/2015	METHYL TERTIARY BUTYL ETHER (MTBE)	0.11	2	U	U	2	14	µg/L
HR3 16DU	5/8/2014	METHYL ISOBUTYL KETONE	1.5	5	U	U	5	6300	µg/L
HR3 16DU	4/22/2015	METHYL ISOBUTYL KETONE	0.12	5	U	U	5	6300	µg/L
HR3 16DU	5/8/2014	METHYL ETHYL KETONE	1.5	5	U	U	5	5600	µg/L
HR3 16DU	4/22/2015	METHYL ETHYL KETONE	0.52	5	U	U	5	5600	µg/L
HR3 16DU	5/8/2014	METHYL ACETATE	1.5	5	U	U	5	20000	µg/L
HR3 16DU	4/22/2015	METHYL ACETATE	0.37	25	U	U	25	20000	µg/L
HR3 16DU	5/8/2014	M,P-XYLENE	0.3	2	U	U	2	190	µg/L
HR3 16DU	4/22/2015	M,P-XYLENE	0.14	2	U	U	2	190	µg/L
HR3 16DU	5/3/2010	GROSS ALPHA	3.29	13.4	J	J	10.7	15	pCi/L
HR3 16DU	5/3/2011	GROSS ALPHA	3.13	10.7	J	J	6.11	15	pCi/L
HR3 16DU	4/30/2012	GROSS ALPHA	2.86	18.1		J	26.6	15	pCi/L
HR3 16DU	5/6/2013	GROSS ALPHA	2.92	13	J	J	11.6	15	pCi/L
HR3 16DU	5/8/2014	GROSS ALPHA	2.51	11.8			12.1	15	pCi/L
HR3 16DU	4/22/2015	GROSS ALPHA	2.42	12.2			12.9	15	pCi/L
HR3 16DU	4/26/2016	GROSS ALPHA	2.51	10.2	J	J	8.39	15	pCi/L
HR3 16DU	4/26/2017	GROSS ALPHA	2.58	9.78	J	J	6.97	15	pCi/L
HR3 16DU	5/8/2014	ETHYLBENZENE	0.3	1	U	U	1	700	µg/L
HR3 16DU	4/22/2015	ETHYLBENZENE	0.09	1	U	U	1	700	µg/L
HR3 16DU	5/8/2014	DICHLOROMETHANE (METHYLENE CHLORIDE)	1	5	U	U	5	5	µg/L
HR3 16DU	4/22/2015	DICHLOROMETHANE (METHYLENE CHLORIDE)	0.27	1	U	U	1	5	µg/L

Bold indicates concentration exceeds the MCL or USEPA Regional Screening Levels, http://epa.gov/reg3hwmd/risk/human/rb-concentration_table/index.htm. (May 2016 RSL Table)

Scoping Summary for the GSA
Eastern Groundwater Operable Unit (U)
September 2018

WSRC-RP-2000-4134
Final
Appendix A, Page A-57 of A-70

Station	Date	Analyte	MDL	PQL	Lab Qual	EPA Qual	Result	MCL/RSI	Units
HR3 16DU	5/8/2014	DICHLORODIFLUOROMETHANE	0.3	1	U	U	1	200	µg/L
HR3 16DU	4/22/2015	DICHLORODIFLUOROMETHANE	0.08	2	U	U	2	200	µg/L
HR3 16DU	5/8/2014	DIBROMOCHLOROMETHANE	0.3	1	U	U	1	80	µg/L
HR3 16DU	4/22/2015	DIBROMOCHLOROMETHANE	0.13	1	U	U	1	80	µg/L
HR3 16DU	5/8/2014	CYCLOHEXANE	0.3	1	U	U	1	13000	µg/L
HR3 16DU	4/22/2015	CYCLOHEXANE	0.07	1	U	U	1	13000	µg/L
HR3 16DU	5/8/2014	CUMENE (ISOPROPYLBENZENE)	0.3	1	U	U	1	450	µg/L
HR3 16DU	4/22/2015	CUMENE (ISOPROPYLBENZENE)	0.08	1	U	U	1	450	µg/L
HR3 16DU	5/8/2014	CIS-1,3-DICHLOROPROPENE	0.3	1	U	U	1	0.47	µg/L
HR3 16DU	4/22/2015	CIS-1,3-DICHLOROPROPENE	0.07	1	U	U	1	0.47	µg/L
HR3 16DU	5/8/2014	CIS-1,2-DICHLOROETHYLENE	0.3	1	U	U	1	0.47	µg/L
HR3 16DU	4/22/2015	CIS-1,2-DICHLOROETHYLENE	0.09	1	U	U	1	0.47	µg/L
HR3 16DU	5/8/2014	CHLOROMETHANE (METHYL CHLORIDE)	0.3	1	U	U	0.37	190	µg/L
HR3 16DU	4/22/2015	CHLOROMETHANE (METHYL CHLORIDE)	0.08	2	U	U	2	190	µg/L
HR3 16DU	5/8/2014	CHLOROFORM	0.3	1	U	U	1	80	µg/L
HR3 16DU	4/22/2015	CHLOROFORM	0.1	1	U	U	1	80	µg/L
HR3 16DU	5/8/2014	CHLOROETHENE (VINYL CHLORIDE)	0.3	1	U	U	1	2	µg/L
HR3 16DU	4/22/2015	CHLOROETHENE (VINYL CHLORIDE)	0.08	2	U	U	2	2	µg/L
HR3 16DU	5/8/2014	CHLOROETHANE (ETHYL CHLORIDE)	0.3	1	U	U	1	21000	µg/L
HR3 16DU	4/22/2015	CHLOROETHANE (ETHYL CHLORIDE)	0.1	2	U	U	2	21000	µg/L
HR3 16DU	5/8/2014	CHLOROBENZENE	0.3	1	U	U	1	100	µg/L
HR3 16DU	4/22/2015	CHLOROBENZENE	0.15	1	J	J	0.23	100	µg/L
HR3 16DU	5/8/2014	CARBON TETRACHLORIDE	0.3	1	U	U	1	5	µg/L
HR3 16DU	4/22/2015	CARBON TETRACHLORIDE	0.13	1	U	U	1	5	µg/L
HR3 16DU	4/26/2016	CARBON TETRACHLORIDE	0.3	1	U	U	1	5	µg/L
HR3 16DU	4/26/2017	CARBON TETRACHLORIDE	0.333	1	U	U	1	5	µg/L
HR3 16DU	5/8/2014	CARBON DISULFIDE	1.5	5	U	U	5	810	µg/L
HR3 16DU	4/22/2015	CARBON DISULFIDE	0.05	1	U	U	1	810	µg/L
HR3 16DU	5/8/2014	BROMOMETHANE (METHYL BROMIDE)	0.3	1	U	U	1	75	µg/L
HR3 16DU	4/22/2015	BROMOMETHANE (METHYL BROMIDE)	0.25	2	U	U	2	75	µg/L
HR3 16DU	5/8/2014	BROMOFORM (TRIBROMOMETHANE)	0.3	1	U	U	1	80	µg/L
HR3 16DU	4/22/2015	BROMOFORM (TRIBROMOMETHANE)	0.17	1	U	U	1	80	µg/L
HR3 16DU	5/8/2014	BROMODICHLOROMETHANE	0.3	1	U	U	1	80	µg/L
HR3 16DU	4/22/2015	BROMODICHLOROMETHANE	0.09	1	U	U	1	80	µg/L
HR3 16DU	5/8/2014	BROMOCHLOROMETHANE	0.3	1	U	U	1	83	µg/L
HR3 16DU	4/22/2015	BROMOCHLOROMETHANE	0.13	1	U	U	1	83	µg/L
HR3 16DU	5/8/2014	BENZENE	0.3	1	U	U	1	5	µg/L
HR3 16DU	4/22/2015	BENZENE	0.06	1	U	U	1	5	µg/L
HR3 16DU	5/8/2014	ACETONE	1.5	5	U	U	5	14000	µg/L
HR3 16DU	4/22/2015	ACETONE	0.34	2	U	U	2	14000	µg/L
HR3 16DU	5/8/2014	2-HEXANONE	1.5	5	U	U	5	38	µg/L
HR3 16DU	4/22/2015	2-HEXANONE	0.22	5	U	U	5	38	µg/L
HR3 16DU	5/8/2014	1,4-DIOXANE	15	50	U	U	50	0.46	µg/L
HR3 16DU	4/22/2015	1,4-DIOXANE	7.6	80	U	U	80	0.46	µg/L
HR3 16DU	5/8/2014	1,4-DICHLOROBENZENE	0.3	1	U	U	1	µg/L	
HR3 16DU	4/22/2015	1,4-DICHLOROBENZENE	0.12	1	U	U	1	µg/L	
HR3 16DU	5/8/2014	1,3-DICHLOROBENZENE	0.3	1	U	U	1	µg/L	
HR3 16DU	4/22/2015	1,3-DICHLOROBENZENE	0.08	1	U	U	1	µg/L	
HR3 16DU	5/8/2014	1,2-DICHLOROPROPANE	0.3	1	U	U	1	5	µg/L
HR3 16DU	4/22/2015	1,2-DICHLOROPROPANE	0.1	1	U	U	1	5	µg/L
HR3 16DU	5/8/2014	1,2-DICHLOROETHANE (EDC)	0.3	1	U	U	1	5	µg/L
HR3 16DU	4/22/2015	1,2-DICHLOROETHANE (EDC)	0.1	1	U	U	1	5	µg/L
HR3 16DU	5/8/2014	1,2-DICHLOROBENZENE	0.3	1	J	J	0.48	600	µg/L
HR3 16DU	4/22/2015	1,2-DICHLOROBENZENE	0.06	1	J	J	0.42	600	µg/L
HR3 16DU	5/8/2014	1,2-DIBROMOETHANE	0.3	1	U	U	1	0.5	µg/L
HR3 16DU	4/22/2015	1,2-DIBROMOETHANE	0.13	1	U	U	1	0.5	µg/L
HR3 16DU	5/8/2014	1,2-DIBROMO-3-CHLOROPROPANE	0.5	1	U	U	1	0.2	µg/L
HR3 16DU	4/22/2015	1,2-DIBROMO-3-CHLOROPROPANE	0.41	1	U	U	1	0.2	µg/L
HR3 16DU	5/8/2014	1,2,4-TRICHLOROBENZENE	0.3	1	U	U	1	7	µg/L
HR3 16DU	4/22/2015	1,2,4-TRICHLOROBENZENE	0.08	1	U	U	1	7	µg/L
HR3 16DU	5/8/2014	1,2,3-TRICHLOROBENZENE	0.3	1	U	U	1	7	µg/L
HR3 16DU	4/22/2015	1,2,3-TRICHLOROBENZENE	0.09	1	U	U	1	7	µg/L
HR3 16DU	5/8/2014	1,1-DICHLOROETHYLENE	0.3	1	U	U	1	7	µg/L
HR3 16DU	4/22/2015	1,1-DICHLOROETHYLENE	0.08	1	U	U	1	7	µg/L
HR3 16DU	5/8/2014	1,1-DICHLOROETHANE	0.3	1	U	U	1	2.8	µg/L
HR3 16DU	4/22/2015	1,1-DICHLOROETHANE	0.07	1	U	U	1	2.8	µg/L
HR3 16DU	4/26/2016	1,1-DICHLOROETHANE	0.3	1	U	U	1	2.8	µg/L
HR3 16DU	4/26/2017	1,1-DICHLOROETHANE	0.333	1	U	U	1	2.8	µg/L
HR3 16DU	5/8/2014	1,1,2-TRICHLOROETHANE	0.3	1	U	U	1	5	µg/L
HR3 16DU	4/22/2015	1,1,2-TRICHLOROETHANE	0.15	1	U	U	1	5	µg/L
HR3 16DU	5/8/2014	1,1,2-TRICHLORO-1,2,2-TRIFLUOROETHANE	2	5	U	U	5	µg/L	

Bold indicates concentration exceeds the MCL or USEPA Regional Screening Levels, http://epa.gov/reg3hwmd/risk/human/rb-concentration_table/index.htm. (May 2016 RSL Table)

Scoping Summary for the GSA
Eastern Groundwater Operable Unit (U)
September 2018

WSRC-RP-2000-4134
Final
Appendix A, Page A-58 of A-70

Station	Date	Analyte	MDL	PQL	Lab Qual	EPA Qual	Result	MCL/RSL	Units
HR3 16DU	4/22/2015	1,1,2-TRICHLORO-1,2,2-TRIFLUOROETHANE	0.1	1	U	U	1		µg/L
HR3 16DU	5/8/2014	1,1,2,2-TETRACHLOROETHANE	0.3	1	U	U	1	0.076	µg/L
HR3 16DU	4/22/2015	1,1,2,2-TETRACHLOROETHANE	0.1	1	U	U	1	0.076	µg/L
HR3 16DU	5/8/2014	1,1,1-TRICHLOROETHANE	0.3	1	U	U	1	200	µg/L
HR3 16DU	4/22/2015	1,1,1-TRICHLOROETHANE	0.07	1	U	U	1	200	µg/L
HR3 16DU	4/26/2016	1,1,1-TRICHLOROETHANE	0.3	1	U	U	1	200	µg/L
HR3 16DU	4/26/2017	1,1,1-TRICHLOROETHANE	0.333	1	U	U	1	200	µg/L
HR8 11	5/3/2010	TRITIUM	0.46	1.45			5.12	20	pCi/mL
HR8 11	5/3/2011	TRITIUM	0.464	1.46			4.97	20	pCi/mL
HR8 11	5/1/2012	TRITIUM	0.484	1.49			4.89	20	pCi/mL
HR8 11	5/6/2013	TRITIUM	0.397	1.33			4.56	20	pCi/mL
HR8 11	5/8/2014	TRITIUM	0.414	1.28			3.85	20	pCi/mL
HR8 11	4/22/2015	TRITIUM	0.53	1.4			3.18	20	pCi/mL
HR8 11	5/2/2016	TRITIUM	0.479	1.34			2.96	20	pCi/mL
HR8 11	4/26/2017	TRITIUM	0.439	1.34			3.78	20	pCi/mL
HR8 11	5/8/2014	TRICHLOROFLUOROMETHANE	0.3	1	U	U	1	5200	µg/L
HR8 11	4/22/2015	TRICHLOROFLUOROMETHANE	0.11	1	U	U	1	5200	µg/L
HR8 11	5/3/2010	TRICHLOROETHYLENE (TCE)	0.97	2	U	U	2	5	µg/L
HR8 11	5/8/2014	TRICHLOROETHYLENE (TCE)	0.3	1	U	U	1	5	µg/L
HR8 11	4/22/2015	TRICHLOROETHYLENE (TCE)	0.25	1	U	U	1	5	µg/L
HR8 11	5/2/2016	TRICHLOROETHYLENE (TCE)	0.3	1	U	U	1	5	µg/L
HR8 11	4/26/2017	TRICHLOROETHYLENE (TCE)	0.333	1	U	U	1	5	µg/L
HR8 11	5/8/2014	TRANS-1,3-DICHLOROPROPENE	0.3	1	U	U	1	0.47	µg/L
HR8 11	4/22/2015	TRANS-1,3-DICHLOROPROPENE	0.08	1	U	U	1	0.47	µg/L
HR8 11	5/8/2014	TRANS-1,2-DICHLOROETHYLENE	0.3	1	U	U	1	100	µg/L
HR8 11	4/22/2015	TRANS-1,2-DICHLOROETHYLENE	0.08	1	U	U	1	100	µg/L
HR8 11	5/8/2014	TOLUENE	0.3	1	U	U	1	1000	µg/L
HR8 11	4/22/2015	TOLUENE	0.07	1	J	U	0.62	1000	µg/L
HR8 11	5/8/2014	TETRACHLOROETHYLENE (PCE)	0.3	1	U	U	1	5	µg/L
HR8 11	4/22/2015	TETRACHLOROETHYLENE (PCE)	0.18	1	U	U	1	5	µg/L
HR8 11	5/8/2014	STYRENE	0.3	1	U	U	1	100	µg/L
HR8 11	4/22/2015	STYRENE	0.07	1	U	U	1	100	µg/L
HR8 11	5/8/2014	O-XYLENE	0.3	1	U	U	1	190	µg/L
HR8 11	4/22/2015	O-XYLENE	0.06	1	U	U	1	190	µg/L
HR8 11	5/3/2010	NONVOLATILE BETA	4.47	11.7	J	J	7.07	50	pCi/L
HR8 11	5/3/2011	NONVOLATILE BETA	5.04	11.8	U	U	3.5	50	pCi/L
HR8 11	5/1/2012	NONVOLATILE BETA	4.93	11	U	U	1.99	50	pCi/L
HR8 11	5/6/2013	NONVOLATILE BETA	5.09	12	U	U	4.08	50	pCi/L
HR8 11	5/8/2014	NONVOLATILE BETA	4.06	10.1	U	U	4.02	50	pCi/L
HR8 11	4/22/2015	NONVOLATILE BETA	4.28	9.53	U	U	1.67	50	pCi/L
HR8 11	5/2/2016	NONVOLATILE BETA	4.16	9.12	U	U	0.963	50	pCi/L
HR8 11	4/26/2017	NONVOLATILE BETA	4.42	10.5	U	U	3.07	50	pCi/L
HR8 11	5/8/2014	METHYLCYCLOHEXANE	0.3	1	U	U	1		µg/L
HR8 11	4/22/2015	METHYLCYCLOHEXANE	0.1	4	U	U	4		µg/L
HR8 11	5/8/2014	METHYL TERTIARY BUTYL ETHER (MTBE)	0.3	1	U	U	1	14	µg/L
HR8 11	4/22/2015	METHYL TERTIARY BUTYL ETHER (MTBE)	0.11	2	U	U	2	14	µg/L
HR8 11	5/8/2014	METHYL ISOBUTYL KETONE	1.5	5	U	U	5	6300	µg/L
HR8 11	4/22/2015	METHYL ISOBUTYL KETONE	0.12	5	U	U	5	6300	µg/L
HR8 11	5/8/2014	METHYL ETHYL KETONE	1.5	5	U	U	5	5600	µg/L
HR8 11	4/22/2015	METHYL ETHYL KETONE	0.52	5	U	U	5	5600	µg/L
HR8 11	5/8/2014	METHYL ACETATE	1.5	5	U	U	5	20000	µg/L
HR8 11	4/22/2015	METHYL ACETATE	0.37	25	U	U	25	20000	µg/L
HR8 11	5/8/2014	M,P-XYLENE	0.3	2	U	U	2	190	µg/L
HR8 11	4/22/2015	M,P-XYLENE	0.14	2	U	U	2	190	µg/L
HR8 11	5/1/2012	GROSS ALPHA	2.61	8.73	J	J	4.63	15	pCi/L
HR8 11	5/6/2013	GROSS ALPHA	2.47	9.82	J	J	7.19	15	pCi/L
HR8 11	5/8/2014	GROSS ALPHA	2.18	7.87	J	J	4.92	15	pCi/L
HR8 11	4/22/2015	GROSS ALPHA	2.05	5.18	U	U	1.31	15	pCi/L
HR8 11	5/2/2016	GROSS ALPHA	2.26	8.14	J	J	5.28	15	pCi/L
HR8 11	4/26/2017	GROSS ALPHA	2.28	6.4	J	J	2.32	15	pCi/L
HR8 11	5/8/2014	ETHYLBENZENE	0.3	1	U	U	1	700	µg/L
HR8 11	4/22/2015	ETHYLBENZENE	0.09	1	U	U	1	700	µg/L
HR8 11	5/8/2014	DICHLOROMETHANE (METHYLENE CHLORIDE)	1	5	U	U	5	5	µg/L
HR8 11	4/22/2015	DICHLOROMETHANE (METHYLENE CHLORIDE)	0.27	1	U	U	1	5	µg/L
HR8 11	5/8/2014	DICHLORODIFLUOROMETHANE	0.3	1	U	U	1	200	µg/L
HR8 11	4/22/2015	DICHLORODIFLUOROMETHANE	0.08	2	U	U	2	200	µg/L
HR8 11	5/8/2014	DIBROMOCHLOROMETHANE	0.3	1	U	U	1	80	µg/L
HR8 11	4/22/2015	DIBROMOCHLOROMETHANE	0.13	1	U	U	1	80	µg/L
HR8 11	5/8/2014	CYCLOHEXANE	0.3	1	U	U	1	13000	µg/L
HR8 11	4/22/2015	CYCLOHEXANE	0.07	1	U	U	1	13000	µg/L
HR8 11	5/8/2014	CUMENE (ISOPROPYLBENZENE)	0.3	1	U	U	1	450	µg/L

Bold indicates concentration exceeds the MCL or USEPA Regional Screening Levels, http://epa.gov/reg3hwmd/risk/human/rb-concentration_table/index.htm. (May 2016)

Scoping Summary for the GSA
Eastern Groundwater Operable Unit (U)
September 2018

WSRC-RP-2000-4134
Final
Appendix A, Page A-59 of A-70

Station	Date	Analyte	MDL	PQL	Lab Qual	EPA Qual	Result	MCL/RSL	Units
HR8 11	4/22/2015	CUMENE (ISOPROPYLBENZENE)	0.08	1	U	U	1	450	µg/L
HR8 11	5/8/2014	CIS-1,3-DICHLOROPROPENE	0.3	1	U	U	1	0.47	µg/L
HR8 11	4/22/2015	CIS-1,3-DICHLOROPROPENE	0.07	1	U	U	1	0.47	µg/L
HR8 11	5/8/2014	CIS-1,2-DICHLOROETHYLENE	0.3	1	U	U	1	0.47	µg/L
HR8 11	4/22/2015	CIS-1,2-DICHLOROETHYLENE	0.09	1	U	U	1	0.47	µg/L
HR8 11	5/8/2014	CHLOROMETHANE (METHYL CHLORIDE)	0.3	1	U	U	0.35	190	µg/L
HR8 11	4/22/2015	CHLOROMETHANE (METHYL CHLORIDE)	0.08	2	U	U	2	190	µg/L
HR8 11	5/8/2014	CHLOROFORM	0.3	1	U	U	1	80	µg/L
HR8 11	4/22/2015	CHLOROFORM	0.1	1	U	U	1	80	µg/L
HR8 11	5/8/2014	CHLOROETHENE (VINYL CHLORIDE)	0.3	1	U	U	1	2	µg/L
HR8 11	4/22/2015	CHLOROETHENE (VINYL CHLORIDE)	0.08	2	U	U	2	2	µg/L
HR8 11	5/8/2014	CHLOROETHANE (ETHYL CHLORIDE)	0.3	1	U	U	1	21000	µg/L
HR8 11	4/22/2015	CHLOROETHANE (ETHYL CHLORIDE)	0.1	2	U	U	2	21000	µg/L
HR8 11	5/8/2014	CHLOROBENZENE	0.3	1	U	U	1	100	µg/L
HR8 11	4/22/2015	CHLOROBENZENE	0.15	1	U	U	1	100	µg/L
HR8 11	5/3/2010	CARBON TETRACHLORIDE	1.04	2	U	U	2	5	µg/L
HR8 11	5/8/2014	CARBON TETRACHLORIDE	0.3	1	U	U	1	5	µg/L
HR8 11	4/22/2015	CARBON TETRACHLORIDE	0.13	1	U	U	1	5	µg/L
HR8 11	5/2/2016	CARBON TETRACHLORIDE	0.3	1	U	U	1	5	µg/L
HR8 11	4/26/2017	CARBON TETRACHLORIDE	0.333	1	U	U	1	5	µg/L
HR8 11	5/8/2014	CARBON DISULFIDE	1.5	5	U	U	5	810	µg/L
HR8 11	4/22/2015	CARBON DISULFIDE	0.05	1	U	U	1	810	µg/L
HR8 11	5/8/2014	BROMOMETHANE (METHYL BROMIDE)	0.3	1	U	U	1	75	µg/L
HR8 11	4/22/2015	BROMOMETHANE (METHYL BROMIDE)	0.25	2	U	U	2	75	µg/L
HR8 11	5/8/2014	BROMOFORM (TRIBROMOMETHANE)	0.3	1	U	U	1	80	µg/L
HR8 11	4/22/2015	BROMOFORM (TRIBROMOMETHANE)	0.17	1	U	U	1	80	µg/L
HR8 11	5/8/2014	BROMODICHLOROMETHANE	0.3	1	U	U	1	80	µg/L
HR8 11	4/22/2015	BROMODICHLOROMETHANE	0.09	1	U	U	1	80	µg/L
HR8 11	5/8/2014	BROMOCHLOROMETHANE	0.3	1	U	U	1	83	µg/L
HR8 11	4/22/2015	BROMOCHLOROMETHANE	0.13	1	U	U	1	83	µg/L
HR8 11	5/8/2014	BENZENE	0.3	1	U	U	1	5	µg/L
HR8 11	4/22/2015	BENZENE	0.06	1	U	U	1	5	µg/L
HR8 11	5/8/2014	ACETONE	1.5	5	U	U	5	14000	µg/L
HR8 11	4/22/2015	ACETONE	0.34	2	U	U	2	14000	µg/L
HR8 11	5/8/2014	2-HEXANONE	1.5	5	U	U	5	38	µg/L
HR8 11	4/22/2015	2-HEXANONE	0.22	5	U	U	5	38	µg/L
HR8 11	5/8/2014	1,4-DIOXANE	15	50	U	U	50	0.46	µg/L
HR8 11	4/22/2015	1,4-DIOXANE	7.6	80	U	U	80	0.46	µg/L
HR8 11	5/8/2014	1,4-DICHLOROBENZENE	0.3	1	U	U	1		µg/L
HR8 11	4/22/2015	1,4-DICHLOROBENZENE	0.12	1	U	U	1		µg/L
HR8 11	5/8/2014	1,3-DICHLOROBENZENE	0.3	1	U	U	1		µg/L
HR8 11	4/22/2015	1,3-DICHLOROBENZENE	0.08	1	U	U	1		µg/L
HR8 11	5/8/2014	1,2-DICHLOROPROPANE	0.3	1	U	U	1	5	µg/L
HR8 11	4/22/2015	1,2-DICHLOROPROPANE	0.1	1	U	U	1	5	µg/L
HR8 11	5/8/2014	1,2-DICHLOROETHANE (EDC)	0.3	1	U	U	1	5	µg/L
HR8 11	4/22/2015	1,2-DICHLOROETHANE (EDC)	0.1	1	U	U	1	5	µg/L
HR8 11	5/8/2014	1,2-DICHLOROBENZENE	0.3	1	U	U	1	600	µg/L
HR8 11	4/22/2015	1,2-DICHLOROBENZENE	0.06	1	U	U	1	600	µg/L
HR8 11	5/8/2014	1,2-DIBROMOETHANE	0.3	1	U	U	1	0.5	µg/L
HR8 11	4/22/2015	1,2-DIBROMOETHANE	0.13	1	U	U	1	0.5	µg/L
HR8 11	5/8/2014	1,2-DIBROMO-3-CHLOROPROPANE	0.5	1	U	U	1	0.2	µg/L
HR8 11	4/22/2015	1,2-DIBROMO-3-CHLOROPROPANE	0.41	1	U	U	1	0.2	µg/L
HR8 11	5/8/2014	1,2,4-TRICHLOROBENZENE	0.3	1	U	U	1	7	µg/L
HR8 11	4/22/2015	1,2,4-TRICHLOROBENZENE	0.08	1	U	U	1	7	µg/L
HR8 11	5/8/2014	1,2,3-TRICHLOROBENZENE	0.3	1	U	U	1	7	µg/L
HR8 11	4/22/2015	1,2,3-TRICHLOROBENZENE	0.09	1	U	U	1	7	µg/L
HR8 11	5/8/2014	1,1-DICHLOROETHYLENE	0.3	1	U	U	1	7	µg/L
HR8 11	4/22/2015	1,1-DICHLOROETHYLENE	0.08	1	U	U	1	7	µg/L
HR8 11	5/3/2010	1,1-DICHLOROETHANE	0.9	2	U	U	2	2.8	µg/L
HR8 11	5/8/2014	1,1-DICHLOROETHANE	0.3	1	U	U	1	2.8	µg/L
HR8 11	4/22/2015	1,1-DICHLOROETHANE	0.07	1	U	U	1	2.8	µg/L
HR8 11	5/2/2016	1,1-DICHLOROETHANE	0.3	1	U	U	1	2.8	µg/L
HR8 11	4/26/2017	1,1-DICHLOROETHANE	0.333	1	U	U	1	2.8	µg/L
HR8 11	5/8/2014	1,1,2-TRICHLOROETHANE	0.3	1	U	U	1	5	µg/L
HR8 11	4/22/2015	1,1,2-TRICHLOROETHANE	0.15	1	U	U	1	5	µg/L
HR8 11	5/8/2014	1,1,2-TRICHLORO-1,2,2-TRIFLUOROETHANE	2	5	U	U	5		µg/L
HR8 11	4/22/2015	1,1,2-TRICHLORO-1,2,2-TRIFLUOROETHANE	0.1	1	U	U	1		µg/L
HR8 11	5/8/2014	1,1,2,2-TETRACHLOROETHANE	0.3	1	U	U	1	0.076	µg/L
HR8 11	4/22/2015	1,1,2,2-TETRACHLOROETHANE	0.1	1	U	U	1	0.076	µg/L
HR8 11	5/3/2010	1,1,1-TRICHLOROETHANE	0.79	2	U	U	2	200	µg/L
HR8 11	5/8/2014	1,1,1-TRICHLOROETHANE	0.3	1	U	U	1	200	µg/L

Bold indicates concentration exceeds the MCL or USEPA Regional Screening Levels, http://epa.gov/reg3hwmd/risk/human/rb-concentration_table/index.htm. (May 2016 RSL Table)

Scoping Summary for the GSA
Eastern Groundwater Operable Unit (U)
September 2018

WSRC-RP-2000-4134
Final
Appendix A, Page A-60 of A-70

Station	Date	Analyte	MDL	PQL	Lab Qual	EPA Qual	Result	MCL/RSL	Units
HR8 11	4/22/2015	1,1,1-TRICHLOROETHANE	0.07	1	U	U	1	200	µg/L
HR8 11	5/2/2016	1,1,1-TRICHLOROETHANE	0.3	1	U	U	1	200	µg/L
HR8 11	4/26/2017	1,1,1-TRICHLOROETHANE	0.333	1	U	U	1	200	µg/L
HSL 3D	5/4/2010	TRITIUM	0.462	1.74			10.1	20	pCi/mL
HSL 3D	5/3/2011	TRITIUM	0.464	1.66			8.09	20	pCi/mL
HSL 3D	5/1/2012	TRITIUM	0.486	1.66			7.38	20	pCi/mL
HSL 3D	5/1/2012	TRITIUM	0.482	1.64			7.17	20	pCi/mL
HSL 3D	5/8/2013	TRITIUM	0.539	1.63			5.09	20	pCi/mL
HSL 3D	5/7/2014	TRITIUM	0.453	1.5			5.86	20	pCi/mL
HSL 3D	5/7/2014	TRITIUM	0.452	1.5			5.8	20	pCi/mL
HSL 3D	4/22/2015	TRITIUM	0.45	1.49			5.52	20	pCi/mL
HSL 3D	5/2/2016	TRITIUM	0.479	1.44			4.27	20	pCi/mL
HSL 3D	4/26/2017	TRITIUM	0.451	1.4			4.16	20	pCi/mL
HSL 3D	5/7/2014	TRICHLOROFLUOROMETHANE	0.3	1	U	U	1	5200	µg/L
HSL 3D	4/22/2015	TRICHLOROFLUOROMETHANE	0.11	1	U	U	1	5200	µg/L
HSL 3D	5/4/2010	TRICHLOROETHYLENE (TCE)	0.97	2	U	U	2	5	µg/L
HSL 3D	5/3/2011	TRICHLOROETHYLENE (TCE)	0.1	2	U	U	2	5	µg/L
HSL 3D	5/1/2012	TRICHLOROETHYLENE (TCE)	0.1	2	U	U	2	5	µg/L
HSL 3D	5/1/2012	TRICHLOROETHYLENE (TCE)	0.1	2	U	U	2	5	µg/L
HSL 3D	5/8/2013	TRICHLOROETHYLENE (TCE)	0.1	2	U	U	2	5	µg/L
HSL 3D	5/7/2014	TRICHLOROETHYLENE (TCE)	0.3	1	U	U	1	5	µg/L
HSL 3D	4/22/2015	TRICHLOROETHYLENE (TCE)	0.25	1	U	U	1	5	µg/L
HSL 3D	5/2/2016	TRICHLOROETHYLENE (TCE)	0.3	1	U	U	1	5	µg/L
HSL 3D	4/26/2017	TRICHLOROETHYLENE (TCE)	0.333	1	U	U	1	5	µg/L
HSL 3D	5/7/2014	TRANS-1,3-DICHLOROPROPENE	0.3	1	U	U	1	0.47	µg/L
HSL 3D	4/22/2015	TRANS-1,3-DICHLOROPROPENE	0.08	1	U	U	1	0.47	µg/L
HSL 3D	5/7/2014	TRANS-1,2-DICHLOROETHYLENE	0.3	1	U	U	1	100	µg/L
HSL 3D	4/22/2015	TRANS-1,2-DICHLOROETHYLENE	0.08	1	U	U	1	100	µg/L
HSL 3D	5/7/2014	TOLUENE	0.3	1	U	U	1	1000	µg/L
HSL 3D	4/22/2015	TOLUENE	0.07	1	J	U	0.15	1000	µg/L
HSL 3D	5/7/2014	TETRACHLOROETHYLENE (PCE)	0.3	1	U	U	1	5	µg/L
HSL 3D	4/22/2015	TETRACHLOROETHYLENE (PCE)	0.18	1	U	U	1	5	µg/L
HSL 3D	5/7/2014	STYRENE	0.3	1	U	U	1	100	µg/L
HSL 3D	4/22/2015	STYRENE	0.07	1	U	U	1	100	µg/L
HSL 3D	5/7/2014	O-XYLENE	0.3	1	U	U	1	190	µg/L
HSL 3D	4/22/2015	O-XYLENE	0.06	1	U	U	1	190	µg/L
HSL 3D	5/4/2010	NONVOLATILE BETA	4.07	8.68	U	U	0.747	50	pCi/L
HSL 3D	5/3/2011	NONVOLATILE BETA	4.3	9.94	U	U	2.34	50	pCi/L
HSL 3D	5/3/2011	NONVOLATILE BETA	4.46	8.88	U	U	-1.19	50	pCi/L
HSL 3D	5/1/2012	NONVOLATILE BETA	4.49	9.89	U	U	1.43	50	pCi/L
HSL 3D	5/1/2012	NONVOLATILE BETA	4.49	8.98	U	U	-0.816	50	pCi/L
HSL 3D	5/8/2013	NONVOLATILE BETA	4.36	10.5	U	U	3.9	50	pCi/L
HSL 3D	5/7/2014	NONVOLATILE BETA	4.33	9.57	U	U	1.33	50	pCi/L
HSL 3D	4/22/2015	NONVOLATILE BETA	4.34	10.3	U	U	3.47	50	pCi/L
HSL 3D	5/2/2016	NONVOLATILE BETA	4.04	9.57	U	U	2.91	50	pCi/L
HSL 3D	4/26/2017	NONVOLATILE BETA	4.21	9.57	U	U	1.61	50	pCi/L
HSL 3D	5/7/2014	METHYLCYCLOHEXANE	0.3	1	U	U	1		µg/L
HSL 3D	4/22/2015	METHYLCYCLOHEXANE	0.1	4	U	U	4		µg/L
HSL 3D	5/7/2014	METHYL TERTIARY BUTYL ETHER (MTBE)	0.3	1	U	U	1	14	µg/L
HSL 3D	4/22/2015	METHYL TERTIARY BUTYL ETHER (MTBE)	0.11	2	U	U	2	14	µg/L
HSL 3D	5/7/2014	METHYL ISOBUTYL KETONE	1.5	5	U	U	5	6300	µg/L
HSL 3D	4/22/2015	METHYL ISOBUTYL KETONE	0.12	5	U	U	5	6300	µg/L
HSL 3D	5/7/2014	METHYL ETHYL KETONE	1.5	5	U	U	5	5600	µg/L
HSL 3D	4/22/2015	METHYL ETHYL KETONE	0.52	5	U	U	5	5600	µg/L
HSL 3D	5/7/2014	METHYL ACETATE	1.5	5	U	U	5	20000	µg/L
HSL 3D	4/22/2015	METHYL ACETATE	0.37	25	U	U	25	20000	µg/L
HSL 3D	5/7/2014	M,P-XYLENE	0.3	2	U	U	2	190	µg/L
HSL 3D	4/22/2015	M,P-XYLENE	0.14	2	U	U	2	190	µg/L
HSL 3D	5/3/2011	GROSS ALPHA	2.53	6.54	U	U	1.85	15	pCi/L
HSL 3D	5/3/2011	GROSS ALPHA	2.53	5.11	U	U	0.516	15	pCi/L
HSL 3D	5/8/2013	GROSS ALPHA	2.49	5.1	U	U	0.549	15	pCi/L
HSL 3D	5/7/2014	GROSS ALPHA	2.17	5.69	U	U	1.64	15	pCi/L
HSL 3D	4/22/2015	GROSS ALPHA	2.09	5.65	U	U	1.72	15	pCi/L
HSL 3D	5/2/2016	GROSS ALPHA	2.27	3.91	U	U	0.00207	15	pCi/L
HSL 3D	4/26/2017	GROSS ALPHA	2.35	5.15	U	U	0.81	15	pCi/L
HSL 3D	5/7/2014	ETHYLBENZENE	0.3	1	U	U	1	700	µg/L
HSL 3D	4/22/2015	ETHYLBENZENE	0.09	1	U	U	1	700	µg/L
HSL 3D	5/7/2014	DICHLOROMETHANE (METHYLENE CHLORIDE)	1	5	U	U	5	5	µg/L
HSL 3D	4/22/2015	DICHLOROMETHANE (METHYLENE CHLORIDE)	0.27	1	U	U	1	5	µg/L
HSL 3D	5/7/2014	DICHLORODIFLUOROMETHANE	0.3	1	U	U	1	200	µg/L
HSL 3D	4/22/2015	DICHLORODIFLUOROMETHANE	0.08	2	U	U	2	200	µg/L

Bold indicates concentration exceeds the MCL or USEPA Regional Screening Levels, http://epa.gov/reg3hwmd/risk/human/rb-concentration_table/index.htm. (May 2016 RSL Table)

Scoping Summary for the GSA
Eastern Groundwater Operable Unit (U)
September 2018

WSRC-RP-2000-4134
Final
Appendix A, Page A-61 of A-70

Station	Date	Analyte	MDL	PQL	Lab Qual	EPA Qual	Result	MCL/RSL	Units
HSL 3D	5/7/2014	DIBROMOCHLOROMETHANE	0.3	1	U	U	1	80	µg/L
HSL 3D	4/22/2015	DIBROMOCHLOROMETHANE	0.13	1	U	U	1	80	µg/L
HSL 3D	5/7/2014	CYCLOHEXANE	0.3	1	U	U	1	13000	µg/L
HSL 3D	4/22/2015	CYCLOHEXANE	0.07	1	U	U	1	13000	µg/L
HSL 3D	5/7/2014	CUMENE (ISOPROPYLBENZENE)	0.3	1	U	U	1	450	µg/L
HSL 3D	4/22/2015	CUMENE (ISOPROPYLBENZENE)	0.08	1	U	U	1	450	µg/L
HSL 3D	5/7/2014	CIS-1,3-DICHLOROPROPENE	0.3	1	U	U	1	0.47	µg/L
HSL 3D	4/22/2015	CIS-1,3-DICHLOROPROPENE	0.07	1	U	U	1	0.47	µg/L
HSL 3D	5/7/2014	CIS-1,2-DICHLOROETHYLENE	0.3	1	U	U	1	0.47	µg/L
HSL 3D	4/22/2015	CIS-1,2-DICHLOROETHYLENE	0.09	1	U	U	1	0.47	µg/L
HSL 3D	5/7/2014	CHLOROMETHANE (METHYL CHLORIDE)	0.3	1	U	U	1	190	µg/L
HSL 3D	4/22/2015	CHLOROMETHANE (METHYL CHLORIDE)	0.08	2	U	U	2	190	µg/L
HSL 3D	5/7/2014	CHLOROFORM	0.3	1	U	U	1	80	µg/L
HSL 3D	4/22/2015	CHLOROFORM	0.1	1	U	U	1	80	µg/L
HSL 3D	5/7/2014	CHLOROETHENE (VINYL CHLORIDE)	0.3	1	U	U	1	2	µg/L
HSL 3D	4/22/2015	CHLOROETHENE (VINYL CHLORIDE)	0.08	2	U	U	2	2	µg/L
HSL 3D	5/7/2014	CHLOROETHANE (ETHYL CHLORIDE)	0.3	1	U	U	1	21000	µg/L
HSL 3D	4/22/2015	CHLOROETHANE (ETHYL CHLORIDE)	0.1	2	U	U	2	21000	µg/L
HSL 3D	5/7/2014	CHLOROBENZENE	0.3	1	U	U	1	100	µg/L
HSL 3D	4/22/2015	CHLOROBENZENE	0.15	1	U	U	1	100	µg/L
HSL 3D	5/4/2010	CARBON TETRACHLORIDE	1.04	2	U	U	2	5	µg/L
HSL 3D	5/3/2011	CARBON TETRACHLORIDE	0.13	2	U	U	2	5	µg/L
HSL 3D	5/1/2012	CARBON TETRACHLORIDE	0.13	2	U	U	2	5	µg/L
HSL 3D	5/1/2012	CARBON TETRACHLORIDE	0.13	2	U	U	2	5	µg/L
HSL 3D	5/8/2013	CARBON TETRACHLORIDE	0.13	2	U	U	2	5	µg/L
HSL 3D	5/7/2014	CARBON TETRACHLORIDE	0.3	1	U	U	1	5	µg/L
HSL 3D	4/22/2015	CARBON TETRACHLORIDE	0.13	1	U	U	1	5	µg/L
HSL 3D	5/2/2016	CARBON TETRACHLORIDE	0.3	1	U	U	1	5	µg/L
HSL 3D	4/26/2017	CARBON TETRACHLORIDE	0.333	1	U	U	1	5	µg/L
HSL 3D	5/7/2014	CARBON DISULFIDE	1.5	5	U	U	5	810	µg/L
HSL 3D	4/22/2015	CARBON DISULFIDE	0.05	1	U	U	1	810	µg/L
HSL 3D	5/7/2014	BROMOMETHANE (METHYL BROMIDE)	0.3	1	U	U	1	75	µg/L
HSL 3D	4/22/2015	BROMOMETHANE (METHYL BROMIDE)	0.25	2	U	U	2	75	µg/L
HSL 3D	5/7/2014	BROMOFORM (TRIBROMOMETHANE)	0.3	1	U	U	1	80	µg/L
HSL 3D	4/22/2015	BROMOFORM (TRIBROMOMETHANE)	0.17	1	U	U	1	80	µg/L
HSL 3D	5/7/2014	BROMODICHLOROMETHANE	0.3	1	U	U	1	80	µg/L
HSL 3D	4/22/2015	BROMODICHLOROMETHANE	0.09	1	U	U	1	80	µg/L
HSL 3D	5/7/2014	BROMOCHLOROMETHANE	0.3	1	U	U	1	83	µg/L
HSL 3D	4/22/2015	BROMOCHLOROMETHANE	0.13	1	U	U	1	83	µg/L
HSL 3D	5/7/2014	BENZENE	0.3	1	U	U	1	5	µg/L
HSL 3D	4/22/2015	BENZENE	0.06	1	U	U	1	5	µg/L
HSL 3D	5/7/2014	ACETONE	1.5	5	U	U	5	14000	µg/L
HSL 3D	4/22/2015	ACETONE	0.34	2	U	U	2	14000	µg/L
HSL 3D	5/7/2014	2-HEXANONE	1.5	5	U	U	5	38	µg/L
HSL 3D	4/22/2015	2-HEXANONE	0.22	5	U	U	5	38	µg/L
HSL 3D	5/7/2014	1,4-DIOXANE	15	50	U	U	50	0.46	µg/L
HSL 3D	4/22/2015	1,4-DIOXANE	7.6	80	U	U	80	0.46	µg/L
HSL 3D	5/7/2014	1,4-DICHLOROBENZENE	0.3	1	U	U	1	µg/L	
HSL 3D	4/22/2015	1,4-DICHLOROBENZENE	0.12	1	U	U	1	µg/L	
HSL 3D	5/7/2014	1,3-DICHLOROBENZENE	0.3	1	U	U	1	µg/L	
HSL 3D	4/22/2015	1,3-DICHLOROBENZENE	0.08	1	U	U	1	µg/L	
HSL 3D	5/7/2014	1,2-DICHLOROPROPANE	0.3	1	U	U	1	5	µg/L
HSL 3D	4/22/2015	1,2-DICHLOROPROPANE	0.1	1	U	U	1	5	µg/L
HSL 3D	5/7/2014	1,2-DICHLOROETHANE (EDC)	0.3	1	U	U	1	5	µg/L
HSL 3D	4/22/2015	1,2-DICHLOROETHANE (EDC)	0.1	1	U	U	1	5	µg/L
HSL 3D	5/7/2014	1,2-DICHLOROBENZENE	0.3	1	U	U	1	600	µg/L
HSL 3D	4/22/2015	1,2-DICHLOROBENZENE	0.06	1	U	U	1	600	µg/L
HSL 3D	5/7/2014	1,2-DIBROMOETHANE	0.3	1	U	U	1	0.5	µg/L
HSL 3D	4/22/2015	1,2-DIBROMOETHANE	0.13	1	U	U	1	0.5	µg/L
HSL 3D	5/7/2014	1,2-DIBROMO-3-CHLOROPROPANE	0.5	1	U	U	1	0.2	µg/L
HSL 3D	4/22/2015	1,2-DIBROMO-3-CHLOROPROPANE	0.41	1	U	U	1	0.2	µg/L
HSL 3D	5/7/2014	1,2,4-TRICHLOROBENZENE	0.3	1	U	U	1	7	µg/L
HSL 3D	4/22/2015	1,2,4-TRICHLOROBENZENE	0.08	1	U	U	1	7	µg/L
HSL 3D	5/7/2014	1,2,3-TRICHLOROBENZENE	0.3	1	U	U	1	7	µg/L
HSL 3D	4/22/2015	1,2,3-TRICHLOROBENZENE	0.09	1	U	U	1	7	µg/L
HSL 3D	5/7/2014	1,1-DICHLOROETHYLENE	0.3	1	U	U	1	7	µg/L
HSL 3D	4/22/2015	1,1-DICHLOROETHYLENE	0.08	1	U	U	1	7	µg/L
HSL 3D	5/4/2010	1,1-DICHLOROETHANE	0.9	2	U	U	2	2.8	µg/L
HSL 3D	5/3/2011	1,1-DICHLOROETHANE	0.1	2	U	U	2	2.8	µg/L
HSL 3D	5/1/2012	1,1-DICHLOROETHANE	0.1	2	U	U	2	2.8	µg/L
HSL 3D	5/1/2012	1,1-DICHLOROETHANE	0.1	2	U	U	2	2.8	µg/L

Bold indicates concentration exceeds the MCL or USEPA Regional Screening Levels, http://epa.gov/reg3hwmd/risk/human/rb-concentration_table/index.htm. (May 2016 RSL Table)

Scoping Summary for the GSA
Eastern Groundwater Operable Unit (U)
September 2018

WSRC-RP-2000-4134
Final
Appendix A, Page A-62 of A-70

Station	Date	Analyte	MDL	PQL	Lab Qual	EPA Qual	Result	MCL/RSL	Units
HSL 3D	5/8/2013	1,1-DICHLOROETHANE	0.1	2	U	U	2	2.8	µg/L
HSL 3D	5/7/2014	1,1-DICHLOROETHANE	0.3	1	U	U	1	2.8	µg/L
HSL 3D	4/22/2015	1,1-DICHLOROETHANE	0.07	1	U	U	1	2.8	µg/L
HSL 3D	5/2/2016	1,1-DICHLOROETHANE	0.3	1	U	U	1	2.8	µg/L
HSL 3D	4/26/2017	1,1-DICHLOROETHANE	0.333	1	U	U	1	2.8	µg/L
HSL 3D	5/7/2014	1,1,2-TRICHLOROETHANE	0.3	1	U	U	1	5	µg/L
HSL 3D	4/22/2015	1,1,2-TRICHLOROETHANE	0.15	1	U	U	1	5	µg/L
HSL 3D	5/7/2014	1,1,2-TRICHLORO-1,2,2-TRIFLUOROETHANE	2	5	U	U	5		µg/L
HSL 3D	4/22/2015	1,1,2-TRICHLORO-1,2,2-TRIFLUOROETHANE	0.1	1	U	U	1		µg/L
HSL 3D	5/7/2014	1,1,2,2-TETRACHLOROETHANE	0.3	1	U	U	1	0.076	µg/L
HSL 3D	4/22/2015	1,1,2,2-TETRACHLOROETHANE	0.1	1	U	U	1	0.076	µg/L
HSL 3D	5/4/2010	1,1,1-TRICHLOROETHANE	0.79	2	U	U	2	200	µg/L
HSL 3D	5/3/2011	1,1,1-TRICHLOROETHANE	0.15	2	U	U	2	200	µg/L
HSL 3D	5/1/2012	1,1,1-TRICHLOROETHANE	0.15	2	U	U	2	200	µg/L
HSL 3D	5/1/2012	1,1,1-TRICHLOROETHANE	0.15	2	U	U	2	200	µg/L
HSL 3D	5/8/2013	1,1,1-TRICHLOROETHANE	0.15	2	U	U	2	200	µg/L
HSL 3D	5/7/2014	1,1,1-TRICHLOROETHANE	0.3	1	U	U	1	200	µg/L
HSL 3D	4/22/2015	1,1,1-TRICHLOROETHANE	0.07	1	U	U	1	200	µg/L
HSL 3D	5/2/2016	1,1,1-TRICHLOROETHANE	0.3	1	U	U	1	200	µg/L
HSL 3D	4/26/2017	1,1,1-TRICHLOROETHANE	0.333	1	U	U	1	200	µg/L
HSL004DR	5/5/2010	TRITIUM	0.46	1.44			5.1	20	pCi/mL
HSL004DR	5/3/2011	TRITIUM	0.464	1.46			5.04	20	pCi/mL
HSL004DR	5/3/2011	TRITIUM	0.469	1.46			4.87	20	pCi/mL
HSL004DR	5/1/2012	TRITIUM	0.487	1.64			7	20	pCi/mL
HSL004DR	5/8/2013	TRITIUM	0.527	1.54			4.29	20	pCi/mL
HSL004DR	5/7/2014	TRITIUM	0.377	1.38			6	20	pCi/mL
HSL004DR	5/7/2014	TRITIUM	0.378	1.36			5.68	20	pCi/mL
HSL004DR	4/22/2015	TRITIUM	0.524	1.57			6.23	20	pCi/mL
HSL004DR	5/2/2016	TRITIUM	0.471	1.51			5.46	20	pCi/mL
HSL004DR	4/26/2017	TRITIUM	0.435	1.48			5.77	20	pCi/mL
HSL004DR	5/7/2014	TRICHLOROFLUOROMETHANE	0.3	1	U	U	1	5200	µg/L
HSL004DR	5/7/2014	TRICHLOROFLUOROMETHANE	0.3	1	U	U	1	5200	µg/L
HSL004DR	4/22/2015	TRICHLOROFLUOROMETHANE	0.11	1	U	U	1	5200	µg/L
HSL004DR	5/5/2010	TRICHLOROETHYLENE (TCE)	0.97	2	U	U	2	5	µg/L
HSL004DR	5/3/2011	TRICHLOROETHYLENE (TCE)	0.1	2	U	U	2	5	µg/L
HSL004DR	5/3/2011	TRICHLOROETHYLENE (TCE)	0.1	2	U	U	2	5	µg/L
HSL004DR	5/1/2012	TRICHLOROETHYLENE (TCE)	0.1	2	U	U	2	5	µg/L
HSL004DR	5/8/2013	TRICHLOROETHYLENE (TCE)	0.1	2	U	U	2	5	µg/L
HSL004DR	5/7/2014	TRICHLOROETHYLENE (TCE)	0.3	1	U	U	1	5	µg/L
HSL004DR	5/7/2014	TRICHLOROETHYLENE (TCE)	0.3	1	U	U	1	5	µg/L
HSL004DR	4/22/2015	TRICHLOROETHYLENE (TCE)	0.25	1	U	U	1	5	µg/L
HSL004DR	5/2/2016	TRICHLOROETHYLENE (TCE)	0.3	1	U	U	1	5	µg/L
HSL004DR	4/26/2017	TRICHLOROETHYLENE (TCE)	0.333	1	U	U	1	5	µg/L
HSL004DR	5/7/2014	TRANS-1,3-DICHLOROPROPENE	0.3	1	U	U	1	0.47	µg/L
HSL004DR	5/7/2014	TRANS-1,3-DICHLOROPROPENE	0.3	1	U	U	1	0.47	µg/L
HSL004DR	4/22/2015	TRANS-1,3-DICHLOROPROPENE	0.08	1	U	U	1	0.47	µg/L
HSL004DR	5/7/2014	TRANS-1,2-DICHLOROETHYLENE	0.3	1	U	U	1	100	µg/L
HSL004DR	5/7/2014	TRANS-1,2-DICHLOROETHYLENE	0.3	1	U	U	1	100	µg/L
HSL004DR	4/22/2015	TRANS-1,2-DICHLOROETHYLENE	0.08	1	U	U	1	100	µg/L
HSL004DR	5/7/2014	TOLUENE	0.3	1	U	U	1	1000	µg/L
HSL004DR	5/7/2014	TOLUENE	0.3	1	U	U	1	1000	µg/L
HSL004DR	4/22/2015	TOLUENE	0.07	1	J	U	0.15	1000	µg/L
HSL004DR	5/7/2014	TETRACHLOROETHYLENE (PCE)	0.3	1	U	U	1	5	µg/L
HSL004DR	5/7/2014	TETRACHLOROETHYLENE (PCE)	0.3	1	U	U	1	5	µg/L
HSL004DR	4/22/2015	TETRACHLOROETHYLENE (PCE)	0.18	1	U	U	1	5	µg/L
HSL004DR	5/7/2014	STYRENE	0.3	1	U	U	1	100	µg/L
HSL004DR	5/7/2014	STYRENE	0.3	1	U	U	1	100	µg/L
HSL004DR	4/22/2015	STYRENE	0.07	1	U	U	1	100	µg/L
HSL004DR	5/7/2014	O-XYLENE	0.3	1	U	U	1	190	µg/L
HSL004DR	5/7/2014	O-XYLENE	0.3	1	U	U	1	190	µg/L
HSL004DR	4/22/2015	O-XYLENE	0.06	1	U	U	1	190	µg/L
HSL004DR	5/5/2010	NONVOLATILE BETA	4.34	8.69	U	U	-0.512	50	pCi/L
HSL004DR	5/3/2011	NONVOLATILE BETA	4.56	10.7	U	U	3.05	50	pCi/L
HSL004DR	5/3/2011	NONVOLATILE BETA	4.46	10.1	U	U	2.03	50	pCi/L
HSL004DR	5/1/2012	NONVOLATILE BETA	4.74	11	U	U	3.16	50	pCi/L
HSL004DR	5/8/2013	NONVOLATILE BETA	4.57	10.3	U	U	2	50	pCi/L
HSL004DR	5/7/2014	NONVOLATILE BETA	4.74	11.5	J	J	4.98	50	pCi/L
HSL004DR	5/7/2014	NONVOLATILE BETA	5.07	11.2	U	U	1.62	50	pCi/L
HSL004DR	4/22/2015	NONVOLATILE BETA	4.49	10.2	U	U	2.42	50	pCi/L
HSL004DR	5/2/2016	NONVOLATILE BETA	4.08	9.62	U	U	2.8	50	pCi/L
HSL004DR	4/26/2017	NONVOLATILE BETA	4.2	9.73	U	U	2.08	50	pCi/L

Bold indicates concentration exceeds the MCL or USEPA Regional Screening Levels, http://epa.gov/reg3hwmd/risk/human/rb-concentration_table/index.htm. (May 2016 RSL Table)

Scoping Summary for the GSA
Eastern Groundwater Operable Unit (U)
September 2018

WSRC-RP-2000-4134
Final
Appendix A, Page A-63 of A-70

Station	Date	Analyte	MDL	PQL	Lab Qual	EPA Qual	Result	MCL/RSL	Units
HSL004DR	5/7/2014	METHYLCYCLOHEXANE	0.3	1	U	U	1		µg/L
HSL004DR	5/7/2014	METHYLCYCLOHEXANE	0.3	1	U	U	1		µg/L
HSL004DR	4/22/2015	METHYLCYCLOHEXANE	0.1	4	U	U	4		µg/L
HSL004DR	5/7/2014	METHYL TERTIARY BUTYL ETHER (MTBE)	0.3	1	U	U	1	14	µg/L
HSL004DR	5/7/2014	METHYL TERTIARY BUTYL ETHER (MTBE)	0.3	1	U	U	1	14	µg/L
HSL004DR	4/22/2015	METHYL TERTIARY BUTYL ETHER (MTBE)	0.11	2	U	U	2	14	µg/L
HSL004DR	5/7/2014	METHYL ISOBUTYL KETONE	1.5	5	U	U	5	6300	µg/L
HSL004DR	5/7/2014	METHYL ISOBUTYL KETONE	1.5	5	U	U	5	6300	µg/L
HSL004DR	4/22/2015	METHYL ISOBUTYL KETONE	0.12	5	U	U	5	6300	µg/L
HSL004DR	5/7/2014	METHYL ETHYL KETONE	1.5	5	U	U	5	5600	µg/L
HSL004DR	5/7/2014	METHYL ETHYL KETONE	1.5	5	U	U	5	5600	µg/L
HSL004DR	4/22/2015	METHYL ETHYL KETONE	0.52	5	U	U	5	5600	µg/L
HSL004DR	5/7/2014	METHYL ACETATE	1.5	5	U	U	5	20000	µg/L
HSL004DR	5/7/2014	METHYL ACETATE	1.5	5	U	U	5	20000	µg/L
HSL004DR	4/22/2015	METHYL ACETATE	0.37	25	U	U	25	20000	µg/L
HSL004DR	5/7/2014	M,P-XYLENE	0.3	2	U	U	2	190	µg/L
HSL004DR	5/7/2014	M,P-XYLENE	0.3	2	U	U	2	190	µg/L
HSL004DR	4/22/2015	M,P-XYLENE	0.14	2	U	U	2	190	µg/L
HSL004DR	5/8/2013	GROSS ALPHA	2.46	6.83	U	U	2.3	15	µCi/L
HSL004DR	5/7/2014	GROSS ALPHA	2.17	9.15	J	J	7.46	15	µCi/L
HSL004DR	5/7/2014	GROSS ALPHA	2.17	7.8	J	J	4.73	15	µCi/L
HSL004DR	4/22/2015	GROSS ALPHA	2.05	6.45	J	J	2.85	15	µCi/L
HSL004DR	5/2/2016	GROSS ALPHA	2.26	6.01	U	U	1.89	15	µCi/L
HSL004DR	4/26/2017	GROSS ALPHA	2.31	5.07	U	U	0.796	15	µCi/L
HSL004DR	5/7/2014	ETHYLBENZENE	0.3	1	U	U	1	700	µg/L
HSL004DR	5/7/2014	ETHYLBENZENE	0.3	1	U	U	1	700	µg/L
HSL004DR	4/22/2015	ETHYLBENZENE	0.09	1	U	U	1	700	µg/L
HSL004DR	5/7/2014	DICHLOROMETHANE (METHYLENE CHLORIDE)	1	5	U	U	5	5	µg/L
HSL004DR	5/7/2014	DICHLOROMETHANE (METHYLENE CHLORIDE)	1	5	U	U	5	5	µg/L
HSL004DR	4/22/2015	DICHLOROMETHANE (METHYLENE CHLORIDE)	0.27	1	U	U	1	5	µg/L
HSL004DR	5/7/2014	DICHLORODIFLUOROMETHANE	0.3	1	U	U	1	200	µg/L
HSL004DR	5/7/2014	DICHLORODIFLUOROMETHANE	0.3	1	U	U	1	200	µg/L
HSL004DR	4/22/2015	DICHLORODIFLUOROMETHANE	0.08	2	U	U	2	200	µg/L
HSL004DR	5/7/2014	DIBROMOCHLOROMETHANE	0.3	1	U	U	1	80	µg/L
HSL004DR	5/7/2014	DIBROMOCHLOROMETHANE	0.3	1	U	U	1	80	µg/L
HSL004DR	4/22/2015	DIBROMOCHLOROMETHANE	0.13	1	U	U	1	80	µg/L
HSL004DR	5/7/2014	CYCLOHEXANE	0.3	1	U	U	1	13000	µg/L
HSL004DR	5/7/2014	CYCLOHEXANE	0.3	1	U	U	1	13000	µg/L
HSL004DR	4/22/2015	CYCLOHEXANE	0.07	1	U	U	1	13000	µg/L
HSL004DR	5/7/2014	CUMENE (ISOPROPYLBENZENE)	0.3	1	U	U	1	450	µg/L
HSL004DR	5/7/2014	CUMENE (ISOPROPYLBENZENE)	0.3	1	U	U	1	450	µg/L
HSL004DR	4/22/2015	CUMENE (ISOPROPYLBENZENE)	0.08	1	U	U	1	450	µg/L
HSL004DR	5/7/2014	CIS-1,3-DICHLOROPROPENE	0.3	1	U	U	1	0.47	µg/L
HSL004DR	5/7/2014	CIS-1,3-DICHLOROPROPENE	0.3	1	U	U	1	0.47	µg/L
HSL004DR	4/22/2015	CIS-1,3-DICHLOROPROPENE	0.07	1	U	U	1	0.47	µg/L
HSL004DR	5/7/2014	CIS-1,2-DICHLOROETHYLENE	0.3	1	U	U	1	0.47	µg/L
HSL004DR	5/7/2014	CIS-1,2-DICHLOROETHYLENE	0.3	1	U	U	1	0.47	µg/L
HSL004DR	4/22/2015	CIS-1,2-DICHLOROETHYLENE	0.09	1	U	U	1	0.47	µg/L
HSL004DR	5/7/2014	CHLOROMETHANE (METHYL CHLORIDE)	0.3	1	U	U	1	190	µg/L
HSL004DR	5/7/2014	CHLOROMETHANE (METHYL CHLORIDE)	0.3	1	U	U	1	190	µg/L
HSL004DR	4/22/2015	CHLOROMETHANE (METHYL CHLORIDE)	0.08	2	U	U	2	190	µg/L
HSL004DR	5/7/2014	CHLOROFORM	0.3	1	U	U	1	80	µg/L
HSL004DR	5/7/2014	CHLOROFORM	0.3	1	U	U	1	80	µg/L
HSL004DR	4/22/2015	CHLOROFORM	0.1	1	U	U	1	80	µg/L
HSL004DR	5/7/2014	CHLOROETHENE (VINYL CHLORIDE)	0.3	1	U	U	1	2	µg/L
HSL004DR	5/7/2014	CHLOROETHENE (VINYL CHLORIDE)	0.3	1	U	U	1	2	µg/L
HSL004DR	4/22/2015	CHLOROETHENE (VINYL CHLORIDE)	0.08	2	U	U	2	2	µg/L
HSL004DR	5/7/2014	CHLOROETHANE (ETHYL CHLORIDE)	0.3	1	U	U	1	21000	µg/L
HSL004DR	5/7/2014	CHLOROETHANE (ETHYL CHLORIDE)	0.3	1	U	U	1	21000	µg/L
HSL004DR	4/22/2015	CHLOROETHANE (ETHYL CHLORIDE)	0.1	2	U	U	2	21000	µg/L
HSL004DR	5/7/2014	CHLOROBENZENE	0.3	1	U	U	1	100	µg/L
HSL004DR	5/7/2014	CHLOROBENZENE	0.3	1	U	U	1	100	µg/L
HSL004DR	4/22/2015	CHLOROBENZENE	0.15	1	U	U	1	100	µg/L
HSL004DR	5/5/2010	CARBON TETRACHLORIDE	1.04	2	U	U	2	5	µg/L
HSL004DR	5/3/2011	CARBON TETRACHLORIDE	0.13	2	U	U	2	5	µg/L
HSL004DR	5/3/2011	CARBON TETRACHLORIDE	0.13	2	U	U	2	5	µg/L
HSL004DR	5/1/2012	CARBON TETRACHLORIDE	0.13	2	U	U	2	5	µg/L
HSL004DR	5/8/2013	CARBON TETRACHLORIDE	0.13	2	U	U	2	5	µg/L
HSL004DR	5/7/2014	CARBON TETRACHLORIDE	0.3	1	U	U	1	5	µg/L
HSL004DR	5/7/2014	CARBON TETRACHLORIDE	0.3	1	U	U	1	5	µg/L
HSL004DR	4/22/2015	CARBON TETRACHLORIDE	0.13	1	U	U	1	5	µg/L

Bold indicates concentration exceeds the MCL or USEPA Regional Screening Levels, http://epa.gov/reg3hwmd/risk/human/rb-concentration_table/index.htm. (May 2016 RSL Table)

Scoping Summary for the GSA
Eastern Groundwater Operable Unit (U)
September 2018

WSRC-RP-2000-4134
Final
Appendix A, Page A-64 of A-70

Station	Date	Analyte	MDL	PQL	Lab Qual	EPA Qual	Result	MCL/RSI	Units
HSL004DR	5/2/2016	CARBON TETRACHLORIDE	0.3	1	U	U	1	5	µg/L
HSL004DR	4/26/2017	CARBON TETRACHLORIDE	0.333	1	U	U	1	5	µg/L
HSL004DR	5/7/2014	CARBON DISULFIDE	1.5	5	U	U	5	810	µg/L
HSL004DR	5/7/2014	CARBON DISULFIDE	1.5	5	U	U	5	810	µg/L
HSL004DR	4/22/2015	CARBON DISULFIDE	0.05	1	U	U	1	810	µg/L
HSL004DR	5/7/2014	BROMOMETHANE (METHYL BROMIDE)	0.3	1	U	U	1	75	µg/L
HSL004DR	5/7/2014	BROMOMETHANE (METHYL BROMIDE)	0.3	1	U	U	1	75	µg/L
HSL004DR	4/22/2015	BROMOMETHANE (METHYL BROMIDE)	0.25	2	U	U	2	75	µg/L
HSL004DR	5/7/2014	BROMOFORM (TRIBROMOMETHANE)	0.3	1	U	U	1	80	µg/L
HSL004DR	5/7/2014	BROMOFORM (TRIBROMOMETHANE)	0.3	1	U	U	1	80	µg/L
HSL004DR	4/22/2015	BROMOFORM (TRIBROMOMETHANE)	0.17	1	U	U	1	80	µg/L
HSL004DR	5/7/2014	BROMODICHLOROMETHANE	0.3	1	U	U	1	80	µg/L
HSL004DR	5/7/2014	BROMODICHLOROMETHANE	0.3	1	U	U	1	80	µg/L
HSL004DR	4/22/2015	BROMODICHLOROMETHANE	0.09	1	U	U	1	80	µg/L
HSL004DR	5/7/2014	BROMOCHLOROMETHANE	0.3	1	U	U	1	83	µg/L
HSL004DR	5/7/2014	BROMOCHLOROMETHANE	0.3	1	U	U	1	83	µg/L
HSL004DR	4/22/2015	BROMOCHLOROMETHANE	0.13	1	U	U	1	83	µg/L
HSL004DR	5/7/2014	BENZENE	0.3	1	U	U	1	5	µg/L
HSL004DR	5/7/2014	BENZENE	0.3	1	U	U	1	5	µg/L
HSL004DR	4/22/2015	BENZENE	0.06	1	U	U	1	5	µg/L
HSL004DR	5/7/2014	ACETONE	1.5	5	U	U	5	14000	µg/L
HSL004DR	5/7/2014	ACETONE	1.5	5	U	U	5	14000	µg/L
HSL004DR	4/22/2015	ACETONE	0.34	2	U	U	2	14000	µg/L
HSL004DR	5/7/2014	2-HEXANONE	1.5	5	U	U	5	38	µg/L
HSL004DR	5/7/2014	2-HEXANONE	1.5	5	U	U	5	38	µg/L
HSL004DR	4/22/2015	2-HEXANONE	0.22	5	U	U	5	38	µg/L
HSL004DR	5/7/2014	1,4-DIOXANE	15	50	U	U	50	0.46	µg/L
HSL004DR	5/7/2014	1,4-DIOXANE	15	50	U	U	50	0.46	µg/L
HSL004DR	4/22/2015	1,4-DIOXANE	7.6	80	U	U	80	0.46	µg/L
HSL004DR	5/7/2014	1,4-DICHLOROBENZENE	0.3	1	U	U	1		µg/L
HSL004DR	5/7/2014	1,4-DICHLOROBENZENE	0.3	1	U	U	1		µg/L
HSL004DR	4/22/2015	1,4-DICHLOROBENZENE	0.12	1	U	U	1		µg/L
HSL004DR	5/7/2014	1,3-DICHLOROBENZENE	0.3	1	U	U	1		µg/L
HSL004DR	5/7/2014	1,3-DICHLOROBENZENE	0.3	1	U	U	1		µg/L
HSL004DR	4/22/2015	1,3-DICHLOROBENZENE	0.08	1	U	U	1		µg/L
HSL004DR	5/7/2014	1,2-DICHLOROPROPANE	0.3	1	U	U	1	5	µg/L
HSL004DR	5/7/2014	1,2-DICHLOROPROPANE	0.3	1	U	U	1	5	µg/L
HSL004DR	4/22/2015	1,2-DICHLOROPROPANE	0.1	1	U	U	1	5	µg/L
HSL004DR	5/7/2014	1,2-DICHLOROETHANE (EDC)	0.3	1	U	U	1	5	µg/L
HSL004DR	5/7/2014	1,2-DICHLOROETHANE (EDC)	0.3	1	U	U	1	5	µg/L
HSL004DR	4/22/2015	1,2-DICHLOROETHANE (EDC)	0.1	1	U	U	1	5	µg/L
HSL004DR	5/7/2014	1,2-DICHLOROBENZENE	0.3	1	U	U	1	600	µg/L
HSL004DR	5/7/2014	1,2-DICHLOROBENZENE	0.3	1	U	U	1	600	µg/L
HSL004DR	4/22/2015	1,2-DICHLOROBENZENE	0.06	1	U	U	1	600	µg/L
HSL004DR	5/7/2014	1,2-DIBROMOETHANE	0.3	1	U	U	1	0.5	µg/L
HSL004DR	5/7/2014	1,2-DIBROMOETHANE	0.3	1	U	U	1	0.5	µg/L
HSL004DR	4/22/2015	1,2-DIBROMOETHANE	0.13	1	U	U	1	0.5	µg/L
HSL004DR	5/7/2014	1,2-DIBROMO-3-CHLOROPROPANE	0.5	1	U	U	1	0.2	µg/L
HSL004DR	5/7/2014	1,2-DIBROMO-3-CHLOROPROPANE	0.5	1	U	U	1	0.2	µg/L
HSL004DR	4/22/2015	1,2-DIBROMO-3-CHLOROPROPANE	0.41	1	U	U	1	0.2	µg/L
HSL004DR	5/7/2014	1,2,4-TRICHLOROBENZENE	0.3	1	U	U	1	7	µg/L
HSL004DR	5/7/2014	1,2,4-TRICHLOROBENZENE	0.3	1	U	U	1	7	µg/L
HSL004DR	4/22/2015	1,2,4-TRICHLOROBENZENE	0.08	1	U	U	1	7	µg/L
HSL004DR	5/7/2014	1,2,3-TRICHLOROBENZENE	0.3	1	U	U	1	7	µg/L
HSL004DR	5/7/2014	1,2,3-TRICHLOROBENZENE	0.3	1	U	U	1	7	µg/L
HSL004DR	4/22/2015	1,2,3-TRICHLOROBENZENE	0.09	1	U	U	1	7	µg/L
HSL004DR	5/7/2014	1,1-DICHLOROETHYLENE	0.3	1	U	U	1	7	µg/L
HSL004DR	5/7/2014	1,1-DICHLOROETHYLENE	0.3	1	U	U	1	7	µg/L
HSL004DR	4/22/2015	1,1-DICHLOROETHYLENE	0.08	1	U	U	1	7	µg/L
HSL004DR	5/5/2010	1,1-DICHLOROETHANE	0.9	2	U	U	2	2.8	µg/L
HSL004DR	5/3/2011	1,1-DICHLOROETHANE	0.1	2	U	U	2	2.8	µg/L
HSL004DR	5/3/2011	1,1-DICHLOROETHANE	0.1	2	U	U	2	2.8	µg/L
HSL004DR	5/1/2012	1,1-DICHLOROETHANE	0.1	2	U	U	2	2.8	µg/L
HSL004DR	5/8/2013	1,1-DICHLOROETHANE	0.1	2	U	U	2	2.8	µg/L
HSL004DR	5/7/2014	1,1-DICHLOROETHANE	0.3	1	U	U	1	2.8	µg/L
HSL004DR	5/7/2014	1,1-DICHLOROETHANE	0.3	1	U	U	1	2.8	µg/L
HSL004DR	4/22/2015	1,1-DICHLOROETHANE	0.07	1	U	U	1	2.8	µg/L
HSL004DR	5/2/2016	1,1-DICHLOROETHANE	0.3	1	U	U	1	2.8	µg/L
HSL004DR	4/26/2017	1,1-DICHLOROETHANE	0.333	1	U	U	1	2.8	µg/L
HSL004DR	5/7/2014	1,1,2-TRICHLOROETHANE	0.3	1	U	U	1	5	µg/L
HSL004DR	5/7/2014	1,1,2-TRICHLOROETHANE	0.3	1	U	U	1	5	µg/L

Bold indicates concentration exceeds the MCL or USEPA Regional Screening Levels, http://epa.gov/reg3hwmd/risk/human/rb-concentration_table/index.htm. (May 2016 RSL Table)

Scoping Summary for the GSA
Eastern Groundwater Operable Unit (U)
September 2018

WSRC-RP-2000-4134
Final
Appendix A, Page A-65 of A-70

Station	Date	Analyte	MDL	PQL	Lab Qual	EPA Qual	Result	MCL/RSL	Units
HSL004DR	4/22/2015	1,1,2-TRICHLOROETHANE	0.15	1	U	U	1	5	µg/L
HSL004DR	5/7/2014	1,1,2-TRICHLORO-1,2,2-TRIFLUOROETHANE	2	5	U	U	5		µg/L
HSL004DR	5/7/2014	1,1,2-TRICHLORO-1,2,2-TRIFLUOROETHANE	2	5	U	U	5		µg/L
HSL004DR	4/22/2015	1,1,2-TRICHLORO-1,2,2-TRIFLUOROETHANE	0.1	1	U	U	1		µg/L
HSL004DR	5/7/2014	1,1,2,2-TETRACHLOROETHANE	0.3	1	U	U	1	0.076	µg/L
HSL004DR	5/7/2014	1,1,2,2-TETRACHLOROETHANE	0.3	1	U	U	1	0.076	µg/L
HSL004DR	4/22/2015	1,1,2,2-TETRACHLOROETHANE	0.1	1	U	U	1	0.076	µg/L
HSL004DR	5/5/2010	1,1,1-TRICHLOROETHANE	0.79	2	U	U	2	200	µg/L
HSL004DR	5/3/2011	1,1,1-TRICHLOROETHANE	0.15	2	U	U	2	200	µg/L
HSL004DR	5/3/2011	1,1,1-TRICHLOROETHANE	0.15	2	U	U	2	200	µg/L
HSL004DR	5/1/2012	1,1,1-TRICHLOROETHANE	0.15	2	U	U	2	200	µg/L
HSL004DR	5/8/2013	1,1,1-TRICHLOROETHANE	0.15	2	U	U	2	200	µg/L
HSL004DR	5/7/2014	1,1,1-TRICHLOROETHANE	0.3	1	U	U	1	200	µg/L
HSL004DR	5/7/2014	1,1,1-TRICHLOROETHANE	0.3	1	U	U	1	200	µg/L
HSL004DR	4/22/2015	1,1,1-TRICHLOROETHANE	0.07	1	U	U	1	200	µg/L
HSL004DR	5/2/2016	1,1,1-TRICHLOROETHANE	0.3	1	U	U	1	200	µg/L
HSL004DR	4/26/2017	1,1,1-TRICHLOROETHANE	0.333	1	U	U	1	200	µg/L
HTF 12D	5/11/2010	TRITIUM	0.435	1.57			7.84	20	pCi/mL
HTF 12D	5/9/2011	TRITIUM	0.501	1.65			7.11	20	pCi/mL
HTF 12D	5/1/2012	TRITIUM	0.492	1.79			9.36	20	pCi/mL
HTF 12D	5/6/2013	TRITIUM	0.398	1.49			6.83	20	pCi/mL
HTF 12D	5/6/2014	TRITIUM	0.387	1.38			5.8	20	pCi/mL
HTF 12D	5/6/2014	TRICHLOROFLUOROMETHANE	0.3	1	U	U	1	5200	µg/L
HTF 12D	5/11/2010	TRICHLOROETHYLENE (TCE)	0.97	2	U	U	2	5	µg/L
HTF 12D	5/11/2010	TRICHLOROETHYLENE (TCE)	0.97	2	U	U	2	5	µg/L
HTF 12D	5/9/2011	TRICHLOROETHYLENE (TCE)	0.1	2	U	U	2	5	µg/L
HTF 12D	5/1/2012	TRICHLOROETHYLENE (TCE)	0.1	2	U	U	2	5	µg/L
HTF 12D	5/6/2013	TRICHLOROETHYLENE (TCE)	0.1	2	U	U	2	5	µg/L
HTF 12D	5/6/2014	TRICHLOROETHYLENE (TCE)	0.3	1	U	U	1	5	µg/L
HTF 12D	5/6/2014	TRANS-1,3-DICHLOROPROPENE	0.3	1	U	U	1	0.47	µg/L
HTF 12D	5/6/2014	TRANS-1,2-DICHLOROETHYLENE	0.3	1	U	U	1	100	µg/L
HTF 12D	5/6/2014	TOLUENE	0.3	1	U	U	1	1000	µg/L
HTF 12D	5/6/2014	TETRACHLOROETHYLENE (PCE)	0.3	1	U	U	1	5	µg/L
HTF 12D	5/6/2014	STYRENE	0.3	1	U	U	1	100	µg/L
HTF 12D	5/1/2012	SODIUM	0.04	0.4			17.5		µg/L
HTF 12D	5/6/2014	O-XYLENE	0.3	1	U	U	1	190	µg/L
HTF 12D	5/11/2010	NONVOLATILE BETA	4.34	9.62	U	U	1.68	50	pCi/L
HTF 12D	5/9/2011	NONVOLATILE BETA	4.6	9	U	U	-1.64	50	pCi/L
HTF 12D	5/1/2012	NONVOLATILE BETA	4.78	10.8	U	U	2.46	50	pCi/L
HTF 12D	5/6/2013	NONVOLATILE BETA	4.66	11.3	U	U	4.46	50	pCi/L
HTF 12D	5/6/2014	NONVOLATILE BETA	4.03	9.22	U	U	1.73	50	pCi/L
HTF 12D	5/1/2012	NITRATE-NITRITE AS NITROGEN	0.01	0.02			0.593	10	mg/L
HTF 12D	5/6/2014	METHYLCYCLOHEXANE	0.3	1	U	U	1		µg/L
HTF 12D	5/6/2014	METHYL TERTIARY BUTYL ETHER (MTBE)	0.3	1	U	U	1	14	µg/L
HTF 12D	5/6/2014	METHYL ISOBUTYL KETONE	1.5	5	U	U	5	6300	µg/L
HTF 12D	5/6/2014	METHYL ETHYL KETONE	1.5	5	U	U	5	5600	µg/L
HTF 12D	5/6/2014	METHYL ACETATE	1.5	5	U	U	5	20000	µg/L
HTF 12D	5/6/2014	M,P-XYLENE	0.3	2	U	U	2	190	µg/L
HTF 12D	5/11/2010	LEAD	0.4	4	J	J	0.886	15	µg/L
HTF 12D	5/9/2011	LEAD	1	10	J	J	1.31	15	µg/L
HTF 12D	5/1/2012	LEAD	1	10	J	J	2.19	15	µg/L
HTF 12D	5/6/2013	LEAD	1	10	J	J	2.99	15	µg/L
HTF 12D	5/6/2014	LEAD	0.5	5	J	J	0.577	15	µg/L
HTF 12D	5/1/2012	GROSS ALPHA	2.95	8.5	J	J	3.17	15	pCi/L
HTF 12D	5/6/2013	GROSS ALPHA	2.83	8.26	J	J	3.16	15	pCi/L
HTF 12D	5/6/2014	GROSS ALPHA	2.6	5.3	U	U	0.496	15	pCi/L
HTF 12D	5/6/2014	ETHYLBENZENE	0.3	1	U	U	1	700	µg/L
HTF 12D	5/6/2014	DICHLOROMETHANE (METHYLENE CHLORIDE)	1	5	U	U	5	5	µg/L
HTF 12D	5/6/2014	DICHLORODIFLUOROMETHANE	0.3	1	U	U	1	200	µg/L
HTF 12D	5/6/2014	DIBROMOCHLOROMETHANE	0.3	1	U	U	1	80	µg/L
HTF 12D	5/6/2014	CYCLOHEXANE	0.3	1	U	U	1	13000	µg/L
HTF 12D	5/6/2014	CUMENE (ISOPROPYLBENZENE)	0.3	1	U	U	1	450	µg/L
HTF 12D	5/6/2014	CIS-1,3-DICHLOROPROPENE	0.3	1	U	U	1	0.47	µg/L
HTF 12D	5/6/2014	CIS-1,2-DICHLOROETHYLENE	0.3	1	U	U	1	0.47	µg/L
HTF 12D	5/1/2012	CHROMIUM	20	200	U	U	200	100	µg/L
HTF 12D	5/6/2014	CHLOROMETHANE (METHYL CHLORIDE)	0.3	1	U	U	1	190	µg/L
HTF 12D	5/6/2014	CHLOROFORM	0.3	1	U	U	1	80	µg/L
HTF 12D	5/6/2014	CHLOROETHENE (VINYL CHLORIDE)	0.3	1	U	U	1	2	µg/L
HTF 12D	5/6/2014	CHLOROETHANE (ETHYL CHLORIDE)	0.3	1	U	U	1	21000	µg/L
HTF 12D	5/6/2014	CHLOROBENZENE	0.3	1	U	U	1	100	µg/L
HTF 12D	5/11/2010	CARBON TETRACHLORIDE	1.04	2	U	U	2	5	µg/L

Bold indicates concentration exceeds the MCL or USEPA Regional Screening Levels, http://epa.gov/reg3hwmd/risk/human/rb-concentration_table/index.htm. (May 2016 RSL Table)

Scoping Summary for the GSA
Eastern Groundwater Operable Unit (U)
September 2018

WSRC-RP-2000-4134
Final
Appendix A, Page A-66 of A-70

Station	Date	Analyte	MDL	PQL	Lab Qual	EPA Qual	Result	MCL/RSL	Units
HTF 12D	5/11/2010	CARBON TETRACHLORIDE	1.04	2	U	U	2	5	µg/L
HTF 12D	5/9/2011	CARBON TETRACHLORIDE	0.13	2	U	U	2	5	µg/L
HTF 12D	5/1/2012	CARBON TETRACHLORIDE	0.13	2	U	U	2	5	µg/L
HTF 12D	5/6/2013	CARBON TETRACHLORIDE	0.13	2	U	U	2	5	µg/L
HTF 12D	5/6/2014	CARBON TETRACHLORIDE	0.3	1	U	U	1	5	µg/L
HTF 12D	5/6/2014	CARBON DISULFIDE	1.5	5	U	U	5	810	µg/L
HTF 12D	5/11/2010	CADMIUM	0.2	2	U	U	2	5	µg/L
HTF 12D	5/9/2011	CADMIUM	0.2	2	U	U	2	5	µg/L
HTF 12D	5/1/2012	CADMIUM	0.2	2	U	U	2	5	µg/L
HTF 12D	5/6/2013	CADMIUM	0.2	2	U	U	2	5	µg/L
HTF 12D	5/6/2014	CADMIUM	0.1	1	U	U	1	5	µg/L
HTF 12D	5/6/2014	BROMOMETHANE (METHYL BROMIDE)	0.3	1	U	U	1	75	µg/L
HTF 12D	5/6/2014	BROMOFORM (TRIBROMOMETHANE)	0.3	1	U	U	1	80	µg/L
HTF 12D	5/6/2014	BROMODICHLOROMETHANE	0.3	1	U	U	1	80	µg/L
HTF 12D	5/6/2014	BROMOCHLOROMETHANE	0.3	1	U	U	1	83	µg/L
HTF 12D	5/6/2014	BENZENE	0.3	1	U	U	1	5	µg/L
HTF 12D	5/6/2014	ACETONE	1.5	5	U	U	5	14000	µg/L
HTF 12D	5/6/2014	2-HEXANONE	1.5	5	U	U	5	38	µg/L
HTF 12D	5/6/2014	1,4-DIOXANE	15	50	U	U	50	0.46	µg/L
HTF 12D	5/6/2014	1,4-DICHLOROBENZENE	0.3	1	U	U	1		µg/L
HTF 12D	5/6/2014	1,3-DICHLOROBENZENE	0.3	1	U	U	1		µg/L
HTF 12D	5/6/2014	1,2-DICHLOROPROPANE	0.3	1	U	U	1	5	µg/L
HTF 12D	5/6/2014	1,2-DICHLOROETHANE (EDC)	0.3	1	U	U	1	5	µg/L
HTF 12D	5/6/2014	1,2-DICHLOROBENZENE	0.3	1	U	U	1	600	µg/L
HTF 12D	5/6/2014	1,2-DIBROMOETHANE	0.3	1	U	U	1	0.5	µg/L
HTF 12D	5/6/2014	1,2-DIBROMO-3-CHLOROPROPANE	0.5	1	U	U	1	0.2	µg/L
HTF 12D	5/6/2014	1,2,4-TRICHLOROBENZENE	0.3	1	U	U	1	7	µg/L
HTF 12D	5/6/2014	1,2,3-TRICHLOROBENZENE	0.3	1	U	U	1	7	µg/L
HTF 12D	5/6/2014	1,1-DICHLOROETHYLENE	0.3	1	U	U	1	7	µg/L
HTF 12D	5/11/2010	1,1-DICHLOROETHANE	0.9	2	U	U	2	2.8	µg/L
HTF 12D	5/11/2010	1,1-DICHLOROETHANE	0.9	2	U	U	2	2.8	µg/L
HTF 12D	5/9/2011	1,1-DICHLOROETHANE	0.1	2	U	U	2	2.8	µg/L
HTF 12D	5/1/2012	1,1-DICHLOROETHANE	0.1	2	U	U	2	2.8	µg/L
HTF 12D	5/6/2013	1,1-DICHLOROETHANE	0.1	2	U	U	2	2.8	µg/L
HTF 12D	5/6/2014	1,1-DICHLOROETHANE	0.3	1	U	U	1	2.8	µg/L
HTF 12D	5/6/2014	1,1,2-TRICHLOROETHANE	0.3	1	U	U	1	5	µg/L
HTF 12D	5/6/2014	1,1,2-TRICHLORO-1,2,2-TRIFLUOROETHANE	2	5	U	U	5		µg/L
HTF 12D	5/6/2014	1,1,2,2-TETRACHLOROETHANE	0.3	1	U	U	1	0.076	µg/L
HTF 12D	5/11/2010	1,1,1-TRICHLOROETHANE	0.79	2	U	U	2	200	µg/L
HTF 12D	5/11/2010	1,1,1-TRICHLOROETHANE	0.79	2	U	U	2	200	µg/L
HTF 12D	5/9/2011	1,1,1-TRICHLOROETHANE	0.15	2	U	U	2	200	µg/L
HTF 12D	5/1/2012	1,1,1-TRICHLOROETHANE	0.15	2	U	U	2	200	µg/L
HTF 12D	5/6/2013	1,1,1-TRICHLOROETHANE	0.15	2	U	U	2	200	µg/L
HTF 12D	5/6/2014	1,1,1-TRICHLOROETHANE	0.3	1	U	U	1	200	µg/L
HTF 15D	5/11/2010	TRITIUM	0.434	1.53			7.21	20	pCi/mL
HTF 15D	5/9/2011	TRITIUM	0.505	1.53			4.96	20	pCi/mL
HTF 15D	5/9/2011	TRITIUM	0.503	1.52			4.95	20	pCi/mL
HTF 15D	5/1/2012	TRITIUM	0.488	1.56			5.73	20	pCi/mL
HTF 15D	5/1/2012	TRITIUM	0.484	1.53			5.4	20	pCi/mL
HTF 15D	5/6/2013	TRITIUM	0.398	1.42			5.77	20	pCi/mL
HTF 15D	5/6/2014	TRITIUM	0.383	1.37			5.81	20	pCi/mL
HTF 15D	5/6/2014	TRICHLOROFLUOROMETHANE	0.3	1	U	U	1	5200	µg/L
HTF 15D	5/11/2010	TRICHLOROETHYLENE (TCE)	0.97	2	U	U	2	5	µg/L
HTF 15D	5/9/2011	TRICHLOROETHYLENE (TCE)	0.1	2	U	U	2	5	µg/L
HTF 15D	5/1/2012	TRICHLOROETHYLENE (TCE)	0.1	2	U	U	2	5	µg/L
HTF 15D	5/6/2013	TRICHLOROETHYLENE (TCE)	0.1	2	U	U	2	5	µg/L
HTF 15D	5/6/2014	TRICHLOROETHYLENE (TCE)	0.3	1	U	U	1	5	µg/L
HTF 15D	5/6/2014	TRANS-1,3-DICHLOROPROPENE	0.3	1	U	U	1	0.47	µg/L
HTF 15D	5/6/2014	TRANS-1,2-DICHLOROETHYLENE	0.3	1	U	U	1	100	µg/L
HTF 15D	5/6/2014	TOLUENE	0.3	1	U	U	1	1000	µg/L
HTF 15D	5/6/2014	TETRACHLOROETHYLENE (PCE)	0.3	1	U	U	1	5	µg/L
HTF 15D	5/6/2014	STYRENE	0.3	1	U	U	1	100	µg/L
HTF 15D	5/1/2012	SODIUM	0.04	0.4			8.07		µg/L
HTF 15D	5/6/2014	O-XYLENE	0.3	1	U	U	1	190	µg/L
HTF 15D	5/11/2010	NONVOLATILE BETA	4.09	8.72	U	U	0.751	50	pCi/L
HTF 15D	5/9/2011	NONVOLATILE BETA	4.37	9.59	U	U	1	50	pCi/L
HTF 15D	5/1/2012	NONVOLATILE BETA	4.51	9.54	U	U	0.435	50	pCi/L
HTF 15D	5/6/2013	NONVOLATILE BETA	4.58	10.5	U	U	2.51	50	pCi/L
HTF 15D	5/6/2014	NONVOLATILE BETA	4.02	9.33	U	U	2.07	50	pCi/L
HTF 15D	5/1/2012	NITRATE-NITRITE AS NITROGEN	0.01	0.02			1.27	10	mg/L
HTF 15D	5/6/2014	METHYLCYCLOHEXANE	0.3	1	U	U	1		µg/L

Bold indicates concentration exceeds the MCL or USEPA Regional Screening Levels, http://epa.gov/reg3hwmd/risk/human/rb-concentration_table/index.htm. (May 2016 RSL Table)

Scoping Summary for the GSA
Eastern Groundwater Operable Unit (U)
September 2018

WSRC-RP-2000-4134
Final
Appendix A, Page A-67 of A-70

Station	Date	Analyte	MDL	PQL	Lab Qual	EPA Qual	Result	MCL/RSL	Units
HTF 15D	5/6/2014	METHYL TERTIARY BUTYL ETHER (MTBE)	0.3	1	U	U	1	14	µg/L
HTF 15D	5/6/2014	METHYL ISOBUTYL KETONE	1.5	5	U	U	5	6300	µg/L
HTF 15D	5/6/2014	METHYL ETHYL KETONE	1.5	5	U	U	5	5600	µg/L
HTF 15D	5/6/2014	METHYL ACETATE	1.5	5	U	U	5	20000	µg/L
HTF 15D	5/6/2014	M,P-XYLENE	0.3	2	U	U	2	190	µg/L
HTF 15D	5/11/2010	LEAD	0.4	4	U	U	4	15	µg/L
HTF 15D	5/11/2010	LEAD	0.4	4	U	U	4	15	µg/L
HTF 15D	5/9/2011	LEAD	1	10	U	U	10	15	µg/L
HTF 15D	5/9/2011	LEAD	1	10	U	U	10	15	µg/L
HTF 15D	5/1/2012	LEAD	1	10	U	U	10	15	µg/L
HTF 15D	5/6/2013	LEAD	1	10	U	U	10	15	µg/L
HTF 15D	5/6/2014	LEAD	0.5	5	J	J	4.91	15	µg/L
HTF 15D	5/1/2012	GROSS ALPHA	2.72	5.57	U	U	0.553	15	pCi/L
HTF 15D	5/6/2013	GROSS ALPHA	2.56	7.12	U	U	2.4	15	pCi/L
HTF 15D	5/6/2014	GROSS ALPHA	2.3	6.56	J	J	2.41	15	pCi/L
HTF 15D	5/6/2014	ETHYLBENZENE	0.3	1	U	U	1	700	µg/L
HTF 15D	5/6/2014	DICHLOROMETHANE (METHYLENE CHLORIDE)	1	5	U	U	5	5	µg/L
HTF 15D	5/6/2014	DICHLORODIFLUOROMETHANE	0.3	1	U	U	1	200	µg/L
HTF 15D	5/6/2014	DIBROMOCHLOROMETHANE	0.3	1	U	U	1	80	µg/L
HTF 15D	5/6/2014	CYCLOHEXANE	0.3	1	U	U	1	13000	µg/L
HTF 15D	5/6/2014	CUMENE (ISOPROPYLBENZENE)	0.3	1	U	U	1	450	µg/L
HTF 15D	5/6/2014	CIS-1,3-DICHLOROPROPENE	0.3	1	U	U	1	0.47	µg/L
HTF 15D	5/6/2014	CIS-1,2-DICHLOROETHYLENE	0.3	1	U	U	1	0.47	µg/L
HTF 15D	5/1/2012	CHROMIUM	20	200	U	U	200	100	µg/L
HTF 15D	5/6/2014	CHLOROMETHANE (METHYL CHLORIDE)	0.3	1	U	U	1	190	µg/L
HTF 15D	5/6/2014	CHLOROFORM	0.3	1	U	U	1	80	µg/L
HTF 15D	5/6/2014	CHLOROETHENE (VINYL CHLORIDE)	0.3	1	U	U	1	2	µg/L
HTF 15D	5/6/2014	CHLOROETHANE (ETHYL CHLORIDE)	0.3	1	U	U	1	21000	µg/L
HTF 15D	5/6/2014	CHLOROBENZENE	0.3	1	U	U	1	100	µg/L
HTF 15D	5/11/2010	CARBON TETRACHLORIDE	1.04	2	U	U	2	5	µg/L
HTF 15D	5/9/2011	CARBON TETRACHLORIDE	0.13	2	U	U	2	5	µg/L
HTF 15D	5/1/2012	CARBON TETRACHLORIDE	0.13	2	U	U	2	5	µg/L
HTF 15D	5/6/2013	CARBON TETRACHLORIDE	0.13	2	U	U	2	5	µg/L
HTF 15D	5/6/2014	CARBON TETRACHLORIDE	0.3	1	U	U	1	5	µg/L
HTF 15D	5/6/2014	CARBON DISULFIDE	1.5	5	U	U	5	810	µg/L
HTF 15D	5/11/2010	CADMIUM	0.2	2	U	U	2	5	µg/L
HTF 15D	5/11/2010	CADMIUM	0.2	2	U	U	2	5	µg/L
HTF 15D	5/9/2011	CADMIUM	0.2	2	U	U	2	5	µg/L
HTF 15D	5/9/2011	CADMIUM	0.2	2	U	U	2	5	µg/L
HTF 15D	5/1/2012	CADMIUM	0.2	2	J	J	0.206	5	µg/L
HTF 15D	5/6/2013	CADMIUM	0.2	2	J	J	0.267	5	µg/L
HTF 15D	5/6/2014	CADMIUM	0.1	1	U	U	1	5	µg/L
HTF 15D	5/6/2014	BROMOMETHANE (METHYL BROMIDE)	0.3	1	U	U	1	75	µg/L
HTF 15D	5/6/2014	BROMOFORM (TRIBROMOMETHANE)	0.3	1	U	U	1	80	µg/L
HTF 15D	5/6/2014	BROMODICHLOROMETHANE	0.3	1	U	U	1	80	µg/L
HTF 15D	5/6/2014	BROMOCHLOROMETHANE	0.3	1	U	U	1	83	µg/L
HTF 15D	5/6/2014	BENZENE	0.3	1	U	U	1	5	µg/L
HTF 15D	5/6/2014	ACETONE	1.5	5	U	U	5	14000	µg/L
HTF 15D	5/6/2014	2-HEXANONE	1.5	5	U	U	5	38	µg/L
HTF 15D	5/6/2014	1,4-DIOXANE	15	50	U	U	50	0.46	µg/L
HTF 15D	5/6/2014	1,4-DICHLOROBENZENE	0.3	1	U	U	1	µg/L	
HTF 15D	5/6/2014	1,3-DICHLOROBENZENE	0.3	1	U	U	1	µg/L	
HTF 15D	5/6/2014	1,2-DICHLOROPROPANE	0.3	1	U	U	1	5	µg/L
HTF 15D	5/6/2014	1,2-DICHLOROETHANE (EDC)	0.3	1	U	U	1	5	µg/L
HTF 15D	5/6/2014	1,2-DICHLOROBENZENE	0.3	1	U	U	1	600	µg/L
HTF 15D	5/6/2014	1,2-DIBROMOETHANE	0.3	1	U	U	1	0.5	µg/L
HTF 15D	5/6/2014	1,2-DIBROMO-3-CHLOROPROPANE	0.5	1	U	U	1	0.2	µg/L
HTF 15D	5/6/2014	1,2,4-TRICHLOROBENZENE	0.3	1	U	U	1	7	µg/L
HTF 15D	5/6/2014	1,2,3-TRICHLOROBENZENE	0.3	1	U	U	1	7	µg/L
HTF 15D	5/6/2014	1,1-DICHLOROETHYLENE	0.3	1	U	U	1	7	µg/L
HTF 15D	5/11/2010	1,1-DICHLOROETHANE	0.9	2	U	U	2	2.8	µg/L
HTF 15D	5/9/2011	1,1-DICHLOROETHANE	0.1	2	U	U	2	2.8	µg/L
HTF 15D	5/1/2012	1,1-DICHLOROETHANE	0.1	2	U	U	2	2.8	µg/L
HTF 15D	5/6/2013	1,1-DICHLOROETHANE	0.1	2	U	U	2	2.8	µg/L
HTF 15D	5/6/2014	1,1-DICHLOROETHANE	0.3	1	U	U	1	2.8	µg/L
HTF 15D	5/6/2014	1,1,2-TRICHLOROETHANE	0.3	1	U	U	1	5	µg/L
HTF 15D	5/6/2014	1,1,2-TRICHLORO-1,2,2-TRIFLUOROETHANE	2	5	U	U	5	µg/L	
HTF 15D	5/6/2014	1,1,2,2-TETRACHLOROETHANE	0.3	1	U	U	1	0.076	µg/L
HTF 15D	5/11/2010	1,1,1-TRICHLOROETHANE	0.79	2	U	U	2	200	µg/L
HTF 15D	5/9/2011	1,1,1-TRICHLOROETHANE	0.15	2	U	U	2	200	µg/L
HTF 15D	5/1/2012	1,1,1-TRICHLOROETHANE	0.15	2	U	U	2	200	µg/L

Bold indicates concentration exceeds the MCL or USEPA Regional Screening Levels, http://epa.gov/reg3hwmd/risk/human/rb-concentration_table/index.htm. (May 2016 RSL Table)

Scoping Summary for the GSA
Eastern Groundwater Operable Unit (U)
September 2018

WSRC-RP-2000-4134
Final
Appendix A, Page A-68 of A-70

Station	Date	Analyte	MDL	PQL	Lab Qual	EPA Qual	Result	MCL/RSI	Units
HTF 15D	5/6/2013	1,1,1-TRICHLOROETHANE	0.15	2	U	U	2	200	µg/L
HTF 15D	5/6/2014	1,1,1-TRICHLOROETHANE	0.3	1	U	U	1	200	µg/L
SBG 6	5/4/2010	TRITIUM	0.459	1.5			5.96	20	pCi/mL
SBG 6	5/3/2011	TRITIUM	0.438	1.49			6.03	20	pCi/mL
SBG 6	5/1/2012	TRITIUM	0.488	1.58			5.99	20	pCi/mL
SBG 6	5/8/2013	TRITIUM	0.528	1.62			5.26	20	pCi/mL
SBG 6	5/8/2014	TRITIUM	0.417	1.34			4.64	20	pCi/mL
SBG 6	5/8/2014	TRICHLOROFLUOROMETHANE	0.3	1	U	U	1	5200	µg/L
SBG 6	5/4/2010	TRICHLOROETHYLENE (TCE)	0.97	2	U	U	2	5	µg/L
SBG 6	5/3/2011	TRICHLOROETHYLENE (TCE)	0.1	2	U	U	2	5	µg/L
SBG 6	5/1/2012	TRICHLOROETHYLENE (TCE)	0.1	2	U	U	2	5	µg/L
SBG 6	5/8/2013	TRICHLOROETHYLENE (TCE)	0.1	2	U	U	2	5	µg/L
SBG 6	5/8/2014	TRICHLOROETHYLENE (TCE)	0.3	1	U	U	1	5	µg/L
SBG 6	5/8/2014	TRANS-1,3-DICHLOROPROPENE	0.3	1	U	U	1	0.47	µg/L
SBG 6	5/8/2014	TRANS-1,2-DICHLOROETHYLENE	0.3	1	U	U	1	100	µg/L
SBG 6	5/8/2014	TOLUENE	0.3	1	U	U	1	1000	µg/L
SBG 6	5/8/2014	TETRACHLOROETHYLENE (PCE)	0.3	1	U	U	1	5	µg/L
SBG 6	5/8/2014	STYRENE	0.3	1	U	U	1	100	µg/L
SBG 6	5/1/2012	SODIUM	0.04	0.4			4.06		µg/L
SBG 6	5/8/2014	O-XYLENE	0.3	1	U	U	1	190	µg/L
SBG 6	5/4/2010	NONVOLATILE BETA	4.29	10.3	U	U	3.67	50	pCi/L
SBG 6	5/3/2011	NONVOLATILE BETA	4.35	9.17	U	U	0.00577	50	pCi/L
SBG 6	5/1/2012	NONVOLATILE BETA	4.7	10.4	U	U	1.52	50	pCi/L
SBG 6	5/8/2013	NONVOLATILE BETA	4.42	8.81	U	U	-0.906	50	pCi/L
SBG 6	5/8/2014	NONVOLATILE BETA	3.98	8.83	U	U	0.965	50	pCi/L
SBG 6	5/8/2014	METHYLCYCLOHEXANE	0.3	1	U	U	1		µg/L
SBG 6	5/8/2014	METHYL TERTIARY BUTYL ETHER (MTBE)	0.3	1	U	U	1	14	µg/L
SBG 6	5/8/2014	METHYL ISOBUTYL KETONE	1.5	5	U	U	5	6300	µg/L
SBG 6	5/8/2014	METHYL ETHYL KETONE	1.5	5	U	U	5	5600	µg/L
SBG 6	5/8/2014	METHYL ACETATE	1.5	5	U	U	5	20000	µg/L
SBG 6	5/8/2014	M,P-XYLENE	0.3	2	U	U	2	190	µg/L
SBG 6	5/4/2010	LEAD	0.4	4			30.3	15	µg/L
SBG 6	5/3/2011	LEAD	1	10			21	15	µg/L
SBG 6	5/3/2011	LEAD	1	10			21	15	µg/L
SBG 6	5/1/2012	LEAD	1	10			39	15	µg/L
SBG 6	5/8/2013	LEAD	1	10			41.7	15	µg/L
SBG 6	5/8/2014	LEAD	0.5	5			8.5	15	µg/L
SBG 6	5/8/2013	GROSS ALPHA	2.47	5.61	U	U	0.99	15	pCi/L
SBG 6	5/8/2014	GROSS ALPHA	2.21	5.35	U	U	1.18	15	pCi/L
SBG 6	5/8/2014	ETHYLBENZENE	0.3	1	U	U	1	700	µg/L
SBG 6	5/8/2014	DICHLOROMETHANE (METHYLENE CHLORIDE)	1	5	U	U	5	5	µg/L
SBG 6	5/8/2014	DICHLORODIFLUOROMETHANE	0.3	1	U	U	1	200	µg/L
SBG 6	5/8/2014	DIBROMOCHLOROMETHANE	0.3	1	U	U	1	80	µg/L
SBG 6	5/8/2014	CYCLOHEXANE	0.3	1	U	U	1	13000	µg/L
SBG 6	5/8/2014	CUMENE (ISOPROPYLBENZENE)	0.3	1	U	U	1	450	µg/L
SBG 6	5/8/2014	CIS-1,3-DICHLOROPROPENE	0.3	1	U	U	1	0.47	µg/L
SBG 6	5/8/2014	CIS-1,2-DICHLOROETHYLENE	0.3	1	U	U	1	0.47	µg/L
SBG 6	5/1/2012	CHROMIUM	20	200	U	U	200	100	µg/L
SBG 6	5/8/2014	CHLOROMETHANE (METHYL CHLORIDE)	0.3	1	U	U	0.35	190	µg/L
SBG 6	5/8/2014	CHLOROFORM	0.3	1	U	U	1	80	µg/L
SBG 6	5/8/2014	CHLOROETHENE (VINYL CHLORIDE)	0.3	1	U	U	1	2	µg/L
SBG 6	5/8/2014	CHLOROETHANE (ETHYL CHLORIDE)	0.3	1	U	U	1	21000	µg/L
SBG 6	5/8/2014	CHLOROBENZENE	0.3	1	U	U	1	100	µg/L
SBG 6	5/4/2010	CARBON TETRACHLORIDE	1.04	2	U	U	2	5	µg/L
SBG 6	5/3/2011	CARBON TETRACHLORIDE	0.13	2	U	U	2	5	µg/L
SBG 6	5/1/2012	CARBON TETRACHLORIDE	0.13	2	U	U	2	5	µg/L
SBG 6	5/8/2013	CARBON TETRACHLORIDE	0.13	2	U	U	2	5	µg/L
SBG 6	5/8/2014	CARBON TETRACHLORIDE	0.3	1	U	U	1	5	µg/L
SBG 6	5/8/2014	CARBON DISULFIDE	1.5	5	U	U	5	810	µg/L
SBG 6	5/4/2010	CADMIUM	0.2	2	U	U	2	5	µg/L
SBG 6	5/3/2011	CADMIUM	0.2	2	U	U	2	5	µg/L
SBG 6	5/3/2011	CADMIUM	0.2	2	U	U	2	5	µg/L
SBG 6	5/1/2012	CADMIUM	0.2	2	U	U	2	5	µg/L
SBG 6	5/8/2013	CADMIUM	0.2	2	U	U	2	5	µg/L
SBG 6	5/8/2014	CADMIUM	0.1	1	U	U	1	5	µg/L
SBG 6	5/8/2014	BROMOMETHANE (METHYL BROMIDE)	0.3	1	U	U	1	75	µg/L
SBG 6	5/8/2014	BROMOFORM (TRIBROMOMETHANE)	0.3	1	U	U	1	80	µg/L
SBG 6	5/8/2014	BROMODICHLOROMETHANE	0.3	1	U	U	1	80	µg/L
SBG 6	5/8/2014	BROMOCHLOROMETHANE	0.3	1	U	U	1	83	µg/L
SBG 6	5/8/2014	BENZENE	0.3	1	U	U	1	5	µg/L
SBG 6	5/8/2014	ACETONE	1.5	5	U	U	5	14000	µg/L

Bold indicates concentration exceeds the MCL or USEPA Regional Screening Levels, http://epa.gov/reg3hwmd/risk/human/rb-concentration_table/index.htm. (May 2016 RSL Table)

Scoping Summary for the GSA
Eastern Groundwater Operable Unit (U)
September 2018

WSRC-RP-2000-4134
Final
Appendix A, Page A-69 of A-70

Station	Date	Analyte	MDL	PQL	Lab Qual	EPA Qual	Result	MCL/RSL	Units
SBG 6	5/8/2014	2-HEXANONE	1.5	5	U	U	5	38	µg/L
SBG 6	5/8/2014	1,4-DIOXANE	15	50	U	U	50	0.46	µg/L
SBG 6	5/8/2014	1,4-DICHLOROBENZENE	0.3	1	U	U	1		µg/L
SBG 6	5/8/2014	1,3-DICHLOROBENZENE	0.3	1	U	U	1		µg/L
SBG 6	5/8/2014	1,2-DICHLOROPROPANE	0.3	1	U	U	1	5	µg/L
SBG 6	5/8/2014	1,2-DICHLOROETHANE (EDC)	0.3	1	U	U	1	5	µg/L
SBG 6	5/8/2014	1,2-DICHLOROBENZENE	0.3	1	U	U	1	600	µg/L
SBG 6	5/8/2014	1,2-DIBROMOETHANE	0.3	1	U	U	1	0.5	µg/L
SBG 6	5/8/2014	1,2-DIBROMO-3-CHLOROPROPANE	0.5	1	U	U	1	0.2	µg/L
SBG 6	5/8/2014	1,2,4-TRICHLOROBENZENE	0.3	1	U	U	1	7	µg/L
SBG 6	5/8/2014	1,2,3-TRICHLOROBENZENE	0.3	1	U	U	1	7	µg/L
SBG 6	5/8/2014	1,1-DICHLOROETHYLENE	0.3	1	U	U	1	7	µg/L
SBG 6	5/4/2010	1,1-DICHLOROETHANE	0.9	2	U	U	2	2.8	µg/L
SBG 6	5/3/2011	1,1-DICHLOROETHANE	0.1	2	U	U	2	2.8	µg/L
SBG 6	5/1/2012	1,1-DICHLOROETHANE	0.1	2	U	U	2	2.8	µg/L
SBG 6	5/8/2013	1,1-DICHLOROETHANE	0.1	2	U	U	2	2.8	µg/L
SBG 6	5/8/2014	1,1-DICHLOROETHANE	0.3	1	U	U	1	2.8	µg/L
SBG 6	5/8/2014	1,1,2-TRICHLOROETHANE	0.3	1	U	U	1	5	µg/L
SBG 6	5/8/2014	1,1,2-TRICHLORO-1,2,2-TRIFLUOROETHANE	2	5	U	U	5		µg/L
SBG 6	5/8/2014	1,1,2,2-TETRACHLOROETHANE	0.3	1	U	U	1	0.076	µg/L
SBG 6	5/4/2010	1,1,1-TRICHLOROETHANE	0.79	2	U	U	2	200	µg/L
SBG 6	5/3/2011	1,1,1-TRICHLOROETHANE	0.15	2	U	U	2	200	µg/L
SBG 6	5/1/2012	1,1,1-TRICHLOROETHANE	0.15	2	U	U	2	200	µg/L
SBG 6	5/8/2013	1,1,1-TRICHLOROETHANE	0.15	2	U	U	2	200	µg/L
SBG 6	5/8/2014	1,1,1-TRICHLOROETHANE	0.3	1	U	U	1	200	µg/L

Bold indicates concentration exceeds the MCL or USEPA Regional Screening Levels, http://epa.gov/reg3hwmd/risk/human/rb-concentration_table/index.htm. (May 2016 RSL Table)

This page was intentionally left blank.

APPENDIX B

2017 Monitoring Well Results Data Matrix Table

Key to Field Conditions Codes for Data Matrix Tables

Field Code	Explanation
A	Pump is surging excessively; aerated
B	Blank sample was collected
C	Well is continuously pumping
D	Well is dry-no sample or field data collected
E	Equipment blank was collected
I	Well went dry during sampling; field data collected but insufficient water to collect all samples
L	Well went dry before sampling began; only depth to water can be determined
N	Well was not stabilized before sampling began
P	Inaccessibility or mechanical failure prevented sample collection and field analysis of the water
S	No water in standpipe; for water level events only
T	Samples were collected, but some samples were not sent to the laboratory due to high turbidity
W	Unable to sample well because of stabilization or sampling equipment failure; water-level measurements were obtained
X	Well went dry during purging; samples collected after well recovered measurements obtained
0	OK
1	Pump Dry
2	Sampled after recovery
3	Gallons purged through sample port
4	DI water obtained from 772-7B
5	High turbidity
6	Flow meter leaking
7	Pump failure
8	Flow meter not operating
9	# gallons added
10	Well is inaccessible, well cannot be Sampled
11	Well abandoned
12	No water to surface
13	Field measurements only
14	Not all samples were collected
15	Equipment failure
16	No water in standpipe
17	Bailed well
18	Water level tape not long enough
19	Well not sampled, maintenance required
20	Well sampled, maintenance required
21	Measurement Exceeded Criteria

GSA Eastern Groundwater 2017													GSAEG OU Analyte List									
													Field Data									
			SAMPLE COLLECTION DATE	PH	SAMPLING EVENT WATER ELEVATION	SPECIFIC CONDUCTANCE	TOTAL ALKALINITY (AS CaCO3)	TURBIDITY	VOLUME PURGED	WATER TEMPERATURE	FIELD CONDITIONS	Constituent	CADMIUM	LEAD	GROSS ALPHA	NONVOLATILE BETA	TRITIUM	1,1,1-TRICHLOROETHANE	1,1-DICHLOROETHANE	CARBON TETRACHLORIDE	TRICHLOROETHYLENE (TCE)	
			day-month-year	pH	ft	uS/cm	mg/L	NTU	gal	degC		Unit	ug/L	ug/L	pCi/L	pCi/L	pCi/mL	ug/L	ug/L	ug/L	ug/L	
Station	Well Use	Aquifer Zone						15				GWPS	5	15	15	50	20	200	2.8	5	5	
CBS 1	Crouch Branch Seepine Piezometer Location	UAZ_UTRAU	26-Apr-2017	4.4	176.2	38	0	1	0	16.5	No Comments		NS	NS	NS	NS	2.56	NS	NS	NS	NS	
HHP 1D	HP52OU Monitoring Well	UAZ_UTRAU	26-Apr-2017	4.6	272.26	52	0	2.7	5	21.1	No Comments		NS	NS	<EQL (4.04)	[5.62]	3.24	<EQL (1)	<EQL (1)	<EQL (1)	<EQL (1)	
HHP 2D	HP52OU Monitoring Well	UAZ_UTRAU	26-Apr-2017	4.4	274	119	0	3.2	5	19.1	No Comments		NS	NS	[2.89]	[5.86]	3.54	<EQL (1)	<EQL (1)	<EQL (1)	<EQL (1)	
HR3 15DU	HRBOU Monitoring Well	UAZ_UTRAU	26-Apr-2017	4.3	249.44	76	0	7.9	7	19.9	No Comments		NS	NS	<EQL (4.72)	<EQL (9.84)	4.5	<EQL (1)	<EQL (1)	<EQL (1)	<EQL (1)	
HR3 16DU	HRBOU Monitoring Well	UAZ_UTRAU	26-Apr-2017	4	247.27	255	0	2	13	19.5	No Comments		NS	NS	[6.97]	<EQL (11.7)	5.12	<EQL (1)	<EQL (1)	<EQL (1)	<EQL (1)	
HAA 5D	Monitoring Well	UAZ_UTRAU	08-May-2017	4.9	275.47	104	0	2	3	22	No Comments		<EQL (1)	<EQL (5)	<EQL (3.73)	<EQL (6.92)	2.09	7.48	25.5	<EQL (1)	<EQL (1)	
HAA 9AR	Monitoring Well	GAU	26-Apr-2017	6.1	172.98	62	27	0.3	25	22.2	No Comments		<EQL (1)	<EQL (5)	<EQL (5.9)	<EQL (10.1)	<EQL (0.985)	<EQL (1)	<EQL (1)	<EQL (1)	<EQL (1)	
HAA 9D	Monitoring Well	UAZ_UTRAU	26-Apr-2017	4.4	263.76	40	0	0.5	5	21.9	No Comments		<EQL (1)	[0.597]	<EQL (3.96)	<EQL (10.1)	5.38	<EQL (1)	<EQL (1)	<EQL (1)	<EQL (1)	
HAA 11A	Monitoring Well	GAU	26-Apr-2017	5.2	173.19	69	7	0.3	22	23.4	No Comments		<EQL (1)	[0.854]	<EQL (2.94)	<EQL (9.77)	<EQL (0.966)	<EQL (1)	<EQL (1)	<EQL (1)	<EQL (1)	
HAA 11D	Monitoring Well	UAZ_UTRAU	26-Apr-2017	3.4	266.29	46	0	1.2	5	24.6	No Comments		<EQL (1)	[2.16]	<EQL (5.45)	<EQL (9.28)	7.05	<EQL (1)	<EQL (1)	<EQL (1)	<EQL (1)	
HAA 12A	Monitoring Well	GAU	26-Apr-2017	11.6	173	3435	490	1.1	22	24.5	No Comments		<EQL (1)	14.8	[27.6]	63.9	23.1	<EQL (50)	<EQL (50)	<EQL (50)	<EQL (50)	
HAA 12D	Monitoring Well	UAZ_UTRAU	26-Apr-2017	6.8	269.41	41	12	0.6	10	24.8	No Comments		<EQL (1)	[2.11]	<EQL (6.18)	[4.84]	17.9	<EQL (1)	<EQL (1)	<EQL (1)	<EQL (1)	
HAA 13A	Monitoring Well	GAU	26-Apr-2017	12	174.43	4016	290	12.2	2	22.5	No Comments		<EQL (1)	[1.11]	[9.06]	51.9	<EQL (1.08)	<EQL (50)	<EQL (50)	<EQL (50)	<EQL (50)	
HAA 13D	Monitoring Well	UAZ_UTRAU	26-Apr-2017	5.4	270.26	34	6	13.7	4	23.1	No Comments		<EQL (1)	5.89	<EQL (4.71)	<EQL (9.47)	7.68	<EQL (1)	<EQL (1)	<EQL (1)	<EQL (1)	
HAA 14A	Monitoring Well	GAU	08-May-2017	5.9	174.49	45	14	0.7	28	23.1	No Comments		<EQL (1)	<EQL (5)	<EQL (3.59)	<EQL (6.87)	<EQL (0.985)	<EQL (1)	<EQL (1)	<EQL (1)	<EQL (1)	
HAA 14D	Monitoring Well	UAZ_UTRAU	08-May-2017	4.8	269.39	34	0	0.9	6	23	No Comments		<EQL (1)	[0.98]	<EQL (3.68)	<EQL (6.75)	5.92	<EQL (1)	<EQL (1)	<EQL (1)	<EQL (1)	
HAA 15A	Monitoring Well	GAU	03-May-2017	12.1	174.99	6323	420	0.9	5	22.3	X, 2		[0.224]	19.1	56.5	99.1	[1.05]	<EQL (20)	<EQL (20)	<EQL (20)	<EQL (20)	
HAA 15D	Monitoring Well	UAZ_UTRAU	03-May-2017	6.3	271.93	45	12	1.2	5	23.3	No Comments		<EQL (1)	[2.72]	[1.78]	<EQL (7.08)	5.23	<EQL (1)	<EQL (1)	<EQL (1)	<EQL (1)	
HAA 16D	Monitoring Well	UAZ_UTRAU	NS	NS	NS	NS	NS	NS	NS	NS	No Comments		NS	NS	NS	NS	NS	NS	NS	NS	NS	
HCB 2	Monitoring Well	UAZ_UTRAU	26-Apr-2017	4.8	272.43	91	0	5.4	43	20	No Comments		[0.503]	[3.31]	17.3	<EQL (14.3)	2.77	<EQL (1)	<EQL (1)	<EQL (1)	<EQL (1)	
HGW 2D	Monitoring Well	UAZ_UTRAU	26-Apr-2017	4.2	232.66	48	0	0.6	9	20.9	No Comments		<EQL (1)	[0.852]	<EQL (5.98)	<EQL (8.67)	28.9	<EQL (1)	<EQL (1)	2.91	4.92	
HGW 3A	Monitoring Well	GAU	26-Apr-2017	6.2	171.52	75	23	0.2	24	21	No Comments		<EQL (1)	[0.572]	<EQL (4.85)	<EQL (8.99)	<EQL (1.08)	<EQL (1)	<EQL (1)	<EQL (1)	<EQL (1)	
HGW 3D	Monitoring Well	UAZ_UTRAU	26-Apr-2017	5.1	246.56	40	0	0.2	18	21.8	No Comments		<EQL (1)	30.4	<EQL (4.83)	<EQL (8.81)	15.2	<EQL (1)	<EQL (1)	<EQL (1)	4.14	
HR8 11	WPOU Monitoring Well	UAZ_UTRAU	26-Apr-2017	3.5	246.4	35	0	0.8	55	22.2	No Comments		NS	NS	[2.32]	<EQL (10.5)	3.78	<EQL (1)	<EQL (1)	<EQL (1)	<EQL (1)	
HSL 3D	WPOU Monitoring Well	UAZ_UTRAU	26-Apr-2017	4.9	250.3	41	0	14.8	36	20.9	No Comments		NS	NS	<EQL (5.15)	<EQL (9.57)	4.16	<EQL (1)	<EQL (1)	<EQL (1)	<EQL (1)	
HSL004DR	WPOU Monitoring Well	UAZ_UTRAU	26-Apr-2017	4.2	257.6	31	0	0.9	2	20	No Comments		NS	NS	<EQL (5.07)	<EQL (9.73)	5.77	<EQL (1)	<EQL (1)	<EQL (1)	<EQL (1)	

Explanation

[##]	EPA Functional Guideline Code of 'J' was applied to the result, indicating an estimated quantity.
<EQL(##)	Constituent was below detection. The sample-specific Estimated Quantitation Limit is in parentheses.
	Result exceeds applicable limit.
REJ	Result Rejected
	Result is less than the applicable limit and without EPA Functional Guidline qualifiers.
NS	Not Sampled
Blue Text	Not a required sample analysis.

This page was intentionally left blank.