

February 27, 1979

Duquesne Light Company
Post Office Box 4
Shippingport, Pennsylvania 15077

Attention: Mr. Tom Slavic

Subject: Seismic Measurement Equipment for
Beaver Valley Power Station Unit 1

Gentlemen:

Enclosed is a copy of the Installation Test Report for
Beaver Valley Power Station Unit 1.

Very truly yours,

KINEMATICS, INC.

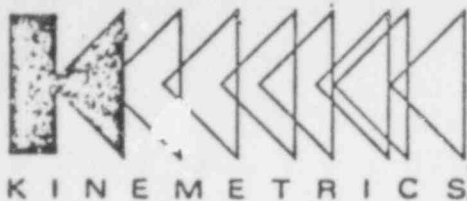
Tommy D. Brand
Tommy D. Brand
Associate Engineer

TDB:sh

Enclosure

324 030

7907190133



INSTALLATION TEST REPORT

FOR

KINEMATICS SMA-3, S/N 170 RECORDING SYSTEM
WITH 3 TELEDYNE FB-103B ACCELEROMETERS,
1 TELEDYNE 36180 TRIGGER,
AND KINEMATICS SMP-1, S/N 181 (PLAYBACK UNIT)

FOR

BEAVER VALLEY POWER STATION UNIT 1

Prepared by:

Tommy D. Brand
Tommy D. Brand

Approved:

William Rihn
William Rihn
Vice President/Engineering

26 Feb 1979
Date

KINEMATICS, INC.
222 Vista Avenue
Pasadena, California 91107

On February 20 and 21, 1979, Kinematics installation engineer was at Beaver Valley Power Station to oversee the installation and checkout of the Kinematics' SMA-3 Strong Motion Accelerograph System, Serial Number 170. This system is a nine channel system, having three ± 1 g Force Balance Accelerometers, Teledyne Model FB-103B, and one trigger package Teledyne Model 36180. The system also has a magnetic tape playback unit, Model SMP-1, Serial Number 181.

At the completion of the visit, the SMA-3 and SMP-1 were operating properly and within specification.

The Teledyne Force Balance Accelerometers Model FB-103B and trigger package model 36180 appear to be working properly. Records showing calibration and noise are attached hereto. The calibration and noise was played at 10 x scale of the SMP-1.

NOTE: If an event were to occur, the accelerometers would have to be calibrated for the correct sensitivity.

324 039

	<u>Initial</u>	<u>Final</u>
3.3 Battery voltage, no load, +12V	<u>12.7</u>	<u>13.4</u>
-12V	<u>12.7</u>	<u>13.4</u>
3.4 Battery voltage, loaded, +12V	<u>11.8</u>	<u>12.5</u>
-12V	<u>12.1</u>	<u>12.9</u>

*4.0 SMA-3 Recorder Status

4.1 Vertical trigger actuates recorder (sec)	<u>3</u>	<u>1.3</u>
4.2 Horizontal trigger actuates recorder (sec)	<u>3</u>	<u>1.3</u>
4.3 T-slide function (yes, no) #1	<u>Yes</u>	<u>Yes</u>
#2	<u>Yes</u>	<u>Yes</u>
#3	<u>Yes</u>	<u>Yes</u>
#4	<u> </u>	<u> </u>
#5	<u> </u>	<u> </u>
#6	<u> </u>	<u> </u>

5.0 Trigger Acceleration Status

5.1 Sensitivity (g); Trigger #1	<u>+</u>	<u>+</u>
Trigger #2	<u>-</u>	<u>-</u>
Trigger #3	<u>+</u>	<u>+</u>
	<u>-</u>	<u>-</u>

*6.0 Balance Accelerometer Status

	<u>Long</u>	<u>Trans</u>	<u>Vert</u>
6.1 DC Offset (V); Package #1	<u>-.012</u>	<u>-.018</u>	<u>-.027</u>
Package #2	<u>-.014</u>	<u>-.070</u>	<u>-.049</u>
Package #3	<u>-.035</u>	<u>+.173</u>	<u>.077</u>
Package #4	<u> </u>	<u> </u>	<u> </u>
Package #5	<u> </u>	<u> </u>	<u> </u>
Package #6	<u> </u>	<u> </u>	<u> </u>

7.0 Run final calibration sequence. Playout complete set of records on SMP-1 and attach records hereto.

8.0 Reset Event Indicator, turn key to OPERATE, remove key.

9.0 Comments (notes, parts replaced, etc.)




11.98V input on cal.

* Trigger (Model 36180) and Accelerometer (Model FB-1033)
are Telephones

Serviced by: Bruck

Date: 2-21-79

324.041



POOR ORIGINAL

324 042




POOR ORIGINAL



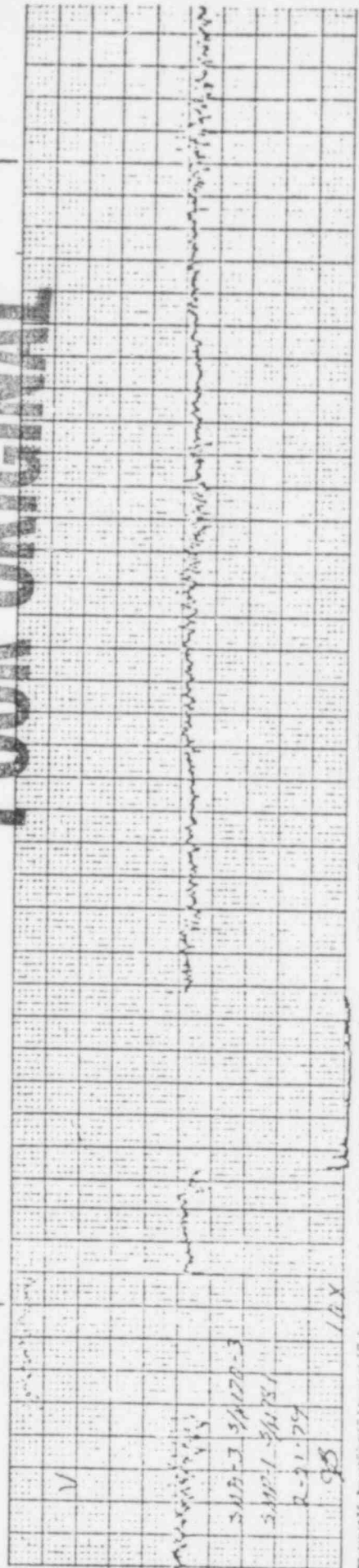


PRINTED IN U.S.A. ☐ MIO-TRACE ☐ GRAPHIC CONTROLS CORPORATION BUFFALO, NEW YORK



No. ECG 100

POOR ORIGINAL



No. ECG 100