

# OP 585 - Fall Protection



**CABRERA SERVICES**  
RADIOLOGICAL · ENGINEERING · REMEDIATION

## Harness Inspection Form

Designated Competent Person must inspect/document before initial use, and annually thereafter. The inspection must also be dated on the equipment tag. Defective equipment shall be removed from service and destroyed.

Project Name: Project Number: Project Location:

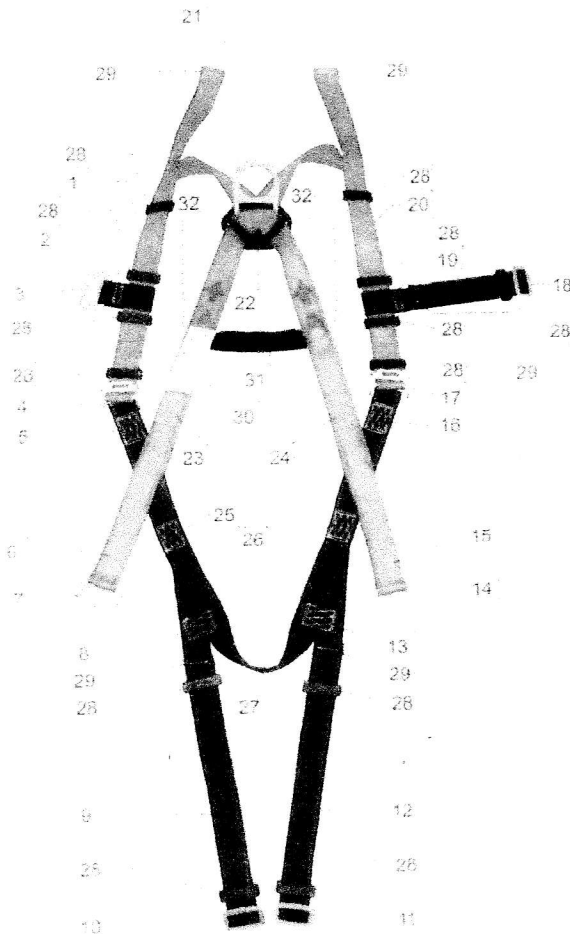
Date: Inspection Completed By: *Chris Powers AIG*

### Harness Information:

Harness Manufacturer: Manufacture Date:

Serial Number: Harness Class:

### Inspection



	Description	Pass	Fail
1	Left Shoulder Webbing	✓	
2	Stitching	✓	
3	Mating Buckle	✓	
4	Adjusting Buckle	✓	
5	Stitching	✓	
6	Stitching	✓	
7	Mating Buckle	✓	
8	Stitching	✓	
9	Left Leg Webbing	✓	
10	Mating Buckle	✓	
11	Mating Buckle	✓	
12	Right leg webbing	✓	
13	Stitching	✓	
14	Mating Buckle	✓	
15	Stitching	✓	
16	Stitching	✓	
17	Adjusting Buckle	✓	
18	Mating Buckle	✓	
19	Stitching	✓	
20	Right shoulder webbing	✓	
21	Dorsal D Ring	✓	
22	D-ring back pad	✓	
23	Stitching	✓	
24	Stitching	✓	
25	Stitching	✓	
26	Stitching	✓	
27	Sub-pelvic strap	✓	
28	Belt keepers	✓	
29	Stitching - end pattern	✓	
30	Product label	✓	
31	Back Strap	✓	
32	Stitching - back strap	✓	
	Load Indicators	✓	

Comments: *Initial Inspection of 2 Harness*

# OP 585 - Fall Protection



**CABRERA SERVICES**  
RADIOLOGICAL · ENGINEERING · REMEDIATION

## Lanyard Inspection Form

Designated Competent Person must inspect/document before initial use, and annually thereafter. The inspection must also be dated on the equipment tag. Defective equipment shall be removed from service and destroyed.

Project Name:

Project Number:

Project Location:

Date:

Inspection Completed By:

### Lanyard Information:

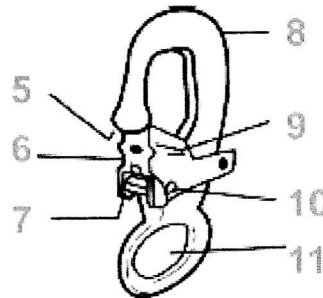
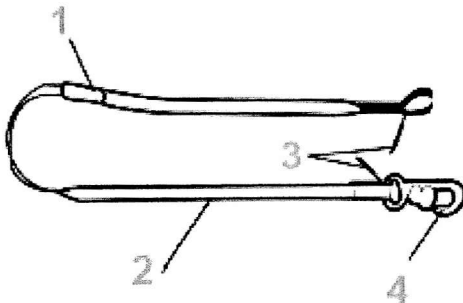
Lanyard Manufacturer:

Manufacture Date:

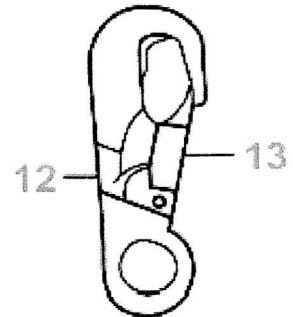
Serial Number:

Lanyard Type:

### Inspection



Snaphook, Self-locking  
Style A



Snaphook, Self-locking  
Style B

	Description	Pass	Fail
1	Flag Indicator	<input checked="" type="checkbox"/>	<input type="checkbox"/>
2	Outside Core Webbing	<input checked="" type="checkbox"/>	<input type="checkbox"/>
	Core	<input checked="" type="checkbox"/>	<input type="checkbox"/>
3	Wear Pads	<input checked="" type="checkbox"/>	<input type="checkbox"/>
	Labelling Tags	<input checked="" type="checkbox"/>	<input type="checkbox"/>
	Stitching	<input checked="" type="checkbox"/>	<input type="checkbox"/>
4	Snaphooks (self-locking)	<input checked="" type="checkbox"/>	<input type="checkbox"/>
5	Hook nose	<input checked="" type="checkbox"/>	<input type="checkbox"/>
6	Gate (keeper)	<input checked="" type="checkbox"/>	<input type="checkbox"/>
7	Lock	<input checked="" type="checkbox"/>	<input type="checkbox"/>
8	Hook Body	<input checked="" type="checkbox"/>	<input type="checkbox"/>
9	Spring (inside gate)	<input checked="" type="checkbox"/>	<input type="checkbox"/>
10	Hinge	<input checked="" type="checkbox"/>	<input type="checkbox"/>
11	Eye	<input checked="" type="checkbox"/>	<input type="checkbox"/>
12	Lock	<input checked="" type="checkbox"/>	<input type="checkbox"/>
13	Gate	<input checked="" type="checkbox"/>	<input type="checkbox"/>

Comments: