

Revision 2		OP-001-02 Radiological Survey Sheet						Radiological Surveys					
Location: New Haven, CT		RWP#		Survey UNC-2017-001 - Bobcat			Survey Type:			pg. 1 of 3			
Site: Former UNC Manufacturing Facility		10-1007.00-3			Incoming			Incoming					
Direct Count (DPM/100 cm ²)		Smear (DPM/100 cm ²)		circle one									
No.	α	β	No.	α	β								
1	-9	-520	1	0	20								left track upper
2	-9	-595	2	0	25								right track upper
3	0	-104	3	3	80								left track lower
4	-18	-164	4	0	-20								right track lower
5	-9	-684	5	3	-10								hand controls
6	-9	-74	6	0	-15								pedals
7	-18	-624	7	3	0								left arm
8	18	-758	8	0	50								right arm
9	-9	-446	9	0	-10								front undercarriage
10	18	-312	10	N/A	N/A								rear undercarriage
11	-9	-223	11	0	35								grapple bucket left
12	-9	-357	12	0	30								grapple bucket middle
13	-18	-446	13	0	89								grapple bucket middle
14	-9	-312	14	0	25								grapple bucket right
15	-9	30	15	0	15								left form front
16	-18	-431	16	3	15								left fork rear
17	0	-342	17	3	80								right form front
18	-18	-164	18	3	15								right fork rear
19			19										
20			20										
21			21										
22			22										
23			23										
24			24										
25			25										
Comments		Surveyed By:	Date:	Instrument	Serial #	α Eff.	β Eff.	α Bkg.	β Bkg.	γ Bkg.	Cal. Due	Key	
Conversion from counts to DPM/100 cm ² for direct counts and smears are provided on pages 2 and 3, respectively.		Alfred J Craig	22-Feb-17	2360/ 43-93	193638/ PR199836	0.10953	0.06727	2.0	140	N/A	07-Feb-18		
		Al Craig	22-Feb-17	2929/ 43-10-1	200051/ PR215948	0.36781	0.20113	0.0	33	N/A	06-Dec-17		A/S Location
													Boundary
													Smear
													Dose Rate _____/hr
		Reviewed By:	Date:									*	Direct Reading CPM/direct frisk
			22-Feb-17										Grab Sample
OP-001		Nick Berliner		CABRERA SERVICES, INC.						Page 15 of 15			

CABRERA STATIC COUNTING WORKSHEET (Rev 6)

page 2 of 3

Detector Active Area (cm ²)
100

α eff	β eff
0.1095	0.0673

Static Count Time (min)
1.0

Daily Background Count Time (min)
1.0

dpm/100 cm ²	
α Flag	β Flag
5,000	5,000

* Morning Daily Count

Sample ID# and Description	Date	Background Total Counts*		Sample Total Counts		Background (cpm)		Sample Counts (cpm)		Sample (dpm/100 cm ²)		> α flag	> β flag	Tech. Initial
		α	β	α	β	α	β	α	β	α	β			
Bobcat 1	2/22/2017	2	140	1	105	2.0	140.0	1.00	105	-9.1	-520			NB
Bobcat 2	2/22/2017	2	140	1	100	2.0	140.0	1.00	100	-9.1	-595			NB
Bobcat 3	2/22/2017	2	140	2	133	2.0	140.0	2.00	133	0.0	-104			NB
Bobcat 4	2/22/2017	2	140	0	129	2.0	140.0	0.00	129	-18.3	-164			NB
Bobcat 5	2/22/2017	2	140	1	94	2.0	140.0	1.00	94	-9.1	-684			NB
Bobcat 6	2/22/2017	2	140	1	135	2.0	140.0	1.00	135	-9.1	-74			NB
Bobcat 7	2/22/2017	2	140	0	98	2.0	140.0	0.00	98	-18.3	-624			NB
Bobcat 8	2/22/2017	2	140	4	89	2.0	140.0	4.00	89	18.3	-758			NB
Bobcat 9	2/22/2017	2	140	1	110	2.0	140.0	1.00	110	-9.1	-446			NB
Bobcat 10	2/22/2017	2	140	4	119	2.0	140.0	4.00	119	18.3	-312			NB
Bobcat Grapple Bucket 1	2/22/2017	2	140	1	125	2.0	140.0	1.00	125	-9.1	-223			NB
Bobcat Grapple Bucket 2	2/22/2017	2	140	1	116	2.0	140.0	1.00	116	-9.1	-357			NB
Bobcat Grapple Bucket 3	2/22/2017	2	140	0	110	2.0	140.0	0.00	110	-18.3	-446			NB
Bobcat Grapple Bucket 4	2/22/2017	2	140	1	119	2.0	140.0	1.00	119	-9.1	-312			NB
Bobcat Forks 1	2/22/2017	2	140	1	142	2.0	140.0	1.00	142	-9.1	30			NB
Bobcat Forks 2	2/22/2017	2	140	0	111	2.0	140.0	0.00	111	-18.3	-431			NB
Bobcat Forks 3	2/22/2017	2	140	2	117	2.0	140.0	2.00	117	0.0	-342			NB
Bobcat Forks 4	2/22/2017	2	140	0	129	2.0	140.0	0.00	129	-18.3	-164			NB

CABRERA STATIC COUNTING WORKSHEET (Rev 6)

page 3 of 3

Detector Active Area (cm ²)
100

α eff	β eff
0.3678	0.2011

Static Count Time (min)
1.0

Daily Background Count Time (min)
1.0

dpm/100 cm ²	
α Flag	β Flag
1,000	1,000

* Morning Daily Count

Sample ID# and Description	Date	Background Total Counts*		Sample Total Counts		Background (cpm)		Sample Counts (cpm)		Sample (dpm/100 cm ²)		> α flag	> β flag	Tech. Initial
		α	β	α	β	α	β	α	β	α	β			
Bobcat 1	2/22/2017	0	33	0	37	0.0	33.0	0.00	37	0.0	20			NB
Bobcat 2	2/22/2017	0	33	0	38	0.0	33.0	0.00	38	0.0	25			NB
Bobcat 3	2/22/2017	0	33	1	49	0.0	33.0	1.00	49	2.7	80			NB
Bobcat 4	2/22/2017	0	33	0	29	0.0	33.0	0.00	29	0.0	-20			NB
Bobcat 5	2/22/2017	0	33	1	31	0.0	33.0	1.00	31	2.7	-10			NB
Bobcat 6	2/22/2017	0	33	0	30	0.0	33.0	0.00	30	0.0	-15			NB
Bobcat 7	2/22/2017	0	33	1	33	0.0	33.0	1.00	33	2.7	0			NB
Bobcat 8	2/22/2017	0	33	0	43	0.0	33.0	0.00	43	0.0	50			NB
Bobcat 9	2/22/2017	0	33	0	31	0.0	33.0	0.00	31	0.0	-10			NB
Bobcat 10	2/22/2017	0	33			0.0	33.0			0.0	-164			NB
Bobcat Grapple Bucket 1	2/22/2017	0	33	0	40	0.0	33.0	0.00	40	0.0	35			NB
Bobcat Grapple Bucket 2	2/22/2017	0	33	0	39	0.0	33.0	0.00	39	0.0	30			NB
Bobcat Grapple Bucket 3	2/22/2017	0	33	0	51	0.0	33.0	0.00	51	0.0	89			NB
Bobcat Grapple Bucket 4	2/22/2017	0	33	0	38	0.0	33.0	0.00	38	0.0	25			NB
Bobcat Forks 1	2/22/2017	0	33	0	36	0.0	33.0	0.00	36	0.0	15			NB
Bobcat Forks 2	2/22/2017	0	33	1	36	0.0	33.0	1.00	36	2.7	15			NB
Bobcat Forks 3	2/22/2017	0	33	1	49	0.0	33.0	1.00	49	2.7	80			NB
Bobcat Forks 4	2/22/2017	0	33	1	36	0.0	33.0	1.00	36	2.7	15			NB

Location: New Haven, CT
Site: Former UNC Manufacturing Facility

RWP#
10-1007.00-3





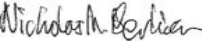

Survey UNC-2017-002 - Generator
Incoming

Survey Type:
Incoming

pg. 1 of 3

Direct Count (DPM/100 cm ²)			Smear (DPM/100 cm ²)			circle one
No.	α	β	No.	α	β	
1	-18	-595	1	0	20	left front wheel
2	-18	-238	2	0	45	right front wheel
3	0	386	3	0	70	left rear wheel
4	-18	-223	4	0	-25	right rear wheel
5	-9	-654	5	0	20	trailer hitch
6	37	-74	6	0	-10	control panel
7	46	-193	7	0	20	left front step
8	18	-89	8	0	45	right front step
9	18	-104	9	0	-5	left rear step
10	27	-461	10	3	25	right rear step
11			11			
12			12			
13			13			
14			14			
15			15			
16			16			
17			17			
18			18			
19			19			
20			20			
21			21			
22			22			
23			23			
24			24			
25			25			



Comments	Surveyed By:	Date:	Instrument	Serial #	α Eff.	β Eff.	α Bkg.	β Bkg.	γ Bkg.	Cal. Due	Key	
Conversion from counts to DPM/100 cm ² for direct counts and smears are provided on pages 2 and 3, respectively.	 Alfred J Craig	22-Feb-17	2360/ 43-93	193638/ PR199836	0.10953	0.06727	2.0	140	N/A	07-Feb-18		
	Al Craig	22-Feb-17	2929/ 43-10-1	200051/ PR215948	0.36781	0.20113	0.0	33	N/A	06-Dec-17		A/S Location
											.	Boundary
												Smear
												Dose Rate _____/hr
	Reviewed By:	Date:									*	Direct Reading CPM/direct frisk
		22-Feb-17										Grab Sample

CABRERA STATIC COUNTING WORKSHEET (Rev 6)

page 2 of 3

Detector Active Area (cm ²)
100

α eff	β eff
0.1095	0.0673

Static Count Time (min)
1.0

Daily Background Count Time (min)
1.0

dpm/100 cm ²	
α Flag	β Flag
5,000	5,000

* Morning Daily Count

Sample ID# and Description	Date	Background Total Counts*		Sample Total Counts		Background (cpm)		Sample Counts (cpm)		Sample (dpm/100 cm ²)		> α flag	> β flag	Tech. Initial
		α	β	α	β	α	β	α	β	α	β			
Generator 1	2/22/2017	2	140	0	100	2.0	140.0	0.00	100	-18.3	-595			NB
Generator 2	2/22/2017	2	140	0	124	2.0	140.0	0.00	124	-18.3	-238			NB
Generator 3	2/22/2017	2	140	2	166	2.0	140.0	2.00	166	0.0	386			NB
Generator 4	2/22/2017	2	140	0	125	2.0	140.0	0.00	125	-18.3	-223			NB
Generator 5	2/22/2017	2	140	1	96	2.0	140.0	1.00	96	-9.1	-654			NB
Generator 6	2/22/2017	2	140	6	135	2.0	140.0	6.00	135	36.5	-74			NB
Generator 7	2/22/2017	2	140	7	127	2.0	140.0	7.00	127	45.6	-193			NB
Generator 8	2/22/2017	2	140	4	134	2.0	140.0	4.00	134	18.3	-89			NB
Generator 9	2/22/2017	2	140	4	133	2.0	140.0	4.00	133	18.3	-104			NB
Generator 10	2/22/2017	2	140	5	109	2.0	140.0	5.00	109	27.4	-461			NB

CABRERA STATIC COUNTING WORKSHEET (Rev 6)

page 3 of 3

Detector Active Area (cm ²)
100

α eff	β eff
0.3678	0.2011

Static Count Time (min)
1.0

Daily Background Count Time (min)
1.0

dpm/100 cm ²	
α Flag	β Flag
1,000	1,000

* Morning Daily Count

Sample ID# and Description	Date	Background Total Counts*		Sample Total Counts		Background (cpm)		Sample Counts (cpm)		Sample (dpm/100 cm ²)		> α flag	> β flag	Tech. Initial
		α	β	α	β	α	β	α	β	α	β			
Generator 1	2/22/2017	0	33	0	37	0.0	33.0	0.00	37	0.0	20			NB
Generator 2	2/22/2017	0	33	0	42	0.0	33.0	0.00	42	0.0	45			NB
Generator 3	2/22/2017	0	33	0	47	0.0	33.0	0.00	47	0.0	70			NB
Generator 4	2/22/2017	0	33	0	28	0.0	33.0	0.00	28	0.0	-25			NB
Generator 5	2/22/2017	0	33	0	37	0.0	33.0	0.00	37	0.0	20			NB
Generator 6	2/22/2017	0	33	0	31	0.0	33.0	0.00	31	0.0	-10			NB
Generator 7	2/22/2017	0	33	0	37	0.0	33.0	0.00	37	0.0	20			NB
Generator 8	2/22/2017	0	33	0	42	0.0	33.0	0.00	42	0.0	45			NB
Generator 9	2/22/2017	0	33	0	32	0.0	33.0	0.00	32	0.0	-5			NB
Generator 10	2/22/2017	0	33	1	38	0.0	33.0	1.00	38	2.7	25			NB

Revision 2		OP-001-02 Radiological Survey Sheet										Radiological Surveys	
Location: New Haven, CT		RWP#				Survey UNC-2017-003 - Manlift				Survey Type:		pg. 1 of 3	
Site: Former UNC Manufacturing Facility		10-1007.00-3				Incoming				Incoming			
<div> <div>Direct Count</div> <div>(DPM/100 cm²)</div> </div> <div> <div>Smear</div> <div>(DPM/100 cm²)</div> </div> <div>circle one</div>													
No.	α	β	No.	α	β								
1	-9	-149	1	8	25	platform front							
2	9	-342	2	0	15	platform front-middle							
3	-9	-565	3	0	-35	platform rear-middle							
4	0	-342	4	5	15	platform rear							
5	-9	-149	5	0	50	hand controls							
6	0	-134	6	0	-15	right railing							
7	9	268	7	0	5	left railing							
8	9	-15	8	3	40	left front wheel							
9	-9	119	9	0	5	left rear wheel							
10	-9	74	10	0	25	right rear wheel							
11			11										
12			12										
13			13										
14			14										
15			15										
16			16										
17			17										
18			18										
19			19										
20			20										
21			21										
22			22										
23			23										
24			24										
25			25										
Comments		Surveyed By:	Date:	Instrument	Serial #	α Eff.	β Eff.	α Bkg.	β Bkg.	γ Bkg.	Cal. Due	Key	
Conversion from counts to DPM/100 cm ² for direct counts and smears are provided on pages 2 and 3, respectively.		Alfred J Craig	23-Feb-17	2360/43-93	193638/PR199836	0.10953	0.06727	1.0	127	N/A	07-Feb-18		
		Al Craig	23-Feb-17	2929/43-10-1	200051/PR215948	0.36781	0.20113	0.0	38	N/A	06-Dec-17	■	A/S Location
												.	Boundary
												○	Smear
												□	Dose Rate _____/hr
		Reviewed By:	Date:									*	Direct Reading CPM/direct frisk
		Nick Berliner	23-Feb-17									△	Grab Sample



CABRERA STATIC COUNTING WORKSHEET (Rev 6)

page 2 of 3

Detector Active Area (cm ²)
100

α eff	β eff
0.1095	0.0673

Static Count Time (min)
1.0

Daily Background Count Time (min)
1.0

dpm/100 cm ²	
α Flag	β Flag
5,000	5,000

* Morning Daily Count

Sample ID# and Description	Date	Background Total Counts*		Sample Total Counts		Background (cpm)		Sample Counts (cpm)		Sample (dpm/100 cm ²)		> α flag	> β flag	Tech. Initial
		α	β	α	β	α	β	α	β	α	β			
Manlift 1	2/23/2017	1	127	0	117	1.0	127.0	0.00	117	-9.1	-149			NB
Manlift 2	2/23/2017	1	127	2	104	1.0	127.0	2.00	104	9.1	-342			NB
Manlift 3	2/23/2017	1	127	0	89	1.0	127.0	0.00	89	-9.1	-565			NB
Manlift 4	2/23/2017	1	127	1	104	1.0	127.0	1.00	104	0.0	-342			NB
Manlift 5	2/23/2017	1	127	0	117	1.0	127.0	0.00	117	-9.1	-149			NB
Manlift 6	2/23/2017	1	127	1	118	1.0	127.0	1.00	118	0.0	-134			NB
Manlift 7	2/23/2017	1	127	2	145	1.0	127.0	2.00	145	9.1	268			NB
Manlift 8	2/23/2017	1	127	2	126	1.0	127.0	2.00	126	9.1	-15			NB
Manlift 9	2/23/2017	1	127	0	135	1.0	127.0	0.00	135	-9.1	119			NB
Manlift 10	2/23/2017	1	127	0	132	1.0	127.0	0.00	132	-9.1	74			NB

CABRERA SMEAR COUNTING WORKSHEET (Rev 6)

page 3 of 3

Detector Active Area (cm ²)
100

α eff	β eff
0.3678	0.2011


Static Count Time (min)
1.0

Daily Background Count Time (min)
1.0

dpm/100 cm ²	
α Flag	β Flag
1,000	1,000

* Morning Daily Count

Sample ID# and Description	Date	Background Total Counts*		Sample Total Counts		Background (cpm)		Sample Counts (cpm)		Sample (dpm/100 cm ²)		> α flag	> β flag	Tech. Initial
		α	β	α	β	α	β	α	β	α	β			
Manlift 1	2/23/2017	0	38	3	43	0.0	38.0	3.00	43	8.2	25			NB
Manlift 2	2/23/2017	0	38	0	41	0.0	38.0	0.00	41	0.0	15			NB
Manlift 3	2/23/2017	0	38	0	31	0.0	38.0	0.00	31	0.0	-35			NB
Manlift 4	2/23/2017	0	38	2	41	0.0	38.0	2.00	41	5.4	15			NB
Manlift 5	2/23/2017	0	38	0	48	0.0	38.0	0.00	48	0.0	50			NB
Manlift 6	2/23/2017	0	38	0	35	0.0	38.0	0.00	35	0.0	-15			NB
Manlift 7	2/23/2017	0	38	0	39	0.0	38.0	0.00	39	0.0	5			NB
Manlift 8	2/23/2017	0	38	1	46	0.0	38.0	1.00	46	2.7	40			NB
Manlift 9	2/23/2017	0	38	0	39	0.0	38.0	0.00	39	0.0	5			NB
Manlift 10	2/23/2017	0	38	0	43	0.0	38.0	0.00	43	0.0	25			NB

Revision 2		OP-001-02 Radiological Survey Sheet										Radiological Surveys															
Location: New Haven, CT						RWP#				Survey UNC-2017-004 - IMC				Survey Type:		pg. 1 of 2											
Site: Former UNC Manufacturing Facility						10-1007.00-3				BFLU000011 Incoming				Incoming													
Direct Count (DPM/100 cm ²)			Smear (DPM/100 cm ²)			circle one		<div>IMC BFLU000011</div> <div>Smear #</div> <div>Door Short Side 5 1</div> <div>Left Long Side #1 6 2</div> <div>Left Long Side #2 8 3</div> <div>Short Side 4 4</div> <div>Right Long Side #1 4 5</div> <div>Right Long Side #2 4 6</div> <div>Top #1 8 7</div> <div>Top #2 5 8</div> <div></div>																			
No.	α	β	No.	α	β																						
1			1	5	5																						
2			2	3	50																						
3			3	0	30																						
4			4	5	40																						
5			5	3	40																						
6			6	8	35																						
7			7	3	70																						
8			8	0	45																						
9			9																								
10			10																								
11			11																								
12			12																								
13			13																								
14			14																								
15			15																								
16			16																								
17			17																								
18			18																								
19			19																								
20			20																								
21			21																								
22			22																								
23			23																								
24			24																								
25			25																								
Comments						Surveyed By:		Date:		Instrument		Serial #		α Eff.		β Eff.		α Bkg.		β Bkg.		γ Bkg.		Cal. Due		Key	
Conversion from counts to DPM/100 cm ² for smears are provided on pages 2.						Alfred J Craig		24-Feb-17		2360/ 43-93		193638/ PR199836		0.10953		0.03975		2.0		118		N/A		07-Feb-18			
						Al Craig		24-Feb-17		2929/ 43-10-1		200051/ PR215948		0.36781		0.20113		0.0		33		N/A		06-Dec-17			
																										. Boundary	
																										 Smear	
																										 Dose Rate ____/hr	
						Reviewed By:		Date:																		* Direct Reading CPM/direct frisk	
						Nicholas M. Berlin		24-Feb-17																		 Grab Sample	

OP-001

Nick Berliner

CABRERA SERVICES, INC.

Page 15 of 15

CABRERA STATIC COUNTING WORKSHEET (Rev 6)

page 2 of 2

Detector Active Area (cm ²)
100

α eff	β eff
0.3678	0.2011



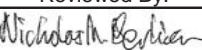

Static Count Time (min)
1.0

Daily Background Count Time (min)
1.0

dpm/100 cm ²	
α Flag	β Flag
1,000	1,000

* Morning Daily Count

Sample ID# and Description	Date	Background Total Counts*		Sample Total Counts		Background (cpm)		Sample Counts (cpm)		Sample (dpm/100 cm ²)		> α flag	> β flag	Tech. Initial
		α	β	α	β	α	β	α	β	α	β			
IMC BFLU000011 1	2/24/2017	0	33	2	34	0.0	33.0	2.00	34	5.4	5			NB
IMC BFLU000011 2	2/24/2017	0	33	1	43	0.0	33.0	1.00	43	2.7	50			NB
IMC BFLU000011 3	2/24/2017	0	33	0	39	0.0	33.0	0.00	39	0.0	30			NB
IMC BFLU000011 4	2/24/2017	0	33	2	41	0.0	33.0	2.00	41	5.4	40			NB
IMC BFLU000011 5	2/24/2017	0	33	1	41	0.0	33.0	1.00	41	2.7	40			NB
IMC BFLU000011 6	2/24/2017	0	33	3	40	0.0	33.0	3.00	40	8.2	35			NB
IMC BFLU000011 7	2/24/2017	0	33	1	47	0.0	33.0	1.00	47	2.7	70			NB
IMC BFLU000011 8	2/24/2017	0	33	0	42	0.0	33.0	0.00	42	0.0	45			NB

Revision 2		OP-001-02 Radiological Survey Sheet										Radiological Surveys													
Location: New Haven, CT						RWP#				Survey UNC-2017-005 - IMC				Survey Type:		pg. 1 of 2									
Site: Former UNC Manufacturing Facility						10-1007.00-3				GFLU001451 Incoming				Incoming											
Direct Count (DPM/100 cm ²)			Smear (DPM/100 cm ²)			circle one		<div>IMC GFLU001451</div> <div>Smear #</div> <div><div>Door Short Side</div><div>5</div><div>1</div></div> <div><div>Left Long Side #1</div><div>7</div><div>2</div></div> <div><div>Left Long Side #2</div><div>9</div><div>3</div></div> <div><div>Short Side</div><div>6</div><div>4</div></div> <div><div>Right Long Side #1</div><div>6</div><div>5</div></div> <div><div>Right Long Side #2</div><div>5</div><div>6</div></div> <div><div>Top #1</div><div>4</div><div>7</div></div> <div><div>Top #2</div><div>4</div><div>8</div></div> <div></div>																	
No.	α	β	No.	α	β																				
1			1	0	25																				
2			2	3	-20																				
3			3	3	20																				
4			4	0	55																				
5			5	0	25																				
6			6	5	10																				
7			7	3	30																				
8			8	0	0																				
9			9																						
10			10																						
11			11																						
12			12																						
13			13																						
14			14																						
15			15																						
16			16																						
17			17																						
18			18																						
19			19																						
20			20																						
21			21																						
22			22																						
23			23																						
24			24																						
25			25																						
Comments						Surveyed By:	Date:	Instrument	Serial #	α Eff.	β Eff.	α Bkg.	β Bkg.	γ Bkg.	Cal. Due	Key									
Conversion from counts to DPM/100 cm ² for smears are provided on pages 2.						 Alfred J Craig	24-Feb-17	2360/ 43-93	193638/ PR199836	0.10953	0.03975	2.0	118	N/A	07-Feb-18										
						Al Craig	24-Feb-17	2929/ 43-10-1	200051/ PR215948	0.36781	0.20113	0.0	33	N/A	06-Dec-17		A/S Location								
																	.	Boundary							
																		Smear							
																		Dose Rate _____/hr							
						Reviewed By:	Date:										*	Direct Reading CPM/direct frisk							
						 Nick Berliner	24-Feb-17											Grab Sample							

CABRERA STATIC COUNTING WORKSHEET (Rev 6)

page 2 of 2

Detector Active Area (cm ²)
100

α eff	β eff
0.3678	0.2011

Static Count Time (min)
1.0

Daily Background Count Time (min)
1.0

dpm/100 cm ²	
α Flag	β Flag
1,000	1,000

* Morning Daily Count

Sample ID# and Description	Date	Background Total Counts*		Sample Total Counts		Background (cpm)		Sample Counts (cpm)		Sample (dpm/100 cm ²)		> α flag	> β flag	Tech. Initial
		α	β	α	β	α	β	α	β	α	β			
IMC GFLU001451 1	2/24/2017	0	33	0	38	0.0	33.0	0.00	38	0.0	25			NB
IMC GFLU001451 2	2/24/2017	0	33	1	29	0.0	33.0	1.00	29	2.7	-20			NB
IMC GFLU001451 3	2/24/2017	0	33	1	37	0.0	33.0	1.00	37	2.7	20			NB
IMC GFLU001451 4	2/24/2017	0	33	0	44	0.0	33.0	0.00	44	0.0	55			NB
IMC GFLU001451 5	2/24/2017	0	33	0	38	0.0	33.0	0.00	38	0.0	25			NB
IMC GFLU001451 6	2/24/2017	0	33	2	35	0.0	33.0	2.00	35	5.4	10			NB
IMC GFLU001451 7	2/24/2017	0	33	1	39	0.0	33.0	1.00	39	2.7	30			NB
IMC GFLU001451 8	2/24/2017	0	33	0	33	0.0	33.0	0.00	33	0.0	0			NB

Location: New Haven, CT

Site: Former UNC Manufacturing Facility

RWP#

10-1007.00-3

Survey #:

IMC GFLU-2079

Survey Type:

Incoming

pg. 1 of 2

Direct Count (DPM/100 cm ²)			Smear (DPM/100 cm ²)		
No.	α	β	No.	α	β
1			1		
2			2		
3			3		
4			4		
5			5		
6			6		
7			7		
8			8		
9			9		
10			10		
11		A	11		A
12	N		12	N	
13			13		
14			14		
15			15		
16			16		
17			17		
18			18		
19			19		
20			20		
21			21		
22			22		
23			23		
24			24		
25			25		



Smear/ Direct

Measurement Location

Dose Rate (urem/hr)


1 -	Outer Right side #1	4
2 -	Outer Right side #2	4
3 -	Outer Front/Side	4
4 -	Outer Left side #1	4
5 -	Outer Left side #2	4
6 -	Outer Rear/side	4

Smear/ Direct

Measurement Location

Dose Rate (urem/hr)

7 -	Outer Lid/ Right side	4
8 -	Outer Lid/ Left side	4

Comments	Surveyed By:	Date:	Instrument	Serial #	α Eff.	β Eff.	α Bkg.	β Bkg.	γ Bkg.	Cal. Due	Key	
Smear and direct measurement results are presented on page 2 and 3.	S. Owe	15-Mar-17	2360/ 43-93	193638/ PR199836	0.10953	0.03975	1	126	N/A	2/7/2018		
		15-Mar-17	2929/ 43-10-1	200051/ PR215948	0.36781	0.20113	0	30	N/A	12/6/2017		
			Bicron	2079	NA	NA	NA	NA	4	11/29/2016		
	Reviewed By:	Date:										
	M. Plonski	15-Mar-17										

CABRERA STATIC COUNTING WORKSHEET (Rev 6)

page 1 of 1

Detector Active Area (cm ²)
100

α eff	β eff
0.3678	0.2011

Static Count Time (min)
1.0

Daily Background Count Time (min)
1.0

dpm/100 cm ²	
α Flag	β Flag
1,000	1,000

* Morning Daily Count

seq. #	Sample ID# and Description	Date	Background Total Counts*		Sample Total Counts		Background (cpm)		Sample Counts (cpm)		Sample (dpm/100 cm ²)		> α flag	> β flag	Tech. Initial
			α	β	α	β	α	β	α	β	α	β			
61	Incoming														
62	IMC GFLU2079-1	3/15/2017	0	30	1	35	0.0	30.0	1.00	35	2.7	25			SO
63	IMC GFLU2079-2	3/15/2017	0	30	1	47	0.0	30.0	1.00	47	2.7	85			SO
64	IMC GFLU2079-3	3/15/2017	0	30	0	43	0.0	30.0	0.00	43	0.0	65			SO
65	IMC GFLU2079-4	3/15/2017	0	30	0	38	0.0	30.0	0.00	38	0.0	40			SO
66	IMC GFLU2079-5	3/15/2017	0	30	1	44	0.0	30.0	1.00	44	2.7	70			SO
67	IMC GFLU2079-6	3/15/2017	0	30	0	51	0.0	30.0	0.00	51	0.0	104			SO
68	IMC GFLU2079-7	3/15/2017	0	30	0	37	0.0	30.0	0.00	37	0.0	35			SO
69	IMC GFLU2079-8	3/15/2017	0	30	0	35	0.0	30.0	0.00	35	0.0	25			SO

Location: New Haven, CT

Site: Former UNC Manufacturing Facility

RWP#

10-1007.00-3

Survey #:

IMC GFLU-2198

Survey Type:

Incoming

pg. 1 of 2

Direct Count (DPM/100 cm ²)			Smear (DPM/100 cm ²)		
No.	α	β	No.	α	β
1			1		
2			2		
3			3		
4			4		
5			5		
6			6		
7			7		
8			8		
9			9		
10			10		
11		A	11		A
12	N		12	N	
13			13		
14			14		
15			15		
16			16		
17			17		
18			18		
19			19		
20			20		
21			21		
22			22		
23			23		
24			24		
25			25		



Smear/ Direct

Measurement Location

Dose Rate (urem/hr)

1 -	Outer Right side #1	5
2 -	Outer Right side #2	5
3 -	Outer Front/Side	5
4 -	Outer Left side #1	5
5 -	Outer Left side #2	5
6 -	Outer Rear/side	5

Smear/ Direct

Measurement Location

Dose Rate (urem/hr)

7 -	Outer Lid/ Right side	4
8 -	Outer Lid/ Left side	5

Comments	Surveyed By:	Date:	Instrument	Serial #	α Eff.	β Eff.	α Bkg.	β Bkg	γ Bkg	Cal. Due	Key	
Smear and direct measurement results are presented on page 2 and 3.	A. Jacobs	24-Mar-17	2360/ 43-93	193638/ PR199836	0.10953	0.03975	1	126	N/A	2/7/2018		
		24-Mar-17	2929/ 43-10-1	200051/ PR215948	0.36781	0.20113	0	30	N/A	12/6/2017		
			Bicron	2079	NA	NA	NA	NA	4	11/29/2016		
	Reviewed By:	Date:										
	M. Plonski	24-Mar-17										

page 1 of 1

dpm/100 cm ²	
α Flag	β Flag
5,000	5,000

[illegible]

CABRERA STATIC COUNTING WORKSHEET (Rev 6)

page 2 of 2

Detector Active Area (cm ²)
100

α eff	β eff
0.3678	0.2011

Static Count Time (min)
1.0

Daily Background Count Time (min)
1.0

dpm/100 cm ²
α Flag β Flag
1,000 1,000

* Morning Daily Count

seq. #	Sample ID# and Description	Date	Background Total Counts*		Sample Total Counts		Background (cpm)		Sample Counts (cpm)		Sample (dpm/100 cm ²)		> α flag	> β flag	Tech. Initial
			α	β	α	β	α	β	α	β	α	β			
47	IMC BFLU000011 5	2/24/2017	0	33	1	41	0.0	33.0	1.00	41	2.7	40			NB
48	IMC BFLU000011 6	2/24/2017	0	33	3	40	0.0	33.0	3.00	40	8.2	35			NB
49	IMC BFLU000011 7	2/24/2017	0	33	1	47	0.0	33.0	1.00	47	2.7	70			NB
50	IMC BFLU000011 8	2/24/2017	0	33	0	42	0.0	33.0	0.00	42	0.0	45			NB
51															
52	IMC GFLU001451 1	2/24/2017	0	33	0	38	0.0	33.0	0.00	38	0.0	25			NB
53	IMC GFLU001451 2	2/24/2017	0	33	1	29	0.0	33.0	1.00	29	2.7	-20			NB
54	IMC GFLU001451 3	2/24/2017	0	33	1	37	0.0	33.0	1.00	37	2.7	20			NB
55	IMC GFLU001451 4	2/24/2017	0	33	0	44	0.0	33.0	0.00	44	0.0	55			NB
56	IMC GFLU001451 5	2/24/2017	0	33	0	38	0.0	33.0	0.00	38	0.0	25			NB
57	IMC GFLU001451 6	2/24/2017	0	33	2	35	0.0	33.0	2.00	35	5.4	10			NB
58	IMC GFLU001451 7	2/24/2017	0	33	1	39	0.0	33.0	1.00	39	2.7	30			NB
59	IMC GFLU001451 8	2/24/2017	0	33	0	33	0.0	33.0	0.00	33	0.0	0			NB
60															
61	Incoming														
62	IMC GFLU2079-1	3/15/2017	0	30	1	35	0.0	30.0	1.00	35	2.7	25			SO
63	IMC GFLU2079-2	3/15/2017	0	30	1	47	0.0	30.0	1.00	47	2.7	85			SO
64	IMC GFLU2079-3	3/15/2017	0	30	0	43	0.0	30.0	0.00	43	0.0	65			SO
65	IMC GFLU2079-4	3/15/2017	0	30	0	38	0.0	30.0	0.00	38	0.0	40			SO
66	IMC GFLU2079-5	3/15/2017	0	30	1	44	0.0	30.0	1.00	44	2.7	70			SO
67	IMC GFLU2079-6	3/15/2017	0	30	0	51	0.0	30.0	0.00	51	0.0	104			SO
68	IMC GFLU2079-7	3/15/2017	0	30	0	37	0.0	30.0	0.00	37	0.0	35			SO
69	IMC GFLU2079-8	3/15/2017	0	30	0	35	0.0	30.0	0.00	35	0.0	25			SO
70															
71	GFLU 2198 right side1	3/24/2017	0	44	0	36	0.0	44.0	0.00	36	0.0	-40			AJ
72	GFLU 2198 right side2	3/24/2017	0	44	1	37	0.0	44.0	1.00	37	2.7	-35			AJ
73	GFLU 2198 End	3/24/2017	0	44	0	30	0.0	44.0	0.00	30	0.0	-70			AJ
74	GFLU2198 left side 1	3/24/2017	0	44	2	48	0.0	44.0	2.00	48	5.4	20			AJ
75	GFLU2198 left side 2	3/24/2017	0	44	1	30	0.0	44.0	1.00	30	2.7	-70			AJ
76	GFLU2198 rear door	3/24/2017	0	44	0	33	0.0	44.0	0.00	33	0.0	-55			AJ
77															
78	GFLU1483 right side 1	3/24/2017	0	44	0	35	0.0	44.0	0.00	35	0.0	-45			AJ
79	GFLU1483 right side 2	3/24/2017	0	44	0	45	0.0	44.0	0.00	45	0.0	5			AJ
80	GFLU1483 End	3/24/2017	0	44	0	47	0.0	44.0	0.00	47	0.0	15			AJ
81	GFLU1483 left side 1	3/24/2017	0	44	0	36	0.0	44.0	0.00	36	0.0	-40			AJ
82	GFLU1483 left side 2	3/24/2017	0	44	0	40	0.0	44.0	0.00	40	0.0	-20			AJ
83	GFLU1483 rear door	3/24/2017	0	44	2	33	0.0	44.0	2.00	33	5.4	-55			AJ

Location: New Haven, CT

Site: Former UNC Manufacturing Facility

RWP#

10-1007.00-3

Survey #:

IMC GFLU-1483

Survey Type:

Incoming

pg. 1 of 2

Direct Count (DPM/100 cm ²)			Smear (DPM/100 cm ²)		
No.	α	β	No.	α	β
1			1		
2			2		
3			3		
4			4		
5			5		
6			6		
7			7		
8			8		
9			9		
10			10		
11		A	11		A
12	N		12	N	
13			13		
14			14		
15			15		
16			16		
17			17		
18			18		
19			19		
20			20		
21			21		
22			22		
23			23		
24			24		
25			25		



Smear/ Direct

Measurement Location

Dose Rate (urem/hr)

1 -	Outer Right side #1	5
2 -	Outer Right side #2	5
3 -	Outer Front/Side	5
4 -	Outer Left side #1	5
5 -	Outer Left side #2	5
6 -	Outer Rear/side	5

Smear/ Direct

Measurement Location

Dose Rate (urem/hr)

7 -	Outer Lid/ Right side	4
8 -	Outer Lid/ Left side	5

Comments	Surveyed By:	Date:	Instrument	Serial #	α Eff.	β Eff.	α Bkg.	β Bkg	γ Bkg	Cal. Due	Key	
Smear and direct measurement results are presented on page 2 and 3.	A. Jacobs	24-Mar-17	2360/ 43-93	193638/ PR199836	0.10953	0.03975	1	126	N/A	2/7/2018		
		24-Mar-17	2929/ 43-10-1	200051/ PR215948	0.36781	0.20113	0	30	N/A	12/6/2017		
			Bicron	2079	NA	NA	NA	NA	4	11/29/2016		
	Reviewed By:	Date:										
	M. Plonski	24-Mar-17										

page 1 of 1

dpm/100 cm ²	
α Flag	β Flag
5,000	5,000

[illegible]

CABRERA STATIC COUNTING WORKSHEET (Rev 6)

page 2 of 2

Detector Active Area (cm ²)
100

α eff	β eff
0.3678	0.2011

Static Count Time (min)
1.0

Daily Background Count Time (min)
1.0

dpm/100 cm ²
α Flag β Flag
1,000 1,000

* Morning Daily Count

seq. #	Sample ID# and Description	Date	Background Total Counts*		Sample Total Counts		Background (cpm)		Sample Counts (cpm)		Sample (dpm/100 cm ²)		> α flag	> β flag	Tech. Initial
			α	β	α	β	α	β	α	β	α	β			
47	IMC BFLU000011 5	2/24/2017	0	33	1	41	0.0	33.0	1.00	41	2.7	40			NB
48	IMC BFLU000011 6	2/24/2017	0	33	3	40	0.0	33.0	3.00	40	8.2	35			NB
49	IMC BFLU000011 7	2/24/2017	0	33	1	47	0.0	33.0	1.00	47	2.7	70			NB
50	IMC BFLU000011 8	2/24/2017	0	33	0	42	0.0	33.0	0.00	42	0.0	45			NB
51															
52	IMC GFLU001451 1	2/24/2017	0	33	0	38	0.0	33.0	0.00	38	0.0	25			NB
53	IMC GFLU001451 2	2/24/2017	0	33	1	29	0.0	33.0	1.00	29	2.7	-20			NB
54	IMC GFLU001451 3	2/24/2017	0	33	1	37	0.0	33.0	1.00	37	2.7	20			NB
55	IMC GFLU001451 4	2/24/2017	0	33	0	44	0.0	33.0	0.00	44	0.0	55			NB
56	IMC GFLU001451 5	2/24/2017	0	33	0	38	0.0	33.0	0.00	38	0.0	25			NB
57	IMC GFLU001451 6	2/24/2017	0	33	2	35	0.0	33.0	2.00	35	5.4	10			NB
58	IMC GFLU001451 7	2/24/2017	0	33	1	39	0.0	33.0	1.00	39	2.7	30			NB
59	IMC GFLU001451 8	2/24/2017	0	33	0	33	0.0	33.0	0.00	33	0.0	0			NB
60															
61	Incoming														
62	IMC GFLU2079-1	3/15/2017	0	30	1	35	0.0	30.0	1.00	35	2.7	25			SO
63	IMC GFLU2079-2	3/15/2017	0	30	1	47	0.0	30.0	1.00	47	2.7	85			SO
64	IMC GFLU2079-3	3/15/2017	0	30	0	43	0.0	30.0	0.00	43	0.0	65			SO
65	IMC GFLU2079-4	3/15/2017	0	30	0	38	0.0	30.0	0.00	38	0.0	40			SO
66	IMC GFLU2079-5	3/15/2017	0	30	1	44	0.0	30.0	1.00	44	2.7	70			SO
67	IMC GFLU2079-6	3/15/2017	0	30	0	51	0.0	30.0	0.00	51	0.0	104			SO
68	IMC GFLU2079-7	3/15/2017	0	30	0	37	0.0	30.0	0.00	37	0.0	35			SO
69	IMC GFLU2079-8	3/15/2017	0	30	0	35	0.0	30.0	0.00	35	0.0	25			SO
70															
71	GFLU 2198 right side1	3/24/2017	0	44	0	36	0.0	44.0	0.00	36	0.0	-40			AJ
72	GFLU 2198 right side2	3/24/2017	0	44	1	37	0.0	44.0	1.00	37	2.7	-35			AJ
73	GFLU 2198 End	3/24/2017	0	44	0	30	0.0	44.0	0.00	30	0.0	-70			AJ
74	GFLU2198 left side 1	3/24/2017	0	44	2	48	0.0	44.0	2.00	48	5.4	20			AJ
75	GFLU2198 left side 2	3/24/2017	0	44	1	30	0.0	44.0	1.00	30	2.7	-70			AJ
76	GFLU2198 rear door	3/24/2017	0	44	0	33	0.0	44.0	0.00	33	0.0	-55			AJ
77															
78	GFLU1483 right side 1	3/24/2017	0	44	0	35	0.0	44.0	0.00	35	0.0	-45			AJ
79	GFLU1483 right side 2	3/24/2017	0	44	0	45	0.0	44.0	0.00	45	0.0	5			AJ
80	GFLU1483 End	3/24/2017	0	44	0	47	0.0	44.0	0.00	47	0.0	15			AJ
81	GFLU1483 left side 1	3/24/2017	0	44	0	36	0.0	44.0	0.00	36	0.0	-40			AJ
82	GFLU1483 left side 2	3/24/2017	0	44	0	40	0.0	44.0	0.00	40	0.0	-20			AJ
83	GFLU1483 rear door	3/24/2017	0	44	2	33	0.0	44.0	2.00	33	5.4	-55			AJ

Revision 2

Location: New Haven, CT

Site: Former UNC Manufacturing Facility

OP-001-02 Radiological Survey Sheet

RWP#

10-1007.00-3

Survey UNC-2017-010 - IMC

GFLU001075 Incoming

Survey Type:

Incoming

Radiological Surveys

pg. 1 of 2

Direct Count

(DPM/100 cm²)

Smear

(DPM/100 cm²)

circle one

No.	α	β	No.	α	β
1	204	384	1	5	42
2	243	447	2	4	50
3	263	773	3	14	54
4	331	571	4	11	58
5	306	522	5	11	46
6	334	608	6	13	55
7	331	543	7	9	52
8	353	600	8	12	60
9	385	605	9	22	78
10	325	574	10	12	61
11			11		
12			12		
13			13		
14			14		
15			15		
16			16		
17			17		
18			18		
19			19		
20			20		
21			21		
22			22		
23			23		
24			24		
25			25		

Surveyed By:

Jon Cote

Date:

12-Apr-17

Instrument

2360/43-93

Serial #

184909/PR298426

α Eff.

0.09923

β Eff.

0.06202

α Bkg.

0.0

β Bkg.

107

γ Bkg

N/A

Cal. Due

16-Jan-18

Key

Comments

All static and smears were taken from the inside lid surface.

Reviewed By:

Date:

12-Apr-17

A/S Location

Boundary

Smear

Dose Rate

/hr

Direct Reading

CPM/direct frisk

Grab Sample



Revision 2

OP-001-02 Radiological Survey Sheet

Survey UNC-2017-012-IMC

ERRU000226 Incoming

Radiological Surveys

Location: New Haven, CT

Site: Former UNC Manufacturing Facility

RWP#

10-1007.00-3

Survey Type:

Incoming

pg. 1 of 2

Direct Count

(DPM/100 cm²)

No.

α

β

No.

α

β

Smear

(DPM/100 cm²)

circle one

1

0

111

1

0

36

2

1

94

2

1

44

3

0

111

3

1

33

4

0

106

4

0

47

5

1

106

5

0

25

6

0

114

6

0

38

7

2

123

7

2

34

8

1

157

8

0

39

9

9

10

10

11

11

12

12

13

13

14

14

15

15

16

16

17

17

18

18

19

19

20

20

21

21

22

22

23

23

24

24

25

25

Smear #

1

2

3

4

5

6

7

8

Door Short Side

Left Long Side

Left Long Side

Short Side

Right Long Side

Right Long Side

Top

Top

Comments

Conversion from counts to DPM/100 cm² for smears are provided on pages 2.

Surveyed By:

[Signature]

Date:

13-Apr-17

Instrument

2360/43-93

Serial #

184909/PR298426

α Eff.

0.09923

β Eff.

0.06202

α Bkg.

1.0

β Bkg.

120

γ Bkg

N/A

Cal. Due

16-Jan-18

Key

■

A/S Location

.

Boundary

○

Smear

□

Dose Rate _____ /hr

*

Direct Reading CPM/direct frisk

△

Grab Sample

Reviewed By:

[Signature]

Date:

13-Apr-17

Revision 2

Location: New Haven, CT

Site: Former UNC Manufacturing Facility

OP-001-02 Radiological Survey Sheet

Survey UNC-2017-013-IMC

RWP#

10-1007.00-3

Survey Type: Incoming

pg. 1 of 2

Direct Count

(DPM/100 cm²)

Smear

(DPM/100 cm²)

circle one

No.	α	β	No.	α	β
1	0	125	1	0	36
2	0	125	2	0	41
3	0	132	3	0	37
4	0	154	4	0	37
5	0	133	5	1	38
6	0	116	6	0	37
7	1	106	7	0	35
8	4	164	8	0	37
9			9		
10			10		
11			11		
12			12		
13			13		
14			14		
15			15		
16			16		
17			17		
18			18		
19			19		
20			20		
21			21		
22			22		
23			23		
24			24		
25			25		

Smear #

Door Short Side

Left Long Side

Left Long Side

Short Side

Right Long Side

Right Long Side

Top

Top

Comments	Surveyed By:	Date:	Instrument	Serial #	α Eff.	β Eff.	α Bkg.	β Bkg.	γ Bkg.	Cal. Due	Key
Conversion from counts to DPM/100 cm ² for smears are provided on pages 2.	Jon Cote	25-Apr-17	2360/43-93	184909/PR298426	0.09923	0.06202	1.0	130	N/A	16-Jan-18	
				200051/PR215948	0.36781	0.20113	0.0	36	N/A	06-Dec-17	■ A/S Location
											⊙ Boundary
											□ Smear
											⊞ Dose Rate /hr
											* Direct Reading CPM/direct frisk
											△ Grab Sample

Reviewed By:

Date: 25-Apr-17

OP-001

CABRERA SERVICES, INC.

Page 15 of 15

Location: New Haven, CT
Site: Former UNC Manufacturing Facility

[illegible]

10-1007.00-3


Survey UNC-2017-014-IMC
MHFU002362 Incoming

Survey Type:	Ir
--------------	----

pg. 1 of 2

Direct Count										Smear		circle one
DPM/100 cm ²										DPM/100 cm ²		
No.	α	β	α	β	No.	α	β	No.	α	β		
1	2	103	1	0	39							
2	3	141	2	0	39							
3	1	122	3	0	34							
4	0	132	4	1	36							
5	1	117	5	0	36							
6	0	116	6	0	36							
7	0	137	7	0	36							
8	0	129	8	2	37							
9			9									
10			10									
11			11									
12			12									
13			13									
14			14									
15			15									
16			16									
17			17									
18			18									
19			19									
20			20									
21			21									
22			22									
23			23									
24			24									
25			25									

Smear #	
1	Door Short Side
2	Left Long Side
3	Left Long Side
4	Short Side
5	Right Long Side
6	Right Long Side
7	Top
8	Top



Comments	Surveyed By:	Date:	Instrument	Serial #	α Eff.	β Eff.	α Bkg.	β Bkg	γ Bkg	Cal. Due		Key
Conversion from counts to DPM/100 cm ² for smears are provided on pages 2.	<i>Jon Cote</i>	25-Apr-17	2360/ 43-93	184909/ PR298426	0.09923	0.06202	1.0	130	N/A	16-Jan-18		
	Jon Cote	25-Apr-17	2929/ 43-10-1	200051/ PR215948	0.36781	0.20113	0.0	36	N/A	06-Dec-17	■	A/S Location
											.	Boundary
											○	Smear
											□	Dose Rate _____ /hr
	Reviewed By: <i>[Signature]</i>	Date: 25-Apr-17									*	Direct Reading CPM/direct frisk
											△	Grab Sample

Revision 2

Location: New Haven, CT

Site: Former UNC Manufacturing Facility

OP-001-02 Radiological Survey Sheet

RWP#

Survey UNC-2017-016-IMC

GFLU2165 Incoming

Survey Type: Incoming

pg. 1 of 2

Direct Count

(DPM/100 cm²)

Smear

(DPM/100 cm²)

circle one

No.	α	β	No.	α	β
1	0	124	1	2	51
2	1	119	2	0	37
3	0	113	3	0	28
4	1	103	4	1	35
5	1	108	5	0	33
6	0	99	6	0	40
7	19	205	7	0	25
8	15	161	8	0	43
9			9		
10			10		
11			11		
12			12		
13			13		
14			14		
15			15		
16			16		
17			17		
18			18		
19			19		
20			20		
21			21		
22			22		
23			23		
24			24		
25			25		

Smear #

Door Short Side

Left Long Side

Left Long Side

Short Side

Right Long Side

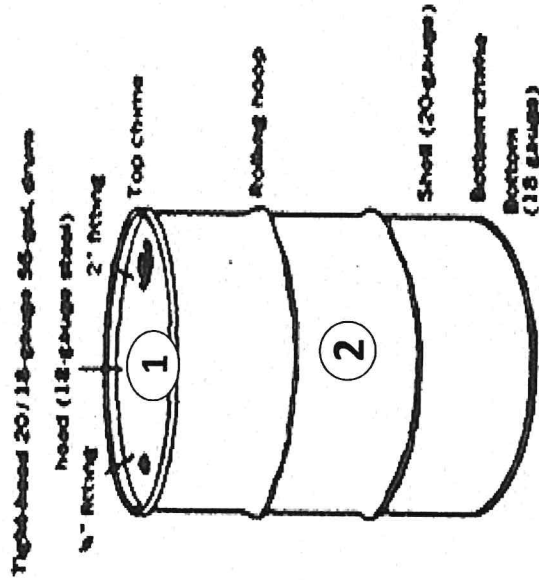
Right Long Side

Top

Top

Comments	Surveyed By:	Date:	Instrument	Serial #	α Eff.	β Eff.	α Bkg.	β Bkg.	γ Bkg.	Cal. Due	Key
Conversion from counts to DPM/100 cm ² for smears are provided on pages 2.	<i>Jon Cote</i>	02-May-17	2360/43-93	184909/PR298426	0.09923	0.06202	0.0	121	N/A	16-Jan-18	
	Jon Cote	02-May-17	2929/43-10-1	200051/PR215948	0.36781	0.20113	1.0	45	N/A	06-Dec-17	■ A/S Location
											⊛ Boundary
											○ Smear
											□ Dose Rate /hr
											* Direct Reading CPM/direct frisk
											△ Grab Sample

Static/Smear Locations											
No.	α	β	No.	α	β	No.	α	β	No.	α	β
1	1	101	1	1	29						
2	0	120	2	0	41						
3	0	113	3	0	41						
4	1	115	4	0	38						
5	1	123	5	0	38						
6	0	114	6	0	36						
7	0	128	7	0	32						
8	1	140	8	0	34						
9	0	129	9	0	35						
10	3	111	10	0	38						
11	0	122	11	0	34						
12	0	143	12	1	39						
13	0	130	13	0	31						
14	0	131	14	0	32						
15	1	107	15	0	35						
16	0	98	16	0	33						
17	1	139	17	0	36						
18	2	133	18	0	30						
19	1	135	19	0	38						
20	1	138	20	0	54						
21	1	155	21	0	38						
22	1	142	22	0	41						
23	0	126	23	0	37						
24	1	136	24	0	41						
25	N/A	N/A	25	N/A	N/A						



Drums 1 Thru 12

Comments											
No.	α	β	No.	α	β	No.	α	β	No.	α	β
1	1	101	1	1	29						
2	0	120	2	0	41						
3	0	113	3	0	41						
4	1	115	4	0	38						
5	1	123	5	0	38						
6	0	114	6	0	36						
7	0	128	7	0	32						
8	1	140	8	0	34						
9	0	129	9	0	35						
10	3	111	10	0	38						
11	0	122	11	0	34						
12	0	143	12	1	39						
13	0	130	13	0	31						
14	0	131	14	0	32						
15	1	107	15	0	35						
16	0	98	16	0	33						
17	1	139	17	0	36						
18	2	133	18	0	30						
19	1	135	19	0	38						
20	1	138	20	0	54						
21	1	155	21	0	38						
22	1	142	22	0	41						
23	0	126	23	0	37						
24	1	136	24	0	41						
25	N/A	N/A	25	N/A	N/A						

Comments											
No.	α	β	No.	α	β	No.	α	β	No.	α	β
1	1	101	1	1	29						
2	0	120	2	0	41						
3	0	113	3	0	41						
4	1	115	4	0	38						
5	1	123	5	0	38						
6	0	114	6	0	36						
7	0	128	7	0	32						
8	1	140	8	0	34						
9	0	129	9	0	35						
10	3	111	10	0	38						
11	0	122	11	0	34						
12	0	143	12	1	39						
13	0	130	13	0	31						
14	0	131	14	0	32						
15	1	107	15	0	35						
16	0	98	16	0	33						
17	1	139	17	0	36						
18	2	133	18	0	30						
19	1	135	19	0	38						
20	1	138	20	0	54						
21	1	155	21	0	38						
22	1	142	22	0	41						
23	0	126	23	0	37						
24	1	136	24	0	41						
25	N/A	N/A	25	N/A	N/A						

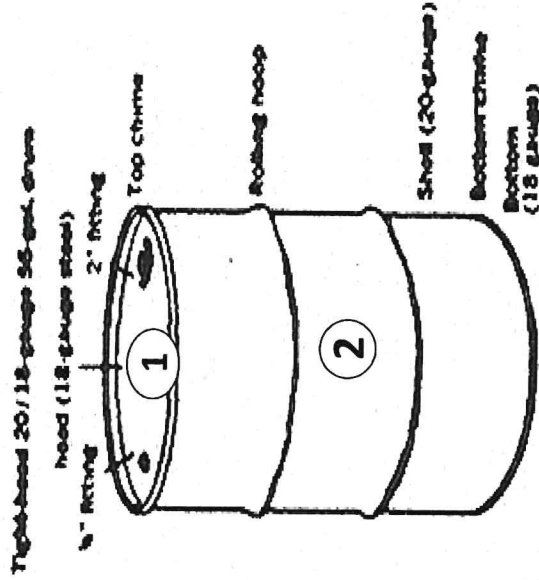
Comments											
No.	α	β	No.	α	β	No.	α	β	No.	α	β
1	1	101	1	1	29						
2	0	120	2	0	41						
3	0	113	3	0	41						
4	1	115	4	0	38						
5	1	123	5	0	38						
6	0	114	6	0	36						
7	0	128	7	0	32						
8	1	140	8	0	34						
9	0	129	9	0	35						
10	3	111	10	0	38						
11	0	122	11	0	34						
12	0	143	12	1	39						
13	0	130	13	0	31						
14	0	131	14	0	32						
15	1	107	15	0	35						
16	0	98	16	0	33						
17	1	139	17	0	36						
18	2	133	18	0	30						
19	1	135	19	0	38						
20	1	138	20	0	54						
21	1	155	21	0	38						
22	1	142	22	0	41						
23	0	126	23	0	37						
24	1	136	24	0	41						
25	N/A	N/A	25	N/A	N/A						

Comments											
No.	α	β	No.	α	β	No.	α	β	No.	α	β
1	1	101	1	1	29						
2	0	120	2	0	41						
3	0	113	3	0	41						
4	1	115	4	0	38						
5	1	123	5	0	38						
6	0	114	6	0	36						
7	0	128	7	0	32						
8	1	140	8	0	34						
9	0	129	9	0	35						
10	3	111	10	0	38						
11	0	122	11	0	34						
12	0	143	12	1	39						
13	0	130	13	0	31						
14	0	131	14	0	32						
15	1	107	15	0	35						
16	0	98	16	0	33						
17	1	139	17	0	36						
18	2	133	18	0	30						
19	1	135	19	0	38						
20	1	138	20	0	54						
21	1	155	21	0	38						
22	1	142	22	0	41						
23	0	126	23	0	37						
24	1	136	24	0	41						
25	N/A	N/A	25	N/A	N/A						

Comments											
No.	α	β	No.	α	β	No.	α	β	No.	α	β
1	1	101	1	1	29						
2	0	120	2	0	41						
3	0	113	3	0	41						
4	1	115	4	0	38						
5	1	123	5	0	38						
6	0	114	6	0	36						
7	0	128	7	0	32						
8	1	140	8	0	34						
9	0	129	9	0	35						
10	3	111	10	0	38						
11	0	122	11	0	34						
12	0	143	12	1	39						
13	0	130	13	0	31						
14	0	131	14	0	32						
15	1	107	15	0	35						
16	0	98	16	0	33						
17	1	139	17	0	36						
18	2	133	18	0	30						
19	1	135	19	0	38						
20	1	138	20	0	54						
21	1	155	21	0	38						
22	1	142	22	0	41						
23	0	126	23	0	37						
24	1	136	24	0	41						
25	N/A	N/A	25	N/A	N/A						

Comments											
12 Drums On Survey Form											
Jon Cole 5-01-17											
Jon Cole 5-01-17											
Jon Cole 5-4-17											
Jon Cole											
Reviewed By:											
Date:											
Date:											
Date:											
Date:											
Date:											
Date:											
Date:											
Date:											
Date:											
Date:											
Date:											
Date:											
Date:											
Date:											
Date:											
Date:											
Date:											
Date:											
Date:											
Date:											
Date:											
Date:											
Date:											
Date:											
Date:											
Date:											
Date:											
Date:											
Date:											
Date:											
Date:											
Date:											
Date:											
Date:											
Date:											
Date:											
Date:											
Date:											
Date:											
Date:											
Date:											
Date:											
Date:											
Date:											
Date:											
Date:											
Date:											
Date:											
Date:											
Date:											
Date:											
Date:											
Date:											
Date:											
Date:											
Date:											
Date:											
Date:											
Date:											
Date:											
Date:											
Date:											
Date:											
Date:											
Date:											
Date:											
Date:											
Date:											
Date:											
Date:											
Date:											
Date:											
Date:											
Date:											
Date:											
Date:											
Date:											
Date:											
Date:											
Date:											
Date:											
Date:											
Date:											
Date:											
Date:											
Date:											
Date:											
Date:											
Date:											
Date:											
Date:											
Date:											
Date:											
Date:											
Date:											
Date:											
Date:											
Date:											
Date:											
Date:											
Date:											
Date:											
Date:											
Date:											
Date:											
Date:											
Date:											
Date:											
Date:											
Date:											
Date:											
Date:											
Date:											
Date:											
Date:											
Date:											
Date:											
Date:											
Date:											
Date:											
Date:											
Date:											
Date:											
Date:											
Date:											
Date:											
Date:											
Date:											
Date:											
Date:											
Date:											
Date:											
Date:											
Date:											
Date:											
Date:											
Date:											
Date:											
Date:											
Date:											
Date:											
Date:											
Date:											
Date:											
Date:											
Date:											
Date:											
Date:											
Date:											
Date:											
Date:											
Date:											
Date:											
Date:											
Date:											
Date:											
Date:											
Date:											
Date:											
Date:											
Date:											
Date:											
Date:											
Date:											
Date:											
Date:											
Date:											
Date:											
Date:											
Date:											
Date:											
Date:											
Date:											
Date:											
Date:											
Date:											
Date:											
Date:											
Date:											
Date:											
Date:											
Date:											
Date:											
Date:											
Date:											
Date:											
Date:											
Date:											
Date:											
Date:											
Date:											
Date:											
Date:											
Date:											
Date:											
Date:											
Date:											
Date:											
Date:											
Date:											
Date:											
Date:											
Date:											
Date:											
Date:											
Date:											
Date:											
Date:											
Date:											
Date:											
Date:											
Date:											
Date:											
Date:											
Date:											
Date:											
Date:											
Date:											
Date:											
Date:											
Date:											
Date:											
Date:											
Date:											
Date:											
Date:											
Date:											
Date:											
Date:											
Date:											
Date:											
Date:											
Date:											
Date:											
Date:											
Date:											
Date:											
Date:											
Date:											
Date:											
Date:											
Date:											
Date:											
Date:											
Date:											
Date:											
Date:											
Date:											
Date:											
Date:											
Date:											
Date:											
Date:											
Date:											
Date:											
Date:											
Date:											
Date:											
Date:											
Date:											
Date:											
Date:											
Date:											
Date:											
Date:											
Date:											
Date:											
Date:											
Date:											
Date:											
Date:											
Date:											
Date:											
Date:											
Date:											
Date:											
Date:											
Date:											
Date:											
Date:											
Date:											
Date:											
Date:											
Date:											
Date:											
Date:											
Date:											
Date:											
Date:											
Date:											
Date:											
Date:											
Date:											
Date:											
Date:											
Date:											
Date:											
Date:											
Date:											
Date:											
Date:											
Date:											
Date:											
Date:											
Date:											
Date:											
Date:											
Date:											
Date:											
Date:											
Date:											
Date:											
Date:											
Date:											
Date:											
Date:											
Date:											
Date:											
Date:											
Date:											
Date:											
Date:											
Date:											
Date:											
Date:											
Date:											
Date:											
Date:											
Date:											
Date:											
Date:											
Date:											
Date:											
Date:											
Date:											
Date:											
Date:											
Date:											
Date:											
Date:											
Date:											
Date:											
Date:											
Date:											
Date:											
Date:											
Date:											
Date:											
Date:											
Date:											
Date:											
Date:											
Date:											
Date:											
Date:											
Date:											
Date:											
Date:											
Date:											
Date:											
Date:											
Date:											
Date:											
Date:											
Date:											
Date:											
Date:											
Date:											
Date:											
Date:											
Date:											
Date:											
Date:											
Date:											
Date:											
Date:											
Date:											
Date:											
Date:											
Date:											
Date:											
Date:											
Date:											
Date:											
Date:											
Date:											
Date:											
Date:											
Date:											
Date:											
Date:											
Date:											
Date:											
Date:											
Date:											
Date:											
Date:											
Date:											
Date:											
Date:											
Date:											
Date:											

Static/Smear Locations											
No.	α	β	No.	α	β	No.	α	β	No.	α	β
23	1	0	123	1	42						
24	2	1	131	2	38						
25	3	0	137	3	35						
26	4	0	129	4	37						
27	5	2	122	5	34						
28	6	1	101	6	45						
29	7	0	131	7	36						
30	8	1	123	8	36						
31	9	0	137	9	53						
32	10	1	127	10	90						
33	11	0	140	11	41						
34	12	0	127	12	36						
	13	1	117	13	30						
	14	1	120	14	36						
	15	1	148	15	43						
	16	0	145	16	38						
	17	0	133	17	36						
	18	3	128	18	31						
	19	0	139	19	32						
	20	0	137	20	41						
	21	0	117	21	36						
	22	2	149	22	45						
	23	2	111	23	35						
	24	0	114	24	34						
25	N/A	N/A	N/A	25	N/A						



Drums 123 Thru 134

Comments											
No.	α	β	No.	α	β	No.	α	β	No.	α	β
23	1	0	123	1	42						
24	2	1	131	2	38						
25	3	0	137	3	35						
26	4	0	129	4	37						
27	5	2	122	5	34						
28	6	1	101	6	45						
29	7	0	131	7	36						
30	8	1	123	8	36						
31	9	0	137	9	53						
32	10	1	127	10	90						
33	11	0	140	11	41						
34	12	0	127	12	36						
	13	1	117	13	30						
	14	1	120	14	36						
	15	1	148	15	43						
	16	0	145	16	38						
	17	0	133	17	36						
	18	3	128	18	31						
	19	0	139	19	32						
	20	0	137	20	41						
	21	0	117	21	36						
	22	2	149	22	45						
	23	2	111	23	35						
	24	0	114	24	34						
25	N/A	N/A	N/A	25	N/A						

Comments											
No.	α	β	No.	α	β	No.	α	β	No.	α	β
23	1	0	123	1	42						
24	2	1	131	2	38						
25	3	0	137	3	35						
26	4	0	129	4	37						
27	5	2	122	5	34						
28	6	1	101	6	45						
29	7	0	131	7	36						
30	8	1	123	8	36						
31	9	0	137	9	53						
32	10	1	127	10	90						
33	11	0	140	11	41						
34	12	0	127	12	36						
	13	1	117	13	30						
	14	1	120	14	36						
	15	1	148	15	43						
	16	0	145	16	38						
	17	0	133	17	36						
	18	3	128	18	31						
	19	0	139	19	32						
	20	0	137	20	41						
	21	0	117	21	36						
	22	2	149	22	45						
	23	2	111	23	35						
	24	0	114	24	34						
25	N/A	N/A	N/A	25	N/A						

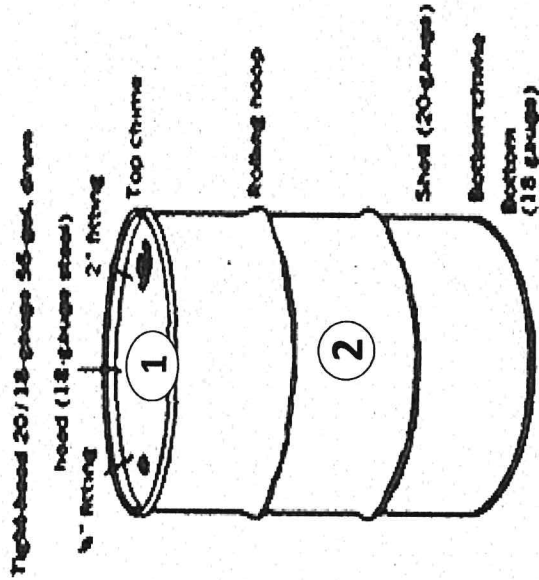
Comments											
No.	α	β	No.	α	β	No.	α	β	No.	α	β
23	1	0	123	1	42						
24	2	1	131	2	38						
25	3	0	137	3	35						
26	4	0	129	4	37						
27	5	2	122	5	34						
28	6	1	101	6	45						
29	7	0	131	7	36						
30	8	1	123	8	36						
31	9	0	137	9	53						
32	10	1	127	10	90						
33	11	0	140	11	41						
34	12	0	127	12	36						
	13	1	117	13	30						
	14	1	120	14	36						
	15	1	148	15	43						
	16	0	145	16	38						
	17	0	133	17	36						
	18	3	128	18	31						
	19	0	139	19	32						
	20	0	137	20	41						
	21	0	117	21	36						
	22	2	149	22	45						
	23	2	111	23	35						
	24	0	114	24	34						
25	N/A	N/A	N/A	25	N/A						

Comments											
No.	α	β	No.	α	β	No.	α	β	No.	α	β
23	1	0	123	1	42						
24	2	1	131	2	38						
25	3	0	137	3	35						
26	4	0	129	4	37						
27	5	2	122	5	34						
28	6	1	101	6	45						
29	7	0	131	7	36						
30	8	1	123	8	36						
31	9	0	137	9	53						
32	10	1	127	10	90						
33	11	0	140	11	41						
34	12	0	127	12	36						
	13	1	117	13	30						
	14	1	120	14	36						
	15	1	148	15	43						
	16	0	145	16	38						
	17	0	133	17	36						
	18	3	128	18	31						
	19	0	139	19	32						
	20	0	137	20	41						
	21	0	117	21	36						
	22	2	149	22	45						
	23	2	111	23	35						
	24	0	114	24	34						
25	N/A	N/A	N/A	25	N/A						

Comments											
No.	α	β	No.	α	β	No.	α	β	No.	α	β
23	1	0	123	1	42						
24	2	1	131	2	38						
25	3	0	137	3	35						
26	4	0	129	4	37						
27	5	2	122	5	34						
28	6	1	101	6	45						
29	7	0	131	7	36						
30	8	1	123	8	36						
31	9	0	137	9	53						
32	10	1	127	10	90						
33	11	0	140	11	41						
34	12	0	127	12	36						
	13	1	117	13	30						
	14	1	120	14	36						
	15	1	148	15	43						
	16	0	145	16	38						
	17	0	133	17	36						
	18	3	128	18	31						
	19	0	139	19	32						
	20	0	137	20	41						
	21	0	117	21	36						
	22	2	149	22	45						
	23	2	111	23	35						
	24	0	114	24	34						
25	N/A	N/A	N/A	25	N/A						

Comments											
12 Drums On Survey Form											
Surveyed By: Jon Cote 5-3-17											
Instrument 2360											
Serial # 184909											
α Eff. 0.09923											
β Eff. 0.06202											
α Bkg. 0											
β Bkg. 171											
γ Bkg. NA											
Cal. Due 1/16/2018											
Key											
■ A/S Location											
. Boundary											
○ Static/Smear Location											
□ Dose Rate urem/hr											
* Direct Reading											
△ Grab Sample											

Static/Smear Locations											
No.	α	β	No.	α	β	No.	α	β	No.	α	β
71	0	121	1	1	52						
72	1	110	2	0	28						
73	0	122	3	0	39						
74	0	118	4	0	40						
75	0	124	5	0	38						
76	0	115	6	1	23						
77	0	140	7	0	37						
78	0	97	8	0	26						
79	1	134	9	0	38						
80	3	138	10	0	45						
81	1	155	11	2	38						
82	1	116	12	1	47						
83	1	130	13	0	46						
84	1	114	14	0	40						
85	1	124	15	0	34						
86	0	124	16	0	38						
87	2	153	17	0	41						
88	1	113	18	0	35						
89	3	126	19	0	42						
90	7	149	20	1	47						
91	0	136	21	1	34						
92	0	105	22	0	33						
93	1	148	23	0	39						
94	0	144	24	0	49						
95	N/A	N/A	25	N/A	N/A						



Drums 171 Thru 182

Comments											
12 Drums On Survey Form											
Surveyed By: Jan Cote				Date: 5-4-17		Instrument: 2360		Serial #: 184909		Cal. Due: 1/16/2018	
for a lot						43-93		PR298426			
Jan Cote				5-12-17		2929		200051		12/6/2017	
for a lot						43-10-1		PR157789			
Reviewed By:				Date:							

■	A/S Location
**	Boundary
○	Static/Smear Location
□	Dose Rate urem/hr
*	Direct Reading
△	Grab Sample

Revision 2

OP-001-02 Radiological Survey Sheet

Location: New Haven, CT

Site: Former UNC Manufacturing Facility

RWP#

10-1007.00-3

Survey UNC-2017-037-IMC

GFLU1032 Incoming

Survey Type: Incoming

pg. 1 of 2

Direct Count

(DPM/100 cm²)

No.

1

2

3

4

5

6

7

8

9

10

11

12

13

14

15

16

17

18

19

20

21

22

23

24

25

Smear

(DPM/100 cm²)

No.

1

2

3

4

5

6

7

8

9

10

11

12

13

14

15

16

17

18

19

20

21

22

23

24

25

circle one

1

2

3

4

5

6

7

8

9

10

11

12

13

14

15

16

17

18

19

20

21

22

23

24

25

Door Short Side

Left Long Side

Left Long Side

Short Side

Right Long Side

Right Long Side

Top

Top

Smear #

1

2

3

4

5

6

7

8

Comments

Conversion from counts to DPM/100 cm² for smears are provided on pages 2.

Surveyed By:

Jon Cote

Date:

11-May-17

Instrument

2360/43-93

Serial #

184909/PR298426

α Eff.

0.09923

β Eff.

0.06202

α Bkg.

0.0

β Bkg.

110

γ Bkg.

N/A

Cal. Due

16-Jan-18

Key

■

A/S Location

.

Boundary

○

Smear

□

Dose Rate ____/hr

*

Direct Reading CPM/direct frisk

△

Grab Sample

Reviewed By:

[Signature]

Date:

11-May-17

Revision 2

OP-001-02 Radiological Survey Sheet

Location: New Haven, CT

Site: Former UNC Manufacturing Facility

RWP#

10-1007.00-3

Survey UNC-2017-038-IMC

ERRU000310 Incoming

Survey Type:

Incoming

Radiological Surveys

pg. 1 of 2

Direct Count

(DPM/100 cm²)

Smear

(DPM/100 cm²)

circle one

No.	α	β	No.	α	β	
1	2	109	1	2	40	
2	1	107	2	0	35	
3	1	121	3	1	54	
4	0	97	4	0	32	
5	0	150	5	0	31	
6	0	116	6	0	42	
7	2	106	7	0	37	
8	9	121	8	0	42	
9			9			
10			10			
11			11			
12			12			
13			13			
14			14			
15			15			
16			16			
17			17			
18			18			
19			19			
20			20			
21			21			
22			22			
23			23			
24			24			
25			25			

Smear #

Door Short Side

1

Left Long Side

2

Left Long Side

3

Short Side

4

Right Long Side

5

Right Long Side

6

Top

7

Top

8

Comments

Conversion from counts to DPM/100 cm² for smears are provided on pages 2.

Surveyed By:

Jon Cote

Date:

11-May-17

Instrument

2360/43-93

Serial #

184909/PR298426

α Eff.

0.09923

β Eff.

0.06202

α Bkg.

0.0

β Bkg

110

γ Bkg

N/A

Cal. Due

16-Jan-18

Key

AS Location

Boundary

Smear

Dose Rate /hr

Direct Reading CPM/direct frisk

Grab Sample

OP-001

CABRERA SERVICES, INC.

Page 15 of 15

Revision 2

Location: New Haven, CT

Site: Former UNC Manufacturing Facility

OP-001-02 Radiological Survey Sheet

RWP#

10-1007.00-3

Survey UNC-2017-039-IMC

GFLU001742 Incoming

Survey Type: Incoming

pg. 1 of 2

Direct Count

(DPM/100 cm²)

No.

1

2

3

4

5

6

7

8

9

10

11

12

13

14

15

16

17

18

19

20

21

22

23

24

25

Smear

(DPM/100 cm²)

No.

1

2

3

4

5

6

7

8

9

10

11

12

13

14

15

16

17

18

19

20

21

22

23

24

25

circle one

1

2

3

4

5

6

7

8

9

10

11

12

13

14

15

16

17

18

19

20

21

22

23

24

25

Door Short Side

Left Long Side

Left Long Side

Short Side

Right Long Side

Right Long Side

Top

Top

Smear #

1

2

3

4

5

6

7

8

Comments

Conversion from counts to DPM/100 cm² for smears are provided on pages 2.

Surveyed By:

Jon Cote

Date:

11-May-17

Instrument

2360/43-93

Serial #

184909/PR298426

α Eff.

0.09923

β Eff.

0.06202

α Bkg.

0.0

β Bkg.

110

γ Bkg.

N/A

Cal. Due

16-Jan-18

Key

■

A/S Location

.

Boundary

○

Smear

□

Dose Rate /hr

*

Direct Reading CPM/direct frisk

△

Grab Sample

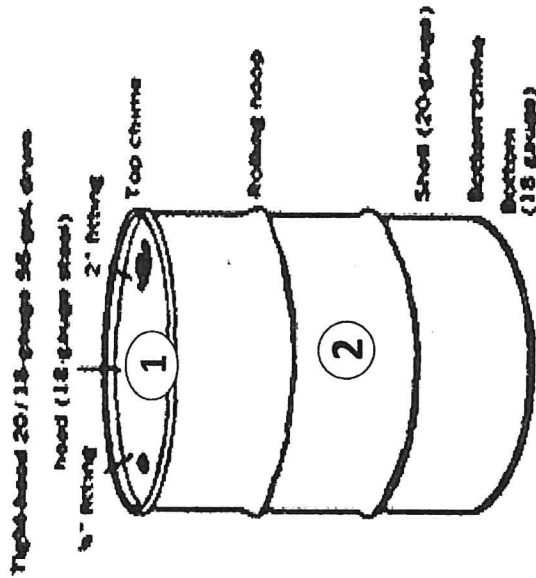
Reviewed By:

[Signature]

Date:

11-May-17

Static/Smear Locations											
No.	α	β	No.	α	β	No.	α	β	No.	α	β
1	0	124	1	0	30						
2	2	110	2	0	34						
3	2	121	3	1	35						
4	2	134	4	0	36						
5	1	129	5	1	38						
6	3	123	6	0	41						
7	0	138	7	0	40						
8	2	118	8	0	22						
9	1	136	9	0	21						
10	0	101	10	0	36						
11	0	123	11	0	37						
12	0	116	12	0	35						
13	0	106	13	0	46						
14	0	151	14	0	44						
15	2	122	15	0	42						
16	4	132	16	2	48						
17	0	134	17	1	30						
18	8	113	18	1	41						
19	1	121	19	1	46						
20	0	103	20	0	42						
21	4	130	21	0	46						
22	0	119	22	0	34						
23	2	118	23	0	34						
24	0	99	24	0	39						
25	N/A	N/A	25	N/A	N/A						

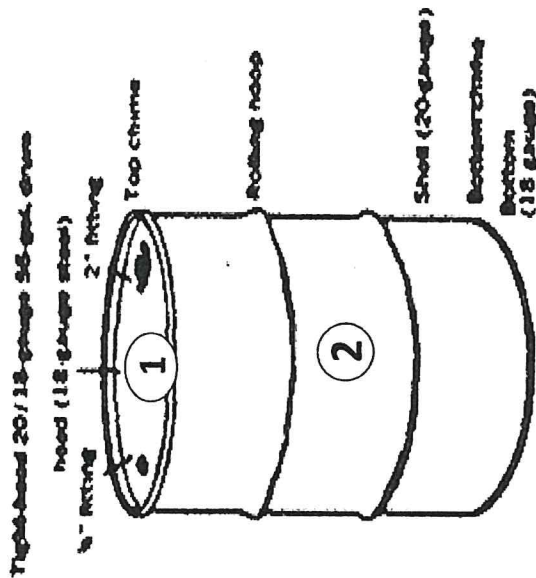


Drums 291 Thru 302

Comments											
No.	α	β	No.	α	β	Instrument	Serial #	α Eff.	β Eff.	α Bkg.	β Bkg.
1	0	124	1	0	30	2360	184909	0.09923	0.06202	0	102
2	2	110	2	0	34	43-93	PR298426				
3	2	121	3	1	35	2929	200051	0.36781	0.20113	0	35
4	2	134	4	0	36	43-10-1	PR157789				
5	1	129	5	1	38						
6	3	123	6	0	41						
7	0	138	7	0	40						
8	2	118	8	0	22						
9	1	136	9	0	21						
10	0	101	10	0	36						
11	0	123	11	0	37						
12	0	116	12	0	35						
13	0	106	13	0	46						
14	0	151	14	0	44						
15	2	122	15	0	42						
16	4	132	16	2	48						
17	0	134	17	1	30						
18	8	113	18	1	41						
19	1	121	19	1	46						
20	0	103	20	0	42						
21	4	130	21	0	46						
22	0	119	22	0	34						
23	2	118	23	0	34						
24	0	99	24	0	39						
25	N/A	N/A	25	N/A	N/A						

Surveyed By: Jan Cote
 Date: 5-18-17
 Instrument: 2360
 Serial #: 184909
 α Eff.: 0.09923
 β Eff.: 0.06202
 α Bkg.: 0
 β Bkg.: 102
 Cal. Due: 1/16/2018
 Key: A/S Location
 Boundary
 Static/Smear Location
 Dose Rate urem/hr
 Direct Reading
 Grab Sample

Static/Smear Locations									
No.	α	β	No.	α	β	No.	α	β	No.
1	0	112	1	0	38				
2	1	116	2	0	50				
3	1	117	3	0	40				
4	0	119	4	1	28				
5	0	130	5	0	26				
6	0	116	6	0	46				
7	0	130	7	0	29				
8	0	155	8	0	33				
9	2	127	9	0	29				
10	0	128	10	0	39				
11	1	138	11	0	41				
12	0	135	12	0	45				
13	0	129	13	1	43				
14	1	114	14	1	39				
15	2	111	15	0	42				
16	0	112	16	0	33				
17	1	120	17	0	37				
18	1	109	18	1	36				
19	2	134	19	0	34				
20	1	131	20	2	40				
21	0	114	21	0	41				
22	1	103	22	0	27				
23	0	109	23	0	28				
24	4	100	24	2	44				
25	N/A	N/A	25	N/A	N/A				



Drums 303 Thru 314

Comments									
12 Drums On Survey Form	Surveyed By:	Date:	Instrument	Serial #	α Eff.	β Eff.	α Bkg.	β Bkg.	γ Bkg.
	Jon Cote	5-18-17	2360	184909	0.09923	0.06202	0	102	NA
	Jon Cote	5-19-17	43-93	PR298426					
	Jon Cote	5-19-17	2929	200051	0.36781	0.20113	0	35	NA
	Reviewed By:		43-10-1	PR157789					
		Date:							
		5/19/17							

Key	
■	A/S Location
* *	Boundary
○	Static/Smear Location
□	Dose Rate urem/hr
*	Direct Reading
△	Grab Sample

[illegible]

Location: New Haven, CT RWP# Survey UNC-2017-050-Outgoing Survey Type: Outgoing pg. 1 of

Direct Count (100 cm ²)		Smear (100 cm ²)		circle one	
No.	α	β	No.	α	β
1	2	109	1	0	39
2	2	96	2	2	41
3	1	93	3	0	33
4	2	125	4	0	35
5	0	105	5	0	41
6	0	98	6	0	40
7	1	130	7	0	21
8	0	97	8	0	36
9	0	103	9	0	29
10	1	111	10	0	37
11			11		
12			12		
13			13		
14			14		
15			15		
16			16		
17			17		
18			18		
19			19		
20			20		
21			21		
22			22		
23			23		
24			24		
25			25		



Comments	Surveyed By:	Date:	Instrument	Serial #	α Eff.	β Eff.	α Bkg.	β Bkg.	γ Bkg.	Cal. Due	Key
Ser # 10098194	Jon Cote	22-May-17	2360/ 43-93	184909/ PR298426	0.09923	0.06202	0.0	110	N/A	16-Jan-18	
	<i>Jon Cote</i>										■ A/S Location
	Jon Cote	22-May-17	2929/ 43-10-1	200051/ PR215948	0.36781	0.20113	0.0	32	N/A	06-Dec-17	*.* Boundary
	<i>Jon Cote</i>										○ Smear
	Reviewed By:	Date:									□ Dose Rate /hr
		22-May-17									* Direct Reading CPM/direct frisk
	<i>WJ/C</i>	5/22/17									△ Grab Sample

Revision 2

OP-001-02 Radiological Survey Sheet

Radiological Surveys

Location: New Haven, CT

Site: Former UNC Manufacturing Facility

Direct Count (100 cm²)

Smear (100 cm²)

circle one

No.

α

β

No.

α

β

1

0

110

1

1

48

platform front

2

3

87

2

1

44

platform front-middle

3

2

92

3

0

43

platform rear-middle

4

4

114

4

0

48

platform rear

5

2

102

5

0

49

hand controls

6

2

94

6

2

42

right railing

7

5

131

7

0

29

left railing

8

0

124

8

0

38

left front wheel

9

3

90

9

1

45

left rear wheel

10

2

106

10

0

40

right rear wheel

11

11

12

12

13

13

14

14

15

15

16

16

17

17

18

18

19

19

20

20

21

21

22

22

23

23

24

24

25

25

Survey UNC-2017-051-Outgoing

Survey Type: Outgoing

10-1007.00-3

pg. 1 of

26W-4

DC RENTALS

300 452 7512

26W-4

DC RENTALS

300 452 7512

Comments

Surveyed By: Jon Cote

Date: 22-May-17

Instrument: 2360/43-93

Serial #: 184909/PR298426

α Eff.: 0.09923

β Eff.: 0.06202

α Bkg.: 0.0

β Bkg.: 110

γ Bkg.: N/A

Cal. Due: 16-Jan-18

Key:

■

A/S Location

Boundary

○

Smear

□

Dose Rate /hr

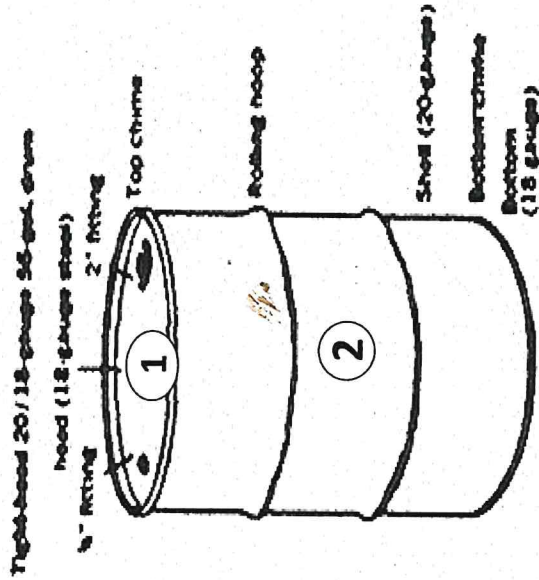
*

Direct Reading CPM/direct frisk

△

Grab Sample

Static/Smear Locations									
No.	α	β	No.	α	β	No.	α	β	No.
1	1	132	1	0	54				
2	2	125	2	0	37				
3	1	127	3	2	36				
4	1	159	4	0	35				
5	0	113	5	0	40				
6	0	144	6	0	41				
7	1	118	7	0	36				
8	0	124	8	2	34				
9	0	139	9	2	45				
10	1	116	10	1	31				
11	3	149	11	0	41				
12	3	124	12	0	52				
13	2	129	13	0	36				
14	1	148	14	1	39				
15	0	120	15	0	33				
16	0	136	16	0	34				
17	2	145	17	2	36				
18	0	145	18	1	28				
19	0	131	19	2	36				
20	1	135	20	1	40				
21	7	112	21	0	47				
22	4	137	22	0	49				
23	2	132	23	3	45				
24	1	113	24	0	43				
25	N/A	N/A	25	N/A	N/A				



Drums 357 Thru 368

Comments									
No.	α	β	No.	α	β	No.	α	β	No.
1	1	132	1	0	54				
2	2	125	2	0	37				
3	1	127	3	2	36				
4	1	159	4	0	35				
5	0	113	5	0	40				
6	0	144	6	0	41				
7	1	118	7	0	36				
8	0	124	8	2	34				
9	0	139	9	2	45				
10	1	116	10	1	31				
11	3	149	11	0	41				
12	3	124	12	0	52				
13	2	129	13	0	36				
14	1	148	14	1	39				
15	0	120	15	0	33				
16	0	136	16	0	34				
17	2	145	17	2	36				
18	0	145	18	1	28				
19	0	131	19	2	36				
20	1	135	20	1	40				
21	7	112	21	0	47				
22	4	137	22	0	49				
23	2	132	23	3	45				
24	1	113	24	0	43				
25	N/A	N/A	25	N/A	N/A				

Comments									
No.	α	β	No.	α	β	No.	α	β	No.
1	1	132	1	0	54				
2	2	125	2	0	37				
3	1	127	3	2	36				
4	1	159	4	0	35				
5	0	113	5	0	40				
6	0	144	6	0	41				
7	1	118	7	0	36				
8	0	124	8	2	34				
9	0	139	9	2	45				
10	1	116	10	1	31				
11	3	149	11	0	41				
12	3	124	12	0	52				
13	2	129	13	0	36				
14	1	148	14	1	39				
15	0	120	15	0	33				
16	0	136	16	0	34				
17	2	145	17	2	36				
18	0	145	18	1	28				
19	0	131	19	2	36				
20	1	135	20	1	40				
21	7	112	21	0	47				
22	4	137	22	0	49				
23	2	132	23	3	45				
24	1	113	24	0	43				
25	N/A	N/A	25	N/A	N/A				

Comments									
No.	α	β	No.	α	β	No.	α	β	No.
1	1	132	1	0	54				
2	2	125	2	0	37				
3	1	127	3	2	36				
4	1	159	4	0	35				
5	0	113	5	0	40				
6	0	144	6	0	41				
7	1	118	7	0	36				
8	0	124	8	2	34				
9	0	139	9	2	45				
10	1	116	10	1	31				
11	3	149	11	0	41				
12	3	124	12	0	52				
13	2	129	13	0	36				
14	1	148	14	1	39				
15	0	120	15	0	33				
16	0	136	16	0	34				
17	2	145	17	2	36				
18	0	145	18	1	28				
19	0	131	19	2	36				
20	1	135	20	1	40				
21	7	112	21	0	47				
22	4	137	22	0	49				
23	2	132	23	3	45				
24	1	113	24	0	43				
25	N/A	N/A	25	N/A	N/A				

Comments									
No.	α	β	No.	α	β	No.	α	β	No.
1	1	132	1	0	54				
2	2	125	2	0	37				
3	1	127	3	2	36				
4	1	159	4	0	35				
5	0	113	5	0	40				
6	0	144	6	0	41				
7	1	118	7	0	36				
8	0	124	8	2	34				
9	0	139	9	2	45				
10	1	116	10	1	31				
11	3	149	11	0	41				
12	3	124	12	0	52				
13	2	129	13	0	36				
14	1	148	14	1	39				
15	0	120	15	0	33				
16	0	136	16	0	34				
17	2	145	17	2	36				
18	0	145	18	1	28				
19	0	131	19	2	36				
20	1	135	20	1	40				
21	7	112	21	0	47				
22	4	137	22	0	49				
23	2	132	23	3	45				
24	1	113	24	0	43				
25	N/A	N/A	25	N/A	N/A				

Comments									
No.	α	β	No.	α	β	No.	α	β	No.
1	1	132	1	0	54				
2	2	125	2	0	37				
3	1	127	3	2	36				
4	1	159	4	0	35				
5	0	113	5	0	40				
6	0	144	6	0	41				
7	1	118	7	0	36				
8	0	124	8	2	34				
9	0	139	9	2	45				
10	1	116	10	1	31				
11	3	149	11	0	41				
12	3	124	12	0	52				
13	2	129	13	0	36				
14	1	148	14	1	39				
15	0	120	15	0	33				
16	0	136	16	0	34				
17	2	145	17	2	36				
18	0	145	18	1	28				
19	0	131	19	2	36				
20	1	135	20	1	40				
21	7	112	21	0	47				
22	4	137	22	0	49				
23	2	132	23	3	45				
24	1	113	24	0	43				
25	N/A	N/A	25	N/A	N/A				

Comments																																																																																																																																																																																																																																																																																																																																																																																																																																																																																																																																																																																																																																																																																																																																																																																																																																																																																																																																																																																																																																																																																																																																																																																																																																																																																																																																																																																																																																																																																																																																																																																																																																																																																																																										</
----------	--	--	--	--	--	--	--	--	--	--	--	--	--	--	--	--	--	--	--	--	--	--	--	--	--	--	--	--	--	--	--	--	--	--	--	--	--	--	--	--	--	--	--	--	--	--	--	--	--	--	--	--	--	--	--	--	--	--	--	--	--	--	--	--	--	--	--	--	--	--	--	--	--	--	--	--	--	--	--	--	--	--	--	--	--	--	--	--	--	--	--	--	--	--	--	--	--	--	--	--	--	--	--	--	--	--	--	--	--	--	--	--	--	--	--	--	--	--	--	--	--	--	--	--	--	--	--	--	--	--	--	--	--	--	--	--	--	--	--	--	--	--	--	--	--	--	--	--	--	--	--	--	--	--	--	--	--	--	--	--	--	--	--	--	--	--	--	--	--	--	--	--	--	--	--	--	--	--	--	--	--	--	--	--	--	--	--	--	--	--	--	--	--	--	--	--	--	--	--	--	--	--	--	--	--	--	--	--	--	--	--	--	--	--	--	--	--	--	--	--	--	--	--	--	--	--	--	--	--	--	--	--	--	--	--	--	--	--	--	--	--	--	--	--	--	--	--	--	--	--	--	--	--	--	--	--	--	--	--	--	--	--	--	--	--	--	--	--	--	--	--	--	--	--	--	--	--	--	--	--	--	--	--	--	--	--	--	--	--	--	--	--	--	--	--	--	--	--	--	--	--	--	--	--	--	--	--	--	--	--	--	--	--	--	--	--	--	--	--	--	--	--	--	--	--	--	--	--	--	--	--	--	--	--	--	--	--	--	--	--	--	--	--	--	--	--	--	--	--	--	--	--	--	--	--	--	--	--	--	--	--	--	--	--	--	--	--	--	--	--	--	--	--	--	--	--	--	--	--	--	--	--	--	--	--	--	--	--	--	--	--	--	--	--	--	--	--	--	--	--	--	--	--	--	--	--	--	--	--	--	--	--	--	--	--	--	--	--	--	--	--	--	--	--	--	--	--	--	--	--	--	--	--	--	--	--	--	--	--	--	--	--	--	--	--	--	--	--	--	--	--	--	--	--	--	--	--	--	--	--	--	--	--	--	--	--	--	--	--	--	--	--	--	--	--	--	--	--	--	--	--	--	--	--	--	--	--	--	--	--	--	--	--	--	--	--	--	--	--	--	--	--	--	--	--	--	--	--	--	--	--	--	--	--	--	--	--	--	--	--	--	--	--	--	--	--	--	--	--	--	--	--	--	--	--	--	--	--	--	--	--	--	--	--	--	--	--	--	--	--	--	--	--	--	--	--	--	--	--	--	--	--	--	--	--	--	--	--	--	--	--	--	--	--	--	--	--	--	--	--	--	--	--	--	--	--	--	--	--	--	--	--	--	--	--	--	--	--	--	--	--	--	--	--	--	--	--	--	--	--	--	--	--	--	--	--	--	--	--	--	--	--	--	--	--	--	--	--	--	--	--	--	--	--	--	--	--	--	--	--	--	--	--	--	--	--	--	--	--	--	--	--	--	--	--	--	--	--	--	--	--	--	--	--	--	--	--	--	--	--	--	--	--	--	--	--	--	--	--	--	--	--	--	--	--	--	--	--	--	--	--	--	--	--	--	--	--	--	--	--	--	--	--	--	--	--	--	--	--	--	--	--	--	--	--	--	--	--	--	--	--	--	--	--	--	--	--	--	--	--	--	--	--	--	--	--	--	--	--	--	--	--	--	--	--	--	--	--	--	--	--	--	--	--	--	--	--	--	--	--	--	--	--	--	--	--	--	--	--	--	--	--	--	--	--	--	--	--	--	--	--	--	--	--	--	--	--	--	--	--	--	--	--	--	--	--	--	--	--	--	--	--	--	--	--	--	--	--	--	--	--	--	--	--	--	--	--	--	--	--	--	--	--	--	--	--	--	--	--	--	--	--	--	--	--	--	--	--	--	--	--	--	--	--	--	--	--	--	--	--	--	--	--	--	--	--	--	--	--	--	--	--	--	--	--	--	--	--	--	--	--	--	--	--	--	--	--	--	--	--	--	--	--	--	--	--	--	--	--	--	--	--	--	--	--	--	--	--	--	--	--	--	--	--	--	--	--	--	--	--	--	--	--	--	--	--	--	--	--	--	--	--	--	--	--	--	--	--	--	--	--	--	--	--	--	--	--	--	--	--	--	--	--	--	--	--	--	--	--	--	--	--	--	--	--	--	--	--	--	--	--	--	--	--	--	--	--	--	--	--	--	--	--	--	--	--	--	--	--	--	--	--	--	--	--	--	--	--	--	--	--	--	--	--	--	--	--	--	--	--	--	--	--	--	--	--	--	--	--	--	--	--	--	--	--	--	--	--	--	--	--	--	--	--	--	--	--	--	--	--	--	--	--	--	--	--	--	--	--	--	--	--	--	--	--	--	--	--	--	--	--	--	--	--	--	--	--	--	--	--	--	--	--	--	--	--	--	--	--	--	--	--	--	--	--	--	--	--	--	--	--	--	--	--	--	--	--	--	--	--	--	--	--	--	--	--	--	--	--	--	--	--	--	--	--	--	--	--	--	--	--	--	--	--	--	--	--	--	--	--	--	--	--	--	--	--	--	--	--	--	--	--	--	--	--	--	--	--	--	--	--	--	--	--	--	--	--	--	--	--	--	--	--	--	--	--	--	--	--	--	--	--	--	--	--	--	--	--	--	--	--	--	--	--	--	--	--	--	--	--	--	--	--	--	--	--	--	--	--	--	--	--	--	--	--	--	--	--	--	--	--	--	--	--	--	--	--	--	--	--	--	--	--	--	--	--	--	--	--	--	--	--	--	--	--	--	--	--	--	--	--	--	--	--	--	--	--	--	--	--	--	--	--	--	--	--	--	--	--	--	--	--	--	--	--	--	--	--	--	--	--	--	--	--	--	--	--	--	--	--	--	--	--	--	--	--	--	--	--	--	--	--	--	--	--	--	--	--	--	--	--	--	--	--	--	--	--	--	--	--	--	--	--	--	--	--	--	--	--	--	--	--	--	--	--	--	--	--	--	--	--	--	--	--	--	--	--	--	--	--	--	--	--	--	--	--	--	--	--	--	--	--	--	--	--	--	--	--	--	--	--	--	--	--	--	--	--	--	--	--	--	--	--	--	--	--	--	--	--	--	--	--	--	--	--	--	--	--	--	--	--	--	--	--	--	--	--	--	--	--	--	--	--	--	--	--	--	--	--	--	--	--	--	--	--	--	--	--	--	--	--	--	--	--	--	--	--	--	--	--	--	--	--	--	--	--	--	--	--	--	--	--	--	--	--	--	--	--	--	--	--	--	--	--	--	--	--	--	--	--	--	--	--	--	--	--	--	--	--	--	--	--	--	--	--	--	--	--	--	--	--	--	--	--	--	--	--	--	--	--	--	--	--	--	--	--	--	--	--	--	--	--	--	--	--	--	--	--	--	--	--	--	--	--	--	--	--	--	--	--	--	--	--	--	--	--	--	--	--	--	--	--	--	--	--	--	--	--	--	--	--	--	--	--	--	--	--	--	--	--	--	--	--	--	--	--	--	--	--	--	--	--	--	--	--	--	--	--	--	--	--	--	--	--	--	--	--	--	--	--	--	--	--	--	--	--	--	--	--	--	--	--	--	--	--	--	--	--	--	--	--	--	--	--	--	--	--	--	--	--	--	--	--	--	--	--	--	--	--	--	--	--	--	--	--	--	--	--	--	--	--	--	--	--	--	--	--	--	--	--	--	--	--	--	--	--	--	--	--	--	--	--	--	--	--	--	--	--	--	--	--	--	--	--	--	--	--	----

Location: New Haven, CT RWP# 10-1007.00-3 Survey UNC-2017-058 Survey Type: Incoming pg. 1 of

Direct Count (100 cm ²)				Smear (100 cm ²)				circle one			
No.	α	β	No.	α	β	No.	α	β	No.	α	β
1	0	110	1	0	35						left front wheel
2	0	109	2	0	35						right front wheel
3	0	117	3	1	43						left rear wheel
4	0	112	4	1	31						right rear wheel
5	2	101	5	0	34						trailer hitch
6	1	120	6	0	33						control panel
7	2	123	7	0	34						left front step
8	3	125	8	0	40						right front step
9	3	107	9	0	34						left rear step
10	4	99	10	0	39						right rear step
11			11								
12			12								
13			13								
14			14								
15			15								
16			16								
17			17								
18			18								
19			19								
20			20								
21			21								
22			22								
23			23								
24			24								
25			25								



Comments	Surveyed By:	Date:	Instrument	Serial #	α Eff.	β Eff.	α Bkg.	β Bkg	γ Bkg	Cal. Due	Key
Ser # 10059447	Jon Cote	25-May-17	2360/ 43-93	184909/ PR298426	0.09923	0.06202	0.0	98	N/A	16-Jan-18	
	Jon Cote	25-May-17	2929/ 43-10-1	200051/ PR215948	0.36781	0.20113	0.0	39	N/A	06-Dec-17	<div> <div></div> A/S Location </div> <div> <div>*.*</div> Boundary </div> <div> <div>○</div> Smear </div> <div> <div>□</div> Dose Rate /hr </div> <div> <div>*</div> Direct Reading CPM/direct frisk </div> <div> <div>△</div> Grab Sample </div>
	Reviewed By:	Date:									
		5/25/17									

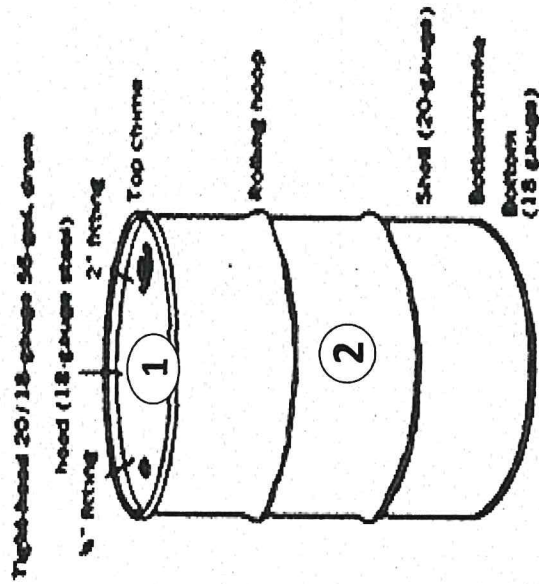
Location: New Haven, CT Site: Former UNC Manufacturing Facility						RWP#	10-1007.00-3	Survey UNC-2017-060	Survey Type:	pg. 1 of
									Outgoing	
No.	α	β	No.	α	β	circle one				
1	0	114	1	0	32	platform front				
2	1	80	2	1	33	platform front-middle				
3	2	112	3	0	31	platform rear-middle				
4	2	115	4	0	35	platform rear				
5	0	110	5	0	47	hand controls				
6	2	94	6	1	53	right railing				
7	0	116	7	0	39	left railing				
8	0	108	8	1	50	left front wheel				
9	2	136	9	0	34	left rear wheel				
10	0	95	10	0	45	right rear wheel				
11			11							
12			12							
13			13							
14			14							
15			15							
16			16							
17			17							
18			18							
19			19							
20			20							
21			21							
22			22							
23			23							
24			24							
25			25							

DC RENTALS
26W-4
MAY 2012

Comments	Surveyed By:	Date:	Instrument	Serial #	α Eff.	β Eff.	α Bkg.	β Bkg	γ Bkg	Cal. Due	Key
	Jon Cote	01-Jun-17	2360/ 43-93	184909/ PR298426	0.09923	0.06202	1.0	119	N/A	16-Jan-18	
	Jon Cote	02-Jun-17	2929/ 43-10-1	200051/ PR215948	0.36781	0.20113	0.0	30	N/A	06-Dec-17	■ A/S Location
	Reviewed By:	Date:									○ Boundary
											□ Smear
											Dose Rate _____ /hr
											* Direct Reading CPM/direct frisk
											△ Grab Sample

[Signature]
 Date: 6/2/17

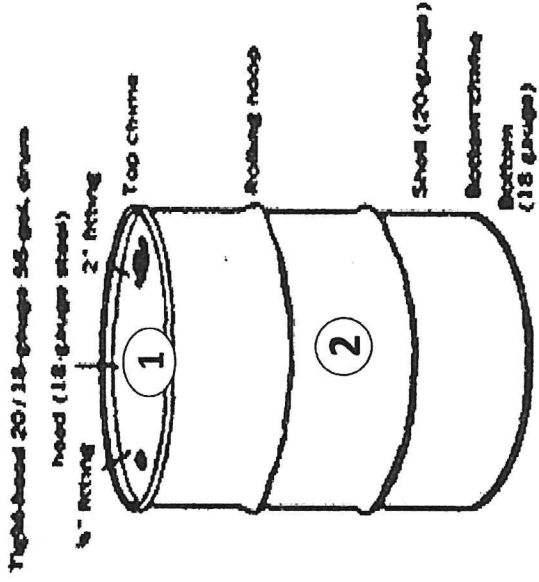
Static/Smear Locations											
No.	α	β	No.	α	β	No.	α	β	No.	α	β
1	0	122	1	1	34						
2	1	101	2	0	40						
3	1	106	3	1	43						
4	1	126	4	0	38						
5	0	124	5	0	45						
6	0	135	6	0	31						
7	1	137	7	0	37						
8	0	110	8	2	35						
9	2	125	9	1	41						
10	1	149	10	0	42						
11	2	129	11	1	41						
12	1	141	12	0	41						
13	1	129	13	0	45						
14	1	128	14	1	27						
15	1	124	15	0	39						
16	1	141	16	0	33						
17	1	137	17	0	29						
18	0	94	18	0	45						
19	0	106	19	0	49						
20	1	126	20	0	41						
21	1	121	21	0	33						
22	0	115	22	1	36						
23	1	116	23	1	39						
24	2	126	24	0	40						
25	N/A	N/A	25	N/A	N/A						



Drums 398 Thru 409

Comments													
12 Drums On Survey Form													
Surveyed By:				Date:	Instrument	Serial #	α Eff.	β Eff.	α Bkg.	β Bkg.	γ Bkg.	Cal. Due	Key
Jon Cote				6-2-17	2360	184909	0.09923	0.06202	1	116	NA	1/16/2018	
Jon Cote					43-93	PR298426							■ A/S Location
Jon Cote				6-5-17	2929	200051	0.36781	0.20113	1	36	NA	12/6/2017	*.* Boundary
Jon Cote					43-10-1	PR157789							○ Static/Smear Location
Reviewed By:													□ Dose Rate urem/hr
				Date:									* Direct Reading
M				6/5/17									△ Grab Sample

Static/Smear Locations									
No.	α	β	No.	α	β	No.	α	β	No.
1	1	148	1	1	39				
2	0	128	2	2	37				
3	0	150	3	0	36				
4	0	145	4	1	48				
5	1	143	5	1	34				
6	1	133	6	0	47				
7	0	128	7	0	32				
8	0	129	8	0	21				
9	0	148	9	0	41				
10	1	131	10	0	33				
11	0	151	11	2	43				
12	1	127	12	0	40				
13	1	143	13	0	41				
14	0	141	14	0	39				
15	1	136	15	2	29				
16	0	132	16	0	30				
17	1	113	17	0	44				
18	0	131	18	0	46				
19	2	147	19	1	35				
20	1	133	20	0	37				
21	0	139	21	2	41				
22	1	134	22	0	39				
23	1	145	23	0	40				
24	0	131	24	0	42				
25	N/A	N/A	25	N/A	N/A				




Drums 422 Thru 433

Comments									
12 Drums On Survey Form	Surveyed By:	Date:	Instrument	Serial #	α Eff.	β Eff.	α Bkg.	β Bkg.	γ Bkg.
	Jan Cole	6-2-17	2360	184909	0.09923	0.06202	1	116	NA
	Jan Cole	6-5-17	43-93	PR298426					
	Jan Cole	6-5-17	2929	200051	0.36781	0.20113	1	36	NA
	Jan Cole	6-5-17	43-10-1	PR157789					
	Reviewed By:	Date:							
	Jan Cole	6/5/17							

Key	
■	A/S Location
* *	Boundary
○	Static/Smear Location
□	Dose Rate urem/hr
*	Direct Reading
△	Grab Sample

Site: Former UNC Manufacturing Facility		Smear		circle one	
Direct Count (100 cm ²)		(100 cm ²)			
No.	α	β	No.	α	β
1	0	96	1	1	39
2	1	100	2	0	39
3	2	95	3	0	35
4	0	122	4	0	45
5	2	112	5	1	40
6	0	113	6	0	31
7	2	122	7	1	44
8	3	109	8	0	43
9	1	119	9	0	38
10	0	93	10	0	47
11			11		
12			12		
13			13		
14			14		
15			15		
16			16		
17			17		
18			18		
19			19		
20			20		
21			21		
22			22		
23			23		
24			24		
25			25		



Comments	Surveyed By:	Date:	Instrument	Serial #	α Eff.	β Eff.	α Bkg.	β Bkg.	γ Bkg.	Cal. Due	Key
Ser # 10059447	Jon Cote	05-Jun-17	2360/ 43-93	184909/ PR298426	0.09923	0.06202	0.0	119	N/A	16-Jan-18	■ A/S Location
	Jon Cote	5-Jun-17	2929/ 43-10-1	200051/ PR215948	0.36781	0.20113	1.0	36	N/A	06-Dec-17	*.* Boundary
	Reviewed By:	Date:									○ Smear
											□ Dose Rate /hr
											* Direct Reading CPW/direct frisk
											△ Grab Sample

[illegible]

[illegible]

Revision 2

OP-001-02 Radiological Survey Sheet

Location: New Haven, CT

Site: Former UNC Manufacturing Facility

RWP#

10-1007.00-3

Survey UNC-2017-069-IMC

GFLU2008 Out Going

Survey Type:

Out Going

Radiological Surveys

pg. 1 of

Direct Count		Smear		circle one	
(CPM/100 cm ²)	No.	(CPM/100 cm ²)	No.		
1	N/A	N/A	1	41	
2	N/A	N/A	2	0	37
3	N/A	N/A	3	2	42
4	N/A	N/A	4	2	52
5	N/A	N/A	5	0	33
6	N/A	N/A	6	0	39
7	N/A	N/A	7	0	40
8	N/A	N/A	8	0	33
9	N/A	N/A	9	0	33
10	N/A	N/A	10	0	43
11			11		
12			12		
13			13		
14			14		
15			15		
16			16		
17			17		
18			18		
19			19		
20			20		
21			21		
22			22		
23			23		
24			24		
25			25		

Smear #

Micro Rem

1

5

Front

2

6

Right Front

3

6

Right Rear

4

5

Rear

5

5

Left Rear

6

7

Front Rear

7

8

Rear Door

8

9

Wheel Left Rear

9

10

Left Long Side

Wheel Left Front

Front Loading Hook

Wheel Right Front

Lid Front Side

Right Long Side

Lid Back Side

Wheel Right Rear

Rear Door

Wheel Left Rear

Left Long Side

Comments	Surveyed By:	Date:	Instrument	Serial #	α Eff.	β Eff.	α Bkg.	β Bkg.	γ Bkg.	Cal. Due	Key
	Jon Cote	09-Jun-17	Micro Rem	2079	N/A	N/A	N/A	N/A	N/A	29-Nov-16	
			2929/43-10-1	200051/PR215948	0.36781	0.20113	0.0	35	N/A	06-Dec-17	■ A/S Location
											. Boundary
											○ Smear
											□ Dose Rate /hr
											* Direct Reading CPM/direct frisk
											△ Grab Sample

Reviewed By:

6/9/17

Revision 2

OP-001-02 Radiological Survey Sheet

Location: New Haven, CT

Site: Former UNC Manufacturing Facility

RWP#

10-1007.00-3

Survey UNC-2017-070-IMC

GFLU1483 Out Going

Survey Type:

Out Going

Radiological Surveys

pg. 1 of

Direct Count		Smear		circle one	
(CPM/100 cm ²)		(CPM/100 cm ²)			
No.	α	β	No.	α	β
1	N/A	N/A	1	1	41
2	N/A	N/A	2	1	37
3	N/A	N/A	3	1	36
4	N/A	N/A	4	0	32
5	N/A	N/A	5	1	41
6	N/A	N/A	6	1	45
7	N/A	N/A	7	0	36
8	N/A	N/A	8	2	34
9	N/A	N/A	9	0	43
10	N/A	N/A	10	1	37
11			11		
12			12		
13			13		
14			14		
15			15		
16			16		
17			17		
18			18		
19			19		
20			20		
21			21		
22			22		
23			23		
24			24		
25			25		

Smear #

Micro Rem

1

5

Front

2

5

Right Front

3

6

Right Rear

4

6

Rear

5

5

Left Rear

6

5

Front Rear

7

8

9

10

Wheel Left Front

Front Loading Hook

Wheel Right Front

Lid Front Side

Right Long Side

Lid Back Side

Wheel Right Rear

Rear Door

Wheel Left Rear

Left Long Side

Reviewed By:

Date:

6/9/17

OP-001

CABRERA SERVICES, INC.

Page 15 of 15

Revision 2

Location: New Haven, CT

Site: Former UNC Manufacturing Facility

OP-001-02 Radiological Survey Sheet

Survey UNC-2017-072-IMC

Survey Type: Out Going

pg. 1 of

RWP#

10-1007.00-3

Direct Count		Smear		circle one	
(CPM/100 cm ²)	(CPM/100 cm ²)	(CPM/100 cm ²)	(CPM/100 cm ²)		
No.	α	β	No.	α	β
1	N/A	N/A	1	0	37
2	N/A	N/A	2	1	39
3	N/A	N/A	3	1	33
4	N/A	N/A	4	0	30
5	N/A	N/A	5	0	29
6	N/A	N/A	6	0	38
7	N/A	N/A	7	0	37
8	N/A	N/A	8	1	36
9	N/A	N/A	9	0	44
10	N/A	N/A	10	0	49
11			11		
12			12		
13			13		
14			14		
15			15		
16			16		
17			17		
18			18		
19			19		
20			20		
21			21		
22			22		
23			23		
24			24		
25			25		

Smear #

Micro Rem

1

5

Front

2

5

Right Front

3

7

Right Rear

4

6

Rear

5

6

Left Rear

6

7

Front Rear

7

8

9

10

Wheel Left Front

Front Loading Hook

Wheel Right Front

Lid Front Side

Right Long Side

Lid Back Side

Wheel Right Rear

Rear Door

Wheel Left Rear

Left Long Side

Comments	Surveyed By:	Date:	Instrument	Serial #	α Eff.	β Eff.	α Bkg.	β Bkg	γ Bkg	Cal. Due	Key
	Jon Cote	09-Jun-17	Micro Rem	2079	N/A	N/A	N/A	N/A	N/A	29-Nov-16	
				200051/PR215948	0.36781	0.20113	0.0	35	N/A	06-Dec-17	■ A/S Location
											. Boundary
											○ Smear
											□ Dose Rate /hr
											* Direct Reading CPM/direct frisk
											△ Grab Sample

Reviewed By:

Date:

6/9/17


OP-001

CABRERA SERVICES, INC.

Page 15 of 15

Location: New Haven, CT Site: Former UNC Manufacturing Facility				RWP#	10-1007.00-3	Survey UNC-2017-073-IMC ERRU000226Out Going	Survey Type: Out Going
Direct Count (CPM/100 cm ²)		Smear (CPM/100 cm ²)		circle one			
No.	α	β	No.	α	β		
1	N/A	N/A	1	0	34		
2	N/A	N/A	2	0	35		
3	N/A	N/A	3	1	42		
4	N/A	N/A	4	0	36		
5	N/A	N/A	5	1	32		
6	N/A	N/A	6	0	41		
7	N/A	N/A	7	1	41		
8	N/A	N/A	8	2	25		
9	N/A	N/A	9	1	36		
10	N/A	N/A	10	2	23		
11			11				
12			12				
13			13				
14			14				
15			15				
16			16				
17			17				
18			18				
19			19				
20			20				
21			21				
22			22				
23			23				
24			24				
25			25				

Smear #	Micro Rem
1	5 Front
2	5 Right Front
3	6 Right Rear
4	5 Rear
5	5 Left Rear
6	6 Front Rear
7	
8	
9	
10	



Comments	Surveyed By:	Date:	Instrument	Serial #	α Eff.	β Eff.	α Bkg.	β Bkg.	γ Bkg.	Cal. Due	Key
	Jon Cote	09-Jun-17	Micro Rem	2079	N/A	N/A	N/A	N/A	N/A	29-Nov-16	
	<i>[Signature]</i>		2929/43-10-1	200051/PR215948	0.36781	0.20113	0.0	35	N/A	06-Dec-17	■ A/S Location
											. Boundary
											○ Smear
											□ Dose Rate /hr
											* Direct Reading CPM/direct frisk
											△ Grab Sample

Reviewed By:	Date:
<i>[Signature]</i>	6/9/17

Location:	New Haven, CT
Site:	Former UNC Manufacturing Facility
Direct Count	Smear

Direct Count (CPM/100 cm ²)				Omega (CPM/100 cm ²)				circle one
No.	α	β	No.	α	β			
1	N/A	N/A	1	2	23			
2	N/A	N/A	2	0	40			
3	N/A	N/A	3	0	45			
4	N/A	N/A	4	0	36			
5	N/A	N/A	5	0	38			
6	N/A	N/A	6	0	43			
7	N/A	N/A	7	2	44			
8	N/A	N/A	8	0	35			
9	N/A	N/A	9	0	42			
10	N/A	N/A	10	2	37			
11			11					
12			12					
13			13					
14			14					
15			15					
16			16					
17			17					
18			18					
19			19					
20			20					
21			21					
22			22					
23			23					
24			24					
25			25					

[illegible]

Site:	Former UNC Manufacturing Facility
Survey type:	10-1007 00-3
Survey UNC-2017-073-IMC	GEI 11454 Out Going
	Out Going

Direct Count	Smear	circle one	Out Going	pg. 1 of

No.	α	β	No.	α	β
Smear #					
Micro Rem					

Wheel Left Front	1	2	3/
Front	1	5	

	Front Loading Truck	Right Front
1	N/A	2
2	N/A	3
3	N/A	4
4	N/A	5
5	N/A	6
6	N/A	7
7	N/A	8
8	N/A	9
9	N/A	10
10	N/A	11
11	N/A	12
12	N/A	13
13	N/A	14
14	N/A	15
15	N/A	16
16	N/A	17
17	N/A	18
18	N/A	19
19	N/A	20
20	N/A	21
21	N/A	22
22	N/A	23
23	N/A	24
24	N/A	25
25	N/A	26
26	N/A	27
27	N/A	28
28	N/A	29
29	N/A	30
30	N/A	31
31	N/A	32
32	N/A	33
33	N/A	34
34	N/A	35
35	N/A	36
36	N/A	37
37	N/A	38
38	N/A	39
39	N/A	40
40	N/A	41
41	N/A	42
42	N/A	43
43	N/A	44
44	N/A	45
45	N/A	46
46	N/A	47
47	N/A	48
48	N/A	49
49	N/A	50
50	N/A	51
51	N/A	52
52	N/A	53
53	N/A	54
54	N/A	55
55	N/A	56
56	N/A	57
57	N/A	58
58	N/A	59
59	N/A	60
60	N/A	61
61	N/A	62
62	N/A	63
63	N/A	64
64	N/A	65
65	N/A	66
66	N/A	67
67	N/A	68
68	N/A	69
69	N/A	70
70	N/A	71
71	N/A	72
72	N/A	73
73	N/A	74
74	N/A	75
75	N/A	76
76	N/A	77
77	N/A	78
78	N/A	79
79	N/A	80
80	N/A	81
81	N/A	82
82	N/A	83
83	N/A	84
84	N/A	85
85	N/A	86
86	N/A	87
87	N/A	88
88	N/A	89
89	N/A	90
90	N/A	91
91	N/A	92
92	N/A	93
93	N/A	94
94	N/A	95
95	N/A	96
96	N/A	97
97	N/A	98
98	N/A	99
99	N/A	100

4	N/A	0	34	1 lid Front Side	4	Bear
---	-----	---	----	------------------	---	------

[illegible]

	Lid back slide	Front Rear
0	0	0
1	1	1
2	2	2
3	3	3
4	4	4
5	5	5
6	6	6
7	7	7
8	8	8
9	9	9

Beat	Door	Beat Door
8	N/A	39
8	N/A	0

9	9	0	48
Wheel Left Rear	N/A	N/A	

2	1	2	3	4	5	6	7	8	9	10	11	12	13	14	15	16	17	18	19	20	21	22	23	24	25	26	27	28	29	30	31	32	33	34	35	36	37	38	39	40	41	42	43	44	45	46	47	48	49	50	51	52	53	54	55	56	57	58	59	60	61	62	63	64	65	66	67	68	69	70	71	72	73	74	75	76	77	78	79	80	81	82	83	84	85	86	87	88	89	90	91	92	93	94	95	96	97	98	99	100
---	---	---	---	---	---	---	---	---	---	----	----	----	----	----	----	----	----	----	----	----	----	----	----	----	----	----	----	----	----	----	----	----	----	----	----	----	----	----	----	----	----	----	----	----	----	----	----	----	----	----	----	----	----	----	----	----	----	----	----	----	----	----	----	----	----	----	----	----	----	----	----	----	----	----	----	----	----	----	----	----	----	----	----	----	----	----	----	----	----	----	----	----	----	----	----	----	----	----	----	-----

12

16

[illegible][illegible][illegible][illegible][illegible][illegible][illegible]

Don Cote	09-Jun-17	2079	N/A	N/A	20-Nov-16
		Micro Rem	N/A	N/A	N/A

Year	Number of cases	Rate per 100,000
2000	10	0.0
2001	10	0.0
2002	10	0.0
2003	10	0.0
2004	10	0.0
2005	10	0.0
2006	10	0.0
2007	10	0.0
2008	10	0.0
2009	10	0.0
2010	10	0.0
2011	10	0.0
2012	10	0.0
2013	10	0.0
2014	10	0.0
2015	10	0.0
2016	10	0.0
2017	10	0.0
2018	10	0.0
2019	10	0.0
2020	10	0.0
2021	10	0.0
2022	10	0.0
2023	10	0.0
2024	10	0.0
2025	10	0.0
2026	10	0.0
2027	10	0.0
2028	10	0.0
2029	10	0.0
2030	10	0.0
2031	10	0.0
2032	10	0.0
2033	10	0.0
2034	10	0.0
2035	10	0.0
2036	10	0.0
2037	10	0.0
2038	10	0.0
2039	10	0.0
2040	10	0.0
2041	10	0.0
2042	10	0.0
2043	10	0.0
2044	10	0.0
2045	10	0.0
2046	10	0.0
2047	10	0.0
2048	10	0.0
2049	10	0.0
2050	10	0.0
2051	10	0.0
2052	10	0.0
2053	10	0.0
2054	10	0.0
2055	10	0.0
2056	10	0.0
2057	10	0.0
2058	10	0.0
2059	10	0.0
2060	10	0.0
2061	10	0.0
2062	10	0.0
2063	10	0.0
2064	10	0.0
2065	10	0.0
2066	10	0.0
2067	10	0.0
2068	10	0.0
2069	10	0.0
2070	10	0.0
2071	10	0.0
2072	10	0.0
2073	10	0.0
2074	10	0.0
2075	10	0.0
2076	10	0.0
2077	10	0.0
2078	10	0.0
2079	10	0.0
2080	10	0.0
2081	10	0.0
2082	10	0.0
2083	10	0.0
2084	10	0.0
2085	10	0.0
2086	10	0.0
2087	10	0.0
2088	10	0.0
2089	10	0.0
2090	10	0.0
2091	10	0.0
2092	10	0.0
2093	10	0.0
2094	10	0.0
2095	10	0.0
2096	10	0.0
2097	10	0.0
2098	10	0.0
2099	10	0.0
2100	10	0.0

Boundary Value Problems 2015, 2015:107

[illegible]

	Reviewed By:	Date:				Dose Rate	/hr

[illegible][illegible]

OP-001
CABRERA SERVICES, INC.
Page 15 of 15

Revision 2

OP-001-02 Radiological Survey Sheet

Location: New Haven, CT

Site: Former UNC Manufacturing Facility

RWP#

10-1007.00-3

Survey UNC-2017-077-IMC

GFLU2002 Out Going

Survey Type:

Out Going

Radiological Surveys

pg. 1 of

Direct Count				Smear				circle one			
(CPM/100 cm ²)		(CPM/100 cm ²)		(CPM/100 cm ²)		(CPM/100 cm ²)		(CPM/100 cm ²)		(CPM/100 cm ²)	
No.	α	β	No.	α	β	No.	α	β	No.	α	β
1	N/A	N/A	1	0	46						
2	N/A	N/A	2	2	44						
3	N/A	N/A	3	0	43						
4	N/A	N/A	4	1	46						
5	N/A	N/A	5	0	39						
6	N/A	N/A	6	1	37						
7	N/A	N/A	7	0	33						
8	N/A	N/A	8	0	34						
9	N/A	N/A	9	0	35						
10	N/A	N/A	10	2	44						
11			11								
12			12								
13			13								
14			14								
15			15								
16			16								
17			17								
18			18								
19			19								
20			20								
21			21								
22			22								
23			23								
24			24								
25			25								

Smear #

Micro Rem

1 5 Front

2 5 Right Front

3 6 Right Rear

4 6 Rear

5 5 Left Rear

6 5 Front Rear

7

8 Rear Door

9 Wheel Left Rear

10 Left Long Side

Wheel Left Front

Front Loading Hook

Wheel Right Front

Lid Front Side

Right Long Side

Lid Back Side

Wheel Right Rear

Rear Door

Wheel Left Rear

Left Long Side

Comments	Surveyed By:	Date:	Instrument	Serial #	α Eff.	β Eff.	α Bkg.	β Bkg	γ Bkg	Cal. Due	Key
	Jon Cote	09-Jun-17	Micro Rem	2079	N/A	N/A	N/A	N/A	N/A	29-Nov-16	
			2929/43-10-1	200051/PR215948	0.36781	0.20113	0.0	35	N/A	06-Dec-17	■ A/S Location
											. Boundary
											○ Smear
											□ Dose Rate /hr
											* Direct Reading CPM/direct frisk
											△ Grab Sample

Reviewed By:

Date:

6/9/17

Location: New Haven, CT						RWP#		Survey UNC-2017-78 MHFU002362			Survey Type:		pg. 1 of 2	
Site: Former UNC Manufacturing Facility						10-1007.00-3					Outgoing			
Direct Count (DPM/100 cm ²)		Smear (DPM/100 cm ²)		circle one										
No.	α	β	No.	α	β									
1			1											
2			2											
3			3											
4			4											
5			5											
6			6											
7			7											
8			8											
9			9											
10			10											
11			11											
12			12											
13			13											
14			14											
15			15											
16			16											
17			17											
18			18											
19			19											
20			20											
21			21											
22			22											
23			23											
24			24											
25			25											

Smear #

Dose Rate uR/hr

Door Short Side

1

5

Left Long Side

2

4

Left Long Side

3

6

Short Side

4

5

Right Long Side

5

5

Right Long Side

6

5

Top

7

5

Top

8

5

Comments	Surveyed By:	Date:	Instrument	Serial #	α Eff.	β Eff.	α Bkg.	β Bkg	γ Bkg	Cal. Due	Key	
Conversion from counts to DPM/100 cm ² for smears are provided on pages 2.	R. Gionfriddo	28-Aug-17	2360/ 43-93	193638/ PR199836	0.10953	0.03975	3	133	N/A	2/7/2018		
		28-Aug-17	2929/ 43-10-1	200051/ PR215948	0.36781	0.20113	1	35	N/A	12/6/2017		A/S Location
			Bicron	2079	NA	NA	NA	NA	4	11/29/2016	*_*	Boundary
												Smear
												Dose Rate _____/hr
	Reviewed By:	Date:									*	Direct Reading CPM/direct frisk
	M. Plonski	28-Aug-17										Grab Sample

CABRERA STATIC COUNTING WORKSHEET (Rev 6)

page 1 of 1

Detector Active Area (cm ²)
100

α eff	β eff
0.3678	0.2011

Static Count Time (min)
1.0

Daily Background Count Time (min)
1.0


dpm/100 cm ²	
α Flag	β Flag
1,000	1,000

* Morning Daily Count

seq. #	Sample ID# and Description	Date	Background Total Counts*		Sample Total Counts		Background (cpm)		Sample Counts (cpm)		Sample (dpm/100 cm ²)		> α flag	> β flag	Tech. Initial
			α	β	α	β	α	β	α	β	α	β			
50	Intermodel 2362-1	8/26/2017	1	37	0	33	1.0	37.0	0.00	33	-2.7	-20			AJC
51	Intermodel 2362-2	8/26/2017	1	37	0	34	1.0	37.0	0.00	34	-2.7	-15			AJC
52	Intermodel 2362-3	8/26/2017	1	37	0	52	1.0	37.0	0.00	52	-2.7	75			AJC
53	Intermodel 2362-4	8/26/2017	1	37	0	32	1.0	37.0	0.00	32	-2.7	-25			AJC
54	Intermodel 2362-5	8/26/2017	1	37	1	42	1.0	37.0	1.00	42	0.0	25			AJC
55	Intermodel 2362-6	8/26/2017	1	37	1	29	1.0	37.0	1.00	29	0.0	-40			AJC
56	Intermodel 2362-7	8/26/2017	1	37	1	49	1.0	37.0	1.00	49	0.0	60			AJC
57	Intermodel 2362-8	8/26/2017	1	37	0	34	1.0	37.0	0.00	34	-2.7	-15			AJC

Location: New Haven, CT			RWP#		10-1007.00-3		Survey UNC-2017-79 GFLU 001742		Survey Type: Outgoing		pg. 1 of 2	
Site: Former UNC Manufacturing Facility												
Direct Count (DPM/100 cm ²)			Smear (DPM/100 cm ²)			circle one						
No.	α	β	No.	α	β							
1			1									
2			2									
3			3									
4			4									
5			5									
6			6									
7			7									
8			8									
9			9									
10			10									
11			11									
12			12									
13			13									
14			14									
15			15									
16			16									
17			17									
18			18									
19			19									
20			20									
21			21									
22			22									
23			23									
24			24									
25			25									

	Smear #	Dose Rate uR/hr
Door Short Side	1	4
Left Long Side	2	4
Left Long Side	3	4
Short Side	4	6
Right Long Side	5	5
Right Long Side	6	4
Top	7	4
Top	8	4



Comments	Surveyed By:	Date:	Instrument	Serial #	α Eff.	β Eff.	α Bkg.	β Bkg.	γ Bkg.	Cal. Due	Key	
Conversion from counts to DPM/100 cm ² for smears are provided on pages 2.	R. Gionfriddo	28-Aug-17	2360/ 43-93	193638/ PR199836	0.10953	0.03975	3	133	N/A	2/7/2018		
		28-Aug-17	2929/ 43-10-1	200051/ PR215948	0.36781	0.20113	1	35	N/A	12/6/2017	■	A/S Location
			Bicron	2079	NA	NA	NA	NA	4	11/29/2017	*_*	Boundary
											○	Smear
											□	Dose Rate _____/hr
	Reviewed By:	Date:									*	Direct Reading CPM/direct frisk
	M. Plonski	26-Aug-17									△	Grab Sample

CABRERA STATIC COUNTING WORKSHEET (Rev 6)

page 1 of 1

Detector Active Area (cm ²)
100

α eff	β eff
0.3678	0.2011

Static Count Time (min)
1.0

Daily Background Count Time (min)
1.0

dpm/100 cm ²
α Flag β Flag
1,000 1,000

* Morning Daily Count

seq. #	Sample ID# and Description	Date	Background Total Counts*		Sample Total Counts		Background (cpm)		Sample Counts (cpm)		Sample (dpm/100 cm ²)		> α flag	> β flag	Tech. Initial
			α	β	α	β	α	β	α	β	α	β			
41	Intermodel 1742-1	8/26/2017	1	37	1	28	1.0	37.0	1.00	28	0.0	-45			AJC
42	Intermodel 1742-2	8/26/2017	1	37	0	37	1.0	37.0	0.00	37	-2.7	0			AJC
43	Intermodel 1742-3	8/26/2017	1	37	0	30	1.0	37.0	0.00	30	-2.7	-35			AJC
44	Intermodel 1742-4	8/26/2017	1	37	0	40	1.0	37.0	0.00	40	-2.7	15			AJC
45	Intermodel 1742-5	8/26/2017	1	37	0	46	1.0	37.0	0.00	46	-2.7	45			AJC
46	Intermodel 1742-6	8/26/2017	1	37	1	34	1.0	37.0	1.00	34	0.0	-15			AJC
47	Intermodel 1742-7	8/26/2017	1	37	0	46	1.0	37.0	0.00	46	-2.7	45			AJC
48	Intermodel 1742-8	8/26/2017	1	37	2	24	1.0	37.0	2.00	24	2.7	-65			AJC

Location: New Haven, CT						RWP#		Survey UNC-2017-80 EERU 000312			Survey Type:		pg. 1 of 2	
Site: Former UNC Manufacturing Facility						10-1007.00-3					Outgoing			
Direct Count (DPM/100 cm ²)		Smear (DPM/100 cm ²)		circle one										
No.	α	β	No.	α	β									
1			1											
2			2											
3			3											
4			4											
5			5											
6			6											
7			7											
8			8											
9			9											
10			10											
11			11											
12			12											
13			13											
14			14											
15			15											
16			16											
17			17											
18			18											
19			19											
20			20											
21			21											
22			22											
23			23											
24			24											
25			25											

Smear #

Dose Rate uR/hr

Door Short Side

1

5

Left Long Side

2

5

Left Long Side

3

5

Short Side

4

5

Right Long Side

5

4

Right Long Side

6

4

Top

7

5

Top

8

5

CABRERA STATIC COUNTING WORKSHEET (Rev 6)

page 1 of 1

Detector Active Area (cm ²)
100

α eff	β eff
0.3678	0.2011

Static Count Time (min)
1.0

Daily Background Count Time (min)
1.0


dpm/100 cm ²	
α Flag	β Flag
1,000	1,000

* Morning Daily Count

seq. #	Sample ID# and Description	Date	Background Total Counts*		Sample Total Counts		Background (cpm)		Sample Counts (cpm)		Sample (dpm/100 cm ²)		> α flag	> β flag	Tech. Initial
			α	β	α	β	α	β	α	β	α	β			
31	Intermodel 0312-1	8/26/2017	1	37	0	34	1.0	37.0	0.00	34	-2.7	-15			AJC
32	Intermodel 0312-2	8/26/2017	1	37	0	44	1.0	37.0	0.00	44	-2.7	35			AJC
33	Intermodel 0312-3	8/26/2017	1	37	0	34	1.0	37.0	0.00	34	-2.7	-15			AJC
34	Intermodel 0312-4	8/26/2017	1	37	0	35	1.0	37.0	0.00	35	-2.7	-10			AJC
35	Intermodel 0312-5	8/26/2017	1	37	0	50	1.0	37.0	0.00	50	-2.7	65			AJC
36	Intermodel 0312-6	8/26/2017	1	37	1	30	1.0	37.0	1.00	30	0.0	-35			AJC
37	Intermodel 0312-7	8/26/2017	1	37	1	37	1.0	37.0	1.00	37	0.0	0			AJC
38	Intermodel 0312-8	8/26/2017	1	37	0	28	1.0	37.0	0.00	28	-2.7	-45			AJC

Location: New Haven, CT			RWP#		Survey UNC-2017-81 GFLU 002123					Survey Type: Outgoing		pg. 1 of 2	
Site: Former UNC Manufacturing Facility			10-1007.00-3										
Direct Count (DPM/100 cm ²)			Smear (DPM/100 cm ²)			circle one							
No.	α	β	No.	α	β								
1			1										
2			2										
3			3										
4			4										
5			5										
6			6										
7			7										
8			8										
9			9										
10			10										
11			11										
12			12										
13			13										
14			14										
15			15										
16			16										
17			17										
18			18										
19			19										
20			20										
21			21										
22			22										
23			23										
24			24										
25			25										

No.	α	β	No.	α	β	Smear #	Dose Rate uR/hr
						Door Short Side	1 6
						Left Long Side	2 6
						Left Long Side	3 7
						Short Side	4 4
						Right Long Side	5 4
						Right Long Side	6 6
						Top	7 5
						Top	8 5



Comments	Surveyed By:	Date:	Instrument	Serial #	α Eff.	β Eff.	α Bkg.	β Bkg	γ Bkg	Cal. Due	Key	
Conversion from counts to DPM/100 cm ² for smears are provided on pages 2.	G. Sparks	28-Aug-17	2360/43-93	193638/PR199836	0.10953	0.03975	3	133	N/A	2/7/2018		
		28-Aug-17	2929/43-10-1	200051/PR215948	0.36781	0.20113	1	35	N/A	12/6/2017	■	A/S Location
			Bicron	2079	NA	NA	NA	NA	4	11/29/2017	*_*	Boundary
											○	Smear
											□	Dose Rate _____/hr
	Reviewed By:	Date:									*	Direct Reading CPM/direct frisk
	M. Plonski	26-Aug-17									△	Grab Sample

CABRERA STATIC COUNTING WORKSHEET (Rev 6)

page 1 of 1

Detector Active Area (cm ²)
100

α eff	β eff
0.3678	0.2011

Static Count Time (min)
1.0

Daily Background Count Time (min)
1.0


dpm/100 cm ²	
α Flag	β Flag
1,000	1,000

* Morning Daily Count

seq. #	Sample ID# and Description	Date	Background Total Counts*		Sample Total Counts		Background (cpm)		Sample Counts (cpm)		Sample (dpm/100 cm ²)		> α flag	> β flag	Tech. Initial
			α	β	α	β	α	β	α	β	α	β			
22	Intermodel 2123-1	8/26/2017	1	37	1	36	1.0	37.0	1.00	36	0.0	-5			AJC
23	Intermodel 2123-2	8/26/2017	1	37	0	45	1.0	37.0	0.00	45	-2.7	40			AJC
24	Intermodel 2123-3	8/26/2017	1	37	2	38	1.0	37.0	2.00	38	2.7	5			AJC
25	Intermodel 2123-4	8/26/2017	1	37	0	34	1.0	37.0	0.00	34	-2.7	-15			AJC
26	Intermodel 2123-5	8/26/2017	1	37	1	41	1.0	37.0	1.00	41	0.0	20			AJC
27	Intermodel 2123-6	8/26/2017	1	37	0	35	1.0	37.0	0.00	35	-2.7	-10			AJC
28	Intermodel 2123-7	8/26/2017	1	37	0	37	1.0	37.0	0.00	37	-2.7	0			AJC
29	Intermodel 2123-8	8/26/2017	1	37	0	35	1.0	37.0	0.00	35	-2.7	-10			AJC

Location: New Haven, CT			RWP#		10-1007.00-3		Survey UNC-2017-82 EERU 000310		Survey Type: Outgoing		pg. 1 of 2	
Site: Former UNC Manufacturing Facility												
Direct Count (DPM/100 cm ²)			Smear (DPM/100 cm ²)			circle one						
No.	α	β	No.	α	β							
1			1									
2			2									
3			3									
4			4									
5			5									
6			6									
7			7									
8			8									
9			9									
10			10									
11			11									
12			12									
13			13									
14			14									
15			15									
16			16									
17			17									
18			18									
19			19									
20			20									
21			21									
22			22									
23			23									
24			24									
25			25									

No.	α	β	No.	α	β	Smear #	Dose Rate uR/hr
1			1			Door Short Side	5
2			2			Left Long Side	5
3			3			Left Long Side	6
4			4			Short Side	5
5			5			Right Long Side	5
6			6			Right Long Side	4
7			7			Top	4
8			8			Top	6



Comments	Surveyed By:	Date:	Instrument	Serial #	α Eff.	β Eff.	α Bkg.	β Bkg.	γ Bkg.	Cal. Due	Key	
Conversion from counts to DPM/100 cm ² for smears are provided on pages 2.	G. Sparks	28-Aug-17	2360/ 43-93	193638/ PR199836	0.10953	0.03975	3	133	N/A	2/7/2018		
		28-Aug-17	2929/ 43-10-1	200051/ PR215948	0.36781	0.20113	1	35	N/A	12/6/2017	■	A/S Location
			Bicron	2079	NA	NA	NA	NA	4	11/29/2017	*_*	Boundary
											○	Smear
											□	Dose Rate _____/hr
	Reviewed By:	Date:									*	Direct Reading CPM/direct frisk
	M. Plonski	26-Aug-17									△	Grab Sample

CABRERA STATIC COUNTING WORKSHEET (Rev 6)

page 1 of 1

Detector Active Area (cm ²)
100

α eff	β eff
0.3678	0.2011

Static Count Time (min)
1.0

Daily Background Count Time (min)
1.0

dpm/100 cm ²	
α Flag	β Flag
1,000	1,000

* Morning Daily Count

seq. #	Sample ID# and Description	Date	Background Total Counts*		Sample Total Counts		Background (cpm)		Sample Counts (cpm)		Sample (dpm/100 cm ²)		> α flag	> β flag	Tech. Initial
			α	β	α	β	α	β	α	β	α	β			
68	Intermodel 0310-1	8/28/2017	1	35	0	35	1.0	35.0	0.00	35	-2.7	0			AJC
69	Intermodel 0310-2	8/28/2017	1	35	0	39	1.0	35.0	0.00	39	-2.7	20			AJC
70	Intermodel 0310-3	8/28/2017	1	35	1	41	1.0	35.0	1.00	41	0.0	30			AJC
71	Intermodel 0310-4	8/28/2017	1	35	0	28	1.0	35.0	0.00	28	-2.7	-35			AJC
72	Intermodel 0310-5	8/28/2017	1	35	1	45	1.0	35.0	1.00	45	0.0	50			AJC
73	Intermodel 0310-6	8/28/2017	1	35	1	34	1.0	35.0	1.00	34	0.0	-5			AJC
74	Intermodel 0310-7	8/28/2017	1	35	0	39	1.0	35.0	0.00	39	-2.7	20			AJC
75	Intermodel 0310-8	8/28/2017	1	35	1	37	1.0	35.0	1.00	37	0.0	10			AJC

Location: New Haven, CT			RWP#							Survey Type:		pg. 1 of 2	
Site: Former UNC Manufacturing Facility			10-1007.00-3		Survey UNC-2017-83 GFLU 001032					Outgoing			
<div> <div>Direct Count (DPM/100 cm²)</div> <div>Smear (DPM/100 cm²)</div> <div>circle one</div> </div>													
No.	α	β	No.	α	β								
1			1			Door Short Side	1	6					
2			2			Left Long Side	2	6					
3			3			Left Long Side	3	7					
4			4			Short Side	4	5					
5			5			Right Long Side	5	5					
6			6			Right Long Side	6	4					
7			7			Top	7	5					
8			8			Top	8	4					
9			9										
10			10										
11			11										
12			12										
13			13										
14			14										
15			15										
16			16										
17			17										
18			18										
19			19										
20			20										
21			21										
22			22										
23			23										
24			24										
25			25										

Comments	Surveyed By:	Date:	Instrument	Serial #	α Eff.	β Eff.	α Bkg.	β Bkg.	γ Bkg.	Cal. Due	Key	
Conversion from counts to DPM/100 cm ² for smears are provided on pages 2.	G. Sparks	28-Aug-17	2360/43-93	193638/PR199836	0.10953	0.03975	3	133	N/A	2/7/2018		
		28-Aug-17	2929/43-10-1	200051/PR215948	0.36781	0.20113	1	35	N/A	12/6/2017	■	A/S Location
			Bicron	2079	NA	NA	NA	NA	4	11/29/2017	*_*	Boundary
											○	Smear
											□	Dose Rate _____/hr
	Reviewed By:	Date:									*	Direct Reading CPM/direct frisk
	M. Plonski	26-Aug-17									△	Grab Sample

CABRERA STATIC COUNTING WORKSHEET (Rev 6)

page 1 of 1

Detector Active Area (cm ²)
100

α eff	β eff
0.3678	0.2011

Static Count Time (min)
1.0

Daily Background Count Time (min)
1.0


dpm/100 cm ²
α Flag β Flag
1,000 1,000

* Morning Daily Count

seq. #	Sample ID# and Description	Date	Background Total Counts*		Sample Total Counts		Background (cpm)		Sample Counts (cpm)		Sample (dpm/100 cm ²)		> α flag	> β flag	Tech. Initial
			α	β	α	β	α	β	α	β	α	β			
13	Intermodel 1032-1	8/26/2017	1	37	1	33	1.0	37.0	1.00	33	0.0	-20			AJC
14	Intermodel 1032-2	8/26/2017	1	37	1	37	1.0	37.0	1.00	37	0.0	0			AJC
15	Intermodel 1032-3	8/26/2017	1	37	1	32	1.0	37.0	1.00	32	0.0	-25			AJC
16	Intermodel 1032-4	8/26/2017	1	37	1	34	1.0	37.0	1.00	34	0.0	-15			AJC
17	Intermodel 1032-5	8/26/2017	1	37	1	45	1.0	37.0	1.00	45	0.0	40			AJC
18	Intermodel 1032-6	8/26/2017	1	37	1	53	1.0	37.0	1.00	53	0.0	80			AJC
19	Intermodel 1032-7	8/26/2017	1	37	1	32	1.0	37.0	1.00	32	0.0	-25			AJC
20	Intermodel 1032-8	8/26/2017	1	37	0	34	1.0	37.0	0.00	34	-2.7	-15			AJC

Location: New Haven, CT			RWP#		Survey UNC-2017-84 GFLU 002165		Survey Type:		pg. 1 of 2		
Site: Former UNC Manufacturing Facility			10-1007.00-3				Outgoing				
Direct Count (DPM/100 cm ²)			Smear (DPM/100 cm ²)			circle one					
No.	α	β	No.	α	β						
1			1								
2			2								
3			3								
4			4								
5			5								
6			6								
7			7								
8			8								
9			9								
10			10								
11			11								
12			12								
13			13								
14			14								
15			15								
16			16								
17			17								
18			18								
19			19								
20			20								
21			21								
22			22								
23			23								
24			24								
25			25								

No.	α	β	No.	α	β	Smear #	Dose Rate uR/hr
1			1			Door Short Side	5
2			2			Left Long Side	5
3			3			Left Long Side	6
4			4			Short Side	4
5			5			Right Long Side	4
6			6			Right Long Side	5
7			7			Top	4
8			8			Top	5



Comments	Surveyed By:	Date:	Instrument	Serial #	α Eff.	β Eff.	α Bkg.	β Bkg.	γ Bkg.	Cal. Due	Key	
Conversion from counts to DPM/100 cm ² for smears are provided on pages 2.	G. Sparks	28-Aug-17	2360/ 43-93	193638/ PR199836	0.10953	0.03975	3	133	N/A	2/7/2018		
		28-Aug-17	2929/ 43-10-1	200051/ PR215948	0.36781	0.20113	1	35	N/A	12/6/2017	■	A/S Location
			Bicron	2079	NA	NA	NA	NA	4	11/29/2017	*_*	Boundary
											○	Smear
											□	Dose Rate _____/hr
	Reviewed By:	Date:									*	Direct Reading CPM/direct frisk
	M. Plonski	26-Aug-17									△	Grab Sample

CABRERA STATIC COUNTING WORKSHEET (Rev 6)

page 1 of 1

Detector Active Area (cm ²)
100

α eff	β eff
0.3678	0.2011

Static Count Time (min)
1.0


Daily Background Count Time (min)
1.0

dpm/100 cm ²
α Flag β Flag
1,000 1,000

* Morning Daily Count

seq. #	Sample ID# and Description	Date	Background Total Counts*		Sample Total Counts		Background (cpm)		Sample Counts (cpm)		Sample (dpm/100 cm ²)		> α flag	> β flag	Tech. Initial
			α	β	α	β	α	β	α	β	α	β			
59	Intermodel 2165-1	8/26/2017	1	37	0	36	1.0	37.0	0.00	36	-2.7	-5			AJC
60	Intermodel 2165-2	8/26/2017	1	37	0	34	1.0	37.0	0.00	34	-2.7	-15			AJC
61	Intermodel 2165-3	8/26/2017	1	37	0	29	1.0	37.0	0.00	29	-2.7	-40			AJC
62	Intermodel 2165-4	8/26/2017	1	37	1	42	1.0	37.0	1.00	42	0.0	25			AJC
63	Intermodel 2165-5	8/26/2017	1	37	1	34	1.0	37.0	1.00	34	0.0	-15			AJC
64	Intermodel 2165-6	8/26/2017	1	37	0	40	1.0	37.0	0.00	40	-2.7	15			AJC
65	Intermodel 2165-7	8/26/2017	1	37	1	33	1.0	37.0	1.00	33	0.0	-20			AJC
66	Intermodel 2165-8	8/26/2017	1	37	1	27	1.0	37.0	1.00	27	0.0	-50			AJC

Location: New Haven, CT						RWP#		10-1007.00-3		UNC-2017-085		Survey Type:		Outgoing		pg. 1 of 3		
Site: Former UNC Manufacturing Facility																		
Direct Count (DPM/100 cm ²)			Smear (DPM/100 cm ²)			circle one												
No.	α	β	No.	α	β													
1			1			left track upper												
2			2			right track upper												
3			3			left track lower												
4			4			right track lower												
5			5			hand controls												
6			6			pedals												
7			7			left arm												
8			8			right arm												
9			9			front undercarriage												
10			10			rear undercarriage												
11			11			grapple bucket left												
12			12			grapple bucket middle												
13			13			grapple bucket middle												
14			14			grapple bucket right												
15			15			left form front												
16			16			left fork rear												
17			17			right form front												
18			18			right fork rear												
19			19															
20			20															
21			21															
22			22															
23			23															
24			24															
25			25															



Comments	Surveyed By:	Date:	Instrument	Serial #	α Eff.	β Eff.	α Bkg.	β Bkg.	γ Bkg.	Cal. Due	Key	
Conversion from counts to DPM/100 cm ² for direct counts and smears are provided on pages 2 and 3, respectively.		28-Aug-17	2360/ 43-93	193638/ PR199836	0.10953	0.03975	3	133	N/A	2/7/2018		
	R. Gionfriddo	28-Aug-17	2929/ 43-10-1	200051/ PR215948	0.36781	0.20113	1	35	N/A	12/6/2017	■	A/S Location
											.	Boundary
											○	Smear
											□	Dose Rate _____ /hr
	Reviewed By:	Date:									*	Direct Reading CPM/direct frisk
	Mike Plonski	28-Aug-17									△	Grab Sample

CABRERA STATIC COUNTING WORKSHEET (Rev 6)

page 1 of 1

Detector Active Area (cm ²)
100

α eff	β eff
0.1095	0.0673

Static Count Time (min)
1.0

Daily Background Count Time (min)
1.0

dpm/100 cm ²	
α Flag	β Flag
5,000	5,000

* Morning Daily Count

seq. #	Sample ID# and Description	Date	Background Total Counts*		Sample Total Counts		Background (cpm)		Sample Counts (cpm)		Sample (dpm/100 cm ²)		> α flag	> β flag	Tech. Initial
			α	β	α	β	α	β	α	β	α	β			
51	Bobcat-1	8/28/2017	3	133	1	128	3.0	133.0	1.00	128	-18.3	-74			MP
52	Bobcat-2	8/28/2017	3	133	1	131	3.0	133.0	1.00	131	-18.3	-30			MP
53	Bobcat-3	8/28/2017	3	133	1	123	3.0	133.0	1.00	123	-18.3	-149			MP
54	Bobcat-4	8/28/2017	3	133	0	126	3.0	133.0	0.00	126	-27.4	-104			MP
55	Bobcat-5	8/28/2017	3	133	1	104	3.0	133.0	1.00	104	-18.3	-431			MP
56	Bobcat-6	8/28/2017	3	133	1	146	3.0	133.0	1.00	146	-18.3	193			MP
57	Bobcat-7	8/28/2017	3	133	2	130	3.0	133.0	2.00	130	-9.1	-45			MP
58	Bobcat-8	8/28/2017	3	133	2	146	3.0	133.0	2.00	146	-9.1	193			MP
59	Bobcat-9	8/28/2017	3	133	2	126	3.0	133.0	2.00	126	-9.1	-104			MP
60	Bobcat-10	8/28/2017	3	133	0	135	3.0	133.0	0.00	135	-27.4	30			MP
61	Bobcat-11	8/28/2017	3	133	3	148	3.0	133.0	3.00	148	0.0	223			MP
62	Bobcat-12	8/28/2017	3	133	3	128	3.0	133.0	3.00	128	0.0	-74			MP
63	Bobcat-13	8/28/2017	3	133	1	147	3.0	133.0	1.00	147	-18.3	208			MP
64	Bobcat-14	8/28/2017	3	133	3	139	3.0	133.0	3.00	139	0.0	89			MP
65	Bobcat-15	8/28/2017	3	133	2	128	3.0	133.0	2.00	128	-9.1	-74			MP
66	Bobcat-16	8/28/2017	3	133	0	133	3.0	133.0	0.00	133	-27.4	0			MP
67	Bobcat-17	8/28/2017	3	133	0	152	3.0	133.0	0.00	152	-27.4	282			MP
68	Bobcat-18	8/28/2017	3	133	2	141	3.0	133.0	2.00	141	-9.1	119			MP

CABRERA STATIC COUNTING WORKSHEET (Rev 6)

page 1 of 1

Detector Active Area (cm ²)
100

α eff	β eff
0.3678	0.2011

Static Count Time (min)
1.0

Daily Background Count Time (min)
1.0

dpm/100 cm ²
α Flag β Flag
1,000 1,000

* Morning Daily Count

seq. #	Sample ID# and Description	Date	Background Total Counts*		Sample Total Counts		Background (cpm)		Sample Counts (cpm)		Sample (dpm/100 cm ²)		> α flag	> β flag	Tech. Initial
			α	β	α	β	α	β	α	β	α	β			
77	Bobcat-1	8/28/2017	1	35	0	40	1.0	35.0	0.00	40	-2.7	25			AJC
78	Bobcat-2	8/28/2017	1	35	2	37	1.0	35.0	2.00	37	2.7	10			AJC
79	Bobcat-3	8/28/2017	1	35	1	35	1.0	35.0	1.00	35	0.0	0			AJC
80	Bobcat-4	8/28/2017	1	35	1	33	1.0	35.0	1.00	33	0.0	-10			AJC
81	Bobcat-5	8/28/2017	1	35	1	29	1.0	35.0	1.00	29	0.0	-30			AJC
82	Bobcat-6	8/28/2017	1	35	0	51	1.0	35.0	0.00	51	-2.7	80			AJC
83	Bobcat-7	8/28/2017	1	35	2	49	1.0	35.0	2.00	49	2.7	70			AJC
84	Bobcat-8	8/28/2017	1	35	2	42	1.0	35.0	2.00	42	2.7	35			AJC
85	Bobcat-9	8/28/2017	1	35	0	35	1.0	35.0	0.00	35	-2.7	0			AJC
86	Bobcat-10	8/28/2017	1	35	0	45	1.0	35.0	0.00	45	-2.7	50			AJC
87	Bobcat-11	8/28/2017	1	35	0	47	1.0	35.0	0.00	47	-2.7	60			AJC
88	Bobcat-12	8/28/2017	1	35	1	29	1.0	35.0	1.00	29	0.0	-30			AJC
89	Bobcat-13	8/28/2017	1	35	1	36	1.0	35.0	1.00	36	0.0	5			AJC
90	Bobcat-14	8/28/2017	1	35	1	34	1.0	35.0	1.00	34	0.0	-5			AJC
91	Bobcat-15	8/28/2017	1	35	0	30	1.0	35.0	0.00	30	-2.7	-25			AJC
92	Bobcat-16	8/28/2017	1	35	2	29	1.0	35.0	2.00	29	2.7	-30			AJC
93	Bobcat-17	8/28/2017	1	35	1	51	1.0	35.0	1.00	51	0.0	80			AJC
94	Bobcat-18	8/28/2017	1	35	0	48	1.0	35.0	0.00	48	-2.7	65			AJC