



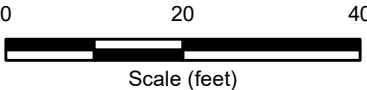


Location ID	Direct Gamma Static Measurement (cpm)	Location ID	Direct Gamma Static Measurement (cpm)	Location ID	Direct Gamma Static Measurement (cpm)	Location ID	Direct Gamma Static Measurement (cpm)
1	22,450	42	18,104	83	15,545	124	18,219
2	12,826	43	55,507	84	15,500	125	51,305
3	26,204	44	134,326	85	84,735	126	28,685
4	50,397	45	45,019	86	29,874	127	18,158
5	10,168	46	27,420	87	18,000	128	13,241
6	37,620	47	32,343	88	20,540	129	24,455
7	27,769	48	21,457	89	25,001	130	81,598
8	37,771	49	12,681	90	20,000	131	11,653
9	30,372	50	18,417	91	25,747	132	12,914
10	63,744	51	15,361	92	31,569	133	18,243
11	29,507	52	16,425	93	31,829	134	11,914
12	39,965	53	45,405	94	25,151	135	12,417
13	65,104	54	14,466	95	74,071	136	20,812
14	14,849	55	23,441	96	40,000	137	16,247
15	28,002	56	25,416	97	19,241	138	14,941
16	50,608	57	18,399	98	24,000	139	24,987
17	54,370	58	15,000	99	20,257	140	12,224
18	46,203	59	16,000	100	27,050	141	16,628
19	27,151	60	1,580	101	16,354	142	36,257
20	74,218	61	28,792	102	14,000	143	28,914
21	60,581	62	20,254	103	15,333	144	11,122
22	43,783	63	12,000	104	21,640	145	23,909
23	68,335	64	18,000	105	16,000	146	16,372
24	31,712	65	40,078	106	16,147	147	23,192
25	13,777	66	24,529	107	32,133	148	18,177
26	20,001	67	18,400	108	53,507	149	16,991
27	13,647	68	19,452	109	14,685	150	35,016
28	17,722	69	22,779	110	17,577	151	39,129
29	52,416	70	35,486	111	24,356	152	68,214
30	38,747	71	14,000	112	16,971	153	11,447
31	65,098	72	25,127	113	27,412	154	13,214
32	23,430	73	50,277	114	21,909	155	20,234
33	19,870	74	92,749	115	19,417	156	27,439
34	16,701	75	26,000	116	36,520	157	13,149
35	38,476	76	18,000	117	23,575	158	18,176
36	46,015	77	16,000	118	14,179	159	13,449
37	37,795	78	32,000	119	19,063	160	18,336
38	38,330	79	18,000	120	21,107	161	17,183
39	98,364	80	54,847	121	25,017	162	17,133
40	21,455	81	55,859	122	18,378	163	18,192
41	15,462	82	17,177	123	36,277	164	27,113

Legend

-  Area of Elevated Gamma Activity
-  Building 3H
-  Building 6H
-  Building Columns

Note: Survey performed with Ludlum 2360/ FIDLER.
Survey results are 1-min direct static counts in counts per minute (cpm).



LOCATIONS OF ELEVATED GAMMA ACTIVITY

FORMER UNC FACILITY
NEW HAVEN, CONNECTICUT

10/2017 PROJECT No. 10-1007.00 FIGURE 8-4

