

**AEC DISTRIBUTION FOR PART 50 DOCKET MATERIAL
(TEMPORARY FORM)**

CONTROL NO: 3779

FILE: MONTHLY REPORT FILE

FROM: Florida Power & Light Co. Miami, Fla A.D. Schmidt		DATE OF DOC 4-4-75	DATE REC'D 4-7-75	LTR xxx	TWX	RPT	OTHER
TO: Office of Management Info		ORIG 1-signed	CC	OTHER	SENT AEC PDR xx		
					SENT LOCAL PDR xxxxx		
CLASS	UNCLASS xxxx	PROP INFO	INPUT	NO CYS REC'D 1		DOCKET NO: 50-250 and 251	

DESCRIPTION:

Ltr trans the following:

ACKNOWLEDGMENT

ENCLOSURES:

Monthly Report for March, 1975
Plant & Component Operability & Availability
This Report to be used in preparing Grey
Book by Plans & Operations.

No. of Cys Rec'd 1

PLANT NAME: DO Turkey Point #3 and #4

FOR ACTION/INFORMATION

4-8-85 JGB


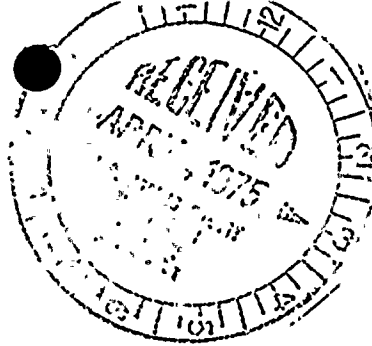
BUTLER (S) W/ Copies	SCHWENCER (S) W/ Copies	ZIEMANN (S) W/ Copies	REGAN (E) W/ Copies
CLARK (S) W/ Copies	STOLZ (S) W/ Copies	DICKER (E) W/ Copies	LEAR (S) W/ Copies
PARR (S) W/ Copies	VASSALLO (S) W/ Copies	KNIGHTON (E) W/ Copies	W. MAGEE W/ 2 Copies
KNIEL (S) W/ Copies	PURPLE (S) W/ Copies	YOUNGBLOOD (E) W/ Copies	W/ Copies

INTERNAL DISTRIBUTION

REG FILE AEC PDR OGC, ROOM P-506-A MUNTZING/STAFF CASE GIAMBUSSO BOYD MOORE (S) (BWR) DEYOUNG (S) (PWR) SKOVHOLT (S) GOLLER (S) P. COLLINS DENISE REG OPR FILE & REGION (2) T.R. WILSON STEELE	TECH REVIEW SCHROEDER MACCARRY KNIGHT PAWLICKI SHAO STELLO HOUSTON NOVAK ROSS IPPOLITO TEDESCO LONG LAINAS BENAROYA VOLIMER	DENTON GRINES GAMMILL KASTNER BALLARD SPANGLER ENVIRO MULLER DICKER KNIGHTON YOUNGBLOOD REGAN PROJECT LDR HARLESS	LIC ASST DIGGS (S) GEARIN (S) GOULBOURNE (S) KREUTZER (E) LEE (S) MAIGRET (S) REED (E) SERVICE (S) SHEPPARD (S) SLATER (E) SMITH (S) TEETS (S) WILLIAMS (E) WILSON (S) INGRAM (S)	A/T IND BRAITMAN SALTZMAN B. HURT PLANS MCDONALD CHAPMAN DUBE w/input E. COUPE D. THOMPSON (2) KLECKER EISENHUT
---	---	--	---	--

EXTERNAL DISTRIBUTION

1-LOCAL PDR Homestead, Fla	(1) (2) (10) -NATIONAL LABS	1-PDR SAN/LA/NY
1-TIC (ABERNATHY)	1-W. PENNINGTON, RM-E-201G.T.	1-BROOKHAVEN NAT LA
1-NSIC (BUCHANAN)	1-CONSULTANTS	1-G.ULRIKSON, ORNL
1-ASLB	NEWMARK/BLUME/AGBABIAN	1-AGMED RUTH GUSMA
1-NEWTON ANDERSON		ROOM B-127 G.T.
16-ACRS HOLDING		1-J. RUNKLES RM-E-2
		G.T.



April 4, 1975

Regulatory

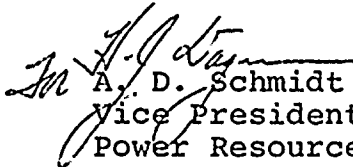
File Cy.

Office of Management Information
and Program Controls
U. S. Nuclear Regulatory Commission
Washington, D. C. 20555

Gentlemen:

Attached are the March, 1975 Operating Status Reports for Turkey
Point Unit Nos. 3 and 4.


Very truly yours,


A. D. Schmidt
Vice President
Power Resources

VTC/cpc

Attachments

cc: Mr. Norman C. Moseley
Jack R. Newman, Esquire



3779

ENCLOSURE A

DOCKET NO. 50-250UNIT NAME TURKEY POINT UNIT NO. 3DATE APRIL 2, 1975COMPLETED BY V. T. CHILSON
TELEPHONE NO. (305) 445-6211 - Ext. 2177DAILY UNIT POWER OUTPUTMONTH March, 1975

<u>DAY</u>	<u>AVERAGE DAILY MWe-net</u>	<u>DAY</u>	<u>AVERAGE DAILY MWe-net</u>
1	<u>534</u>	20	<u>694</u>
2	<u>253</u>	21	<u>692</u>
3	<u>193</u>	22	<u>686</u>
4	<u>-</u>	23	<u>684</u>
5	<u>-</u>	24	<u>680</u>
6	<u>-</u>	25	<u>676</u>
7	<u>-</u>	26	<u>700</u>
8	<u>-</u>	27	<u>683</u>
9	<u>494</u>	28	<u>689</u>
10	<u>697</u>	29	<u>694</u>
11	<u>696</u>	30	<u>682</u>
12	<u>691</u>	31	<u>268</u>
13	<u>693</u>		
14	<u>691</u>		
15	<u>693</u>		
16	<u>679</u>		
17	<u>682</u>		
18	<u>683</u>		
19	<u>690</u>		

NOTE: Daily average power level greater than 666 MWe, due to cooler condenser cool-water.

ENCLOSURE A

DOCKET NO. 50-251UNIT NAME TURKEY POINT UNIT NO. 4DATE APRIL 2, 1975COMPLETED BY V. T. CHILSON
TELEPHONE NO. (805) 445-6211 - Ext. 2177DAILY UNIT POWER OUTPUTMONTH March, 1975

<u>DAY</u>	<u>AVERAGE DAILY MWe-net</u>	<u>DAY</u>	<u>AVERAGE DAILY MWe-net</u>
1	<u>683</u>	20	<u>643</u>
2	<u>681</u>	21	<u>556</u>
3	<u>681</u>	22	<u>660</u>
4	<u>683</u>	23	<u>651</u>
5	<u>685</u>	24	<u>296</u>
6	<u>683</u>	25	<u>598</u>
7	<u>678</u>	26	<u>645</u>
8	<u>676</u>	27	<u>651</u>
9	<u>677</u>	28	<u>657</u>
10	<u>678</u>	29	<u>552</u>
11	<u>676</u>	30	<u>-</u>
12	<u>674</u>	31	<u>-</u>
13	<u>657</u>		
14	<u>675</u>		
15	<u>672</u>		
16	<u>661</u>		
17	<u>665</u>		
18	<u>659</u>		
19	<u>662</u>		

NOTE: Daily average power level greater than 666 MWe, due to cooler condenser cool-water.

BOOKLET NO. 50-250
UNIT NAME TURKEY POINT UNIT NO. 3 REPORT MONTH MARCH, 1975
DATE APRIL 2, 1975
COMPLETED BY V. T. CHILSON
TELEPHONE (305) 445-6211 Ext. 2177

OPERATING STATUS

1. REPORTING PERIOD: 0001, 75, 03, 01 THROUGH 2400, 74, 03, 31
GROSS HOURS IN REPORTING PERIOD: 744.0
2. CURRENTLY AUTHORIZED POWER LEVEL (MWt) 2200
MAX. DEPEND. CAPACITY (MWt NET) 666
3. POWER LEVEL TO WHICH RESTRICTED (IF ANY): (MWt NET) None
4. REASONS FOR RESTRICTIONS (IF ANY):

	THIS MONTH	YR-TO-DATE	CUMULATIVE TO DATE
5. NUMBER OF HOURS THE REACTOR WAS CRITICAL	<u>619.4</u>	<u>1 412.0</u>	<u>14 439.7</u>
6. REACTOR RESERVE SHUTDOWN HOURS	<u>-0-</u>	<u>-0-</u>	<u>-0-</u>
7. HOURS GENERATOR ON LINE	<u>607.4</u>	<u>2 016.6</u>	<u>15 434.9</u>
8. UNIT RESERVE SHUTDOWN HOURS	<u>-0-</u>	<u>-0-</u>	<u>85.0</u>
9. GROSS THERMAL ENERGY GENERATED (MMH)....	<u>1 245 352</u>	<u>4 240 473</u>	<u>26 920 497</u>
10. GROSS ELECTRICAL ENERGY GENERATED (MMH).....	<u>408 186</u>	<u>1 390 789</u>	<u>8 818 594</u>
11. NET ELECTRICAL ENERGY GENERATED (MMH)...	<u>387 017</u>	<u>1 323 210</u>	<u>8 304 375</u>
12. REACTOR AVAILABILITY FACTOR <u>1/</u>	<u>83.3</u>	<u>94.1</u>	<u>78.9</u>
13. UNIT AVAILABILITY FACTOR <u>2/</u>	<u>81.6</u>	<u>93.4</u>	<u>75.8</u>
14. UNIT CAPACITY FACTOR <u>3/</u>	<u>78.1</u>	<u>92.0</u>	<u>61.3</u>
15. UNIT FORCED OUTAGE RATE <u>4/</u>	<u>18.4</u>	<u>6.6</u>	<u>4.6</u>

16. SHUTDOWNS SCHEDULED OVER NEXT 6 MONTHS (TYPE, DATE AND DURATION OF EACH):

June 21 - 26, 1975 - Seismic Restraint Inspection.

17. IF SHUTDOWN AT END OF REPORT PERIOD, ESTIMATED DATE OF STARTUP: _____

1/ REACTOR AVAILABILITY FACTOR = $\frac{\text{HOURS REACTOR WAS CRITICAL} \times 100}{\text{GROSS HOURS IN REPORTING PERIOD}}$

2/ UNIT AVAILABILITY FACTOR = $\frac{\text{HOURS GENERATOR ON LINE} \times 100}{\text{GROSS HOURS IN REPORT PERIOD}}$

3/ UNIT CAPACITY FACTOR = $\frac{\text{NET ELECTRICAL POWER GENERATED} \times 100}{\text{MAX. DEPENDABLE CAPACITY} \times \text{GROSS HOURS IN REPORT PERIOD}}$

4/ UNIT OUTAGE RATE = $\frac{\text{FORCED OUTAGE HOURS} \times 100}{\text{HOURS GENERATOR ON LINE} + \text{FORCED OUTAGE HOURS}}$

SUMMARY: Unit No. 3 was returned to service March 9, 1975, following completion of repairs to the turbine control valves. Performance of the unit was satisfactory until March 30, 1975, when the valve operator failed on No. 3C steam generator feed-water control valve.

DOCKET NO. 50-250
UNIT NAME TURKEY POINT UNIT NO. 3
DATE APRIL 2, 1975
PREPARED BY V. T. CHILSON
TELEPHONE 805) 445-6211 - Ext. 2177

REASON:
1-EQUIPMENT FAILURE(EXPLAIN) F-ADMINISTRATIVE
2-MAINT. OR TEST G-OPERATIONAL ERROR
3-REFUELING H-OTHER(EXPLAIN)
4-REGULATORY RESTRICTION
5-OPERATOR TRAINING AND
LICENSE EXAMINATION

REPORT MONTH MARCH, 1975

**METHOD:
1-MANUAL
2-MANUAL SCRAM.
3-AUTOMATIC SCRAM

UNIT SHUTDOWNS / REDUCTIONS

NO.	DATE	TYPE F-FORCED S-SCHEDULED	DURATION (HOURS)	REASON *	METHOD OF SHUTTING DOWN THE REACTOR **	COMMENTS
07	75 03 01	F	5.5	A	3	Unit was tripped by loss of generator field, caused by failure of components in the generator voltage regulator power supply system. (Non-nuclear System)
08	75 03 02	F	-0-	D	N/A	Load on the unit was reduced below 50% R.P. and maintained below 50% R.P. until the accumulated time outside the target band was reduced to less than one hour in the previous 24 hour period. Refer to Abnormal Occurrence 250-75-1. (Nuclear System)
09	75 03 02	F	3.3	A	3	Reactor was tripped by two-out-of-three channels, Overpower ΔT . Reactor protection system, power range, high neutron level trip setpoints were being reduced from 108% R.P. to 55% R.P. Channel N-42 Overpower ΔT comparator failed to reset when the bistable switch was returned to normal position. Reactor tripped when Channel N-43 Overpower ΔT comparator was placed in the tripped mode. (Nuclear System)
10	75 03 03	F	127.8	A	3	Unit was removed from service (deliberate manual shutdown) to repair turbine control valves. (Non-nuclear System)
11	75 03 30	F	-0-	A	N/A	Load on the unit was reduced to 130 MWe (24% R.P.) when valve operator on No. 3C steam generator feedwater control valve failed. (Non-nuclear system)

UNIT NAME TURKEY POINT UNIT NO. 4REPORT MONTH MARCH, 1975

APRIL 2, 1975

COMPLETED BY V. T. CHILSON

TELEPHONE (305) 445-6211 - Ext. 2177

OPERATING STATUS

1. REPORTING PERIOD: 0001, 75, 03 THROUGH 2400, 75, 03
GROSS HOURS IN REPORTING PERIOD: 744:00
2. CURRENTLY AUTHORIZED POWER LEVEL (MWt) 2200
MAX. DEPEND. CAPACITY (MWe NET) 666
3. POWER LEVEL TO WHICH RESTRICTED (IF ANY): (MWe NET) None
4. REASONS FOR RESTRICTIONS (IF ANY):

	THIS MONTH	YR-TO-DATE	CUMULATIVE TO DATE
5. NUMBER OF HOURS THE REACTOR WAS CRITICAL	<u>6 98.1</u>	<u>2 035.7</u>	<u>11 369.5</u>
6. REACTOR RESERVE SHUTDOWN HOURS	<u>-0-</u>	<u>97.3</u>	<u>97.3</u>
7. HOURS GENERATOR ON LINE	<u>695.6</u>	<u>2 013.3</u>	<u>11 071.1</u>
8. UNIT RESERVE SHUTDOWN HOURS	<u>-0-</u>	<u>-0-</u>	<u>-0-</u>
9. GROSS THERMAL ENERGY GENERATED (MMWH)....	<u>1 475 161</u>	<u>4 305 374</u>	<u>22 657 584</u>
10. GROSS ELECTRICAL ENERGY GENERATED (MMWH).....	<u>472 292</u>	<u>1 395 378</u>	<u>7 169 639</u>
11. NET ELECTRICAL ENERGY GENERATED (MMWH)..	<u>448 554</u>	<u>1 326 869</u>	<u>6 795 985</u>
12. REACTOR AVAILABILITY FACTOR 1/.....	<u>93.8</u>	<u>94.3</u>	<u>83.0</u>
13. UNIT AVAILABILITY FACTOR 2/.....	<u>93.5</u>	<u>93.2</u>	<u>80.8</u>
14. UNIT CAPACITY FACTOR 3/.....	<u>90.5</u>	<u>92.3</u>	<u>74.5</u>
15. UNIT FORCED OUTAGE RATE 4/.....	<u>-0-</u>	<u>-0-</u>	<u>4.8</u>
16. SHUTDOWNS SCHEDULED OVER NEXT 6 MONTHS (TYPE, DATE AND DURATION OF EACH): March 30 - May 25, 1975 - Refueling, Maintenance, and Inspections.			
17. IF SHUTDOWN AT END OF REPORT PERIOD, ESTIMATED DATE OF STARTUP:			<u>May 26, 1975</u>

1/ REACTOR AVAILABILITY FACTOR = $\frac{\text{HOURS REACTOR WAS CRITICAL} \times 100}{\text{GROSS HOURS IN REPORTING PERIOD}}$

2/ UNIT AVAILABILITY FACTOR = $\frac{\text{HOURS GENERATOR ON LINE} \times 100}{\text{GROSS HOURS IN REPORT PERIOD}}$

3/ UNIT CAPACITY FACTOR = $\frac{\text{NET ELECTRICAL POWER GENERATED} \times 100}{\text{MAX. DEPENDABLE CAPACITY} \times \text{GROSS HOURS IN REPORT PERIOD}}$

4/ UNIT OUTAGE RATE = $\frac{\text{FORCED OUTAGE HOURS} \times 100}{\text{HOURS GENERATOR ON LINE} + \text{FORCED OUTAGE HOURS}}$

SUMMARY: Unit No. 4 was in continuous service from January 9, 1975 until March 29, 1975, when the unit was removed from service for refueling, maintenance, and inspections. Performance of the unit has been satisfactory except for condenser tube leak on March 24, 1975.

REPORT MONTH MARCH, 1975

DOCKET NO. 50-251

UNIT NAME TURKEY POINT UNIT NO. 4

DATE APRIL 2, 1975

PREPARED BY V. T. CHILSON
TELEPHONE (305 445-6211 - Ext. 2177)

UNIT SHUTDOWNS / REDUCTIONS

NO.	DATE	TYPE F-FORCED S-SCHEDULED	DURATION (HOURS)	REASON *	METHOD OF SHUTTING DOWN THE REACTOR **	COMMENTS
03.	75 03 20	S	-0-	B	N/A	Load on the unit was reduced to approximately 50% R.P. to perform periodic test on turbine main steam stop and control valves, re-heat intercept, and reheat stop valves. (Non-nuclear System)
04	75 03 24	F	-0-	B	N/A	Load on the unit was reduced to 275 MWe (50% R.P.) to repair condenser tube leak. (Non-nuclear System)
05	75 03 29	S	48.4	C	1	Unit was removed from service (deliberate manual shutdown) for refueling, maintenance and inspections. (Nuclear and Non-nuclear Systems)
						<div style="display: flex; justify-content: space-between;"> <div> <p>* REASON:</p> <p>A-EQUIPMENT FAILURE (EXPLAIN)</p> <p>B-MAINT. OR TEST</p> <p>C-REFUELING</p> <p>D-REGULATORY RESTRICTION</p> <p>E-OPERATOR TRAINING AND LICENSE EXAMINATION</p> <p>F-ADMINISTRATIVE</p> <p>G-OPERATIONAL ERROR</p> <p>H-OTHER (EXPLAIN)</p> </div> <div> <p>** METHOD:</p> <p>1-MANUAL</p> <p>2-MANUAL SCRAM</p> <p>3-AUTOMATIC SCRAM</p> </div> </div>

