










MARSSIM Survey Unit 1
Gamma Walkover Survey Results
Winchester Engineering &
Analytical Center
Winchester, MA

Legend

-  Excavation Areas in SU1
-  MARSSIM Survey Units
-  Building Footprint
-  - Fence

Gamma Walkover Survey - (CPM)

-  $\leq 15,000$
-  $> 15,000 \leq 20,000$
-  $> 20,000 \leq 25,000$
-  $> 25,000 \leq 30,000$
-  $> 30,000$

NORTHWIND
SITE SERVICES

0 2.5 5 10 Meters

Date: 7/18/2018

SU5
(Reference Area)

SU2

SU1

