




NOTES:

1.  (1 THRU 9)
SYMBOL INDICATES FLOW OF
SAMPLING AIR TO COMMON
RADIATION DETECTOR
2.  (NO FIGURE)
SYMBOL INDICATES ESSENTIAL
CHILLED WATER SUPPLY.
REFER TO FIGURE 9.2-11



Arizona Nuclear Power Project
Palo Verde Nuclear Generating Station
Units 1, 2 & 3

HVAC-AUXILIARY BUILDING
Figure 9.4-3

June 2, 1975

Amendment 7

CHANGE

10407-11A
6MY5-668