

**NRC DISTRIBUTION FOR PART 50 DOCKET MATERIAL**  
(TEMPORARY FORM)

CONTROL NO: 13223

FILE: \_\_\_\_\_

FROM: Washington Public Power Supply System Richland, Wash N.O. Strand			DATE OF DOC 11-10-75	DATE REC'D 11-20-75	LTR XXXX	TWX	RPT	OTHER
TO: Mr. Alan D. Parr.			ORIG 1-signed	CC	OTHER	SENT NRC PDR <u>XXXX</u> SENT LOCAL PDR <u>XXXX</u>		
CLASS	UNCLASS XXXXXX	PROP INFO	INPUT	NO CYS REC'D 1		DOCKET NO: 50-397		

**DESCRIPTION:**

Ltr re our 4-17 and 4-23-75 ltrs ...  
furn addl info relative to the status of the  
Mark II Supporting Program .....trans the  
following:

Dist Per V. Wilson

PLANT NAME: WPPSS #2

**ENCLOSURES:**

Load Combination For Mark II Containments  
Concrete Structures Hydrodynamic Loads  
.....

**ACKNOWLEDGED  
DO NOT REMOVE**

**FOR ACTION/INFORMATION**

11-20-75 JGB

BUTLER (L) W/ Copies	SCHWENCER (L) W/ Copies	ZIEMANN (L) W/ Copies	REGAN (E) W/ Copies	REID (L) W/ COPIES
CLARK (L) W/ Copies	STOLZ (L) W/ Copies	DICKER (E) W/ Copies	LEAR (L) W/ Copies	
✓ PARR (L) W/2 Copies	VASSALLO (L) W/ Copies	KNIGHTON (E) W/ Copies	SPIES W/ Copies	
KNIEL (L) W/ Copies	PURPLE (L) W/ Copies	YOUNGBLOOD (E) W/ Copies	LPM W/ Copies	

**INTERNAL DISTRIBUTION**

✓ REG FILE	TECH REVIEW	DENTON	LIC ASST	A/T IND
✓ NRC PDR	SCHROEDER	GRIMES	R. DIGGS (L)	BRAITMAN
✓ OGC, ROOM P-506A	MACCARY	GAMMILL	H. GEARIN (L)	SALTZMAN
✓ GOSSICK/STAFF	KNIGHT	KASTNER	E. GOULBOURNE (L)	MELTZ
✓ CASE	PAWLICKI	BALLARD	P. KREUTZER (E)	
GIAMBUSSO	SHAO	SPANGLER	J. LEE (L)	PLANS
BOYD	✓ STELLO		M. RUSHBROOK (L)	MCDONALD
✓ MOORE (L)	HOUSTON	ENVIRO	S. REED (E)	CHAPMAN
✓ DEYOUNG (L)	✓ NOVAK-3	MULLER	M. SERVICE (L)	DUBE (Ltr)
SKOVHOLT (L)	✓ ROSS	DICKER	S. SHEPPARD (L)	E. COUPE
GOLLER (L) (Ltr)	IPPOLITO	KNIGHTON	M. SLATER (E)	PETERSON
P. COLLINS	✓ TEDESCO	YOUNGBLOOD	H. SMITH (L)	HARTFIELD (2)
DENISE	J. COLLINS	REGAN	S. TEETS (L)	KLECKER
REG OPR	✓ LAINAS	✓ PROJECT LDR	G. WILLIAMS (E)	EISENHUT
✓ FILE & REGION (2)	✓ BENAROYA	✓ LOOSE	✓ WILSON (L)	WIGGINTON
✓ MIPC	VOLLMER	HARLESS	R. INGRAM (L)	✓ VAE 6-A
			M. DUNCAN (E)	

**EXTERNAL DISTRIBUTION**

✓ LOCAL PDR Richland, Washington	PR	1 - PDR-SAN/LA/NY
✓ TIC (ABERNATHY) (1)(2)(10)	- NATIONAL LABS	1 - BROOKHAVEN NAT LAB
✓ NSIC (BUCHANAN)	1 - W. PENNINGTON, Rm E-201 GT	1 - G. ULRIKSON ORNL
1 - ASLB	1 - CONSULTANTS	
1 - Newton Anderson	NEWMARK/BLUME/AGBABIAN	

✓ 16 - ACRS - HOLDING/SENT  
Cat 5



...

...

...

...

...

...

...

...

...

...

...

.....

.....

...

...

...

...

...

...

...

...

...

...

...

...

...

...

...

...

...

...

...

...

...

...

...

...

...

...

...


...

...

...

...

...



Washington Public Power Supply System  
A JOINT OPERATING AGENCY

Regulatory

File Cy.


P. O. Box 968 3000 GEO. WASHINGTON WAY RICHLAND, WASHINGTON 99352 PHONE (509) 946-9681

Docket No. 50-397

November 10, 1975  
G02-75-310



Director of Nuclear Reactor Regulation  
Light Water Reactors Project Branch 1-3  
U.S. Nuclear Regulatory Commission  
Washington, D.C. 20555



Attention: Mr. Olan D. Parr

Subject: WPPSS NUCLEAR PROJECT NO. 2  
MARK II CONTAINMENT PROGRAM

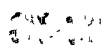
- References:
- 1) Letter, W.R. Butler to J.J. Stein, Suppression Pool Hydrodynamic Loads During LOCA, April 17, 1975.
  - 2) Letter, W.R. Butler to J.J. Stein, Pool Dynamic Loads Due to Relief Valve Operation, April 23, 1975.
  - 3) Letter, J.J. Stein to W.R. Butler, BWR Mark II Containment-Additional Design Information, June 5, 1975. (G02-75-163)
  - 4) Letter N.O. Strand to O.D. Parr, Mark II Containment Information-Current Design Drawings, July 25, 1975. (G02-75-210)
  - 5) Letter, N.O. Strand to O.D. Parr, Mark II Containment-Supporting Program, September 16, 1975. (G02-75-261)

Dear Mr. Parr:

In your April 17 and 23, 1975 letters (References 1 and 2) to us, you requested that we provide further information on the adequacy of the Mark II Containment on our WPPSS Nuclear Project No. 2 with respect to recently identified hydrodynamic loads. The purpose of this letter is to:

- o Provide information relative to the status of the Mark II Supporting Program.

13223



Mr. Olan D. Parr  
Page 2  
November 10, 1975

G02-75-310

- o Reference recent generic documents containing information felt applicable in determining Mark II containment dynamic loads on the WPPSS Nuclear Project No. 2 docket.
- o Provide table of load factors for concrete structures.

In Attachment "A" of our June 5, 1975 letter (Reference 3), we provided to you our schedule for conducting an assessment of our containment structures. Item 1 of Attachment "A" was submitted to you on July 25, 1975. Item 2 and a portion of Item 3 of Attachment "A" are covered by the Mark II Containment Dynamic Forcing Function Information Report (DFFR) NEDO-21061 and NEDE-21061P. The DFFR was transmitted via GE letter from I.F. Stuart to R. Boyd dated October 24, 1975, and contains phenomena descriptions which will be used to evaluate the Mark II containment for the WPPSS Nuclear Project No. 2. Item 2 was submitted later than expected due to additional technical efforts required to complete the DFFR and the inclusion of phenomenological information on Item 3. As a consequence, Item 4, our plant unique report, is now expected to be submitted in the December 1975 to January 1976 time period. We also expect to complete and include the remaining answers to Item 3 in that plant unique report.

On June 30, 1975 the Mark II Containment Owners presented to the NRC an outline and schedule for the Mark II Supporting Program. This Supporting Program, Item 5, was submitted to you on September 16, 1975 (Reference 5). The status of this Program is as follows. Under LOCA Related Activities, Item A.3 (Impact Tests on Pool Internal Structures) and Item A.4 (Qualification of Impact Model) are covered by recently submitted documents NEDE-13426-P Class III, and NEDC-20989-2P (Vol. 2) respectively. The following documents have been submitted to address Item B.2 (Relief Valve Pipe Clearing for Ramshead) under the Safety/Relief Valve Related Activities:

- 1) For modeling - NEDO-20942 and NEDE-20942P.
- 2) For test comparisons - NEDO-21062 and NEDE-21062P.

The attached table of load factors will be used to evaluate the WPPSS Nuclear Project No. 2 concrete structures inside containment. This table identifies the numerical values and is complementary to Table 5.2.1 in the DFFR. As you know, our WPPSS Nuclear Project No. 2 containment is a free-standing steel structure governed by Division 1 (NE-3000) of Section III of the ASME Code.



Mr. Olan D. Parr  
Page 3  
November 10, 1975

602-75-310

As a member of the Mark II Owners Group, we will be closely following the progress of the Supporting Program and keep you advised of its progress. Any reports, data or analyses which become available during the Supporting Program, will be forwarded to the NRC through appropriate channels.

Very truly yours,



N. O. STRAND  
Assistant Director,  
Generation and Technology

NOS:GLG:kw

Attachment

cc: JJ Byrnes - Burns & Roe, Inc.  
FA MacLean - General Electric  
D Roe - Bonneville Power Administration  
JJ Verderber - Burns & Roe, Inc.

# LOAD COMBINATION FOR MARK II CONTAINMENTS CONCRETE STRUCTURES HYDRODYNAMIC LOADS

<u>EQN.</u>	<u>LOAD COND.</u>	<u>D</u>	<u>L</u>	<u>F</u>	<u>P<sub>O</sub></u>	<u>T<sub>O</sub></u>	<u>R<sub>O</sub></u>	<u>E<sub>O</sub></u>	<u>E<sub>SS</sub></u>	<u>P<sub>B</sub></u>	<u>P<sub>A</sub></u>	<u>T<sub>A</sub></u>	<u>R<sub>A</sub></u>	<u>R<sub>r</sub></u>	<u>SRV</u>
1	Normal w/o Temp	1.4	1.7	1.0	1.0	-	-	-	-	-	-	-	-	-	1.5
2	Normal w/Temp	1.0	1.3	1.0	1.0	1.0	1.0	-	-	-	-	-	-	-	1.3
3	Normal Ser. Env.	1.0	1.0	1.0	1.0	1.0	1.0	1.25	-	-	-	-	-	-	1.25
4	Abnormal	1.0	1.0	1.0	-	-	-	-	-	1.25	-	1.0	1.0	-	1.25
4a	Abnormal	1.0	1.0	1.0	-	-	-	-	-	-	1.25	1.0	1.0	-	-
5	Abnormal Sev. Env.	1.0	1.0	1.0	-	-	-	1.1	-	1.1	-	1.0	1.0	-	1.1
5a	Abnormal Sev. Env.	1.0	1.0	1.0	-	-	-	1.1	-	-	1.1	1.0	1.0	-	-
6	Normal Ext. Env.	1.0	1.0	1.0	1.0	1.0	1.0	-	1.0	-	-	-	-	-	1.0
7	Abnormal Ext. Env.	1.0	1.0	1.0	-	-	-	-	1.0	1.0	-	1.0	1.0	1.0	1.0
7a	Abnormal Ext. Env.	1.0	1.0	1.0	-	-	-	-	1.0	-	1.0	1.0	1.0	1.0	-

## LOAD DESCRIPTION

D = Dead Loads	E <sub>O</sub> = Operating-Basis Earthquake
L = Live Loads	E <sub>SS</sub> = Safe Shutdown Earthquake
F = Prestressing Loads	P <sub>B</sub> = SBA or IBA Pressure Load
T <sub>O</sub> = Operating Temperature Loads	P <sub>A</sub> = DBA (LOCA) Pressure Load
R <sub>O</sub> = Operating Pipe Reactions	T <sub>A</sub> = Pipe Break Temperature Load
P <sub>O</sub> = Operating Pressure Loads	R <sub>A</sub> = Pipe Break Temperature Reaction Loads
SRV = Safety/Relief Valve Loads	R <sub>r</sub> = Reaction and jet forces associated with the pipe break



