

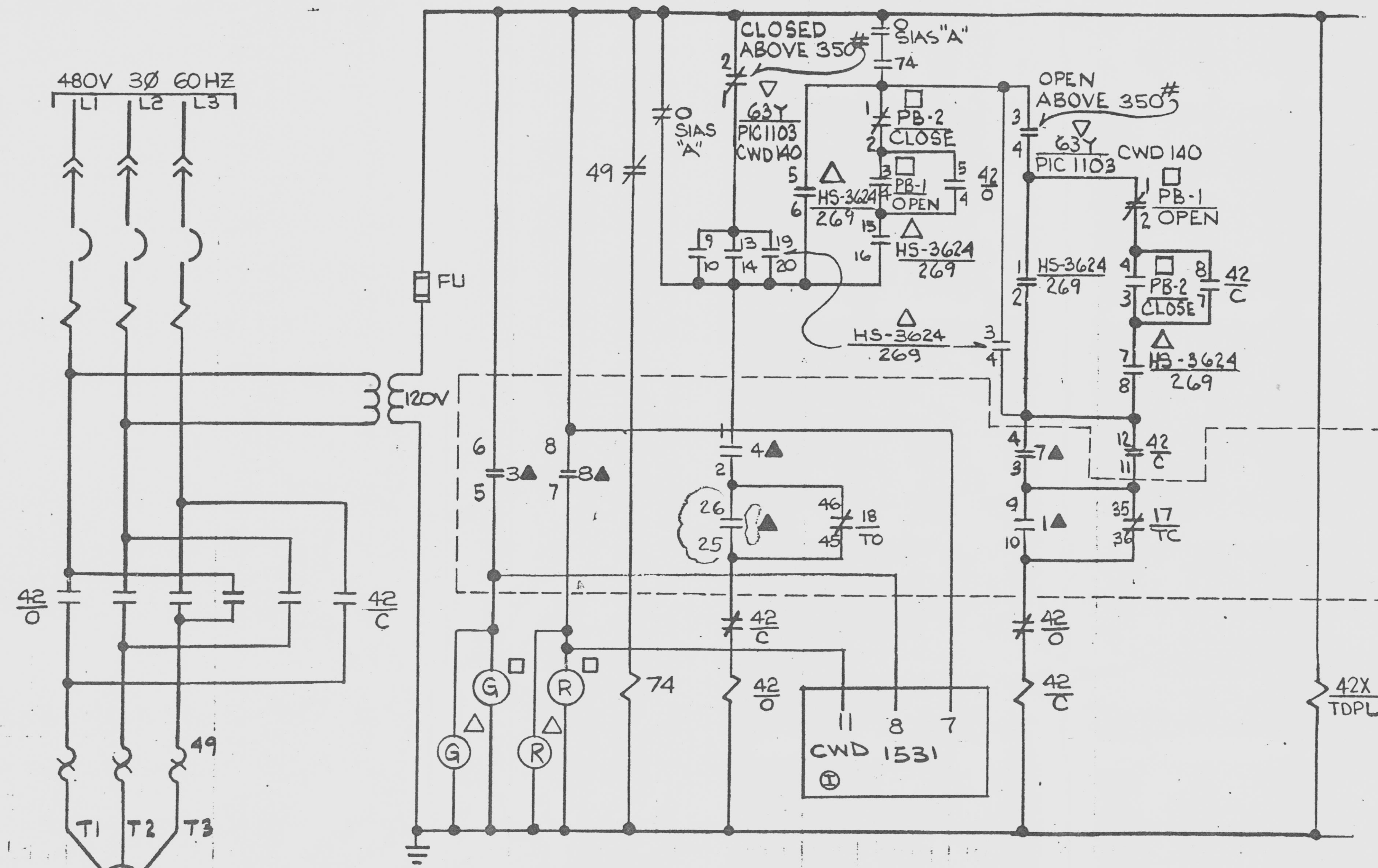
HS-3824/269

CONTACTS	NO.	PC BYPASS CLOSE	POSITIONS		
			CLOSED	OPEN	LOCAL
1-2	30		X		
3-4	40	X			
5-6	50			X	
7-8	60				X
9-10	70	X			
11-12	80			X	
13-14	90				X
15-16	100				X
17-18	110	X			
19-20	120				X

MAINTAINED CONTACT, KEY OPERATED
KEY REMOVABLE IN CLOSED, OPEN
& LOCAL POSITIONS
X-CONTACT CLOSED
*-THIS SHEET

LIMIT SWITCH DEVELOPMENT			
CONTACT	VALVE OPENING %	NO	CWD SH
11-12	0	100	5
13-14			7 *
15-16			6 *
17-18			8 *
19-20			9 *
21-22			10 *
23-24			11 *
25-26			12 *
27-28			13 *
29-30			14 *
31-32			15 *
33-34			16 *
35-36	TC-OPENS ON MECH		17 *
37-38	OVERLOAD-CLOSE CYCLE		18 *
39-40	TO-OPENS ON MECH		19 *
41-42	OVERLOAD-OPEN CYCLE		20 *

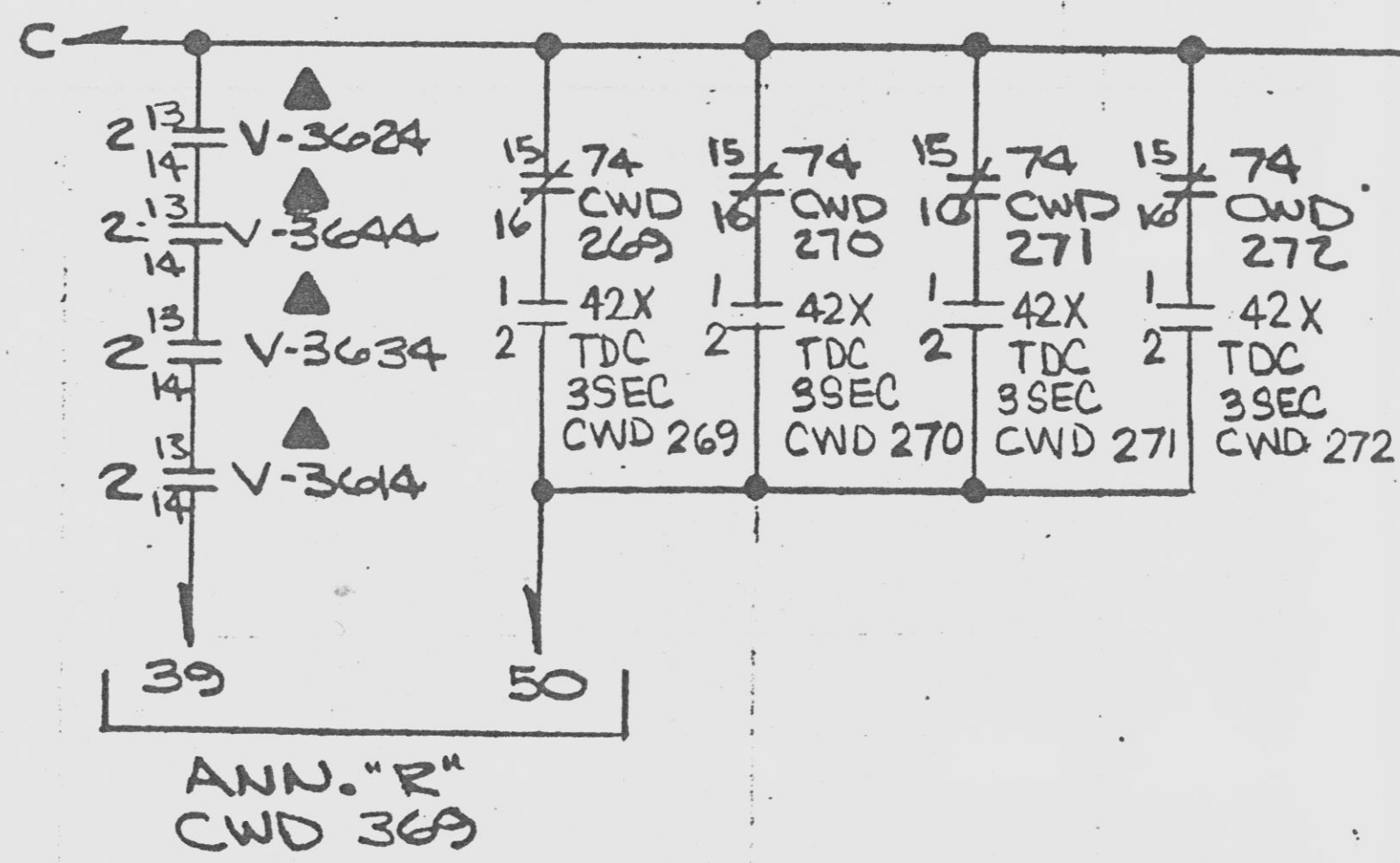
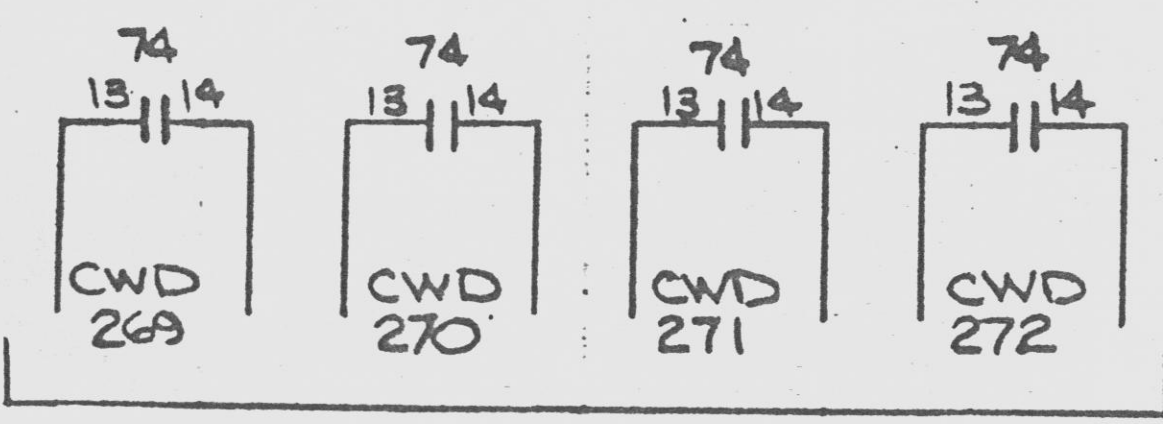
* - THIS SHEET
- CONTACT CLOSED



- LOCATION SYMBOLS
- ENG. SAFEGUARD CAB
 - △ RTGB 106
 - ▽ RTGB 103
 - LOCAL
 - ▲ LIMIT SWITCH
 - ⊙ SRS ISOLATION CAB
- ALL EQUIPMENT NOT DESIGNATED BY A SYMBOL IS LOCATED IN MCC (SEE TABLE 1)
- △ COMPT. FOR 42X RELAY ONLY

TABLE 1

CWD NO	VALVE NO	HS & Z NO.	63Y PIC #	SIAS CHAN'L	MCC NO	COMPT NO.	COMPT NO. Δ
269	V-3624	3624	1103	A	1A6	CF2	FF1
270	V-3614	3614	1104	B	1B5	AR1	DF1
271	V-3634	3634	1104	B	1B6	CF2	FF1
272	V-3644	3644	1103	A	1A5	EF4	FF1



8				4	1-18-84	DV	EBASCO SERVICES INCORPORATED NEW YORK	FLORIDA POWER & LIGHT CO. HUTCHINSON ISLAND PLANT UNIT #1	8770-B-326
7				3	12-2-75	DV	DIV. ELEC DR. TERESA	SCHEMATIC DIAGRAM	SHEET 269
6	2-31-94	DAC	WJ	2	2-28-75	B	SCALE ~ CH AH	SAFETY INJECTION TANK ISOLATION VALVE	
5	10-20-88	DP		1	11-19-74	DM	DATE AUG. 13, 1974		
REV	DATE	BY	APPROVED	REV	DATE	BY	APPROVED	V3624	

E