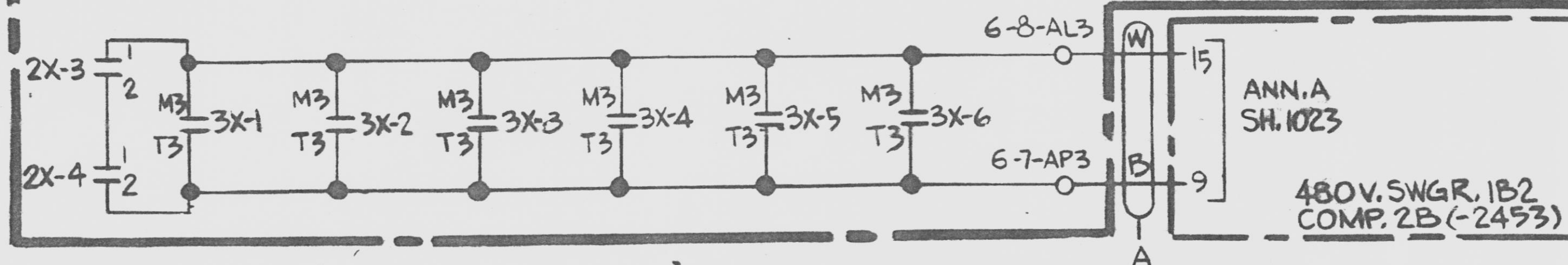
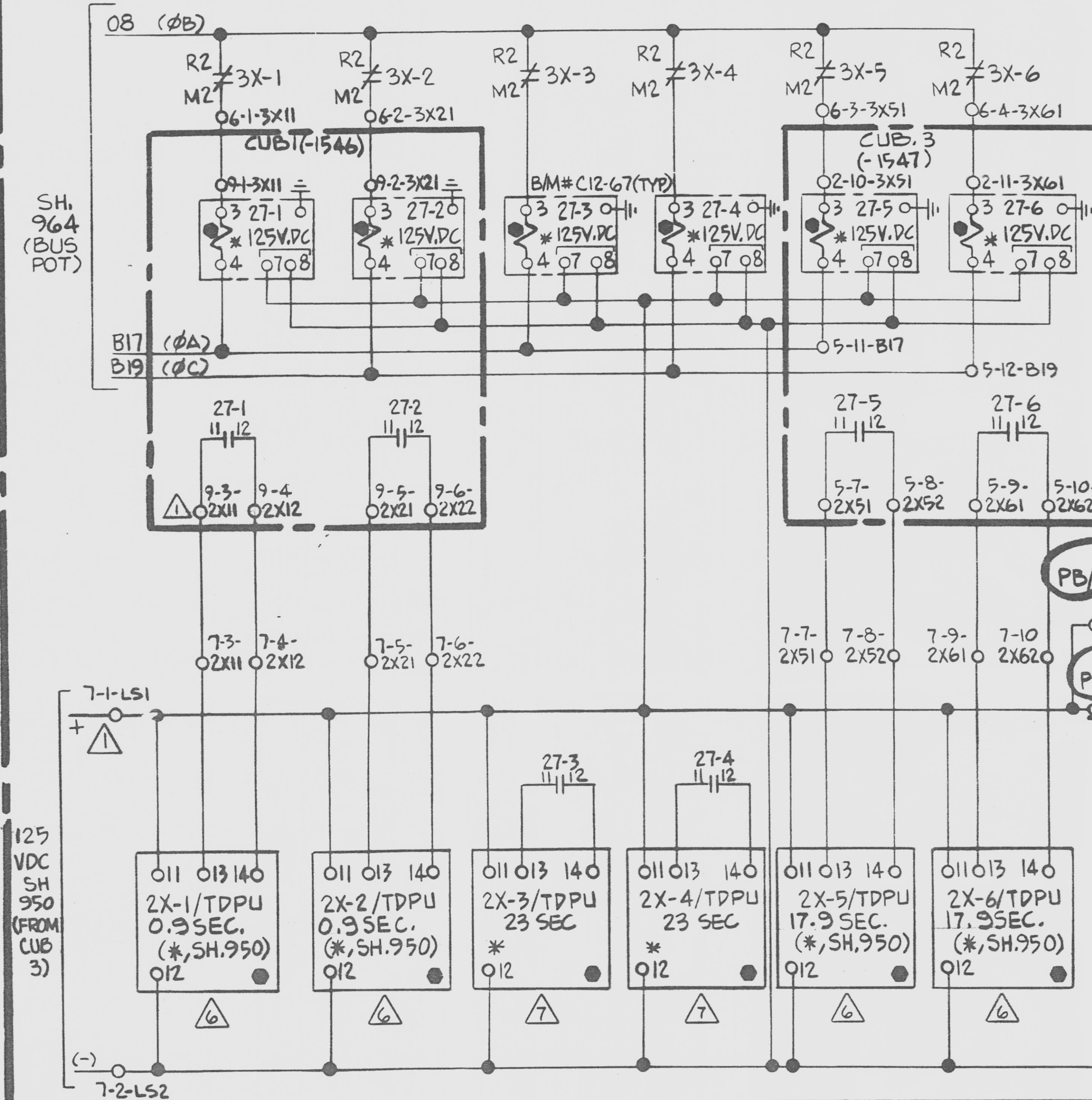


4160 V. SWGR. 1B3
CUB.2 (-11621)



- ① - B/M# P11-133
- ② - B/M# C12-61
- ③ - B/M# C10-15
- ④ - B/M# C10-16
- ⑤ - B/M# C11-24
- ⑥ - B/M# C12-68
- ⑦ - B/M# C12-65

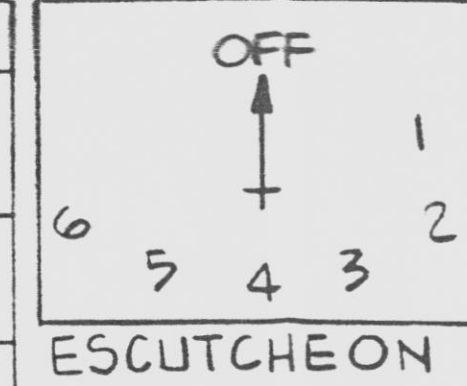
27-1 THRU 27-6 CONTACT LEGEND

CONDITION	CONTACT
NORMAL CONTROL POWER INPUT VOLTAGE BELOW DROPOUT SETTING	TRANS-FERRED
NORMAL CONTROL POWER INPUT VOLTAGE ABOVE PICKUP SETTING	AS SHOWN
NO CONTROL POWER	AS SHOWN

RESISTOR ACROSS TERMINALS 1&9
(27-1 THRU 27-6) NOT SHOWN FOR CLARITY.

● FOR TECHNICAL SPECIFICATION
RELAY SETPOINTS AND TOLERANCES
SEE DWG 8770-A-452

SST



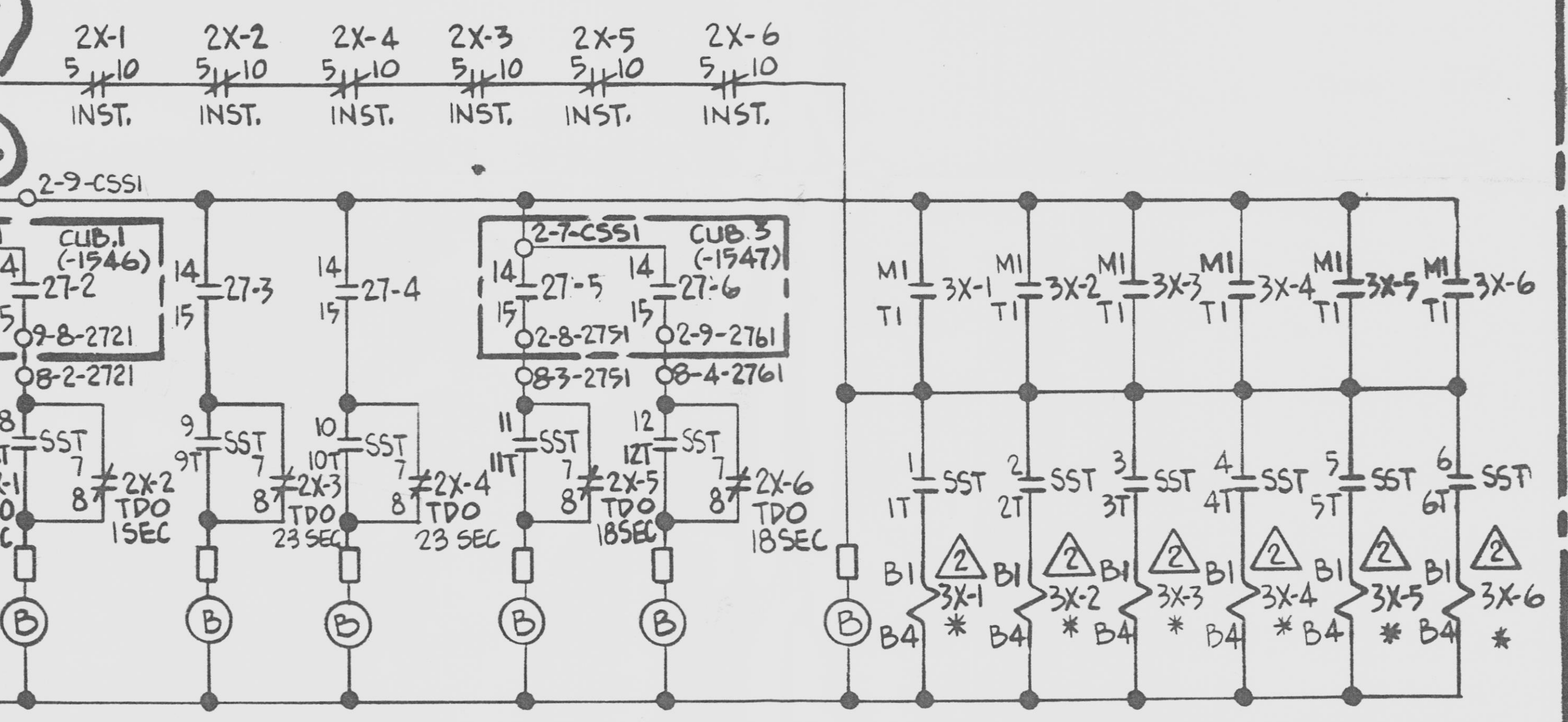
SST(B/M#C9-60) SWITCH DEVELOPMENT

CONTACT	HANDLE	END	NO	POSITION							CWD
				6	5	4	3	2	1	OFF	
1T 1 2 2T	1	2	2T							X	*
3T 3 4 4T	3	4	4T				X				*
5T 5 6 6T	5	6	6T	X							*
7T 7 8 8T	7	8	8T	X	X	X	X	X	X	X	*
9T 9 10 10T	9	10	10T	X	X	X		X	X	X	*
11T 11 12 12T	11	12	12T	X		X	X	X	X	X	*
	12			X	X	X	X	X	X	X	*

MAINTAINED CONTACT
X-CONTACT CLOSED * - THIS SHEET

PB/TEST START

PB/TEST STOP



R5-PCM 96036-6359

R4-PCM 287-192

R0-PCM 103-184 R1-PCM 103-184 R2-AS BUILT R3-PCM 120-191E

EBASCO SERVICES INCORPORATED
NEW YORK

DIV. 18C DR. J. LEVITT
CH. R. HANCOCK
DATE 1-28-86
APPROVED R. HANCOCK

FLORIDA POWER & LIGHT CO.
HUTCHINSON ISLAND PLANT-UNIT NO. 1
CONTROL WIRING DIAGRAM
4.16 KV SWGR 1B3 UNDERVOLTAGE
RELAYING/TEST

8770-B-327

SHEET 1259

JUL 18 1997