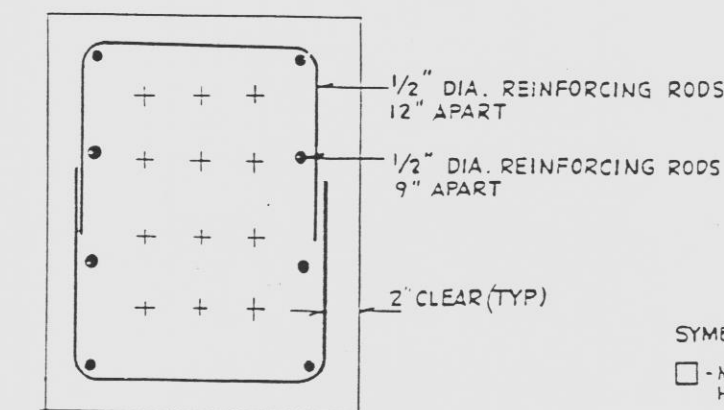
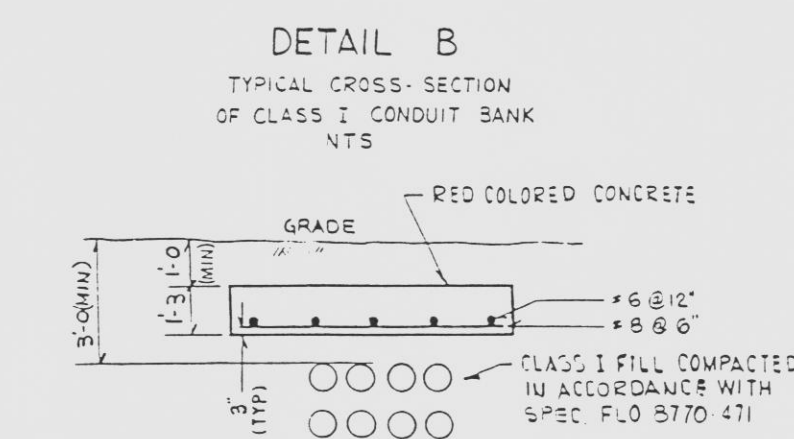
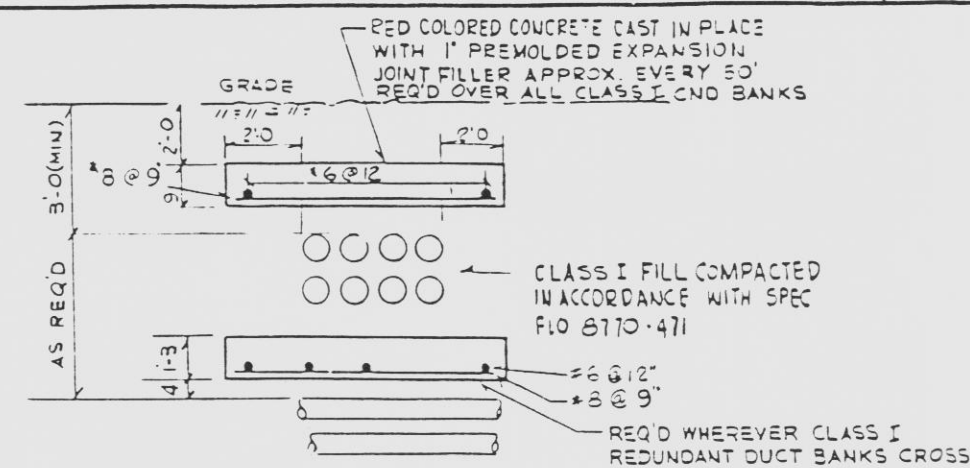


8770-G-407 SH. 1

FOR CONTINUATION SEE DWG. 2998-G-407



SYMBOLS

□ - MANHOLE OR HANDHOLE - FOR DETAILS SEE MANHOLE & HANDHOLE DETAILS DWG. 8770-B-348

— DUCTBANK


8770-G-382 - INDICATES MAJOR DUCTBANK DRAWING IN THIS AREA

NOTES

1. FOR GENERAL CONDUIT INSTALLATION NOTES SEE CABLE AND CONDUIT LIST DWG. 8770-B-328
2. FOR ROADWAY & SECURITY LTD. SEE DWG. 8770-G-389 SH. 1
3. ALL FENCING IS SHOWN DIAGRAMMATICALLY. FOR EXACT LOCATION SEE DWG. 8770-G-389 SH. 4

REFERENCE DRAWINGS

LIST OF DRAWINGS	
STATION GROUNDING PLAN	8770-G-336
MANHOLE & HANDHOLE DETAILS	8770-B-348
TURBINE AREA - UNDERGROUND CND.	8770-G-355
4 GROUNDING - SH. 1	8770-G-356
SH. 2	8770-G-357
SH. 3	8770-G-358
REACTOR CONTAINMENT BLDG. CND.	8770-G-364
4 GROUND PLAN BELOW ELSB-O	8770-G-377
REACTOR AUXILIARY BLDG. UNDERGROUND CND & GROUND - SH. 1	8770-G-378
SH. 2	8770-G-379
SH. 3	8770-G-380
OUTLYING AREAS CND & GROUND	8770-G-381
EMERGENCY COOLING CANAL CND & GROUND & LTG.	8770-G-385
WATER TREATMENT AREA CND & GROUND & LTG.	8770-G-388
INTAKE STRUCTURE BLDG. - CND & GROUND & LTG.	8770-G-389
DIESEL GENERATOR BLDG. - CND & GROUND & LTG.	8770-G-390
SECURITY SYSTEM CND & LTG.	8770-G-400
LIGHTING NOTES & DETAILS	8770-G-401
FUEL HANDLING BLDG. - CND & TRAYS & GROUND	8770-G-402
YARD DUCT RUNS & LTG. - SH. 2	8770-G-403
YARD DUCT RUN SECTIONS - SH. 1, 2, 3	8770-G-404
TRANSFORMER YARD CND & GROUND & LTG.	8770-G-405
GROUNDING NOTES	8770-G-406
SWITCHYARD PLAN	8770-G-407
LIGHTING & POWER SERVICE BLDG. SH. 1, 2, 3	8770-G-408
ELEC. MANHOLE & HANDHOLE DRAINAGE SYS.	8770-G-409
SITE GRADING & DRAINAGE SH. 1	8770-G-410
SH. 2	8770-G-411
ELECTRICAL MANHOLE DETAILS - M-R SH. 1	8770-G-412
SH. 2	8770-G-413
SH. 3	8770-G-414
YARD DUCT RUNS - UNIT # 2	2998-G-407



THIS DOCUMENT IS THE PROPERTY OF EBASCO SERVICES INCORPORATED. ITS USE IS EXPRESSLY RESTRICTED BY THE TERMS OF THE CONTRACT, DATED AS OF AUGUST 10, 1968, BETWEEN EBASCO SERVICES INCORPORATED AND FLORIDA POWER & LIGHT COMPANY.

FLORIDA POWER & LIGHT COMPANY
HUTCHINSON ISLAND PLANT
1973 - 890,000 KW INSTALLATION - UNIT NO. 1

YARD DUCT RUNS

EBASCO SERVICES INCORPORATED NEW YORK

SCALE: 1" = 40'
DATE: 2/2/70
DIV. 5
CH. 5
8770-G-407
SH. 1

NO.	DATE	REVISION	BY	CH.	APPROVED
20	7/24/55	ADDED: EQUIP. (K-4) REF. DWG. (L) PER PCM 98019	RAC	TW	
19	4/2/54	REVISED: SAND BLAST BLDG. TO FIRE HOUSE (K-7) PER CRN 98012-7756	RAC	JS	
18	3/10/56	ADDED: EQUIP. (NOTE (J-3)) PER PCM 92235	RC	AW	
17	4-18-59	DELETED: NORTH CRAFT ACCESS BLDG. (H-4) PER PCM 280-988	V.G.	TJC	
16	1-26-59	DELETED: EQUIP. & ASSOC. CND (F-3.4) PER PCM 111-988	V.G.	TJC	
15	2-25-58	ADDED: UNIT 2 REFERENCE DWGS (A-9), (E-10), (K-11), (K-19)	DDH	DD	
14	12-6-54	ADDED: CPOD BLDG. DUCT BANK (J-8) PER PCM 525-79	T.P.	TJC	
13	5-4-54	ADDED: SAND BLAST BLDG. (K-7) DUCT BANK (K-7) PER PCM 16-90	T.P.	TJC	
12	7-5-53	ADDED: M299N (S-4), M24 (E-7), & ASSOC. DUCT BANKS. PER PCM 86-81	US	JS	
11	10-5-51	ADDED: GAS TANK & ASSOC. CND (F-3.4) PER PCM 115-80 FOR PREVIOUS REV. BLOCKS SEE RECORD SHEET 8770-G-407 SH. 1 REV. 10	AB	JS	