

NRC DISTRIBUTION FOR PART 50 DOCKET MATERIAL

FILE NUMBER
INCIDENT REPORT

TO: N.C. Moseley

FROM: Florida Power & Light Co.
Miami, Florida
A.D. Schmidt

DATE OF DOCUMENT

6-11-76

DATE RECEIVED

6-17-76

☒ LETTER☐ NOTORIZED

PROP

INPUT FORM

NUMBER OF COPIES RECEIVED

☐ ORIGINAL☒ UNCLASSIFIED☒ COPY

30

DESCRIPTION

Ltr. trans the following.....

ENCLOSURE

Licensee Event Report (R.O. # 76-20) on 5-12-76
Concerning Power Dependent Insertion Limit....
(30 Carbon Signed Cys. Received)

(3 Pages)

**DO NOT REMOVE
ACKNOWLEDGED**PLANT NAME: St. Lucie stNOTE: IF PERSONNEL EXPOSURE IS INVOLVED
SEND DIRECTLY TO KREGER/J. COLLINS

SAFETY

FOR ACTION/INFORMATION

ENVIRO

SAB 6-17-76

BRANCH CHIEF:

Kniel

W/3 CYS FOR ACTION

LIC. ASST:

Lee

W/ -CYS

ACRS CYS. HOLDING/SENT TO LA

INTERNAL DISTRIBUTION

REG FILE

NRC PDR

I & E (2)

MIPC (3)

SCHROEDER/IPPOLITO

HOUSTON

NOVAK/CHECK

GRIMES/

CASE

Butler

HANAUER

TEDESCO/MACCARY

EISENHUT

BAER

SHAO

VOLLMER/BUNCH

KREGER/J. COLLINS

EXTERNAL DISTRIBUTION

CONTROL NUMBER

LPDR: St. Pierce, Fl.

TIC

NSIC

6120

Information
Date: 10/1/76
Page: 1 of 1

10-1

Licensee Event Report 76-20(R.O.)
Licensee Name: (R.O.)
Event Date: 10/1/76
Event Location: (R.O.)

Part of the following.....

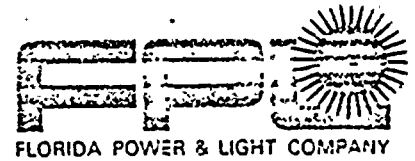
(R.O.)

10-1

10-1



Regulatory

File Cy



June 11, 1976

PRN-LI-76-145



Mr. Norman C. Moseley, Director, Region II
Office of Inspection and Enforcement
U. S. Nuclear Regulatory Commission
230 Peachtree Street, N. W., Suite 818
Atlanta, Georgia 30303

Dear Mr. Moseley:

REPORTABLE OCCURRENCE 335-76-20.
ST. LUCIE UNIT 1
DATE OF OCCURRENCE: MAY 12, 1976.

POWER DEPENDENT INSERTION LIMIT

The attached Licensee Event Report is being submitted in accordance with Technical Specification 6.9 to provide 30-day notification of the subject occurrence.

Very truly yours,

A. D. Schmidt
A. D. Schmidt
Vice President
Power Resources

MAS/cpc

Attachment

cc: Jack R. Newman, Esquire
Director, Office of Inspection and Enforcement (30)
Director, Office of Management Information and
Program Control (3)

6120

LICENSEE EVENT REPORT

CONTROL BLOCK:

[PLEASE PRINT ALL REQUIRED INFORMATION]

LICENSEE NAME: 01 F L S L S 1 14 LICENSE NUMBER: 0 0 - 0 0 0 0 0 - 0 0 25 LICENSE TYPE: 4 1 1 1 1 30 EVENT TYPE: 0 3 31 32

CONT: 01 7 8 CATEGORY: 57 58 REPORT TYPE: L 59 REPORT SOURCE: L 60 DOCKET NUMBER: 0 5 0 - 0 3 3 5 68 EVENT DATE: 0 5 1 2 7 6 69 74 REPORT DATE: 0 6 1 1 7 6 75 80

EVENT DESCRIPTION

02 7 8 9 During power ascension to the twenty percent plateau, it was observed
03 7 8 9 that the Power Dependent Insertion Limit was changing in the non-
04 7 8 9 conservative direction as power was being increased. Backup rod position
05 7 8 9 indication was available from the data processor and, while the problem
06 7 8 9 existed, the position of each regulating CEA group was periodically

SYSTEM CODE: 07 7 8 9 10 I A CAUSE CODE: 11 B COMPONENT CODE: 12 I N S T R U PRIME COMPONENT SUPPLIER: 43 N COMPONENT MANUFACTURER: 44 C 4 9 0 VIOLATION: 48 N

CAUSE DESCRIPTION

08 7 8 9 The cause of the occurrence was an error in a RPS interface circuitry
09 7 8 9 control wiring diagram. Corrective action has been as described in the
10 7 8 9 Event Description.

FACILITY STATUS: 11 7 8 9 B % POWER: 10 0 2 0 OTHER STATUS: 12 13 N/A METHOD OF DISCOVERY: 44 45 a DISCOVERY DESCRIPTION: 46 N/A

FORM OF ACTIVITY RELEASED: 12 7 8 9 Z CONTENT OF RELEASE: 10 11 Z AMOUNT OF ACTIVITY: 44 45 N/A LOCATION OF RELEASE: 46 N/A

PERSONNEL EXPOSURES

NUMBER: 13 7 8 9 0 0 0 TYPE: 11 12 Z DESCRIPTION: 13 N/A

PERSONNEL INJURIES

NUMBER: 14 7 8 9 0 0 0 DESCRIPTION: 11 12 N/A

PROBABLE CONSEQUENCES

15 7 8 9 N/A

LOSS OR DAMAGE TO FACILITY

TYPE: 16 7 8 9 10 Z DESCRIPTION: 11 N/A

PUBLICITY

17 7 8 9 N/A

ADDITIONAL FACTORS

18 7 8 9 See Page Two for continuation of Event Description.

19 7 8 9

NAME: M. A. Schoppman


PHONE: 305/552-3779

REPORTABLE OCCURRENCE 335-76-20
LICENSEE EVENT REPORT
PAGE TWO

Event Description (Continued)

verified to be within the Power Dependent Insertion Limit. A wiring error was found in the interface circuitry between the Reactor Protection System (RPS) and the metrascope (visual display of rod position) which was causing the power signal being sent from the RPS to the metrascope to decrease as real power increased. Review of the control wiring diagram showed that the circuit was wired in accordance with the diagram but the diagram was in error. Circuit modifications were made to comply with the original design intent, and no functions or equipment were added or deleted.

This was the second control wiring diagram error relating to the RPS, however, this error had no affect on RPS operation. The first occurrence was reported as Reportable Occurrence 335-76-7. (335-76-20).



June 11, 1976

PRN-LI-76-145

Mr. Norman C. Moseley, Director, Region II
Office of Inspection and Enforcement
U. S. Nuclear Regulatory Commission
230 Peachtree Street, N. W., Suite 818
Atlanta, Georgia 30303

Dear Mr. Moseley:

REPORTABLE OCCURRENCE 335-76-20
ST. LUCIE UNIT 1
DATE OF OCCURRENCE: MAY 12, 1976

POWER DEPENDENT INSERTION LIMIT

The attached Licensee Event Report is being submitted in accordance with Technical Specification 6.9 to provide 30-day notification of the subject occurrence.

Very truly yours,

A. D. Schmidt
Vice President
Power Resources

MAS/cpc

Attachment

cc: Jack R. Newman, Esquire
Director, Office of Inspection and Enforcement (30)
Director, Office of Management Information and
Program Control (3)

AV 4

JUN 14 10 36 AM '76
COMMUNICATIONS
SECTION
AIRMAIL
UNITED STATES AIR FORCE

LICENSEE EVENT REPORT

CONTROL BLOCK: 1 2 3 4 5 6

[PLEASE PRINT ALL REQUIRED INFORMATION]

LICENSEE NAME 01 F L S L S 1	LICENSE NUMBER 0 0 - 0 0 0 0 0 - 0 0	LICENSE TYPE 4 1 1 1 1	EVENT TYPE 0 3
7 8 9 14	15 25 26 30		31 32

CATEGORY 01 CONT	REPORT TYPE L	REPORT SOURCE L	DOCKET NUMBER 0 5 0 - 0 3 3 5	EVENT DATE 0 5 1 2 7 6	REPORT DATE 0 6 1 1 7 6
7 8	57 58	59 60	61 68 69	74 75	80

EVENT DESCRIPTION

02	During power ascension to the twenty percent plateau, it was observed	80
03	that the Power Dependent Insertion Limit was changing in the non-	80
04	conservative direction as power was being increased. Backup rod position	80
05	indication was available from the data processor and, while the problem	80
06	existed, the position of each regulating CEA group was periodically	80

SYSTEM CODE 07 I A	CAUSE CODE B	COMPONENT CODE I N S T R U	PRIME COMPONENT SUPPLIER N	COMPONENT MANUFACTURER C 4 9 0	VIOLATION N
7 8 9 10	11	12 17	43	44 47	48

CAUSE DESCRIPTION

08	The cause of the occurrence was an error in a RPS interface circuitry	80
09	control wiring diagram. Corrective action has been as described in the	80
10	Event Description.	80

FACILITY STATUS 11 B	% POWER 0 2 0	OTHER STATUS N/A	METHOD OF DISCOVERY a	DISCOVERY DESCRIPTION N/A
7 8 9	10 12 13	44	45 46	80

FORM OF ACTIVITY RELEASED 12 Z	CONTENT OF RELEASE Z	AMOUNT OF ACTIVITY N/A	LOCATION OF RELEASE N/A
7 8 9	10 11	44	45 80

PERSONNEL EXPOSURES

NUMBER 13 0 0 0	TYPE Z	DESCRIPTION N/A
7 8 9 11	12	13 80

PERSONNEL INJURIES

NUMBER 14 0 0 0	DESCRIPTION N/A
7 8 9 11	12 80

PROBABLE CONSEQUENCES

15	N/A	80
--	-----	----

LOSS OR DAMAGE TO FACILITY

TYPE 16 Z	DESCRIPTION N/A	80
7 8 9 10		80

PUBLICITY

17	N/A	80
--	-----	----

ADDITIONAL FACTORS

18	See Page Two for continuation of Event Description.	80
--	---	----

19		80
--	--	----

NAME: M. A. Schoppman

PHONE: 305/552-3779

REPORTABLE OCCURRENCE 335-76-20
LICENSEE EVENT REPORT
PAGE TWO

Event Description (Continued)

verified to be within the Power Dependent Insertion Limit. A wiring error was found in the interface circuitry between the Reactor Protection System (RPS) and the metrascope (visual display of rod position) which was causing the power signal being sent from the RPS to the metrascope to decrease as real power increased. Review of the control wiring diagram showed that the circuit was wired in accordance with the diagram but the diagram was in error. Circuit modifications were made to comply with the original design intent, and no functions or equipment were added or deleted.

This was the second control wiring diagram error relating to the RPS, however, this error had no affect on RPS operation. The first occurrence was reported as Reportable Occurrence 335-76-7. (335-76-20).

