

**Attachment 4**


**LACBWR Offsite Dose Calculation Manual  
Revision 4**


TECHNICAL REVIEW for REVISION 4 of the ODCM

To: Joe Nowak  
Decommissioning Plant Manager  
LaCrosse Nuclear Power Plant

This Technical Review provides the basis for Revision 4 of LC-RP-PG-005 (ODCM).

Prepared By: A. R. Adams signed via email Date: 2/2/2018

Reviewed By:  per email \_\_\_\_\_ Date: 2/2/2018  
Name/Signature

Reviewed By:  Date: 2/5/2018  
Name/Signature

## TECHNICAL REVIEW for REVISION 4 of the ODCM

This Technical Review provides the basis for revising the ODCM. This revision modifies the methods of determining dose to the members of the public from liquid releases and airborne releases from LaCrosse Nuclear Power Station during decommissioning. These changes are based on methods provided in Regulatory Guides 1.109 and 1.21. This revision does not change any of the regulatory dose limits or requirements.

The major changes involved with this revision are: (1) Revising the parameters to be used for liquid waste releases; (2) Adding Operability Requirements for Liquid waste system; (3) Revising the method of determining compliance with airborne dose limits; (4) Adding Operability Requirements for monitoring airborne releases; and (5) Adding documentation and analysis requirements for proposed changes to the ODCM.

### **(1) Revise the parameters to be used for liquid waste releases**

The standard relation for calculating the maximum permissible concentrations is provided in the ODCM.

$$\text{Total MPCs} = \sum (C_i/C_{i\text{mpc}})(F_r/F_d)$$

$$F_r = \text{Discharge Flow Rate [gpm]}$$

$$F_d = \text{Actual Dilution Flow Rate [gpm]}$$

$$C_{i\text{mpc}} = \text{Maximum Permissible Concentration } [\mu\text{Ci/mL}] \text{ for isotope "i"}$$

$$C_i = \text{Sample Radioactivity Concentration } [\mu\text{Ci/mL}] \text{ of isotope "i"}$$

NOTE:  $F_d / F_r$  is defined as the Dilution Factor

A fixed dilution factor is used to simplify and enhance the use of the procedure. Previously, the dilution factor for effluent releases was calculated for each batch release. This required a determination of the dilution flow from circulation water flow of the G3 Coal plant, and measuring and maintaining the discharge flow during the release. There were no operability requirements or limitations for these instruments, however calibration of those instruments was required.

The fixed dilution factor uses 43,840 gpm as the dilution water flow which is the minimum circulation water flow of the adjacent coal plant. This value (43,840 gpm) is the minimum circulation water flow used for dilution described in the PSDAR. The effluent discharge pump is



## TECHNICAL REVIEW for REVISION 4 of the ODCM

a Tsumuri Model LB-480 submersible pump which has a maximum discharge flow of 70 gpm (extrapolated from Tsumuri performance chart). Using a maximum discharge flow 120% of 70 gpm results in a conservative fixed dilution factor of:

$$43,840 \text{ gpm} / (1.2 \times 70 \text{ gpm}) = 521.9$$

This value results in a conservative dilution factor since any dilution flow greater than 43,840 gpm OR any discharge flow less than 84 gpm results in higher dilution. Any value less than 521.9 provides for a conservative fixed dilution factor.

This change enhances the reliability of the determining release concentrations as no flow measurements are needed and does not adversely affect the design functions described in the PSDAR or alter the dose requirements of the ODCM.

### **(2) Add Operability Requirements for Liquid waste system**

Operability and Surveillance requirements (shown in italics) were added to ensure the operation of the liquid waste system results in dose compliance with the ODCM.

#### *Operability Requirement 4.2.4.A.1*

*The concentration of radioactive material released from the site to EFFLUENT RELEASE BOUNDARY (see Figure 5-1) shall be limited to 1 times the concentrations specified in Appendix B, Table 2, Column 2 of 10CFR20.*

#### *Operability Requirement 4.2.4.A.2*

*During the release of radioactive liquid wastes, the combination of dilution water flow and waste water discharge flow shall be verified to ensure the discharge concentration limits of 4.2.4.A.1 are not exceeded:*

*Dilution Water Flow:  $\geq 43,840 \text{ gpm}$*

*Discharge Flow:  $\leq 84 \text{ gpm}$*

This Operability Requirement ensures that the fixed dilution factor used for calculation of the release concentrations is maintained.



## TECHNICAL REVIEW for REVISION 4 of the ODCM

### *Surveillance Requirement 4.2.4.B.1*

*Maximum discharge flow for each batch release shall be verified by identifying the discharge pump to be Tsumuri Model LB-480, or other pump with an equivalent Head vs Flow characteristic.*

This surveillance requirement ensures that the maximum discharge flow for releases is maintained less than 84 gpm.

### *Surveillance Requirement 4.2.4.B.2*

*Minimum dilution flow for each batch radioactive liquid release shall be verified with the G3 Coal Plant to be  $\geq 43,840$  gpm to assure that the concentration at the point of release is maintained within the limits of Section 4.2.4.A.1.*

This surveillance requirement ensures that the minimum dilution flow for releases is maintained greater than or equal to 43,840 gpm.

### *Surveillance Requirement 4.2.4.B.3*

*The radioactivity content of each batch of radioactive liquid waste shall be determined prior to release by two independent samples that are analyzed in accordance with Table 5.1. The results of pre-release analyses shall be used with the calculation methods in the ODCM to assure that the concentration at the point of release is maintained within the limits of Section 4.2.4.A.1.*

### *Basis 4.2.4.C.1*

*This effluent release limit is provided to ensure that the concentration of radioactive materials released in liquid waste from the site will be less than the concentration levels specified in 10 CFR Part 20, Appendix B, Table 2, Column 2. This limitation provides additional assurance that the levels of radioactive materials in bodies of water outside the site will result in exposures within (1) the Section II.A design objectives of Appendix I, 10 CFR 50, to a MEMBER OF THE PUBLIC, and (2) the limits of 10CFR20.1301.*

### *Bases 4.2.4.C.2*

*A fixed dilution factor of 521.9 or less, is based on a dilution flow of 43,840 gpm, which is less than the minimum Circulating Water flow, and a maximum effluent, discharge pump flow of 84 gpm ( $43,840/84$ ), and provides a conservative dilution factor independent of actual flowrates. Circulating water flow greater than 43,840 gpm, or discharge flow less than 84 gpm, results in a conservatively higher actual dilution factor.*



## TECHNICAL REVIEW for REVISION 4 of the ODCM

### *Basis 4.2.4.C.3*

*Analysis of two independent samples minimizes the potential for incorrectly obtaining and/or measuring the release concentrations.*

### **(3) Revise the method of determining compliance with airborne dose limits**

LC-RP-TSD-004 calculates dose to members of the public from airborne releases using conservative assumptions regarding the source term, release mechanism and duration of the releases. LC-RP-TSD-004 provides a bounding assessment of airborne releases as described in Regulatory Guide 1.21 that shows compliance with the dose limits of 10CFR20.1301 and the ALARA limits of 10CFR50, Appendix I. This calculation uses conservative assumptions and parameters to determine bounding values for release quantities and dose to members of the public during decommissioning.

The dose to a member of the public from airborne releases during decommissioning activities may not originate from a specific release point. Monitoring airborne releases becomes difficult during activities that cannot be contained within a controlled environment, such as building demolition. As such, determining release rates and concentrations of airborne radioactive effluents during decommissioning activities may be difficult. The results of this calculation will be used as the reported values on the radioactive effluent release report, and represent the values that are "unlikely to be substantially underestimated". This methodology for reporting releases is described in Regulatory Guide 1.21 Section 5.1.

Actual release concentrations are monitored to ensure that the bounding values of releases and dose are valid.

### **(4) Add Operability Requirements for monitoring airborne releases**

Operability and Surveillance requirements (shown in italics) were added to ensure the release quantities and dose projected by the bounding assessment results in dose compliance with the ODCM.

#### *Operability Requirement 4.2.5.A.1*

*The dose to a MEMBER OF THE PUBLIC, in areas at or beyond the SITE BOUNDARY (see Figure 5-1), from all radionuclides in particulate form with half-lives greater than 8 days in gaseous effluents released from the site shall be limited to the following:*

- 1. During any calendar quarter: Less than or equal to 7.5 mrem to any organ, and*
- 2. During any calendar year: Less than or equal to 15 mrem to any organ.*



## TECHNICAL REVIEW for REVISION 4 of the ODCM

*Applicability: At all times.*

### *Action*

*With the calculated dose from the release of any radionuclides in particulate form with half-lives greater than 8 days in gaseous effluents exceeding twice the limits of Requirement 4.2.5.A.1:*

- 1. Limit subsequent releases such that the dose or dose commitment to a MEMBER OF THE PUBLIC from all uranium fuel cycle sources to less than or equal to 25 mrem to the total body or organ (except the thyroid which is limited to less than or equal to 75 mrem) over 12 consecutive months.*
- 2. Prepare an analysis which demonstrates that radiation exposures to all MEMBERS OF THE PUBLIC from all uranium fuel cycle sources (including all effluent pathways and direct radiation) are less than the 40CFR Part 190 Standard. Otherwise, request a variance from the Commission to permit release which exceeds the 40CFR Part 190 Standard. The radiation exposure analysis shall use the methods prescribed in the ODCM.*

This Operability requirement is a restatement of the dose requirement that already exists in the ODCM. The Action statement was added to provide additional assurance of maintaining releases ALARA.

### *Surveillance Requirement 4.2.5.B.1*

*Cumulative dose contribution for the current calendar quarter and current calendar year for all radionuclides in particulate form with half-lives greater than 8 days shall be verified by measuring concentrations as described in Surveillance 4.2.5.B.2.*

### *Bases*

*This Section implements the requirements of Sections II.C, III.A and IV.A of Appendix I, 10CFR Part 50. The Operability Requirements are the guides set forth in Section II.C of Appendix I. The ACTION statements provide the required operating flexibility and at the same time, implement the guides set forth in Section IV.A of Appendix I to assure that the releases of radioactive materials in gaseous effluents will be kept "as low as is reasonably achievable."*

"Airborne Effluent Monitoring" was revised to ensure that monitoring of airborne releases was performed and coordinated with the results of the bounding dose assessment.

## TECHNICAL REVIEW for REVISION 4 of the ODCM

### *Operability Requirement 4.2.5.A.2*

*The RX Building temporary ventilation exhaust fan air sampler shall be OPERABLE during active decommissioning:*

#### *Applicability:*

*When exhaust fan is running.*

#### *Action:*

*With the temporary ventilation air sampler inoperable, cease operation of the ventilation exhaust fan until the air sampler is restored to operable status.*

Operability Requirement 4.2.5.A.2 ensures that forced airborne releases from the RX Building are monitored when decommissioning activities are in progress. The Action ensures that forced releases from the building do not proceed unmonitored.

### *Operability Requirement 4.2.5.A.3*

*Low volume local air samplers (minimum of 4) shall be OPERABLE and set in appropriate locations for predominant wind direction patterns.*

#### *Applicability:*

*At all times during active decommissioning within the RCA.*

#### *Action:*

*With less than four local air samplers in operation, decommissioning activities may proceed provided at least 2 local air samplers are in operation and 4 local air samplers are returned to operable status within the next 7 days.*

Operability Requirement 4.2.5.A.3 ensures that forced airborne concentrations are monitored when decommissioning activities are in progress. The Action provides flexibility for continued decommissioning with partial monitoring available.

### *Surveillance Requirement 4.2.5.B.2/3*

*The effluent concentrations from each air sampler shall be determined at least once per week. Measured average concentrations greater than the 10 times the concentrations of Appendix A shall be reported to the RPM and those concentrations compared to the limits of 4.2.5.A.1 for compliance.*



## TECHNICAL REVIEW for REVISION 4 of the ODCM

*Each radioactive plant monitoring instrumentation and air sampling equipment shall be calibrated as per the applicable plant Radiation Protection Instrument Calibration Procedures. The frequencies at which these calibrations are done will be as described in the applicable plant Radiation Protection Instrument Calibration Procedures.*

### *Bases*

*The radioactive particulate air samplers will provide means of monitoring effluent releases and provide assurance the releases are being maintained less than those calculated in the bounding assessment of Reference 2.16. Measured concentrations greater than 10 times of the values of Appendix A indicate the potential for exceeding the limits of 4.2.5.A.1.*

The weekly assessment of concentrations measured by the air samples provides monitoring of release quantities to ensure quantities are being maintained less than the values of the bounding assessment. A concentration of any one isotope exceeding 10 times the values presented in Appendix A does not result in exceeding the limits of 4.2.5.A.1, however does provide indication of the potential for exceeding the limits of 4.2.5.A.1. The unlikely event of multiple isotopic concentrations exceeding 10 times the values of Appendix A warrants calculation of the dose to the public for that week. Appendix A is added to provide the results of the bounding assessment.

### **(5) Add documentation and analysis requirements for proposed changes to the ODCM**

This addition provides additional enhancement to the revision process for the ODCM.

### REFERENCES

LC-RP-TSD-004, LaCrosse Bounding Airborne Release Assessment

LaCrosse 50.59 Screening 2017-003

Reg Guide 1.21, Measuring, Evaluating and Reporting Radioactive Material in Liquid and Gaseous Effluents and Solid Waste





## LACBWR Site Restoration Project Work Control Procedure

### Offsite Dose Calculation Manual

Procedure No. LC-RP-PG-005

Revision No. 4

Preparer (Print name/Sign)

A.R. Adams via e-mail

Date: 2-2-2018

Secondary Reviewer (Print name/Sign)

*Joseph O. Jordan*

Date: 2-2-2018

Regulatory Affairs assigned program & regulatory reviews (\*new only\*): Initials/Date \_\_\_\_\_ N/A \_\_\_\_\_

#### Regulatory Required Reviews (attach completed LC-RA-PR-001 and QTR forms, as applicable)

Part 50 License: 10 CFR 50.59 and 50.90	<input type="checkbox"/> YES	<input checked="" type="checkbox"/> NO
Fire Protection: 10 CFR 50.48(f)	<input type="checkbox"/> YES	<input checked="" type="checkbox"/> NO
Conditions of License: PSP: 10 CFR 50.54(p)	<input type="checkbox"/> YES	<input checked="" type="checkbox"/> NO
Conditions of License: E-Plan: 10 CFR 50.54(q)	<input type="checkbox"/> YES	<input checked="" type="checkbox"/> NO
Termination of License: 10 CFR 50.82(a)(6) and 50.82(a)(7)	<input type="checkbox"/> YES	<input checked="" type="checkbox"/> NO
Part 72 License: 10 CFR 72.48	<input type="checkbox"/> YES	<input checked="" type="checkbox"/> NO

#### Program Required Reviews

RP: ☒ YES ☐ NO SIGNATURE *Joseph O. Jordan* DATE: 2/2/2018

QA: ☐ YES ☒ NO SIGNATURE \_\_\_\_\_ DATE: \_\_\_\_\_

QTR: ☒ YES ☐ NO SIGNATURE: *AW Guelin* via email DATE: 2/2/2018

#### Approval Section

PROJECT MANAGER: SIGNATURE *Joseph A. Nowak* DATE: 2/5/2018

Effective Date: 2/6/18 (assigned by Document Control or Project Manager)



## TABLE OF CONTENTS

<b>1. PURPOSE AND SCOPE.....</b>	<b>5</b>
1.1. Purpose.....	5
1.2. Scope.....	5
<b>2. REFERENCES.....</b>	<b>5</b>
2.1. Nuclear Regulatory Commission (NRC), Title 10, Part 100, Reactor Site Criteria ...	5
2.2. NRC, Title 10, Part 20, Standards for Protection Against Radiation, Appendix B, Table 2, Columns 1 and 2 .....	5
2.3. NRC, Regulatory Guide 1.109, Rev. 1, Calculation of Annual Doses to Man from Routine Releases of Reactor Effluents for the Purpose of Evaluating Compliance with 10 CFR Part 50, Appendix I .....	5
2.4. NRC, Title 10, Part 50.36a, Technical Specifications on Effluents from Nuclear Power Reactors .....	5
2.5. NRC, Title 10, Part 50, Domestic Licensing of Production and Utilization Facilities, Appendix I .....	5
2.6. Environmental Protection Agency (EPA), Title 40, Part 190, Environmental Radiation Protection Standards for Nuclear Power Operations.....	5
2.7. NRC, NUREG-0473, Rev. 2, Draft Radiological Effluent Technical Specifications	5
2.8. NRC, Regulatory Guide 1.21, Rev. 1, Measuring, Evaluating, and Reporting Radioactive Material in Liquid and Gaseous Effluents and Solid Waste .....	5
2.9. NRC, NUREG 1302, Offsite Dose Calculation Manual Guidance: Radiological Effluent Controls for Boiling Water Reactors .....	6
2.10. LaCrosseSolutions Procedure LC-RP-PR-007, LACBWR Environmental Monitoring Program.....	6
2.11. LaCrosseSolutions Procedure LC-RP-TSD-002, Calculation of Liquid Effluent Maximum Permissible Concentration Values .....	6
2.12. LaCrosseSolutions procedure LC-OP-PR-001, LaCrosse Mobile LWP System Operating Procedure .....	6



2.13.	LaCrosseSolutions procedure LC-RP-TSD-001, Dose to members of the Public from Onsite Radiation Sources .....	6
2.14.	LaCrosseSolutions procedure LC-RP-PR-026, Radiological Air Sampling Process Job Specific General Air Monitoring.....	6
<b>3.</b>	<b>GENERAL.....</b>	<b>6</b>
3.1.	Definitions.....	6
3.2.	Responsibilities .....	7
3.3.	Precautions, Limitations and Prerequisites .....	8
3.4.	Records .....	9
<b>4.</b>	<b>PROCEDURE .....</b>	<b>10</b>
4.1.	Offsite Dose Calculations .....	10
4.3.	Radiological Environmental Monitoring Program .....	25
4.4.	Inter-laboratory Comparison Program .....	27
4.5.	Radiological Environmental Monitoring Report Requirements .....	28
<b>5.</b>	<b>ATTACHMENTS .....</b>	<b>31</b>
5.1.	Figure 5.1, Site Map Including Effluent Release Boundary/Exclusion Area .....	31
5.2.	Table 5.1, Sample Liquid Release MPC Calculation Sheet.....	31
5.3.	Table 5.2, Radioactive Liquid Waste Sampling and Analysis Requirements for Releases to the Environment.....	31
5.4.	Table 5.3, Radiological Environmental Monitoring and Environmental Air Samples	31
5.5.	Table 5.4, Environmental Sample Analyses Typical Lower Limit of Detection (LLD) Values .....	31
5.6.	Table 5.5, Reporting Levels (RLs) for Radioactivity Concentrations in Environmental Samples .....	31



**Summary of Changes for Rev 4:**

1. Added discussion of liquid waste release model and operability requirements.
2. Added development of release model for airborne releases and operability requirements.
3. Added bounding airborne release model and results.

## **1. PURPOSE AND SCOPE**

### **1.1. Purpose**

The Offsite Dose Calculation Manual (ODCM) contains the methodology, parameters and descriptions for the calculation of offsite doses resulting from direct exposures, radioactive liquid effluents and airborne particulate effluents released during LaCrosse Boiling Water Reactor (LACBWR) Decommissioning activities. Reporting requirements in the ODCM, the Radioactive Effluent Control Program, and the Radiological Environmental Monitoring Program are described. This procedure describes routine and special reports that must be submitted to the Nuclear Regulatory Commission (NRC).

### **1.2. Scope**

This procedure applies to those personnel responsible for performing any of the actions related to the ODCM, including effluent control and radiological environmental monitoring and those personnel who prepare any reports in this procedure.

## **2. REFERENCES**

- 2.1. Nuclear Regulatory Commission (NRC), Title 10, Part 100, Reactor Site Criteria
- 2.2. NRC, Title 10, Part 20, Standards for Protection Against Radiation, Appendix B, Table 2, Columns 1 and 2
- 2.3. NRC, Regulatory Guide 1.109, Rev. 1, Calculation of Annual Doses to Man from Routine Releases of Reactor Effluents for the Purpose of Evaluating Compliance with 10 CFR Part 50, Appendix I
- 2.4. NRC, Title 10, Part 50.36a, Technical Specifications on Effluents from Nuclear Power Reactors
- 2.5. NRC, Title 10, Part 50, Domestic Licensing of Production and Utilization Facilities, Appendix I
- 2.6. Environmental Protection Agency (EPA), Title 40, Part 190, Environmental Radiation Protection Standards for Nuclear Power Operations
- 2.7. NRC, NUREG-0473, Rev. 2, Draft Radiological Effluent Technical Specifications
- 2.8. NRC, Regulatory Guide 1.21, Rev. 1, Measuring, Evaluating, and Reporting Radioactive Material in Liquid and Gaseous Effluents and Solid Waste



- 2.9. NRC, NUREG 1302, Offsite Dose Calculation Manual Guidance: Radiological Effluent Controls for Boiling Water Reactors
- 2.10. LaCrosseSolutions Procedure LC-RP-PR-007, LACBWR Environmental Monitoring Program
- 2.11. LaCrosseSolutions Procedure LC-RP-TSD-002, Calculation of Liquid Effluent Maximum Permissible Concentration Values
- 2.12. LaCrosseSolutions procedure LC-OP-PR-001, LaCrosse Mobile LWP System Operating Procedure
- 2.13. LaCrosseSolutions procedure LC-RP-TSD-001, Dose to members of the Public from Onsite Radiation Sources
- 2.14. LaCrosseSolutions procedure LC-RP-PR-026, Radiological Air Sampling Process Job Specific General Air Monitoring
- 2.15. Environmental Protection Agency (EPA), EPA-520/1-88-020, Federal Guidance Report 11
- 2.16. LC-RP-TSD-004, LaCrosse Airborne Release Bounding Assessment

### 3. **GENERAL**

#### 3.1. **Definitions**

- 3.1.1 Effluent Release Boundary - The Dairyland Power Cooperative (DPC) property line within the 1109-feet (338-meter) radius Exclusion Area is the Effluent Release Boundary (See Figure 5.1.)
- 3.1.2 Exclusion Area - The Exclusion Area is defined as the area within an 1109-feet (338-meter) radius from the centerline of the Reactor Building. This was the area established per 10 CFR 100 (Reference 2.1) as the Exclusion Area for plant siting and operation.
- 3.1.3 Maximum Permissible Concentration (MPC) - The limiting liquid effluent concentration value in 10 CFR 20, Appendix B, Table 2, Column 2 (Reference 2.2).
- 3.1.4 Member of the Public - Any individual, except when he or she is receiving an occupational dose. The definition includes any individual who can receive a radiation dose in the general environment, independent of whether the individual may also be exposed to radiation in an occupation associated with the nuclear fuel cycle. This definition includes DPC employees working inside the Exclusion Area when they are not monitored for radiation exposure.



- 3.1.5 Operable/Operability - A system, subsystem, train, component or device is Operable or has Operability when it is capable of performing its specified function(s) and when all necessary attendant instrumentation, controls, a normal electrical power source, cooling or seal water, lubrication or other auxiliary equipment that are required for the system, subsystem, train, component or device to perform its function(s) are also capable of performing their related support function(s).

### 3.2. Responsibilities

- 3.2.1 The Radiation Protection Manager (RPM) is responsible for:

- 1.) Ensuring the requirements in this document are implemented.
- 2.) Developing and approving the Annual Radioactive Effluent Release Report and the Radiological Environmental Monitoring Program Report.
- 3.) Calculating dose commitments from liquid effluents to the total body and to each organ of an individual, in each age specified group.
- 4.) Calculating dose commitments from airborne particulate effluents to the total body and to each organ of an individual.
- 5.) Calculating dose commitments from direct radiation sources to the total body.
- 6.) Upon verification that any of the limits given in Sections 4.2.4, 4.2.5 or 4.2.6 have been exceeded or there has been a REMP Non-Conformance per Section 4.5.2, promptly reporting the results to Regulatory Affairs.

- 3.2.2 Regulatory Affairs is responsible for:

- 1.) Transmitting reports to the NRC if the total dose to a member of the public exceeds the limits provided in Section 4.2.4, 4.2.5 or Section 4.2.6 or if or there has been a REMP Non-Conformance per Section 4.5.2.
- 2.) Submitting the routine, special and non-conformance reports to the NRC as required in Sections 4.2.4, 4.2.6, 4.2.7 and 4.5.2.
- 3.) Reporting any other circumstances that are required to be reported to the NRC per this ODCM.



**3.2.3 The Radiation Protection Supervisor (RPS) is responsible for:**

- 1.) Ensuring the requirements for monitoring, surveillance, sampling, analysis and calculations specified in this document are completed
- 2.) Upon verification that any of the limits given in Sections 4.2.4, 4.2.5 or 4.2.6 have been exceeded or there has been a REMP Non-Conformance per Section 4.5.2, promptly reporting the results to the RPM
- 3.) Assisting with preparation of the Radiological Environmental Monitoring Program Report as per RPM request.
- 4.) Assisting the RPM in performing calculations of radioactivity concentrations in effluents released to areas beyond the Effluent Release Boundary and performing independent reviews of all calculations performed by RPTs.

**3.2.4 Radiation Protection Technicians (RPTs) are responsible for:**

- 1.) Performing radioactive liquid waste sampling and analysis.
- 2.) Performing representative environmental type air sampling.
- 3.) Performing calculations of Lower Limits of Detection (LLD) for radioactivity analyses.
- 4.) Performing calculations of radioactivity concentrations in effluents released to areas beyond the Effluent Release Boundary.
- 5.) If any of the assumptions or average values cited in the ODCM change in a non-conservative manner (e.g., would result in higher doses to a member of the public), notifying the RPS promptly.
- 6.) Upon verification that any of the limits given in Sections 4.2.4, 4.2.5 or 4.2.6 have been exceeded or there has been a REMP Non-Conformance per Section 4.5.2, promptly reporting the results to the RPS.

**3.3. Precautions, Limitations and Prerequisites**

- 3.3.1 If any of the assumptions or average values cited in the ODCM change in a non-conservative manner (e.g., would result in higher doses to a member of the public), the RPS must be notified.

- 3.3.2 Ensure that upon verification that any of the limits given in Sections 4.2.4, 4.2.5 or 4.2.6 have been exceeded or there has been a REMP Non-Conformance per Section 4.5.2, the results are promptly reported to the appropriate individual or organization.

### **3.4. Records**

- 3.4.1 System and Device Operability Checks
- 3.4.2 Radioactive Liquid Waste Sampling and Analysis results
- 3.4.3 Calculations of Lower Limits of Detection for radioactivity analyses
- 3.4.4 Calculations of allowable release rates for liquid effluents
- 3.4.5 Calculations of Liquid Effluent Dose Contribution
- 3.4.6 Calculations of dose commitments from liquid effluents to the total body and to each organ of an individual, in each age specified group
- 3.4.7 Calculations of dose commitments from airborne particulate effluents to the total body and to each organ of an individual
- 3.4.8 Calculations of radioactivity concentrations in effluents released to areas beyond the Effluent Release Boundary
- 3.4.9 All Corrective Actions and Radiological Effluent Control Program non-compliances
- 3.4.10 Calculations of total dose to a member of the public, including dose from direct radiation, liquid effluents and airborne releases, to determine if the total dose limits in Section 4.2.6 have been exceeded
- 3.4.11 Results of the Inter-laboratory Comparison Program
- 3.4.12 Copies of all reports sent to the NRC, including the Radiological Environmental Monitoring Report and the Annual Radioactive Effluent Release Report



## 4. PROCEDURE

### 4.1. Offsite Dose Calculations

#### 4.1.1 Calculation of Allowable Liquid Release Rates

The LACBWR Decommissioning related water infiltration and D&D related water usage is pumped to the liquid waste discharge system. In order to verify liquid release will meet the 0.5 MPC release limit, assess the lab analysis data by following the step-by-step method. The sample form presented in Table 5.1 may be used as a worksheet for these calculations.

#### 4.1.2 Liquid Effluent Dose Contribution

To demonstrate compliance with the dose limits in Section 4.2.4, dose contributions are calculated at a maximum interval of once every calendar quarter for all radionuclides identified in liquid effluents released to unrestricted areas, using the methodology presented in NRC Regulatory Guide 1.109 (Reference 2.3). This methodology takes the form of the following general equation:

$$D_{ar} = \sum_i (A_{air} \sum_{j=1}^m C_i/F_j)$$

Where:

$D_{ar}$  = the cumulative dose commitment to the total body or any organ  $\tau$ , of an individual in age group (a), from the liquid effluents released (m), expressed in mrem.

$C_{ij}$  = the total quantity of radionuclide (i) released (j), in curies (Ci).

$A_{air}$  = the site-related ingestion dose commitment factor to the total body or any organ ( $\tau$ ), of an individual in age group (a), for each identified principal gamma and/or beta emitter, in mrem-gal-min<sup>-1</sup>-Ci<sup>-1</sup>.

$F_j$  = the average dilution water flow rate during release (j), in gallons per minute.

The equation shown above requires the use of a dose factor ( $A_{air}$ ) for each radionuclide (i), organ ( $\tau$ ) and individual in age group (a), which includes the factors which determine the ultimate dose received, such as pathway transfer factors (e.g., bioaccumulation factors), pathway usage factors, ingestion dose factors and dilution factors. The following site-specific

conditions determine the site-specific factors incorporated into the liquid effluent dose calculation model at LACBWR:

1.) Liquid Dose Pathways

Due to the LACBWR status as a fresh water site, there is no invertebrate pathway. The drinking water pathway is not included, since the nearest community that obtains its drinking water supply from the Mississippi River is located at Davenport, Iowa, which is 195 miles downstream. The drinking water pathway represents < 0.01% of the dose to any organ. The irrigated foods pathway is not included since the river water is not used for irrigation in this area and the shoreline deposits pathway is insignificant for the Mississippi River. The only possibly significant dose pathway is the dose commitment due to ingestion of fish from the Mississippi River.

2.) Liquid Release Dilution

The liquid effluent flow collected by the decommissioning work activities is typically diluted by Circulating Water from G-3. For offsite dose calculations, no dilution by the Mississippi River flow is considered. Also, discharges of influx river water normally take place on average during less than 75 hours per month (< approximately 10% of the time). Therefore, no fish in the river are continuously exposed to a radioactive environment produced by LACBWR liquid, as assumed in the calculation of published bioaccumulation factors for fish.

Based on the above site-specific criteria, the dose factor ( $A_{air}$ ) is defined as follows:

$$A_{air} = K_o (UF_a) (BF_j) (DF_{air})$$

Where:

$K_o$  = a units conversion constant,  $5.03 \text{ E}+5 =$

$$(1 \text{ E}+12 \text{ pCi/Ci} \times 0.2642 \text{ gal/l}) / (8760 \text{ hrs/yr} \times 60 \text{ min/hr})$$

$UF_a$  = fish consumption usage factor for an individual in age group (a), in kg/yr.

$BF_j$  = the fish bioaccumulation factor for nuclide (i), in pCi/kg per pCi/l.

$DF_{air}$  = the ingestion dose factor for age group (a), for nuclide (i), in organ ( $\tau$ ), in mrem/pCi.



#### 4.1.3 Calculation of Dose Commitments from Liquid Effluents

The equations for this calculation have been formatted on a computer-based spreadsheet. The values of  $(BF_i)$ , and  $(DF_{air})$ , or equivalent terms specified in NRC Regulatory Guide 1.109, are determined based on site-specific factors, and those values plus the constant  $(K_o)$  have been entered on the spreadsheet.

Prior to each batch release, representative samples are obtained and analyzed.

The results of the analysis of the waste samples determine the sum total of the MPCs to be released for each batch as follows:

$$\text{Total MPCs} = \sum (C_i / C_{i\text{mpc}})(F_r / F_d)$$

$F_r$  = Discharge Flow Rate [gpm]

$F_d$  = Actual Dilution Flow Rate [gpm]

$C_{i\text{mpc}}$  = Maximum Permissible Concentration [ $\mu\text{Ci/mL}$ ] for isotope "i"

$C_i$  = Sample Radioactivity Concentration [ $\mu\text{Ci/mL}$ ] of isotope "i"

**NOTE:**

$F_d / F_r$  is defined as the Dilution Factor

To perform the calculation, enter the following information in the appropriate cells of the spreadsheet for each liquid effluent released during the period of interest:

- 1.) Date
- 2.) Release interval, hours (hrs)
- 3.) Waste volume, gallons (gal)
- 4.) Circulating Water flow rate, (Set at a value of 43,840 GPM)
- 5.) Activity concentration of each isotope (i) in waste,  $\mu\text{Ci/mL}$

The spreadsheet program will calculate and display the total quarterly dose in mrem to the total body and each organ of an individual in each age group. The cumulative calendar year doses and the percentage of the dose limits set forth in Section 4.2.4 are also calculated. This spreadsheet may also be used to print the data tables for the liquid effluent section of the annual Radioactive Effluent Release Report.

#### 4.1.4 Allowable Airborne Release Rates

The LACBWR Decommissioning work may cause airborne particulate radionuclides to be released and reach unrestricted areas. The stack is not being used in decommissioning, so any potential airborne releases will be treated as ground releases. The airborne concentrations will be maintained at levels that will prevent areas from becoming Airborne Radioactivity Areas as defined in 10 CFR 20. Where necessary, outside work may be tented and/or the air exhausted through HEPA filters to ensure that airborne concentrations remain as low as reasonable achievable.

#### 4.1.5 Airborne Particulate Effluent Dose Contribution

To demonstrate compliance with the dose limits in Sections 4.2.1, 4.2.5, and 4.2.6, dose contributions have been calculated using a bounding assessment as described in Regulatory Guide 1.21. The calculated values of the bounding assessment for dose to members of the public are provided in Appendix A.

#### 4.1.6 Calculation of Dose Commitments from Airborne Effluents

The calculation of dose to a member of the public from ground level airborne releases has been performed using the following methods and documented in Reference 2.16. The values of (BR), and (DCF<sub>i</sub>), or equivalent terms are published in regulatory guidance documents and industry accepted technical publications.

The general equation for calculating dose to a member of the public from ground level airborne releases is as follows:

$$D_{at} = \sum_i (A_i \text{ DCF}_i \text{ BR}) K (\chi/Q)_g$$

Where:

$D_{at}$  = the cumulative annual dose commitment to the total body or any organ  $\tau$  during the time period of the release, of an individual "a", from airborne effluents released, expressed in mrem.

$A_i$  = airborne concentration for radionuclide "i" at the release point, in  $\mu\text{Ci}/\text{m}^3$

$\text{DCF}_i$  = inhalation dose conversion factor for each radionuclide "i", for effective dose or organ dose, in  $(\text{mrem}/\text{yr})/(\mu\text{Ci}/\text{m}^3)$

BR = the breathing rate for the individual, in  $\text{m}^3/\text{yr}$



K = unit conversion factor

$(\chi/Q)_g$  = Relative concentration factor at the location of interest for a ground level release ( $\text{sec}/\text{m}^3$ )

Modifying the general equation to accommodate the site specific monitoring program, the equation for calculating dose to a member of the public from ground level airborne releases is as follows:

$$D_{ar} = \sum_i (A_i \text{ DCF}_i \text{ BR})$$

Where:

$D_{ar}$  = the cumulative dose commitment to the total body or any organ  $\tau$  during a week, of an individual "a", from airborne effluents released, expressed in mrem.

$\text{DCF}_i$  = inhalation dose conversion factor for each radionuclide "i", for effective dose or organ dose, in  $\text{mrem}/\mu\text{Ci}$

BR = the breathing rate for the individual, in  $\text{ml}/\text{week}$

$A_i$  = airborne concentration for radionuclide "i", in  $\mu\text{Ci}/\text{ml}$

For the open-air samplers,  $A_i$  is the concentration  $C_i$  measured by the samplers in  $\mu\text{Ci}/\text{ml}$ .

For releases from the temporary ventilation units:

$$A_i = C_i F (\chi/Q)_g$$

$C_i$  = concentration of radionuclide "i" in  $\mu\text{Ci}/\text{ml}$ .

F = Temporary ventilation fan volumetric flowrate, in  $\text{m}^3/\text{sec}$

$\text{DCF}_i$  = inhalation dose conversion factor for each radionuclide "i", for effective dose or organ dose, in  $\text{mrem}/\mu\text{Ci}$

BR = the breathing rate for the individual, in  $\text{ml}/\text{week}$   
 $(\chi/Q)_g$  = Relative concentration factor at the location of interest for a ground level release ( $\text{sec}/\text{m}^3$ )

Airborne effluent concentrations from air samplers shall be determined at least once per week as required in 4.2.5.B.2/3.

## 4.2 Radioactive Effluent Control Program

### 4.2.1 Program Requirements

- 1.) The Radioactive Effluent Control Program (RECP) conforms to the guidance of 10 CFR 50.36 (Reference 2.4) for the control of radioactive effluents and for maintaining the doses to members of the public from radioactive effluents as low as reasonably achievable. This program establishes the requirements for monitoring, sampling and analysis of radioactive liquid and airborne particulate effluents released from LACBWR to ensure the concentrations in effluents released to areas beyond the Effluent Release Boundary conform to 10 CFR Part 20, Appendix B, Table 2, Columns 1 and 2. The program provides limitations on the annual and quarterly dose commitment to a member of the public from radioactive effluents in conformance with Appendix I of 10 CFR Part 50 (Reference 2.5).
- 2.) In accordance with provisions of 40 CFR 190 (Reference 2.6), the restrictions and surveillance requirements for total dose to any member of the public from all LACBWR related sources and dose pathways (direct exposures, liquid effluents, and airborne particulate effluents) are evaluated on a quarterly and an annual basis.

### 4.2.2 Liquid Effluents Sampling and Analysis

All liquid effluent releases at LACBWR will normally be released from the LACBWR temporary piping system to the DPC NPDES release point at the Mississippi River. Prior to discharge, two representative samples will be analyzed after the liquid effluent has been processed through an appropriate filtration and demineralizer system. The radioactive content of each discharge is determined in accordance with Table 5.1 or similar.

The results of pre-release analyses are used in accordance with the Offsite Dose Calculations methodology to assure that the concentration at the point of release is maintained within the limits specified in this document.

### 4.2.3 Airborne Particulate Sampling and Analysis

- 1) When facilities inside the radiologically controlled area (RCA) are demolished, low volume air samplers will be set up outside the RCA in representative areas where public receptors are present and in accordance with the wind direction. These samplers will be used for verification that local isotopic concentrations are maintained less than the limits of 10CFR20 Appendix B Table 2 Column 1.



- 2) When directing temporary HEPA ventilation equipment exhaust outside facilities, representative air monitoring will be positioned to evaluate for the possibility of a ground type release to the unrestricted area. The HEPA exhaust air sampling equipment will be operated during the course of the facility demolition work activity and samples will be analyzed and evaluated for verification of the dose commitments per Sections 4.1.5 and 4.1.6.

#### 4.2.4 Liquid Effluent Release Limitation

##### Operability Requirements

###### 4.2.4.A.1

The concentration of radioactive material released from the site to Effluent Release Boundary (see Figure 5-1) shall be limited to 50% the concentrations specified in Appendix B, Table 2, Column 2 of 10CFR20.

###### 4.2.4.A.2

During the release of radioactive liquid wastes, the combination of dilution water flow and waste water discharge flow shall be verified to ensure the discharge concentration limits of 4.2.4.A.1 are not exceeded:

Dilution Water Flow:  $\geq 43,840$  gpm

Discharge Flow:  $\leq 84$  gpm

Applicability: At all times.

##### Action

1. With the dilution flowrate specified in 4.2.4.A.2 not met, immediately terminate the release.
2. With the discharge flowrate specified in 4.2.4.A.2 not met, decrease the discharge flowrate to within the above limit, OR terminate the release.

##### Surveillance Requirements

###### 4.2.4.B.1

Maximum discharge flow for each batch release shall be verified by identifying the discharge pump to be Tsumuri Model LB-480, or other pump with an equivalent Head vs Flow characteristic.

#### 4.2.4.B.2

Dilution flow for each batch radioactive liquid release shall be verified with the G3 Coal Plant to be  $\geq 43,840$  gpm to assure that the concentration at the point of release is maintained within the limits of Section 4.2.4.A.1.

#### 4.2.4.B.3

The radioactivity content of each batch of radioactive liquid waste shall be determined prior to release by two independent samples that are analyzed in accordance with Table 5.1. The results of pre-release analyses shall be used with the calculation methods in the ODCM to assure that the concentration at the point of release is maintained within the limits of Section 4.2.4.A.1.

### Basis

#### 4.2.4.C.1

This effluent release limit is provided to ensure that the concentration of radioactive materials released in liquid waste from the site will be less than the concentration levels specified in 10 CFR Part 20, Appendix B, Table 2, Column 2. This limitation provides additional assurance that the levels of radioactive materials in bodies of water outside the site will result in exposures within (1) the Section II.A design objectives of Appendix I, 10 CFR 50, to a member of the public, and (2) the limits of 10CFR20.1301.

#### 4.2.4.C.2

A fixed dilution factor of 521.9 or less, is based on a dilution flow of 43,840 gpm, which is the minimum Circulating Water flow, and a maximum effluent, discharge pump flow of 84 gpm ( $43,840/84$ ), and provides a conservative dilution factor independent of actual flowrates. Circulating water flow greater than 43,840 gpm, or discharge flow less than 84 gpm, results in a conservatively higher actual dilution factor.

#### 4.2.4.C.3

Analysis of two independent samples minimizes the potential for incorrectly obtaining and/or measuring the release concentrations.



### Dose Limits

- 1) The dose or dose commitment to a member of the public from radioactive materials in liquid effluents released to areas beyond the Effluent Release Boundary is limited to:

Calendar Quarter	Calendar Year
< 1.5 mrem total body	< 3 mrem total body
< 5 mrem to any organ	< 10 mrem to any organ

- 2) The cumulative dose contribution from liquid effluents is determined at least once per calendar quarter, in accordance with Sections 4.1.2 and 4.1.3.
- C.) If this calculated dose exceeds the above limits, the RPM will prepare a Special Report, which identifies the cause(s) for exceeding the limit(s) and defines the corrective actions, which have been or will be taken to assure that subsequent releases are in compliance with the above limits.
- D.) The RPM will review and approve the report and submit the Special Report to Regulatory Affairs.
- E.) Regulatory Affairs will review, approve and submit the Special Report to the Director, Nuclear Reactor Regulation, U.S. Nuclear Regulatory Commission, Washington, DC 20555, within 30 days.
- F.) These dose limits are provided to implement the requirements of Sections II.A, III.A, IV.A of Appendix I, 10 CFR Part 50. The dose calculations implement the requirement in Section III.A of Appendix I. Conformance with the guides of Appendix I is shown by calculational procedures based on models and data, such that the actual exposure of an individual through appropriate pathways is unlikely to be substantially underestimated.

#### 4.2.5 Airborne Effluent Release Limitations Operability Requirement

## 4.2.5.A.1

The dose to a member of the public, in areas at or beyond the Site Boundary (see Figure 5-1), from all radionuclides in particulate form with half-lives greater than 8 days in gaseous effluents released from the site shall be limited to the following:

1. During any calendar quarter: Less than or equal to 7.5 mrem to any organ, and
2. During any calendar year: Less than or equal to 15 mrem to any organ.

Applicability: At all times.

## Action

With the calculated dose from the release of any radionuclides in particulate form with half-lives greater than 8 days in gaseous effluents exceeding twice the limits of Requirement 4.2.5.A.1:

1. Limit subsequent releases such that the dose or dose commitment to a member of the public from all uranium fuel cycle sources to less than or equal to 25 mrem to the total body or organ (except the thyroid which is limited to less than or equal to 75 mrem) over 12 consecutive months.
2. Prepare an analysis which demonstrates that radiation exposures to all member of the public from all uranium fuel cycle sources (including all effluent pathways and direct radiation) are less than the 40CFR Part 190 Standard. The radiation exposure analysis shall use the methods prescribed in the ODCM.

## Surveillance Requirement

## 4.2.5.B.1

Cumulative dose contribution for the current calendar quarter and current calendar year for all radionuclides in particulate form with half-lives greater than 8 days shall be verified by measuring concentrations as described in effluent monitoring Surveillance 4.2.5.B.2/3.

## Bases



This Section implements the requirements of Sections II.C, III.A and IV.A of Appendix I, 10CFR Part 50. The Operability Requirements are the guides set forth in Section II.C of Appendix I. The ACTION statements provide the required operating flexibility and at the same time, implement the guides set forth in Section IV.A of Appendix I to assure that the releases of radioactive materials in gaseous effluents will be kept "as low as is reasonably achievable."

Particulate airborne effluents and resulting doses will be limited by the requirements of References 2.2, 2.5 and 2.6.

The annual dose limits contained in 40 CFR 190 (Reference 2.6), are 25 mrem to the whole body, 75 mrem to the thyroid and 25 mrem to any other organ from all sources of radiation and effluent pathways.

10 CFR 50, Appendix I (Reference 2.5), state that the annual total quantity of all radioactive material in particulate form released in effluents to the atmosphere will not result in an estimated annual dose or dose commitment to any individual in an unrestricted area in excess of 15 millirems to any organ. In addition, it states that if the quantity of radioactive material actually released in effluents to unrestricted areas during any calendar quarter is such that the resulting radiation exposure, would exceed one-half the annual exposure (i.e., 7.5 mrem organ dose), the licensee will investigate to identify the causes for such release, initiate correction actions and submit a report to the NRC (see Section 4.2.6).

Appendix B, Table 2 of 10 CFR 20 (Reference 2.2) contains the Maximum Permissible Concentration (MPC) values for radionuclides released in water and air that result in dose to the public. The effluent concentration values given in 10 CFR 20, Table 2 are concentrations, which, if inhaled or ingested continuously over the course of a year, would produce a total effective dose equivalent of 50 mrem. These effluent concentrations can be exceeded for a short period of time, but only if the quarterly and annual dose limits of 4.2.4.1 and 4.2.5.A.1 above are not exceeded.

#### Airborne Effluent Monitoring

#### Operability Requirement

##### 4.2.5.A.2

The RX Building temporary ventilation exhaust fan air sampler shall be OPERABLE during active decommissioning:

Applicability:

When exhaust fan is running.

Action:

With the temporary ventilation air sampler inoperable, cease operation of the ventilation exhaust fan until the air sampler is restored to operable status.

Operability Requirement

4.2.5.A.3

Low volume local air samplers (minimum of 4) shall be OPERABLE and set in appropriate locations for predominant wind direction patterns.

Applicability:

At all times during active decommissioning within the RCA.

Action:

With less than four local air samplers in operation, decommissioning activities may proceed provided at least 2 local air samplers are in operation and 4 local air samplers are returned to operable status within the next 7 days.

Surveillance Requirement

4.2.5.B.2/3

The effluent concentrations from each air sampler shall be determined at least once per week. Measured average concentrations greater than 10 times the concentrations of Appendix A shall be reported to the RPM and those concentrations compared to the limits of 4.2.5.A.1 for compliance.

Each radioactive plant monitoring instrumentation and air sampling equipment shall be calibrated as per the applicable plant Radiation Protection Instrument Calibration Procedures. The frequencies at which these calibrations are done will be as described in the applicable plant Radiation Protection Instrument Calibration Procedures.

Bases



The radioactive particulate air samplers will provide means of monitoring effluent releases and provide assurance the releases are being maintained less than those calculated in the bounding assessment of Reference 2.16. Weekly concentrations greater than 10 times bounding concentrations presented in Appendix A indicate the potential for exceeding the limits of 4.2.5.A.1.

#### 4.2.6 Total Dose to a Member of the Public Limits and Reporting Requirements

- 1.) The total dose equivalent to any member of the public due to release of radioactivity from all LACBWR effluent sources (liquid and airborne) and direct radiation from LACBWR, shall be limited to  $< 25$  mrem to the total body or any organ (except the thyroid, which is limited to  $< 75$  mrem) over a period of one calendar year.
- 2.) When calculated doses from the release of radioactive materials in liquid effluents exceed twice the calendar year dose limits specified in Section 4.2.4, a determination must be made if the dose limits from all LACBWR liquid and airborne effluent releases and direct radiation in Step 1 above have been exceeded. The total dose equivalent must include all radioactivities in liquid and airborne effluents and direct radiation from all potential sources (including the ISFSI).
- 3.) If the annual dose limits to a member of the public from all pathways/sources have been exceeded, notify the RPM.
- 4.) The RPS or RPM will prepare a Special Report (including the analysis, which estimates the radiation dose to a member of the public for the calendar year) and submit it to Regulatory Affairs. For conservatism in compliance with the limit on the dose equivalent due to release of radioactivity and radiation, the maximum total dose to any member of the public will be assumed to be the sum of the maximum doses from each dose pathway/source, even though the actual maximally exposed individual for each of the pathways may not be the same person.

- 5.) Regulatory Affairs will review, approve and submit the Special Report to the Director, Nuclear Reactor Regulation, U.S. Nuclear Regulatory Commission, Washington, DC 20555, within 30 days, which includes the estimated total body and organ doses and defines the corrective actions to be taken to reduce subsequent releases to prevent recurrence of exceeding these limits. If the release condition resulting in the limits being exceeded has not already been corrected, the Special Report shall include a request for a variance in accordance with the provisions of 40 CFR 190. Submittal of the Special Report is considered a timely request, and a variance is granted until staff action on the request is complete.
- 6.) Cumulative dose contributions from liquid effluents shall be determined quarterly and annually in accordance with Section 4.1.3. This requirement is provided to meet the dose limitations of 40 CFR 190.
- 7.) If calculated doses from plant radioactive effluents exceed the design objective doses of Appendix I, 10 CFR Part 50 notify the RPM.
- 8.) The RPS or the RPM will prepare a Special Report which shows the calculated doses and describes a course of action which should result in the limitation of dose to a real individual for 12 consecutive months to within the 10 CFR 50, Appendix I dose limits (i.e., < 7.5 mrem to any organ for a quarter and < 15 mrem annual dose to any organ) and within the 40 CFR 190 limits (i.e., annual dose equivalent dose not to exceed 25 millirem to the whole body, 75 millirem to the thyroid, and 25 millirem to any other organ).
- 9.) The RPM will review and approve the report and submit the Special Report to Regulatory Affairs.
- 10.) Regulatory Affairs will review, approve and submit the report to the Director, Nuclear Reactor Regulation, U.S. Nuclear Regulatory Commission, Washington, DC 20555, within 30 days.

#### 4.2.7 Radioactive Effluent Release and Control Reporting Requirements

- 1.) Radioactive Effluent Release Report



- A. Paragraph (a) (2) of 10 CFR 50.36, requires that a Radioactive Effluent Release Report be made to the NRC annually. The report shall specify the quantity of each of the principal radionuclides released to unrestricted areas by liquid or gaseous effluents during the previous year. With the exception of the collection of hourly meteorological data (which is not applicable for the LACBWR site), the information submitted must be in accordance with Appendix B of Regulatory Guide 1.21 (Reference 2.8), with data summarized on at least a quarterly basis. Except as required in 4.2.6.2, dose to members of the public from airborne effluents and associated release quantities have been calculated using a bounding assessment and should be used for reporting requirements. These values are presented in Appendix A.
  - B. This same report must include an assessment of radiation doses to members of the public from radioactive liquid effluents released beyond the effluent release boundary. This report shall also contain any changes made to the ODCM during the previous twelve months.
  - C. The RPS or RPM will prepare the report and submit it to Regulatory Affairs.
  - D. Regulatory Affairs will review, approve and submit the report to the Director, Nuclear Reactor Regulation, U.S. Nuclear Regulatory Commission, Washington, DC 20555. The Radioactive Effluent Release Report must be submitted by March 1 for the previous calendar year.
- 2.) Radiological Effluent Monitoring and Control Program Non-Conformance Reporting
- A. If the Radiological Effluent Monitoring and Control Program are not being conducted in conformance with any of the requirements in Sections 4.1 or 4.2, notify the RPS.
  - B. The RPS or the RPM will prepare a Special Report, which identifies the causes for non-conformances or exceeding dose limits and defines the corrective actions, which have been or will be taken to assure that subsequent releases will be in compliance with the stated limits.
  - C. The RPM will review and approve the report and submit the Special Report to Regulatory Affairs.



- D. Regulatory Affairs will review, approve and submit the report to the Director, Nuclear Reactor Regulation, U.S. Nuclear Regulatory Commission, Washington, DC 20555, within 30 days.

#### **4.3. Radiological Environmental Monitoring Program**

##### **4.3.1 Radiological Environmental Monitoring Program (REMP)**

- 1.) The REMP conforms to the guidance of Appendix I to 10 CFR Part 50 (Reference 2.5). The REMP provides the requirements for monitoring, sampling, analyzing and reporting radiation exposure and radionuclides in the environment resulting from direct radiation emanating from the LACBWR facility and from effluents released to the environment. These requirements have been established to ensure measurements of direct radiation and of radioactive material in potential exposure pathways to members of the public are performed.
- 2.) An Inter-laboratory Comparison Program, described in Section 4.4, has been established to ensure that independent checks on the precision and accuracy of the measurements of radioactive material in the environmental sample matrices are performed, as part of quality control for environmental monitoring.
- 3.) The radiological monitoring program provides measurements of radiation and of radioactive materials in those exposure pathways and for those radionuclides, which lead to the highest potential radiation exposures to individual members of the public resulting from site operations.
- 4.) The requirement for participation in an Interlaboratory Comparison Program is provided to ensure that independent checks on the precision and accuracy of the measurements of radioactive material in environmental samples are performed to demonstrate that the results are reasonably valid.



#### 4.3.2 REMP Description

Radiological Environmental Monitoring Program water and sediment samples are collected and analyzed in accordance with Table 5.3. The specific sample locations are listed in Ref. 2.10 "LACBWR Environmental Monitoring Program", which also contains specific guidance for personnel in the collection and analysis of each environmental sample. Environmental TLDs that are used to assess ambient dose conditions to the public and environmental air sampler locations established to trend radiological air conditions during D&D work are discussed and locations described in Ref. 2.10.

#### 4.3.3 REMP Lower Limits of Detection (LLD)

The sampling techniques and counting equipment used for the analysis of samples collected as requirements of the REMP, meet LLDs calculated in accordance with criteria of NUREG 0473, Rev. 2 (Reference 2.7). Table 5.4 lists the typical LLD values. The REMP LLDs for LACBWR are calculated as follows and are essentially the same as those found in NUREG-0473.

##### 1.) Calculation of Lower Limits of Detection

The LLD is the smallest concentration of radioactive material in a sample that will be detected with 95% probability, with 5% probability of falsely concluding that a blank observation represents a "real" signal.

For a particular measurement system (which may include radiochemical separation):

$$LLD = \frac{4.66 S_b}{E \times V \times 2.22 E6 \times Y \times \exp(-\lambda \Delta t)}$$

##### 2.) Where:

- A.) LLD = the *a priori* lower limit of detection (as microcurie per unit volume) (e.g.,  $\mu\text{Ci/ml}$ )
- B.)  $S_b$  = standard deviation of the background counting rate or of the counting rate of a blank sample as appropriate (as counts per minute)

- C.)  $E$  = counting efficiency (as counts per gamma)
- D.)  $V$  = sample size (in units of volume)
- E.)  $2.22 \text{ E}6$  = number of transformations per minute per microcurie
- F.)  $Y$  = gamma abundance for isotope of interest
- G.)  $\lambda$  = radioactive decay constant for the particular radionuclide
- H.)  $\Delta t$  = elapsed time between sample collection (or end of the sample collection period) and time of counting

The above equation simplifies as follows for HP (Ge) gamma spectroscopy analysis of air samples:

$$\text{LLD}_{\text{gamma}} = \frac{4.66 \times S_b}{E \times V \times 2.22 \text{ E}6 \times Y} \text{ for gamma emitters}$$

Gamma spectroscopy LLD values vary for each radionuclide and with each analysis, depending on several factors such as count time, total background, interference from radionuclides with similar gamma energies, etc. In calculating LLD for HP (Ge) gamma spectroscopy, the background must include the typical radionuclides normally present in samples. The gamma background count rate is calculated from the background counts that are determined to be within +/- one FWHM (Full-Width-at-Half-Maximum) energy band about the energy of the gamma ray peak used for the quantitative analysis for that radionuclide. The principal gamma emitters for which LLD applies exclusively are the following: Mn-54, Co-60, Zn-65, Cs-134, and Cs-137. This does not mean that only these nuclides are to be reported.

#### 4.4. Inter-laboratory Comparison Program

An Inter-laboratory Comparison Program has been established to ensure that the analyses being performed to comply with the REMP are accurate and repeatable. An offsite laboratory is used to supply NIST traceable or equivalent standard spiked sample media for analysis. The offsite laboratory supplies a report of the comparison of LACBWR results and the known radioactivity in the spiked standards. The Inter-laboratory Comparison is conducted annually. The results of this comparison are included in the annual Radiological Environmental Monitoring Report.



#### **4.5. Radiological Environmental Monitoring Report Requirements**

##### **4.5.1 Radiological Environmental Monitoring Report**

- 1.) The Radiological Environmental Monitoring Report is prepared annually. This report includes summarized and tabulated monitoring results, including interpretations and analysis of data trends, for environmental samples taken during the previous calendar year.
- 2.) In the event that some results are not available for inclusion with the report, the report shall be submitted noting and explaining the reasons for the missing results. The missing data shall be submitted as soon as possible in a supplementary report.
- 3.) The report also includes the following: a summary description of the Radiological Environmental Monitoring Program, a map of all sampling locations keyed to a table giving distances and directions from the plant, the results of the Interlaboratory Comparison Program and a discussion of all analyses in which the LLD was not achievable.
- 4.) The RPS or RPM will prepare the Radiological Environmental Monitoring Report and submit it to Regulatory Affairs.
- 5.) Regulatory Affairs will review, approve and submit the report to the Director, Nuclear Reactor Regulation, U.S. Nuclear Regulatory Commission, Washington, DC 20555, by March 1 for the previous calendar year.

##### **4.5.2 REMP Non-Conformance Reporting**

- 1.) If the Radiological Environmental Monitoring Program is not being conducted as specified in Table 5.3 or if there are unexpected results, notify the RPS.
- 2.) The RPS or the RPM will investigate the non-conformance and include in the Radiological Environmental Monitoring Report a description of the reasons for not conducting the program as required, analysis of the cause of unexpected results and the plans for preventing a recurrence.
- 3.) The RPM will review and approve the report and submit the report to Regulatory Affairs.
- 4.) Regulatory Affairs will review, approve and submit the report to the U.S. Nuclear Regulatory Commission, Washington, DC 20555.

- 5.) If the Inter-laboratory Comparisons not being performed, notify the RPS.
- 6.) The RPS or the RPM will investigate the non-conformance and include in the Radiological Environmental Monitoring Report documentation that the program was not performed and the corrective actions taken to prevent a recurrence.
- 7.) The RPM will review and approve the report and submit the report to Regulatory Affairs.
- 8.) Regulatory Affairs will review, approve and submit the report to the U.S. Nuclear Regulatory Commission, Washington, DC 20555.
- 9.) If radiological environmental sample analysis results are in excess of the Reporting Levels listed in Table 5.5, when averaged over any calendar quarter, notify the RPS.
- 10.) The RPS or the RPM will investigate the non-conformance and prepare a Special Report within 30 days, with a description of the reasons for exceeding these reporting levels.
- 11.) The RPM will review and approve the Special Report and submit the report to Regulatory Affairs.
- 12.) Regulatory Affairs will review, approve and submit the report to the U.S. Nuclear Regulatory Commission, Washington, DC 20555.

#### **4.6 Program Changes**

##### **4.6.1 Changes to the ODCM:**

- 1.) Shall be documented and records of reviews performed shall be retained as required by QAPP. This documentation shall contain:
  - A.) Sufficient Information to support the change together with the appropriate analyses or evaluations justifying the change(s); and
  - B.) A determination that the change will maintain the level of radioactive effluent control required by 10 CFR 20.1302, 40 CFR Part 190, 10 CFR 50.36a, and Appendix I to 10 CFR Part 50 and not adversely impact the accuracy or reliability of effluent, dose, or set-point calculations.
  - C.) Documentation of the fact that the change has been reviewed and found acceptable by a Qualified Technical Review.



D.) Shall become effective after the approval of the Decommissioning Plant Manager on the date specified by the Qualified Technical Review.

E.) Shall be submitted to the Commission in the form of a complete, legible copy of the entire ODCM as a part of or concurrent with the Annual Radioactive Effluent Release Report for the period of the report in which any change to the ODCM was made effective. Each change shall be identified by markings in the margin of the affected pages, clearly indicating the area of the page that was changed, and shall indicate the date (e.g., month/year) the change was implemented.

#### 4.6.2 Changes to the Process Control Program (PCP)

1.) Changes to the PCP include those changes that affect the process or methodology, by which wastes are solidified, packaged to meet burial site form requirements, classified, or dewatered.

2.) Changes to the PCP:

A.) Shall be documented and records of reviews performed shall be retained, and

B.) Shall contain sufficient information to support the change together with the appropriate analyses or evaluations justifying the change(s), and

C.) Shall contain a determination that the change will maintain the overall conformance of the solidified waste product to existing requirements of Federal, State, or other applicable regulations, and

D.) Shall become effective after review and approval by the Decommissioning Plant Manager.

## **5. ATTACHMENTS**

- 5.1.** Figure 5.1, Site Map Including Effluent Release Boundary/Exclusion Area
- 5.2.** Table 5.1, Sample Liquid Release MPC Calculation Sheet
- 5.3.** Table 5.2, Radioactive Liquid Waste Sampling and Analysis Requirements for Releases to the Environment
- 5.4.** Table 5.3, Radiological Environmental Monitoring and Environmental Air Samples
- 5.5.** Table 5.4, Environmental Sample Analyses Typical Lower Limit of Detection (LLD) Values
- 5.6.** Table 5.5, Reporting Levels (RLs) for Radioactivity Concentrations in Environmental Samples

Appendix A, Airborne Effluent Bounding Values



Figure 5.1  
Site Map Including Effluent Release Boundary/Exclusion Area

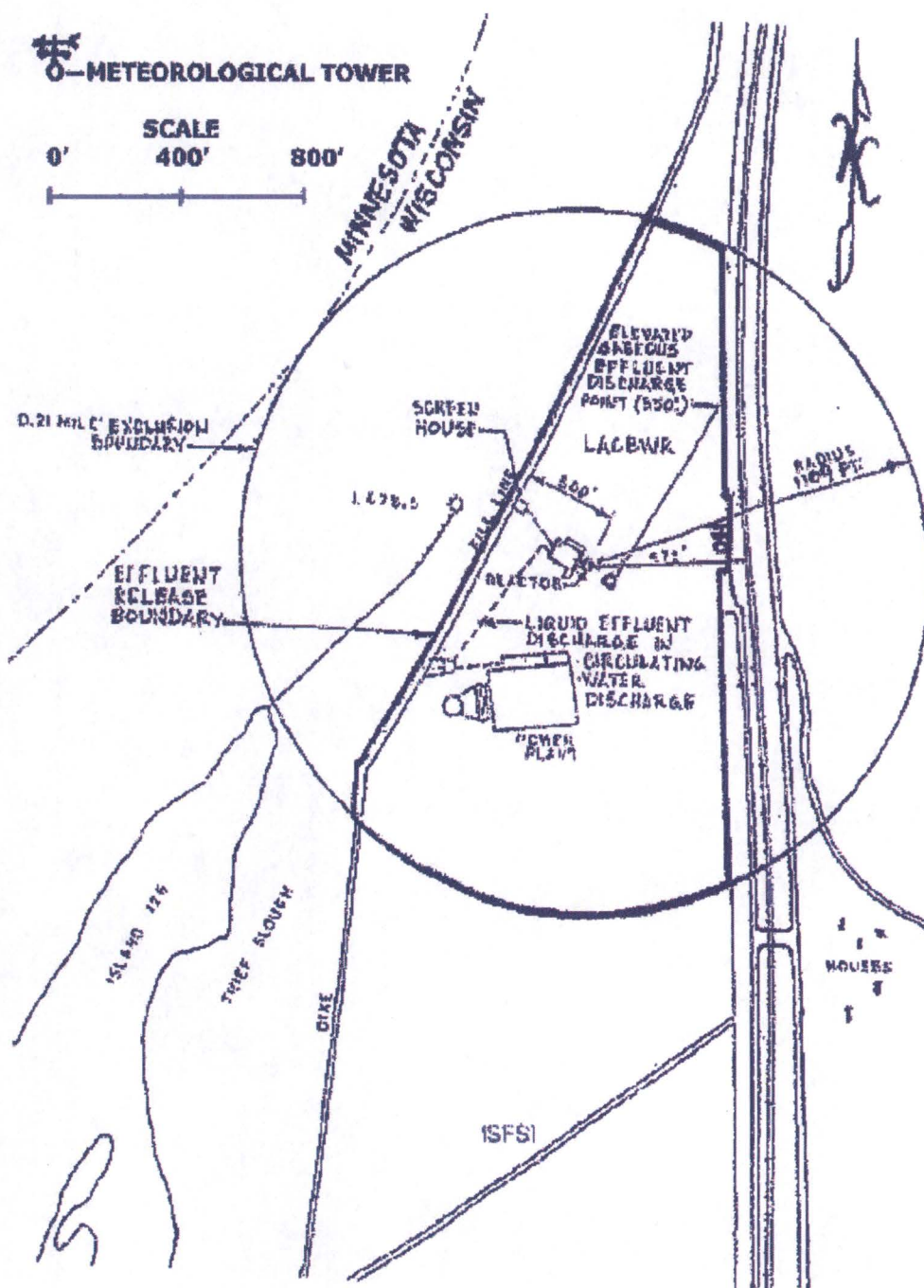


Table 5.1

**SAMPLE LIQUID WASTE BATCH FORM**

ISOTOPE	ACTIVITY (μCi/ml)	10 CFR 20 MPC μCi/ml	No. of MPCs
Gross Alpha		2 E-08	
Gross Beta		5E-07	
Co-60		3 E-6	
Cs-137		1 E-6	
		////////////////	////////////////
		Total MPC	

Tritium		1 E-3	
---------	--	-------	--

ENSURE THE ACTUAL EXISTENCE OF ANY ISOTOPE NOT LISTED IN THIS TABLE BEFORE ADDING IT TO THE TABLE.

MPCs at Discharge Point:

$$\frac{\text{(Total \# of MPCs)}}{\text{(Discharge Flow GPM) [ Dilution Factor ]}} \div \frac{\text{(Circ. Water Flow GPM)}}{\text{}} = \text{ (Limit < 0.5)}$$

Performed By: \_\_\_\_\_ Date: \_\_\_\_\_

Reviewed By: \_\_\_\_\_ Date: \_\_\_\_\_  
(Radiation Protection Manager)



Table 5.2

**Radioactive Liquid Waste Sampling and Analysis  
Requirements for Releases to the Environment**

	Type of Activity Analysis <sup>(a)</sup>	Sampling Frequency	Minimum Analysis Frequency
1	Principal gamma emitters <sup>(b)</sup>	Prior to discharge	Each discharge – prior to discharge
2	Gross Alpha/Gross Beta	Prior to discharge	Each discharge – prior to discharge
3	Tritium	Prior to discharge	Each discharge
4	Sr-90, Fe-55, Ni-59, Ni-63, Am-241, Pu-238, Pu-239/240, Pu-241	Prior to discharge	Quarterly Composite <sup>(c)</sup>

**NOTES**

- (a) The principal gamma emitters for which the LLD specification will apply are Co-60 and Cs-137. This does not mean that only these nuclides are to be analyzed for and reported. Other gamma peaks, which are measurable and identifiable, together with the above radionuclides, shall also be identified and reported.
- (b) Methods of calculating the Lower Limits of Detection (LLD) are shown in Section 4.3.3, using the criteria of NUREG-0473 (Reference 2.7). LLD values for common radionuclides are shown in Table 5.4.
- (c) A composite sample is one made up of individual samples which are proportional to the quantity of liquid waste discharged and in which the method of sampling employed results in a specimen, which is representative of the liquid release.

Table 5.3

## Radiological Environmental Monitoring and Environmental Air Samples

Exposure Pathway and/or Sample	Number of Samples <sup>(a)</sup>	Sampling and Collection Frequency	Type and Frequency of Analysis
1. Waterborne (River Water)	Two (2)	Semi-annually	1) Gamma isotopic analysis semi-annually on each sample 2) Tritium analysis semi-annually on each sample
2. River Sediment	Two (2)	Semi-annually	Gamma isotopic analysis semi-annually on each sample
3. Air particulates (environmental)	Four (4)	Bi-weekly	1) Gross Beta 2) Gamma Spectroscopy

(a) Sample locations are given in LC-RP-PR-007, LACBWR Environmental Monitoring Program



Table 5.4

**Environmental Sample Analyses  
Typical Lower Limit of Detection (LLD) Values**

Analysis	Sample Type		
	Water pCi/l	Sediment pCi/kg Dry	Air Particulates μCi/ml
Gross Alpha	N/A	N/A	4.0 E-16*
Gross Beta	6	N/A	8.5 E-16*
H-3	3500	N/A	N/A
Mn-54	15	N/A	N/A
Co-60	15	N/A	4.0E-14N/A
Cs-134	15	150	5 E-14
Cs-137	18	180	6 E-14

\* When using a Tennelec Counter

Table 5.5

**Reporting Levels (RLs) for Radioactivity  
Concentrations in Environmental Water Samples**

Analysis	Water (pCi/l)
H-3	20,000
Mn-54	1,000
Co-60	300
Cs-134	30
Cs-137	50



## APPENDIX A

## AIRBORNE EFFLUENT BOUNDING VALUES

Airborne Effluent Bounding Assessment dose rates and release quantities taken from LC-RP-TSD-004. The bounding assessment dose-rates assume releases occur during the time period of decommissioning activities; 2-10 hour shifts per day, 5 days per week for 10 weeks.

## DOSE:

Areas outside the Effluent Release Boundary (100 m) and inside the Exclusion Area Boundary

Coal Plant Employees (40 hrs/week)

External dose-rate:	$D_{wb} = 1.069E-7$ mrem/hr
Inhalation committed dose-rate:	$D_{inhale} = 2.836E-4$ mrem/hr
TEDE/week	0.01135 mrem/week
Organ dose-rate to bone:	$D_{bone} = 5.25E-3$ mrem/hr
Total organ dose/week to bone	0.21 mrem/week

Areas outside the Exclusion Area Boundary to Members of the Public (300 m)

External dose-rate:	$D_{wb} = 1.422E-8$ mrem/hr
Inhalation committed dose-rate:	$D_{inhale} = 3.771E-5$ mrem/hr
TEDE	0.3306 mrem/y
Organ dose-rate to bone:	$D_{bone} = 6.980E-4$ mrem/hr
Total organ dose to bone:	6.11 mrem/y

## AVERAGE WEEKLY CONCENTRATIONS (for select isotopes)

$\Psi_{Co-60}$	$1.517E-14$ uCi/ml
$\Psi_{Cs-137}$	$1.119E-14$ uCi/ml
$\Psi_{Sr-90}$	$1.097E-15$ uCi/ml
$\Psi_{Pu-241}$	$1.116E-15$ uCi/ml
$\Psi_{Am-241}$	$1.141E-16$ uCi/ml

## APPENDIX A (Cont)

## AIRBORNE EFFLUENT BOUNDING VALUES

## CURIES RELEASED

The curie content released per 10 hour shift:

Fe-55	1.30E-09
Ni-59	2.87E-09
Co-60	2.65E-08
Ni-63	1.91E-08
Sr-90	1.92E-09
Nb-94	9.51E-12
Tc-99	1.11E-11
Cs-137	1.96E-08
Eu-152	1.30E-10
Eu-154	8.77E-11
Eu-155	6.25E-11
Np-237	8.52E-11
Pu-238	9.33E-11
Pu-239/240	8.62E-11
Pu-241	1.95E-09
Am-241	1.99E-10
Am-243	4.87E-12
Cm-243/244	1.15E-11