
United States Department of Energy



Savannah River Site

**Scoping Summary
For the General Separations Area Eastern
Groundwater Operable Unit (U)**

CERCLIS Number: 46

WSRC-RP-2000-4134

Final

September 2015

**Prepared by:
Savannah River Nuclear Solutions, LLC
Savannah River Site
Aiken, SC 29808**

Prepared for the U. S. Department of Energy Under Contract No. DE-AC09-08SR22470

Key Changes to the Scoping Summary

Section	Description of Change	Rational for Change
Tables	Tables in Appendix A and B were updated with the 2014 data.	Data tables have been updated to include the recent sampling results for 2Q2014.
Figures	Figures were updated to show sample results from 2014.	Update maps and graphs with current sample results.

Record of Core Team Agreements

Agreement	Meeting
Core Team agreed to monitor nonvolatile beta (speciation is no longer necessary) at Gordon Aquifer well HAA 15A.	September 2014
Core Team agreed to add analyses for Target Compound List VOCs and gross alpha for all wells and to perform beta/gamma speciation on well HAA 15A to identify specific radionuclides.	August 2013
As documented in the GSA Eastern and Western Groundwater OUs Groundwater Monitoring Optimization White Paper, SRNS-RP-2012-00783, Rev. 1, January 2014, the Core Team agreed to discontinue monitoring at wells HAA-16D, HGW-1D, HGW-4D, HTF-12D, HTF-15D, SBG-6D.	August 2013
Lead has been detected in the groundwater sporadically. The Core Team determined that lead is not a problem that warrants action, however monitoring should continue for lead.	June 2010

1.0 PROJECT PHASE AND STATUS

The H-Area Tank Farm Groundwater Operable Unit was originally composed of various historical spills and leaks in the H-Area Tank Farm. In April 2000, the Core Team agreed to eliminate the milestones for the H-Area Tank Farm Groundwater Operable Unit and to create a new groundwater operable unit, the General Separations Area (GSA) Eastern Groundwater (GW) Operable Unit (OU). This OU includes the groundwater associated with operating facilities within H Area (except for groundwater associated with the H-Area Tank Farm which has recently been assimilated into the H-Area Tank Farm OU), the H-Area Retention Basin (HRB), Warner's Pond (WP), and HP52 Ponds (HP52).

The Resource Conservation and Recovery Act (RCRA) Facility Investigation (RFI)/Remedial Investigation (RI) Work Plan for the GSA Eastern GW OU, Revision 1.1, was approved by the United States Environmental Protection Agency (USEPA) and by the South Carolina Department of Health and Environmental Control (SCDHEC) in September 2001. A Field Start was achieved for the OU on August 16, 2001.

The GSA Eastern Groundwater OU is currently in a groundwater monitoring program. The purpose of this Scoping Summary is to present the analytical data obtained in 2014 from the annual groundwater monitoring program and to determine if the monitoring network and analytical suite remain appropriate for continued monitoring. In 2014, concentrations of monitored constituents have remained consistent with recent past results and continued sampling of the groundwater monitoring network is recommended.

2.0 BACKGROUND

H-Area is located on a topographical high near the center of SRS. S Area is located to the immediate northeast of H Area. The GSA Eastern GW OU encompasses H Area, S Area, and adjacent general site areas. The boundaries of the GSA Eastern GW OU are roughly coincident with McQueen Branch to the east; the H-Area Retention Basin (HRB) and the HP-52 to the south; Warners Pond (WP) and Crouch Branch to the west; and S Area and tributaries of Crouch Branch to the north (Figure 1).

The objective of the GSA Eastern GW OU strategy is to monitor groundwater in the two uppermost aquifers that underlie the OU and that discharge to Upper Three Runs Creek, Fourmile Branch, or their tributaries. The Upper Three Runs Aquifer (UTRA) is the shallowest aquifer beneath the GSA Eastern GW OU. A semi-continuous confining unit (the “tan clay” confining zone) divides the UTRA into an upper aquifer zone (UAZ) and a lower aquifer zone (LAZ). A more continuous aquitard, the Gordon Confining Unit, underlies the LAZ and confines the Gordon Aquifer (GA). Groundwater samples are collected from wells located in both the UTRA and GA.

Figure 1 provides contours of the topography, the UTRA water table surface, the GA potentiometric surface, and shows the existing monitoring network. It is also useful to recognize that the tributaries to Upper Three Runs in the vicinity of the OU have intermittent flows due to rainfall (or permitted outfalls) in their upper reaches, and receive more continuous flow from the water table at lower elevations.

Characterization has been performed to determine the nature and extent of groundwater contamination within the OU. The results indicate that the primary groundwater contaminants are tritium and volatile organic compounds (VOCs).

3.0 LAND USE

The area encompassed by the GSA Eastern GW OU is heavily developed with many active industrial facilities. No future residential use of the area is anticipated. Land use of the entire GSA Eastern GW OU area will be controlled to prevent use of the groundwater that exceeds MCLs. The UTRA and GA are not used as a drinking water source at SRS.

4.0 SUBUNITS

4.1 Groundwater

The GSA Eastern GW OU includes groundwater in the UTRA and GA. Soils, sediments, and surface water from potential source units are not considered as part of the GSA Eastern GW OU. These media will be addressed during closure of the individual waste units and operating facilities.

In 2014, the GSA Eastern GW OU was under a groundwater monitoring program that consisted of 24 monitoring wells and one shallow sampling point at the seepline. SRS collected samples from the monitoring wells in the GSA Eastern GW OU and analyzed them according to Table 1. Sample results from 2002 through 2014 are provided in Appendix A. A matrix table containing all results from 2014 is provided in Appendix B. Analytical results from 2014 for tritium and trichloroethylene (TCE) are depicted in Figures 2 through 5. Time series graphs are presented in Figures 6, 7, and 8. A review of the 2014 data indicates that there are not significant concentration differences between the current data and recent past sampling results. A discussion of tritium, radionuclides, and VOCs (TCE is the primarily VOC) is presented below.

Tritium and Radionuclides

Tritium has been detected in the groundwater of the GSA Eastern GW OU since monitoring began in 2002. In 2014, the maximum tritium concentration was 28.3 pCi/mL at well HGW 2D as shown on Figure 2. This well has a history of tritium slightly above the MCL and in 2013 tritium was 29.6 pCi/mL.

In 2012, the maximum tritium result (89 pCi/mL) was at well HAA 12D, located within the core of the H-Area facilities. Following the maximum result in May 2012, tritium concentrations trended rapidly downward during the rest of 2012 (June - 52 pCi/mL and September - 18 pCi/mL). In 2013 and 2014, tritium at HAA 12D was below the MCL at 13.6 and 11.7 pCi/mL, respectively. Figure 6 shows the history of tritium in HAA 12D. The source of the tritium is likely from the Off-Site Fuels Receiving Basin facility, the numerous process sewer lines in the area, and/or the nearby H-Area Inactive Process Sewer Line (HIPSL) that transported low-level radioactive wastewater from the separations facilities to the H-Area Seepage Basins.

In 2014 in the UTRA, tritium concentrations were low and similar to recent years at the two distal wells (HGW 2D and HGW 3D) with histories of tritium greater than the MCL. As shown on Figure 6, based on decay alone, tritium at HGW 2D should be below the MCL by the year 2022. This estimate is conservative as it does not include effects of dispersive attenuation.

At well HCB 2 the tritium result (23.1 pCi/mL) was greater than the MCL, but this result appears to be anomalous because results from 2013 and 2015 were both very low (3.4 and 3.2 pCi/mL, respectively). In addition, the maximum concentration of tritium at HCB 2 over the past 12 years was 8.6 pCi/mL. SRS will continue to monitor tritium at well HCB 2. Overall, the tritium plume continues to remain stable to shrinking as shown on Figure 6.

In the GA, tritium was below the MCL in all wells. Tritium was detectable in only two of the seven GA monitoring wells. The maximum concentration was 5.86 pCi/mL as measured at well HAA 12A. At the seepage line of Crouch Branch a sample was not collected in 2014 because the piezometer was dry. The Crouch Branch piezometer, CBS-1, has a history of very low tritium concentrations (1.5 pCi/mL in 2013). Figures 2 and 3 present the 2014 tritium results for the UTRA and GA, respectively.

In previous monitoring events, nonvolatile beta has been detected in the GA greater than 50 pCi/L at well HAA 15A. In 2013, the concentration of nonvolatile beta was 80.2 pCi/L. In 2014, nonvolatile beta remained stable at approximately 80 pCi/L and specific isotopes were analyzed to determine the source of nonvolatile beta. Lead-214 and bismuth-214 are the primary contributors to nonvolatile beta. The lead and bismuth concentrations are similar to the gross alpha level which indicates the source of the alpha is most likely radium-226 which decays to radon-222 (the source of the lead-214 and bismuth-214). These results suggest the nonvolatile beta is due to the decay of naturally occurring radon. SRS will continue to monitor and evaluate nonvolatile beta concentrations over time at HAA 15A.

In the UTRA, nonvolatile beta concentrations at all wells were less than 50 pCi/L.

At the GSA Eastern Groundwater OU, gross alpha and nonvolatile beta background concentrations in the Gordon Aquifer are generally low. At background wells HAA 1A and HSB 85A, 77 samples were collected from 2001 to 2013. The median concentration for gross alpha was 0.91 pCi/L and the results ranged from -1.26 to 16.2 pCi/L. The median nonvolatile beta concentration was 1.35 pCi/L and spanned from -3.02 to 12.2 pCi/L.

In 2014, gross alpha was detected in two wells (HAA 15A and HCB 2) above the screening level of 15 pCi/L. At well HAA 15A the gross alpha concentration was 49.8 pCi/L and 33.3 pCi/L (regular sample and a laboratory duplicate sample). Although elevated above the screening level in 2014, the latest result in 2015 was below the screening level at 8.2 pCi/L. At well HCB 2 the concentration was 15.6 pCi/L in 2014 and non-detect in 2015. Gross alpha was below 15 pCi/L in all other wells.

Overall, 2014 results for tritium and radioactive constituents are consistent with previous measurements. Many constituents continue to exhibit stable or decreasing concentrations. This has been the trend since monitoring started in 2002 and it indicates that groundwater conditions are stable to shrinking with respect to plume extent.

Volatile Organic Compounds

Chlorinated solvents are detected in sporadic locations and in relatively minor amounts in the GSA Eastern GW OU. Generally, the VOCs include TCE, 1,1,1-trichloroethane (TCA), and 1,1-dichloroethane (DCA). Since the start of monitoring in the early 2000s, TCE has been measured above the MCL (5 ug/L) in only two wells, HGW 2D and HGW 3D, both located on the north side of H Area. In 2014, TCE concentrations were 6.77 ug/L in HGW 2D and 5.69 ug/L in HGW 3D, essentially the same as measured over the past few years. TCE was also detected at well HGW 4D, but the concentration was very low and below the laboratory quantitation limit (estimated value of 0.48 (J)). In all other wells TCE was not detected, including the GA wells. TCE in the UTRA is depicted on Figure 4.

Historically, 1,1,1-TCA and 1,1-DCA have been measured above the MCL or the USEPA Regional Screening Level (RSL) at the GSA Eastern GW OU in well HAA 5D. 1,1,1-TCA has been below the MCL (200 ug/L) since 2003 and continues to trend downward. 1,1-DCA, although continuing to trend downward since 2002, remains above the RSL (2.7 ug/L) in 2014, 23.3 ug/L. Carbon tetrachloride and TCE were not detected at well HAA 5D. A time trend containing the most recent data for VOCs at well HAA 5D is depicted in Figure 8 to illustrate that VOC concentrations have been stable to declining over time.

Summary

In 2014, tritium continues to be present in the UTRA in the north part of H Area, but over a smaller area than previous years (only one well is above the MCL). In the east part of H Area, tritium was measured above the MCL for the first time in 12 years at well HCB 2. However, there is uncertainty with this result because of historically low tritium concentrations and a subsequent sample (2015) result of 3.2 pCi/mL. Tritium is not present above the MCL in the GA. The Crouch Branch seepage monitoring location was dry in 2014, but tritium concentrations have been below the MCL since monitoring began in 2002. One well (HAA 15A) in the GA continues to show slightly elevated concentrations of nonvolatile beta and gross alpha due to naturally occurring radon.

Chlorinated solvents have been detected at three wells within the UTRA. TCE continues to be present at levels slightly above the MCL at two wells in the UAZ in the north part of H Area. On the south east side of H Area 1,1-DCA was elevated above the RSL at one well in the UAZ, but the overall trend is decreasing.

Overall, groundwater monitoring results for 2014 do not indicate a problem that would warrant an early action at this time. Groundwater monitoring will continue on an annual basis with results reported annually to the Core Team. If future data indicates a problem that requires immediate action, the Core Team will be notified promptly.

4.1.1 Problem Warranting Action

- VOCs and radionuclides are present in the UTRA at levels that exceed MCLs and RSLs.

4.1.2 Remedial Action Objectives (RAO)

- Prevent human exposure to contaminants in groundwater at levels that exceed MCLs and RSLs.

4.1.3 Scope of Problem

Radionuclides and VOCs are present in groundwater above MCLs and RSLs. Analytical results for 2014 are provided in Appendix A and B. Tritium is recognized as the most widespread constituent in the groundwater. Figure 2 depicts the extent of tritium contamination in the UTRA. Groundwater flow direction in both the water table and Gordon Aquifer is controlled by discharges to streams that occur within topographic incisions as shown in Figure 1. Consistent with this circumstance, the tritium plume flow path is to the tributary of Upper Three Runs in the northwest portion of the operable unit, as noted on Figure 2.

Figures 2 through 5 depict tritium and TCE contamination from the 2nd quarter of 2014 in the UTRA and GA.

4.1.4 Likely Response Action/Interim Action

- No early remedial action is required at this time. Continued monitoring of the groundwater in the UTRA and Gordon Aquifer on an annual frequency is appropriate at this time.

4.1.5 Uncertainty

- Many operating facilities and waste units exist within the boundaries of the GSA Eastern GW OU. Individually and collectively, these facilities and waste sites have contaminated the shallow aquifers that underlie the GSA Eastern GW OU. Because of the large number and wide aerial distribution of potential contaminant sources, there is and will continue to be some uncertainty regarding the source(s) of contaminants in shallow groundwater. This is true for historic, on-going, and future releases to groundwater. However, the GSA Eastern GW OU monitoring strategy was carefully developed to provide multiple down gradient monitoring points in both the UTRA and the GA, and to provide a system of early-warning (proximal) and contingency (distal) wells to monitor groundwater contamination. These uncertainties will be

managed by monitoring the groundwater quality and adjusting the GSA Eastern GW OU well network, sampling frequency, and analyte list as necessary.

5.0 OPERABLE UNIT STRATEGY AND SCHEDULE

- SRS will sample the monitoring network annually for contaminants of concern until there is a decision to modify the strategy. Evaluation will be based on data trends. This information is reported in an annual update to this scoping summary.
- Convene the Core Team annually (or as necessary) to review data, re-evaluate the well network, sampling frequency, and analyte list, assess the effectiveness of the OU logic, and decide if the monitoring strategy is still appropriate or if changes are required (including the need for immediate action).
- Notify the Core Team promptly if monitoring data indicate a problem that requires immediate action.

Table 1. Groundwater Monitoring Network.

Well Network	Analyte List	Field Analyte List	Sampling Frequency
UAZ of UTRA: CBS-1*, HAA-5D, HAA-9D, HAA-11D, HAA-12D, HAA- 13D, HAA-14D, HAA-15D, HAA-16D* , HCB-2, HGW- 4D, HGW-2D, HGW-3D, HGW-4D, HTF-12D, HTF- 15D, SBG-6 Gordon Aquifer: HAA-9AR, HAA-11A, HAA-12A, HAA-13A, HAA- 14A, HAA-15A, HGW3A * CBS-1 and HAA-16D will be sampled for tritium and physical parameters.	Select Radionuclides <ul style="list-style-type: none"> • tritium • non-volatile beta activity • gross alpha activity • beta/gamma spec (HAA-15A only) Select VOCs <ul style="list-style-type: none"> • 1,1,1-trichloroethane • 1,1-dichloroethane • carbon tetrachloride • trichloroethylene • TCL VOCs Select Metals <ul style="list-style-type: none"> • lead • cadmium 	Field Parameters pH, specific conductivity, temperature, turbidity, and depth to water.	Annual
HRBOU Wells UAZ of UTRA: HR3-15DU, HR3-16DU * * not sampled until 3Q03	Select Radionuclides <ul style="list-style-type: none"> ▪ tritium ▪ non-volatile beta activity ▪ gross alpha activity ▪ TCL VOCs 	Field Parameters pH, specific conductivity, temperature, turbidity, and depth to water.	Annual
WPOU Wells UAZ of UTRA: HSL-3D*, HSL-004DR*, HR8-11 * Currently monitored to fulfill F&H RCRA Part B Permit requirement for VOCs, metals, and radionuclides.	Select Radionuclides <ul style="list-style-type: none"> ▪ tritium ▪ non-volatile beta activity ▪ gross alpha activity ▪ TCL VOCs 	Field Parameters pH, specific conductivity, temperature, turbidity, and depth to water.	Annual
HP52OU Wells UAZ of UTRA: HHP-1D, HHP-2D* * not sampled until 3Q03	Select Radionuclides <ul style="list-style-type: none"> ▪ tritium ▪ non-volatile beta activity ▪ gross alpha activity ▪ TCL VOCs 	Field Parameters pH, specific conductivity, temperature, turbidity, and depth to water.	Annual

Network was revised during the August 2013 scoping meeting based on the Monitoring Optimization White Paper, SRNS-RP-2012-00783, Rev. 1, January 2014, and shows wells removed (strikethrough) from the monitoring network in 2014; however, the wells were sampled a final time in 2014. In September 2014, core team agreed to monitor beta activity instead of speciation for HAA15A.



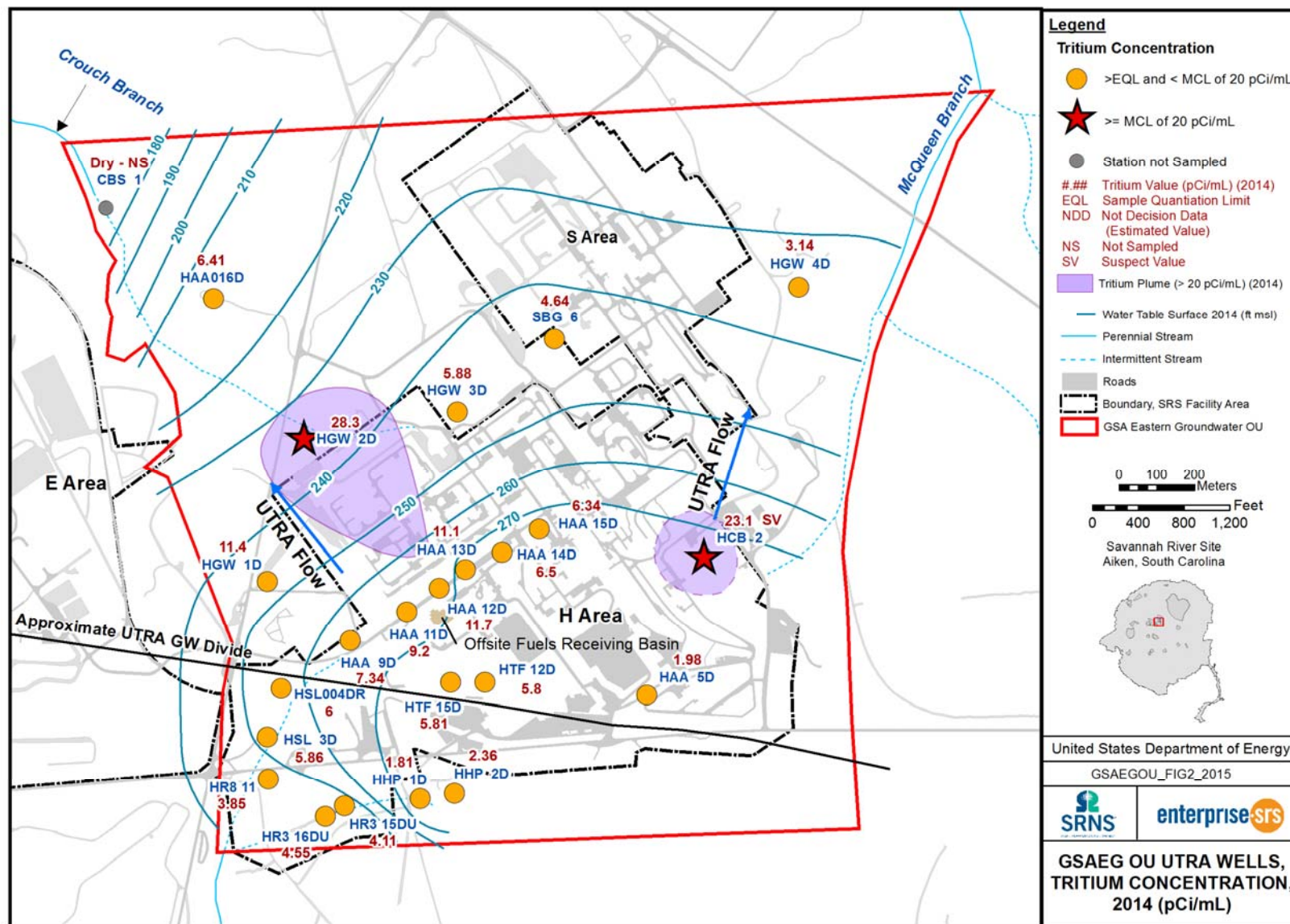


Figure 2. 2014 Upper Three Runs Aquifer Tritium Concentration.

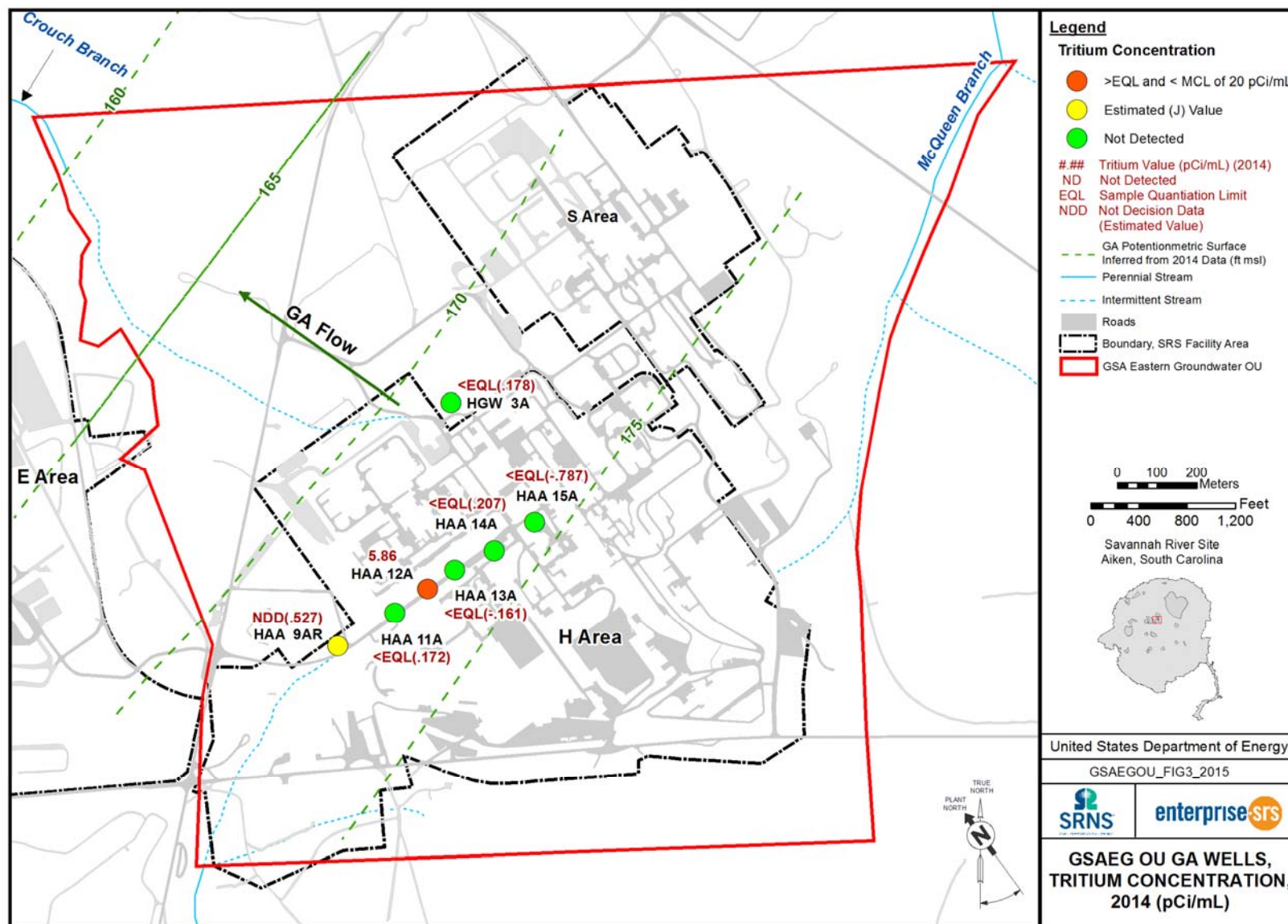


Figure 3. 2014 Gordon Aquifer Tritium Concentration.



Figure 4. 2014 Upper Three Runs Aquifer TCE Concentration.

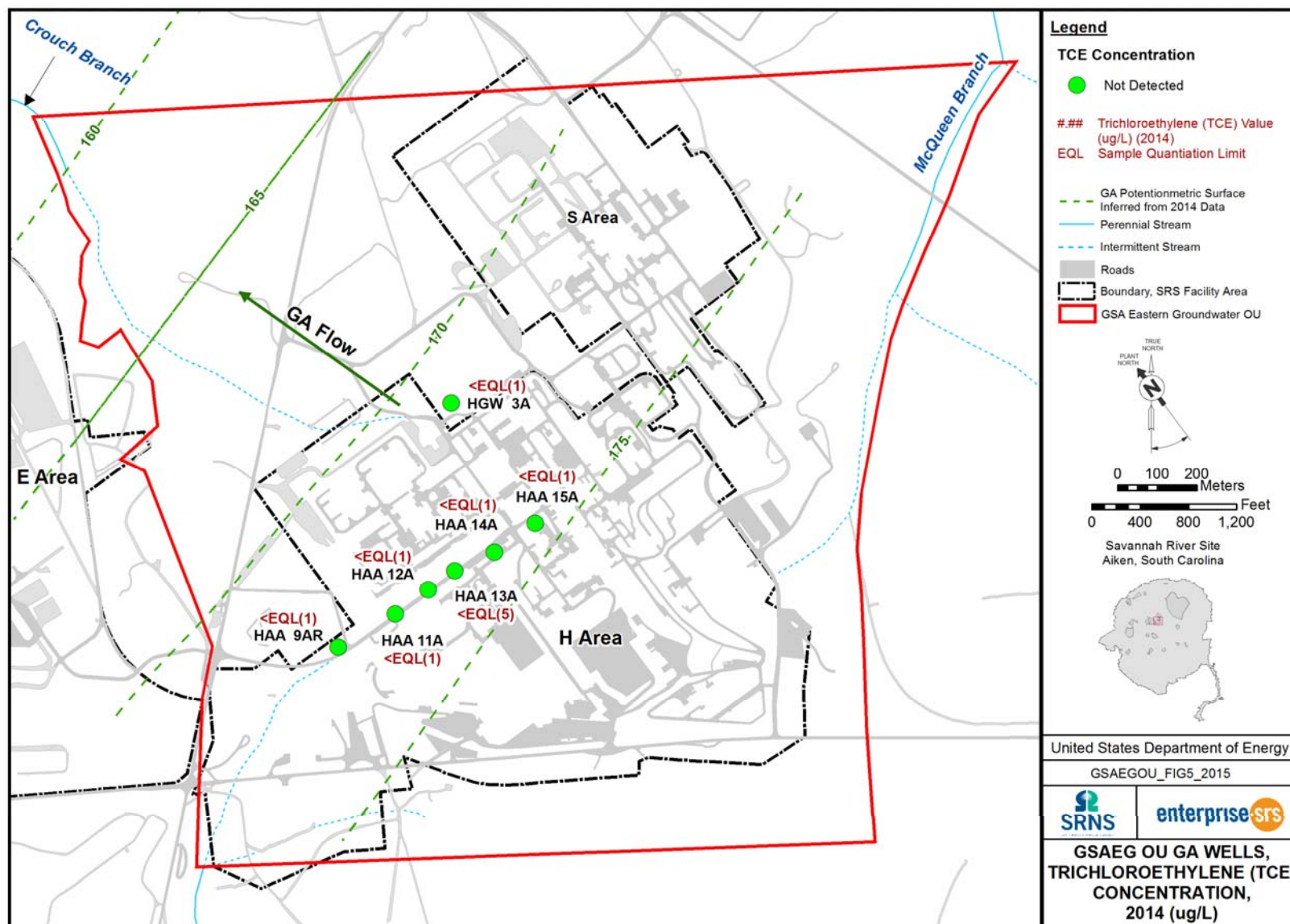


Figure 5. 2014 Gordon Aquifer TCE Concentration.

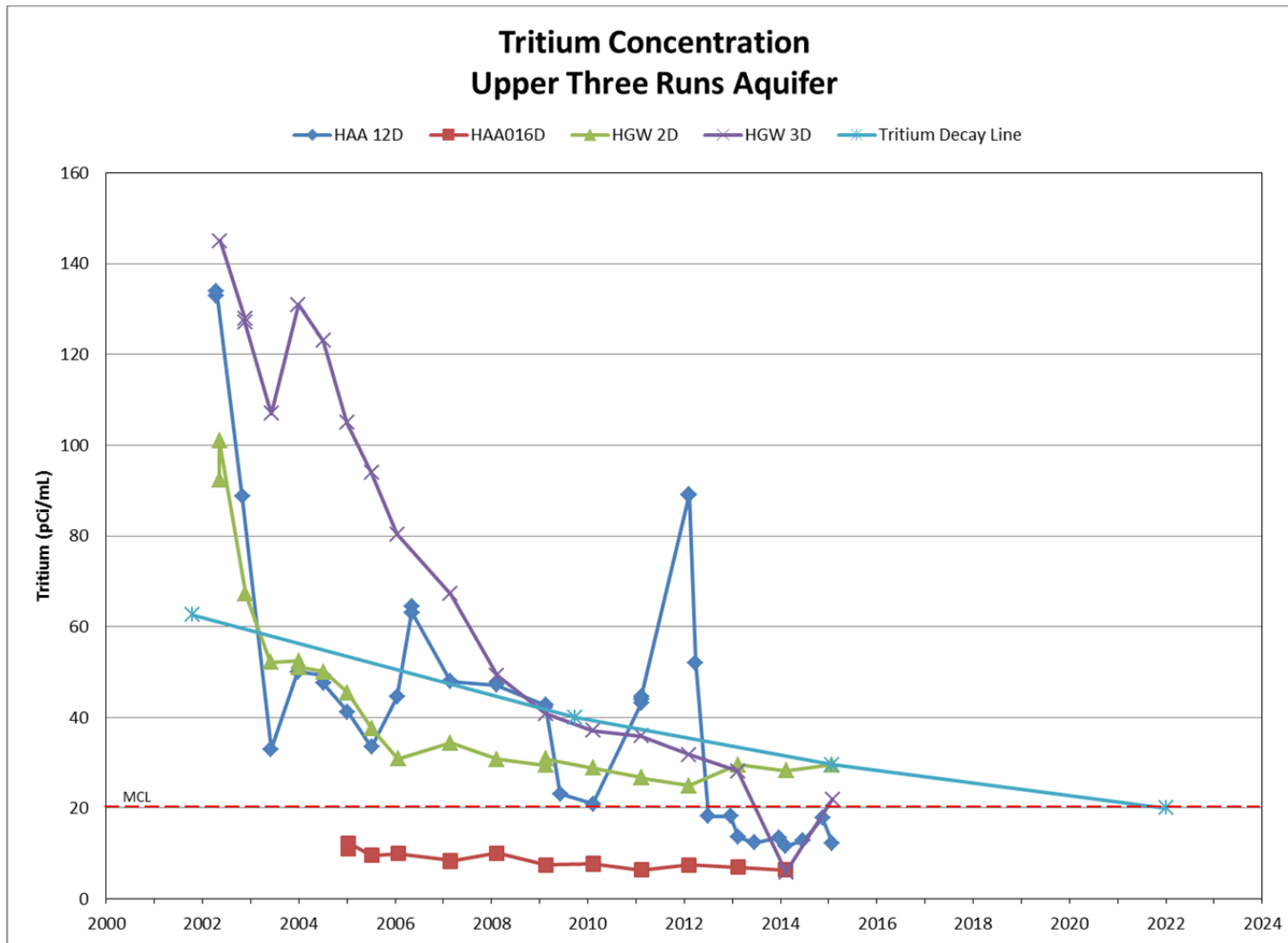


Figure 6. Tritium Concentration Upper Three Runs Aquifer.

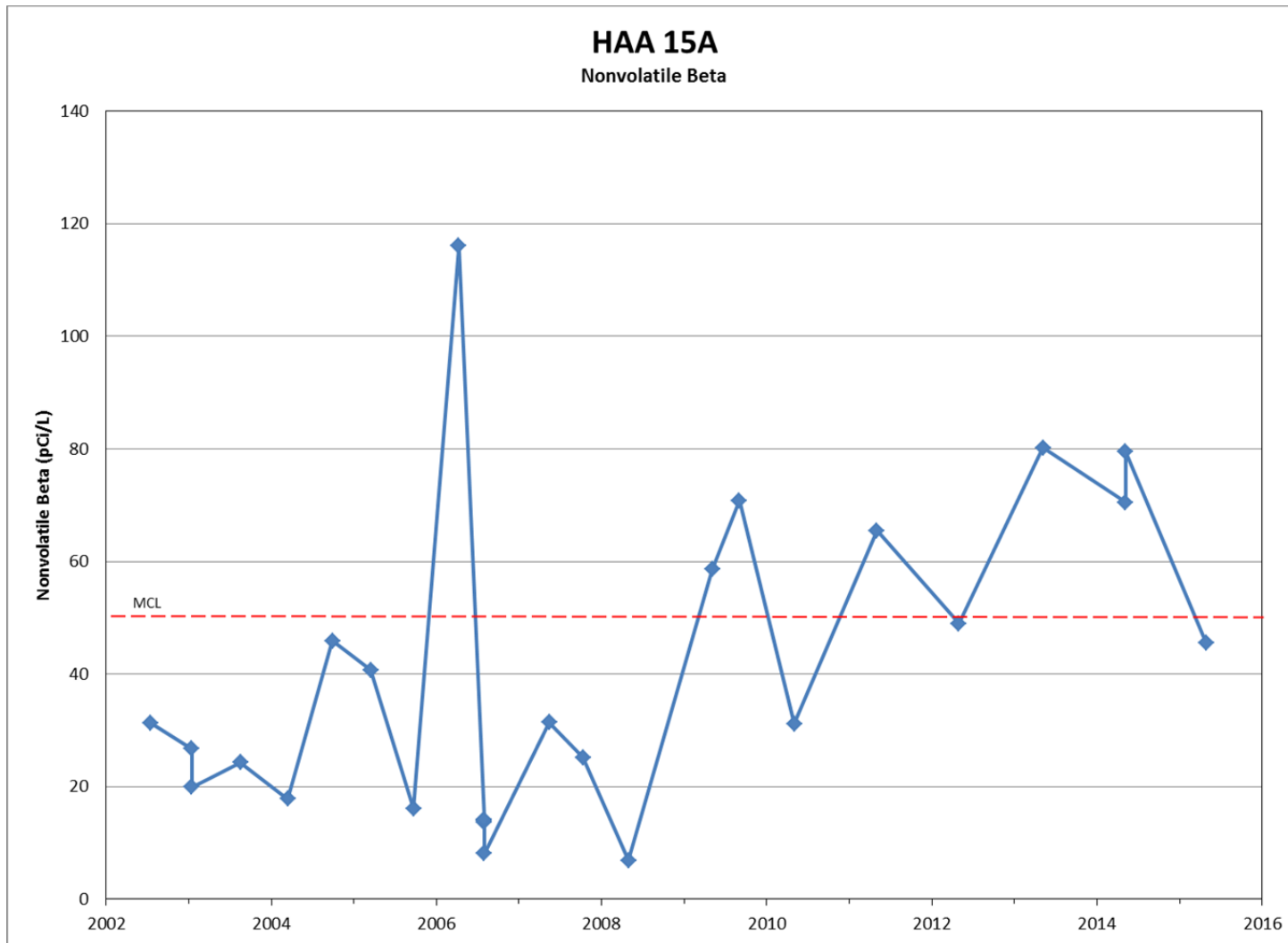


Figure 7. Nonvolatile Beta Concentration in Well HAA 15A.

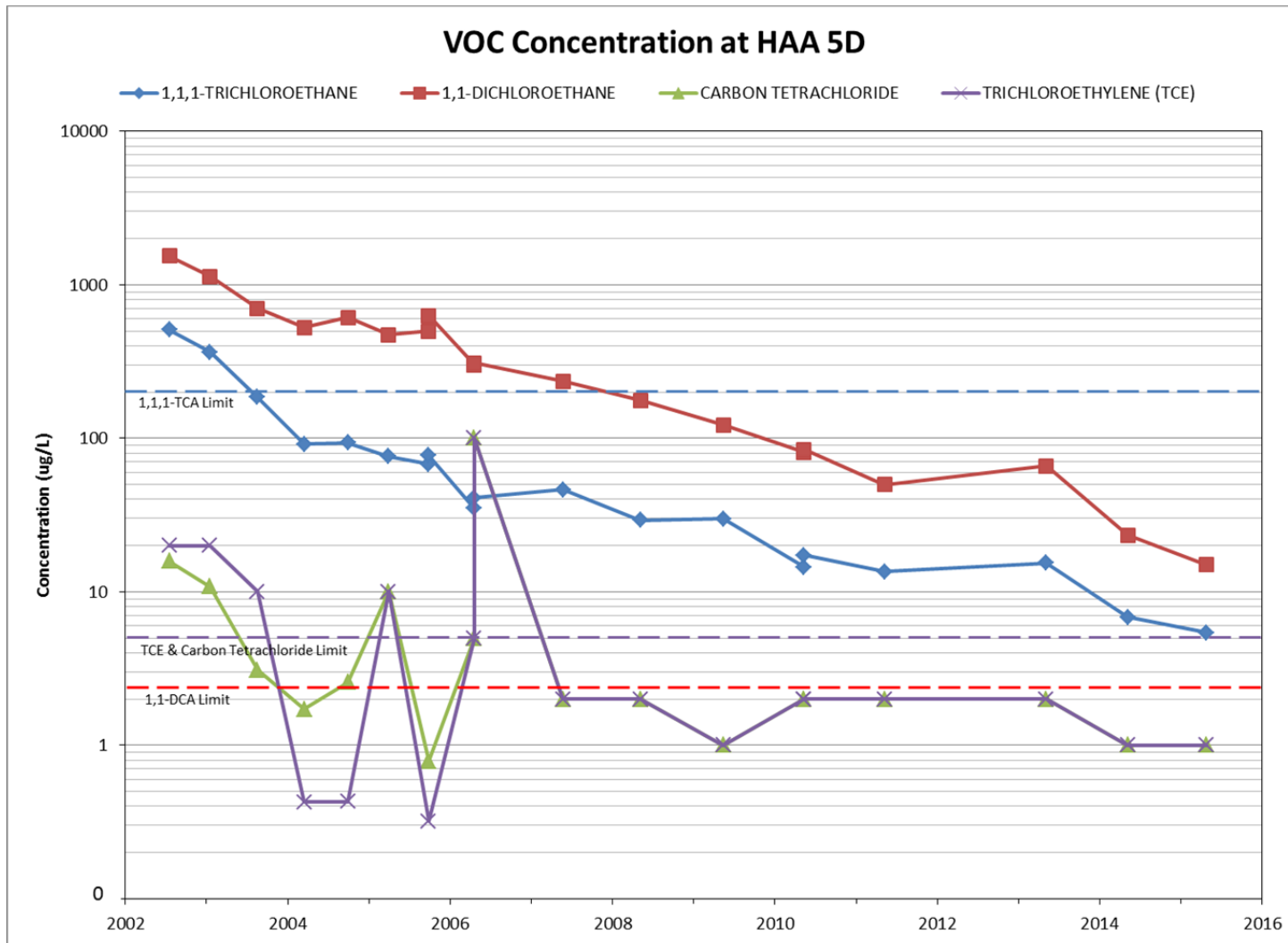


Figure 8. VOC Concentrations in Well HAA 5D.

Appendix A

**2002 through 2014 Monitoring Well Results
Table A**

Appendix B

**2014 Monitoring Well Results
Data Matrix Table**

Key to Field Conditions Codes for Data Matrix Tables

<u>Field Code</u>	<u>Explanation</u>
A	Pump is surging excessively; aerated
B	Blank sample was collected
C	Well is continuously pumping
D	Well is dry-no sample or field data collected
E	Equipment blank was collected
I	Well went dry during sampling; field data collected but insufficient water to collect all samples
L	Well went dry before sampling began; only depth to water can be determined
N	Well was not stabilized before sampling began
P	Inaccessibility or mechanical failure prevented sample collection and field analysis of the water
S	No water in standpipe; for water level events only
T	Samples were collected, but some samples were not sent to the laboratory due to high turbidity
W	Unable to sample well because of stabilization or sampling equipment failure; water-level measurements were obtained
X	Well went dry during purging; samples collected after well recovered measurements obtained
0	OK
1	Pump Dry
2	Sampled after recovery
3	Gallons purged through sample port
4	DI water obtained from 772-7B
5	High turbidity
6	Flow meter leaking
7	Pump failure
8	Flow meter not operating
9	# gallons added
10	Well is inaccessible, well cannot be Sampled
11	Well abandoned
12	No water to surface
13	Field measurements only
14	Not all samples were collected
15	Equipment failure
16	No water in standpipe
17	Bailed well
18	Water level tape not long enough
19	Well not sampled, maintenance required
20	Well sampled, maintenance required
21	Measurement Exceeded Criteria

Station	Date	Analyte	MDL	PQL	Lab Qual	EPA Qual	Result	Units
CBS 1	12/20/2002	TRITIUM	0.297	0.721			2.24	pCi/mL
CBS 1	9/28/2005	TRITIUM	0.862	2.11			3.11	pCi/mL
CBS 1	3/15/2006	TRITIUM	0.899	2.12	J		1.99	pCi/mL
CBS 1	3/15/2006	TRITIUM	0.899	2.11	J		1.97	pCi/mL
CBS 1	4/6/2006	TRITIUM	0.21	0.87			2.34	pCi/mL
CBS 1	3/13/2007	TRITIUM	0.744	1.99			4.49	pCi/mL
CBS 1	5/16/2007	TRITIUM	0.613	1.67			4.29	pCi/mL
CBS 1	5/13/2009	TRITIUM	0.545	1.55			4.13	pCi/mL
CBS 1	5/4/2010	TRITIUM	0.468	1.36			3.71	pCi/mL
CBS 1	5/5/2011	TRITIUM	0.683	1.77			3.11	pCi/mL
CBS 1	4/30/2012	TRITIUM	0.479	1.46			4.49	pCi/mL
CBS 1	5/9/2013	TRITIUM	0.555	1.36			1.5	pCi/mL
HAA 5D	7/18/2002	1,1,1-TRICHLOROETHANE	4.2	20			508	ug/L
HAA 5D	1/16/2003	1,1,1-TRICHLOROETHANE	1.8	20			365	ug/L
HAA 5D	8/18/2003	1,1,1-TRICHLOROETHANE	0.9	10			185	ug/L
HAA 5D	3/16/2004	1,1,1-TRICHLOROETHANE	0.34	1		J	91.4	ug/L
HAA 5D	9/28/2004	1,1,1-TRICHLOROETHANE	3.4	10			93.3	ug/L
HAA 5D	3/29/2005	1,1,1-TRICHLOROETHANE	3.4	10			76.2	ug/L
HAA 5D	9/26/2005	1,1,1-TRICHLOROETHANE	8	50			77	ug/L
HAA 5D	9/26/2005	1,1,1-TRICHLOROETHANE	0.08	0.5		J	68	ug/L
HAA 5D	4/19/2006	1,1,1-TRICHLOROETHANE	29	100	J	J	41	ug/L
HAA 5D	4/19/2006	1,1,1-TRICHLOROETHANE	1.5	5			35	ug/L
HAA 5D	5/23/2007	1,1,1-TRICHLOROETHANE	0.3	2			46.2	ug/L
HAA 5D	5/5/2008	1,1,1-TRICHLOROETHANE	0.79	2			29.3	ug/L
HAA 5D	5/13/2009	1,1,1-TRICHLOROETHANE	0.325	1		J	29.8	ug/L
HAA 5D	5/11/2010	1,1,1-TRICHLOROETHANE	0.79	2			17.3	ug/L
HAA 5D	5/11/2010	1,1,1-TRICHLOROETHANE	0.79	2			14.5	ug/L
HAA 5D	5/9/2011	1,1,1-TRICHLOROETHANE	0.15	2			13.5	ug/L
HAA 5D	5/6/2013	1,1,1-TRICHLOROETHANE	0.15	2			15.4	ug/L
HAA 5D	5/6/2014	1,1,1-TRICHLOROETHANE	0.3	1			6.84	ug/L
HAA 5D	4/27/2015	1,1,1-TRICHLOROETHANE	0.07	1			5.4	ug/L
HAA 5D	5/6/2014	1,1,2,2-TETRACHLOROETHANE	0.3	1	U	U	1	ug/L
HAA 5D	4/27/2015	1,1,2,2-TETRACHLOROETHANE	0.1	1	U	U	1	ug/L
HAA 5D	5/6/2014	1,1,2-TRICHLORO-1,2,2-TRIFLUOROETHANE	2	5	U	U	5	ug/L
HAA 5D	4/27/2015	1,1,2-TRICHLORO-1,2,2-TRIFLUOROETHANE	0.1	1	U	U	1	ug/L
HAA 5D	5/6/2014	1,1,2-TRICHLOROETHANE	0.3	1	U	U	1	ug/L
HAA 5D	4/27/2015	1,1,2-TRICHLOROETHANE	0.15	1	U	U	1	ug/L
HAA 5D	7/18/2002	1,1-DICHLOROETHANE	2.4	20			1540	ug/L
HAA 5D	1/16/2003	1,1-DICHLOROETHANE	1	20			1130	ug/L
HAA 5D	8/18/2003	1,1-DICHLOROETHANE	0.5	10			703	ug/L
HAA 5D	3/16/2004	1,1-DICHLOROETHANE	4.1	10		J	525	ug/L
HAA 5D	9/28/2004	1,1-DICHLOROETHANE	4.1	10			612	ug/L
HAA 5D	3/29/2005	1,1-DICHLOROETHANE	4.1	10			473	ug/L
HAA 5D	9/26/2005	1,1-DICHLOROETHANE	7	50			630	ug/L
HAA 5D	9/26/2005	1,1-DICHLOROETHANE	0.07	0.5		J	500	ug/L
HAA 5D	4/19/2006	1,1-DICHLOROETHANE	33	100			310	ug/L
HAA 5D	4/19/2006	1,1-DICHLOROETHANE	1.6	5			300	ug/L
HAA 5D	5/23/2007	1,1-DICHLOROETHANE	1	10			236	ug/L
HAA 5D	5/5/2008	1,1-DICHLOROETHANE	0.9	2			177	ug/L
HAA 5D	5/13/2009	1,1-DICHLOROETHANE	0.6	2		J	122	ug/L
HAA 5D	5/11/2010	1,1-DICHLOROETHANE	0.9	2			84.2	ug/L
HAA 5D	5/11/2010	1,1-DICHLOROETHANE	0.9	2			80.9	ug/L
HAA 5D	5/9/2011	1,1-DICHLOROETHANE	0.1	2			49.8	ug/L
HAA 5D	5/6/2013	1,1-DICHLOROETHANE	0.1	2			65.8	ug/L
HAA 5D	5/6/2014	1,1-DICHLOROETHANE	0.3	1			23.3	ug/L
HAA 5D	4/27/2015	1,1-DICHLOROETHANE	0.07	1			15	ug/L
HAA 5D	5/6/2014	1,1-DICHLOROETHYLENE	0.3	1			60.7	ug/L
HAA 5D	4/27/2015	1,1-DICHLOROETHYLENE	0.08	1			32	ug/L
HAA 5D	5/6/2014	1,2,3-TRICHLOROBENZENE	0.3	1	U	U	1	ug/L
HAA 5D	4/27/2015	1,2,3-TRICHLOROBENZENE	0.09	1	U	U	1	ug/L
HAA 5D	5/6/2014	1,2,4-TRICHLOROBENZENE	0.3	1	U	U	1	ug/L
HAA 5D	4/27/2015	1,2,4-TRICHLOROBENZENE	0.08	1	U	U	1	ug/L
HAA 5D	5/6/2014	1,2-DIBROMO-3-CHLOROPROPANE	0.5	1	U	U	1	ug/L
HAA 5D	4/27/2015	1,2-DIBROMO-3-CHLOROPROPANE	0.41	1	U	U	1	ug/L
HAA 5D	5/6/2014	1,2-DIBROMOETHANE	0.3	1	U	U	1	ug/L
HAA 5D	4/27/2015	1,2-DIBROMOETHANE	0.13	1	U	U	1	ug/L
HAA 5D	5/6/2014	1,2-DICHLOROBENZENE	0.3	1	U	U	1	ug/L
HAA 5D	4/27/2015	1,2-DICHLOROBENZENE	0.06	1	U	U	1	ug/L
HAA 5D	5/6/2014	1,2-DICHLOROETHANE (EDC)	0.3	1	U	U	1	ug/L
HAA 5D	4/27/2015	1,2-DICHLOROETHANE (EDC)	0.1	1	U	U	1	ug/L
HAA 5D	5/6/2014	1,2-DICHLOROPROPANE	0.3	1	U	U	1	ug/L

Bold indicates concentration exceeds the MCL or USEPA Regional Screening Levels, http://epa.gov/reg3hwm/risk/human/rb-concentration_table/index.htm. (May 2014 RSL Table)

Station	Date	Analyte	MDL	PQL	Lab Qual	EPA Qual	Result	Units
HAA 5D	4/27/2015	1,2-DICHLOROPROPANE	0.1	1	U	U	1	ug/L
HAA 5D	5/6/2014	1,3-DICHLOROBENZENE	0.3	1	U	U	1	ug/L
HAA 5D	4/27/2015	1,3-DICHLOROBENZENE	0.08	1	U	U	1	ug/L
HAA 5D	5/6/2014	1,4-DICHLOROBENZENE	0.3	1	U	U	1	ug/L
HAA 5D	4/27/2015	1,4-DICHLOROBENZENE	0.12	1	U	U	1	ug/L
HAA 5D	5/6/2014	1,4-DIOXANE	15	50	U	U	50	ug/L
HAA 5D	4/27/2015	1,4-DIOXANE	7.6	80	U	U	80	ug/L
HAA 5D	5/6/2014	2-HEXANONE	1.5	5	U	U	5	ug/L
HAA 5D	4/27/2015	2-HEXANONE	0.22	5	U	U	5	ug/L
HAA 5D	5/6/2014	ACETONE	1.5	5	U	U	5	ug/L
HAA 5D	4/27/2015	ACETONE	0.34	2	U	U	2	ug/L
HAA 5D	5/6/2014	BENZENE	0.3	1	U	U	1	ug/L
HAA 5D	4/27/2015	BENZENE	0.06	1	U	U	1	ug/L
HAA 5D	5/6/2014	BROMOCHLOROMETHANE	0.3	1	U	U	1	ug/L
HAA 5D	4/27/2015	BROMOCHLOROMETHANE	0.13	1	U	U	1	ug/L
HAA 5D	5/6/2014	BROMODICHLOROMETHANE	0.3	1	U	U	1	ug/L
HAA 5D	4/27/2015	BROMODICHLOROMETHANE	0.09	1	U	U	1	ug/L
HAA 5D	5/6/2014	BROMOFORM (TRIBROMOMETHANE)	0.3	1	U	U	1	ug/L
HAA 5D	4/27/2015	BROMOFORM (TRIBROMOMETHANE)	0.17	1	U	U	1	ug/L
HAA 5D	5/6/2014	BROMOMETHANE (METHYL BROMIDE)	0.3	1	U	U	1	ug/L
HAA 5D	4/27/2015	BROMOMETHANE (METHYL BROMIDE)	0.25	2	U	U	2	ug/L
HAA 5D	7/18/2002	CADMIUM	0.4	12	U		12	ug/L
HAA 5D	1/16/2003	CADMIUM	1.1	12	U		12	ug/L
HAA 5D	8/18/2003	CADMIUM	1.1	12	U		12	ug/L
HAA 5D	3/16/2004	CADMIUM	0.04	1	U	U	1	ug/L
HAA 5D	9/28/2004	CADMIUM	0.04	1	U		1	ug/L
HAA 5D	3/29/2005	CADMIUM	0.1	1	U	U	1	ug/L
HAA 5D	9/26/2005	CADMIUM	0.0672	0.5	U	U	0.5	ug/L
HAA 5D	4/19/2006	CADMIUM	0.057	0.5	U	U	0.5	ug/L
HAA 5D	5/23/2007	CADMIUM	0.057	0.5	U	U	0.5	ug/L
HAA 5D	5/5/2008	CADMIUM	0.1	1	U	U	1	ug/L
HAA 5D	5/5/2008	CADMIUM	0.1	1	U	U	1	ug/L
HAA 5D	5/13/2009	CADMIUM	1	10	U	U	10	ug/L
HAA 5D	5/11/2010	CADMIUM	0.2	2	U	U	2	ug/L
HAA 5D	5/11/2010	CADMIUM	0.2	2	U	U	2	ug/L
HAA 5D	5/9/2011	CADMIUM	0.2	2	J	J	0.341	ug/L
HAA 5D	5/6/2013	CADMIUM	0.2	2	U		2	ug/L
HAA 5D	5/6/2013	CADMIUM	0.2	2	U		2	ug/L
HAA 5D	5/6/2014	CADMIUM	0.1	1	U	U	1	ug/L
HAA 5D	4/27/2015	CADMIUM	0.1	1	U	U	1	ug/L
HAA 5D	5/6/2014	CARBON DISULFIDE	1.5	5	U	U	5	ug/L
HAA 5D	4/27/2015	CARBON DISULFIDE	0.05	1	U	U	1	ug/L
HAA 5D	7/18/2002	CARBON TETRACHLORIDE	4.8	20	J		15.8	ug/L
HAA 5D	1/16/2003	CARBON TETRACHLORIDE	2.2	20	J		10.8	ug/L
HAA 5D	8/18/2003	CARBON TETRACHLORIDE	1.1	10	J		3.1	ug/L
HAA 5D	3/16/2004	CARBON TETRACHLORIDE	0.29	1		J	1.72	ug/L
HAA 5D	9/28/2004	CARBON TETRACHLORIDE	0.29	1			2.57	ug/L
HAA 5D	3/29/2005	CARBON TETRACHLORIDE	2.9	10	U	U	10	ug/L
HAA 5D	9/26/2005	CARBON TETRACHLORIDE	0.09	0.5		J	0.79	ug/L
HAA 5D	4/19/2006	CARBON TETRACHLORIDE	30	100	U	U	100	ug/L
HAA 5D	4/19/2006	CARBON TETRACHLORIDE	1.5	5	U	U	5	ug/L
HAA 5D	5/23/2007	CARBON TETRACHLORIDE	0.4	2	U	U	2	ug/L
HAA 5D	5/5/2008	CARBON TETRACHLORIDE	1.04	2	U	U	2	ug/L
HAA 5D	5/13/2009	CARBON TETRACHLORIDE	0.26	1	U	U	1	ug/L
HAA 5D	5/11/2010	CARBON TETRACHLORIDE	1.04	2	U	U	2	ug/L
HAA 5D	5/11/2010	CARBON TETRACHLORIDE	1.04	2	U	U	2	ug/L
HAA 5D	5/9/2011	CARBON TETRACHLORIDE	0.13	2	U	U	2	ug/L
HAA 5D	5/6/2013	CARBON TETRACHLORIDE	0.13	2	U		2	ug/L
HAA 5D	5/6/2014	CARBON TETRACHLORIDE	0.3	1	U	U	1	ug/L
HAA 5D	4/27/2015	CARBON TETRACHLORIDE	0.13	1	U	U	1	ug/L
HAA 5D	5/6/2014	CHLOROBENZENE	0.3	1	U	U	1	ug/L
HAA 5D	4/27/2015	CHLOROBENZENE	0.15	1	U	U	1	ug/L
HAA 5D	5/6/2014	CHLOROETHANE (ETHYL CHLORIDE)	0.3	1	U	U	1	ug/L
HAA 5D	4/27/2015	CHLOROETHANE (ETHYL CHLORIDE)	0.1	2	U	U	2	ug/L
HAA 5D	5/6/2014	CHLOROETHENE (VINYL CHLORIDE)	0.3	1	U	U	1	ug/L
HAA 5D	4/27/2015	CHLOROETHENE (VINYL CHLORIDE)	0.08	2	U	U	2	ug/L
HAA 5D	5/6/2014	CHLOROFORM	0.3	1	J	J	0.38	ug/L
HAA 5D	4/27/2015	CHLOROFORM	0.1	1	J	U	0.31	ug/L
HAA 5D	5/6/2014	CHLOROMETHANE (METHYL CHLORIDE)	0.3	1	U	U	1	ug/L
HAA 5D	4/27/2015	CHLOROMETHANE (METHYL CHLORIDE)	0.08	2	U	U	2	ug/L
HAA 5D	5/6/2014	CIS-1,2-DICHLOROETHYLENE	0.3	1	U	U	1	ug/L

Bold indicates concentration exceeds the MCL or USEPA Regional Screening Levels, http://epa.gov/reg3hwm/risk/human/rb-concentration_table/index.htm. (May 2014 RSL Table)

Station	Date	Analyte	MDL	PQL	Lab Qual	EPA Qual	Result	Units
HAA 5D	4/27/2015	CIS-1,2-DICHLOROETHYLENE	0.09	1	U	U	1	ug/L
HAA 5D	5/6/2014	CIS-1,3-DICHLOROPROPENE	0.3	1	U	U	1	ug/L
HAA 5D	4/27/2015	CIS-1,3-DICHLOROPROPENE	0.07	1	U	U	1	ug/L
HAA 5D	5/6/2014	CUMENE (ISOPROPYLBENZENE)	0.3	1	U	U	1	ug/L
HAA 5D	4/27/2015	CUMENE (ISOPROPYLBENZENE)	0.08	1	U	U	1	ug/L
HAA 5D	5/6/2014	CYCLOHEXANE	0.3	1	U	U	1	ug/L
HAA 5D	4/27/2015	CYCLOHEXANE	0.07	1	U	U	1	ug/L
HAA 5D	5/6/2014	DIBROMOCHLOROMETHANE	0.3	1	U	U	1	ug/L
HAA 5D	4/27/2015	DIBROMOCHLOROMETHANE	0.13	1	U	U	1	ug/L
HAA 5D	5/6/2014	DICHLORODIFLUOROMETHANE	0.3	1	U	U	1	ug/L
HAA 5D	4/27/2015	DICHLORODIFLUOROMETHANE	0.08	2	U	U	2	ug/L
HAA 5D	5/6/2014	DICHLOROMETHANE (METHYLENE CHLORIDE)	1	5	U	U	5	ug/L
HAA 5D	4/27/2015	DICHLOROMETHANE (METHYLENE CHLORIDE)	0.27	1	U	U	1	ug/L
HAA 5D	5/6/2014	ETHYLBENZENE	0.3	1	U	U	1	ug/L
HAA 5D	4/27/2015	ETHYLBENZENE	0.09	1	U	U	1	ug/L
HAA 5D	5/23/2007	GROSS ALPHA	2.43	5.04	U	U	0.6	pCi/L
HAA 5D	5/5/2008	GROSS ALPHA	2.72	4.76	U	U	0.0188	pCi/L
HAA 5D	5/13/2009	GROSS ALPHA	2.48	7.06	J	J	2.48	pCi/L
HAA 5D	5/13/2009	GROSS ALPHA	2.48	4.44	U	U	0.164	pCi/L
HAA 5D	5/6/2013	GROSS ALPHA	2.5	5.13	U		0.554	pCi/L
HAA 5D	5/6/2014	GROSS ALPHA	2.28	4.05	U	U	0.0432	pCi/L
HAA 5D	4/27/2015	GROSS ALPHA	2.12	4.45	U	U	0.551	pCi/L
HAA 5D	4/27/2015	GROSS ALPHA	2.11	4.43	U	U	0.549	pCi/L
HAA 5D	7/18/2002	LEAD	0.9	8	J		7.21	ug/L
HAA 5D	1/16/2003	LEAD	2.2	8	U		8	ug/L
HAA 5D	8/18/2003	LEAD	2.2	8	U		8	ug/L
HAA 5D	3/16/2004	LEAD	0.05	2	J	U	1.91	ug/L
HAA 5D	9/28/2004	LEAD	0.05	2	J		0.876	ug/L
HAA 5D	3/29/2005	LEAD	0.5	2	J	J	1.11	ug/L
HAA 5D	9/26/2005	LEAD	0.565	3	J	J	2	ug/L
HAA 5D	4/19/2006	LEAD	0.49	3	J	J	0.57	ug/L
HAA 5D	5/23/2007	LEAD	0.49	3	J	J	1.1	ug/L
HAA 5D	5/5/2008	LEAD	0.1	1	J	J	0.962	ug/L
HAA 5D	5/5/2008	LEAD	0.1	1	J	J	0.959	ug/L
HAA 5D	5/13/2009	LEAD	2	20	U	U	20	ug/L
HAA 5D	5/11/2010	LEAD	0.4	4	U	U	4	ug/L
HAA 5D	5/11/2010	LEAD	0.4	4	U	U	4	ug/L
HAA 5D	5/9/2011	LEAD	1	10	U	U	10	ug/L
HAA 5D	5/6/2013	LEAD	1	10	U		10	ug/L
HAA 5D	5/6/2013	LEAD	1	10	U		10	ug/L
HAA 5D	5/6/2014	LEAD	0.5	5	J	J	0.695	ug/L
HAA 5D	4/27/2015	LEAD	0.5	5	U	U	5	ug/L
HAA 5D	5/6/2014	M,P-XYLENE	0.3	2	U	U	2	ug/L
HAA 5D	4/27/2015	M,P-XYLENE	0.14	2	U	U	2	ug/L
HAA 5D	5/6/2014	METHYL ACETATE	1.5	5	U	U	5	ug/L
HAA 5D	4/27/2015	METHYL ACETATE	0.37	25	U	U	25	ug/L
HAA 5D	5/6/2014	METHYL ETHYL KETONE	1.5	5	U	U	5	ug/L
HAA 5D	4/27/2015	METHYL ETHYL KETONE	0.52	5	U	U	5	ug/L
HAA 5D	5/6/2014	METHYL ISOBUTYL KETONE	1.5	5	U	U	5	ug/L
HAA 5D	4/27/2015	METHYL ISOBUTYL KETONE	0.12	5	U	U	5	ug/L
HAA 5D	5/6/2014	METHYL TERTIARY BUTYL ETHER (MTBE)	0.3	1	U	U	1	ug/L
HAA 5D	4/27/2015	METHYL TERTIARY BUTYL ETHER (MTBE)	0.11	2	U	U	2	ug/L
HAA 5D	5/6/2014	METHYLCYCLOHEXANE	0.3	1	U	U	1	ug/L
HAA 5D	4/27/2015	METHYLCYCLOHEXANE	0.1	4	U	U	4	ug/L
HAA 5D	7/18/2002	NONVOLATILE BETA	25.5	39.06	U		12.2	pCi/L
HAA 5D	1/16/2003	NONVOLATILE BETA	8.91	14.15	U		3.78	pCi/L
HAA 5D	8/18/2003	NONVOLATILE BETA			U		0.095	pCi/L
HAA 5D	3/16/2004	NONVOLATILE BETA	1.13	2.292	U	U	0.327	pCi/L
HAA 5D	9/28/2004	NONVOLATILE BETA	8.53	18.3	U		1.5	pCi/L
HAA 5D	9/28/2004	NONVOLATILE BETA	8.53	18.1	U		0.0272	pCi/L
HAA 5D	3/29/2005	NONVOLATILE BETA	9.7	22.2	U	U	7.53	pCi/L
HAA 5D	9/26/2005	NONVOLATILE BETA	4.06	9.18	U	U	1.62	pCi/L
HAA 5D	4/19/2006	NONVOLATILE BETA	1.1	2.78		J	8.08	pCi/L
HAA 5D	4/19/2006	NONVOLATILE BETA	1	2.5		J	5.38	pCi/L
HAA 5D	5/23/2007	NONVOLATILE BETA	4.36	9.61	U	U	-0.252	pCi/L
HAA 5D	5/5/2008	NONVOLATILE BETA	4.41	10	U	U	2.12	pCi/L
HAA 5D	5/13/2009	NONVOLATILE BETA	4.46	10	U	U	1.59	pCi/L
HAA 5D	5/13/2009	NONVOLATILE BETA	4.2	9.5	U	U	1.58	pCi/L
HAA 5D	5/11/2010	NONVOLATILE BETA	4.08	8.7	U	U	0.749	pCi/L
HAA 5D	5/11/2010	NONVOLATILE BETA	4.25	8.19	U	U	-1.08	pCi/L
HAA 5D	5/9/2011	NONVOLATILE BETA	4.47	9.42	U	U	0.0486	pCi/L

Bold indicates concentration exceeds the MCL or USEPA Regional Screening Levels, http://epa.gov/reg3hwm/risk/human/rb-concentration_table/index.htm. (May 2014 RSL Table)

Station	Date	Analyte	MDL	PQL	Lab Qual	EPA Qual	Result	Units
HAA 5D	5/6/2013	NONVOLATILE BETA	4.37	9.38	U		0.683	pCi/L
HAA 5D	5/6/2014	NONVOLATILE BETA	3.96	8.91	U	U	1.27	pCi/L
HAA 5D	4/27/2015	NONVOLATILE BETA	4.18	9.41	U	U	1.89	pCi/L
HAA 5D	4/27/2015	NONVOLATILE BETA	4.18	9.32	U	U	1.65	pCi/L
HAA 5D	5/6/2014	O-XYLENE	0.3	1	U	U	1	ug/L
HAA 5D	4/27/2015	O-XYLENE	0.06	1	U	U	1	ug/L
HAA 5D	5/6/2014	STYRENE	0.3	1	U	U	1	ug/L
HAA 5D	4/27/2015	STYRENE	0.07	1	U	U	1	ug/L
HAA 5D	5/6/2014	TETRACHLOROETHYLENE (PCE)	0.3	1	U	U	1	ug/L
HAA 5D	4/27/2015	TETRACHLOROETHYLENE (PCE)	0.18	1	U	U	1	ug/L
HAA 5D	5/6/2014	TOLUENE	0.3	1	U	U	1	ug/L
HAA 5D	4/27/2015	TOLUENE	0.07	1		U	4.3	ug/L
HAA 5D	5/6/2014	TRANS-1,2-DICHLOROETHYLENE	0.3	1	U	U	1	ug/L
HAA 5D	4/27/2015	TRANS-1,2-DICHLOROETHYLENE	0.08	1	U	U	1	ug/L
HAA 5D	5/6/2014	TRANS-1,3-DICHLOROPROPENE	0.3	1	U	U	1	ug/L
HAA 5D	4/27/2015	TRANS-1,3-DICHLOROPROPENE	0.08	1	U	U	1	ug/L
HAA 5D	7/18/2002	TRICHLOROETHYLENE (TCE)	5.6	20	U		20	ug/L
HAA 5D	1/16/2003	TRICHLOROETHYLENE (TCE)	3.2	20	U		20	ug/L
HAA 5D	8/18/2003	TRICHLOROETHYLENE (TCE)	1.6	10	U		10	ug/L
HAA 5D	3/16/2004	TRICHLOROETHYLENE (TCE)	0.36	1	J	J	0.425	ug/L
HAA 5D	9/28/2004	TRICHLOROETHYLENE (TCE)	0.36	1	J		0.429	ug/L
HAA 5D	3/29/2005	TRICHLOROETHYLENE (TCE)	3.6	10	U	U	10	ug/L
HAA 5D	9/26/2005	TRICHLOROETHYLENE (TCE)	0.13	0.5	J	J	0.32	ug/L
HAA 5D	4/19/2006	TRICHLOROETHYLENE (TCE)	40	100	U	U	100	ug/L
HAA 5D	4/19/2006	TRICHLOROETHYLENE (TCE)	2	5	U	U	5	ug/L
HAA 5D	5/23/2007	TRICHLOROETHYLENE (TCE)	0.2	2	U	U	2	ug/L
HAA 5D	5/5/2008	TRICHLOROETHYLENE (TCE)	0.97	2	U	U	2	ug/L
HAA 5D	5/13/2009	TRICHLOROETHYLENE (TCE)	0.25	1	U	U	1	ug/L
HAA 5D	5/11/2010	TRICHLOROETHYLENE (TCE)	0.97	2	U	U	2	ug/L
HAA 5D	5/11/2010	TRICHLOROETHYLENE (TCE)	0.97	2	U	U	2	ug/L
HAA 5D	5/9/2011	TRICHLOROETHYLENE (TCE)	0.1	2	U	U	2	ug/L
HAA 5D	5/6/2013	TRICHLOROETHYLENE (TCE)	0.1	2	U		2	ug/L
HAA 5D	5/6/2014	TRICHLOROETHYLENE (TCE)	0.3	1	U	U	1	ug/L
HAA 5D	4/27/2015	TRICHLOROETHYLENE (TCE)	0.25	1	U	U	1	ug/L
HAA 5D	5/6/2014	TRICHLOROFLUOROMETHANE	0.3	1	U	U	1	ug/L
HAA 5D	4/27/2015	TRICHLOROFLUOROMETHANE	0.11	1	U	U	1	ug/L
HAA 5D	7/18/2002	TRITIUM	0.599	1.833			6.85	pCi/mL
HAA 5D	1/16/2003	TRITIUM	0.657	1.991			7.22	pCi/mL
HAA 5D	8/18/2003	TRITIUM			U		5.762	pCi/mL
HAA 5D	8/18/2003	TRITIUM			U		5.513	pCi/mL
HAA 5D	3/16/2004	TRITIUM	0.36	1.1			5.45	pCi/mL
HAA 5D	9/28/2004	TRITIUM	0.803	2.16			5.4	pCi/mL
HAA 5D	9/28/2004	TRITIUM	0.81	2.15			5.07	pCi/mL
HAA 5D	3/29/2005	TRITIUM	0.843	2.22			5.18	pCi/mL
HAA 5D	3/29/2005	TRITIUM	0.844	2.21			5.13	pCi/mL
HAA 5D	9/26/2005	TRITIUM	1.01	2.52			4.56	pCi/mL
HAA 5D	4/19/2006	TRITIUM	0.35	1.13			4.67	pCi/mL
HAA 5D	4/19/2006	TRITIUM	0.34	1.12			4.48	pCi/mL
HAA 5D	5/23/2007	TRITIUM	0.569	1.55			3.61	pCi/mL
HAA 5D	5/5/2008	TRITIUM	0.443	1.3			3.45	pCi/mL
HAA 5D	5/13/2009	TRITIUM	0.537	1.51			3.83	pCi/mL
HAA 5D	5/11/2010	TRITIUM	0.434	1.25			3.09	pCi/mL
HAA 5D	5/11/2010	TRITIUM	0.436	1.24			2.96	pCi/mL
HAA 5D	5/11/2010	TRITIUM	0.433	1.22			2.74	pCi/mL
HAA 5D	5/9/2011	TRITIUM	0.505	1.36			2.82	pCi/mL
HAA 5D	5/6/2013	TRITIUM	0.4	1.14	J		2.3	pCi/mL
HAA 5D	5/6/2014	TRITIUM	0.387	1.07			1.98	pCi/mL
HAA 5D	4/27/2015	TRITIUM	0.419	1.15			2.15	pCi/mL
HAA 9AR	7/1/2002	1,1,1-TRICHLOROETHANE	0.21	1	U		1	ug/L
HAA 9AR	1/14/2003	1,1,1-TRICHLOROETHANE	0.21	1	U		1	ug/L
HAA 9AR	8/20/2003	1,1,1-TRICHLOROETHANE	0.09	1	U		1	ug/L
HAA 9AR	3/11/2004	1,1,1-TRICHLOROETHANE	0.34	1	U	UJ	1	ug/L
HAA 9AR	9/22/2004	1,1,1-TRICHLOROETHANE	0.34	1	U		1	ug/L
HAA 9AR	3/21/2005	1,1,1-TRICHLOROETHANE	0.34	1	U	U	1	ug/L
HAA 9AR	9/23/2005	1,1,1-TRICHLOROETHANE	0.08	0.5	U	U	0.5	ug/L
HAA 9AR	4/6/2006	1,1,1-TRICHLOROETHANE	0.15	0.5	U	U	0.5	ug/L
HAA 9AR	5/15/2007	1,1,1-TRICHLOROETHANE	0.3	2	U	U	2	ug/L
HAA 9AR	4/28/2008	1,1,1-TRICHLOROETHANE	0.79	2	U	U	2	ug/L
HAA 9AR	5/5/2009	1,1,1-TRICHLOROETHANE	0.325	1	U	U	1	ug/L
HAA 9AR	5/5/2009	1,1,1-TRICHLOROETHANE	0.325	1	U	U	1	ug/L
HAA 9AR	5/3/2010	1,1,1-TRICHLOROETHANE	0.79	2	U	U	2	ug/L

Bold indicates concentration exceeds the MCL or USEPA Regional Screening Levels, http://epa.gov/reg3hwmd/risk/human/rb-concentration_table/index.htm. (May 2014 RSL Table)

Station	Date	Analyte	MDL	PQL	Lab Qual	EPA Qual	Result	Units
HAA 9AR	5/4/2011	1,1,1-TRICHLOROETHANE	0.15	2	U	U	2	ug/L
HAA 9AR	4/30/2012	1,1,1-TRICHLOROETHANE	0.15	2	U	U	2	ug/L
HAA 9AR	5/7/2013	1,1,1-TRICHLOROETHANE	0.15	2	U		2	ug/L
HAA 9AR	5/6/2014	1,1,1-TRICHLOROETHANE	0.3	1	U	U	1	ug/L
HAA 9AR	4/22/2015	1,1,1-TRICHLOROETHANE	0.07	1	U	U	1	ug/L
HAA 9AR	5/6/2014	1,1,2,2-TETRACHLOROETHANE	0.3	1	U	U	1	ug/L
HAA 9AR	4/22/2015	1,1,2,2-TETRACHLOROETHANE	0.1	1	U	U	1	ug/L
HAA 9AR	5/6/2014	1,1,2-TRICHLORO-1,2,2-TRIFLUOROETHANE	2	5	U	U	5	ug/L
HAA 9AR	4/22/2015	1,1,2-TRICHLORO-1,2,2-TRIFLUOROETHANE	0.1	1	U	U	1	ug/L
HAA 9AR	5/6/2014	1,1,2-TRICHLOROETHANE	0.3	1	U	U	1	ug/L
HAA 9AR	4/22/2015	1,1,2-TRICHLOROETHANE	0.15	1	U	U	1	ug/L
HAA 9AR	7/1/2002	1,1-DICHLOROETHANE	0.12	1	U		1	ug/L
HAA 9AR	1/14/2003	1,1-DICHLOROETHANE	0.12	1	U		1	ug/L
HAA 9AR	8/20/2003	1,1-DICHLOROETHANE	0.05	1	U		1	ug/L
HAA 9AR	3/11/2004	1,1-DICHLOROETHANE	0.41	1	U	UJ	1	ug/L
HAA 9AR	9/22/2004	1,1-DICHLOROETHANE	0.41	1	U		1	ug/L
HAA 9AR	3/21/2005	1,1-DICHLOROETHANE	0.41	1	U	U	1	ug/L
HAA 9AR	9/23/2005	1,1-DICHLOROETHANE	0.07	0.5	U	U	0.5	ug/L
HAA 9AR	4/6/2006	1,1-DICHLOROETHANE	0.16	0.5	U	U	0.5	ug/L
HAA 9AR	5/15/2007	1,1-DICHLOROETHANE	0.2	2	U	U	2	ug/L
HAA 9AR	4/28/2008	1,1-DICHLOROETHANE	0.9	2	U	U	2	ug/L
HAA 9AR	5/5/2009	1,1-DICHLOROETHANE	0.3	1	U	U	1	ug/L
HAA 9AR	5/5/2009	1,1-DICHLOROETHANE	0.3	1	U	U	1	ug/L
HAA 9AR	5/3/2010	1,1-DICHLOROETHANE	0.9	2	U	U	2	ug/L
HAA 9AR	5/4/2011	1,1-DICHLOROETHANE	0.1	2	U	U	2	ug/L
HAA 9AR	4/30/2012	1,1-DICHLOROETHANE	0.1	2	U	U	2	ug/L
HAA 9AR	5/7/2013	1,1-DICHLOROETHANE	0.1	2	U		2	ug/L
HAA 9AR	5/6/2014	1,1-DICHLOROETHANE	0.3	1	U	U	1	ug/L
HAA 9AR	4/22/2015	1,1-DICHLOROETHANE	0.07	1	U	U	1	ug/L
HAA 9AR	5/6/2014	1,1-DICHLOROETHYLENE	0.3	1	U	U	1	ug/L
HAA 9AR	4/22/2015	1,1-DICHLOROETHYLENE	0.08	1	U	U	1	ug/L
HAA 9AR	5/6/2014	1,2,3-TRICHLOROBENZENE	0.3	1	U	U	1	ug/L
HAA 9AR	4/22/2015	1,2,3-TRICHLOROBENZENE	0.09	1	U	U	1	ug/L
HAA 9AR	5/6/2014	1,2,4-TRICHLOROBENZENE	0.3	1	U	U	1	ug/L
HAA 9AR	4/22/2015	1,2,4-TRICHLOROBENZENE	0.08	1	U	U	1	ug/L
HAA 9AR	5/6/2014	1,2-DIBROMO-3-CHLOROPROPANE	0.5	1	U	U	1	ug/L
HAA 9AR	4/22/2015	1,2-DIBROMO-3-CHLOROPROPANE	0.41	1	U	U	1	ug/L
HAA 9AR	5/6/2014	1,2-DIBROMOETHANE	0.3	1	U	U	1	ug/L
HAA 9AR	4/22/2015	1,2-DIBROMOETHANE	0.13	1	U	U	1	ug/L
HAA 9AR	5/6/2014	1,2-DICHLOROBENZENE	0.3	1	U	U	1	ug/L
HAA 9AR	4/22/2015	1,2-DICHLOROBENZENE	0.06	1	U	U	1	ug/L
HAA 9AR	5/6/2014	1,2-DICHLOROETHANE (EDC)	0.3	1	U	U	1	ug/L
HAA 9AR	4/22/2015	1,2-DICHLOROETHANE (EDC)	0.1	1	U	U	1	ug/L
HAA 9AR	5/6/2014	1,2-DICHLOROPROPANE	0.3	1	U	U	1	ug/L
HAA 9AR	4/22/2015	1,2-DICHLOROPROPANE	0.1	1	U	U	1	ug/L
HAA 9AR	5/6/2014	1,3-DICHLOROBENZENE	0.3	1	U	U	1	ug/L
HAA 9AR	4/22/2015	1,3-DICHLOROBENZENE	0.08	1	U	U	1	ug/L
HAA 9AR	5/6/2014	1,4-DICHLOROBENZENE	0.3	1	U	U	1	ug/L
HAA 9AR	4/22/2015	1,4-DICHLOROBENZENE	0.12	1	U	U	1	ug/L
HAA 9AR	5/6/2014	1,4-DIOXANE	15	50	U	U	50	ug/L
HAA 9AR	4/22/2015	1,4-DIOXANE	7.6	80	U	U	80	ug/L
HAA 9AR	5/6/2014	2-HEXANONE	1.5	5	U	U	5	ug/L
HAA 9AR	4/22/2015	2-HEXANONE	0.22	5	U	U	5	ug/L
HAA 9AR	5/6/2014	ACETONE	1.5	5	U	U	5	ug/L
HAA 9AR	4/22/2015	ACETONE	0.34	2		J	3.4	ug/L
HAA 9AR	5/6/2014	BENZENE	0.3	1	U	U	1	ug/L
HAA 9AR	4/22/2015	BENZENE	0.06	1	U	U	1	ug/L
HAA 9AR	5/6/2014	BROMOCHLOROMETHANE	0.3	1	U	U	1	ug/L
HAA 9AR	4/22/2015	BROMOCHLOROMETHANE	0.13	1	U	U	1	ug/L
HAA 9AR	5/6/2014	BROMODICHLOROMETHANE	0.3	1	U	U	1	ug/L
HAA 9AR	4/22/2015	BROMODICHLOROMETHANE	0.09	1	U	U	1	ug/L
HAA 9AR	5/6/2014	BROMOFORM (TRIBROMOMETHANE)	0.3	1	U	U	1	ug/L
HAA 9AR	4/22/2015	BROMOFORM (TRIBROMOMETHANE)	0.17	1	U	U	1	ug/L
HAA 9AR	5/6/2014	BROMOMETHANE (METHYL BROMIDE)	0.3	1	U	U	1	ug/L
HAA 9AR	4/22/2015	BROMOMETHANE (METHYL BROMIDE)	0.25	2	U	U	2	ug/L
HAA 9AR	7/1/2002	CADMIUM	0.4	12	U		12	ug/L
HAA 9AR	1/14/2003	CADMIUM	0.4	12	J		0.598	ug/L
HAA 9AR	8/20/2003	CADMIUM	1.1	12	U		12	ug/L
HAA 9AR	3/11/2004	CADMIUM	0.04	1	U	U	1	ug/L
HAA 9AR	9/22/2004	CADMIUM	0.04	1	U		1	ug/L
HAA 9AR	3/21/2005	CADMIUM	0.1	1	U	U	1	ug/L

Bold indicates concentration exceeds the MCL or USEPA Regional Screening Levels, http://epa.gov/reg3hwm/risk/human/rb-concentration_table/index.htm. (May 2014 RSL Table)

Station	Date	Analyte	MDL	PQL	Lab Qual	EPA Qual	Result	Units
HAA 9AR	9/23/2005	CADMIUM	0.0672	0.5	U	U	0.5	ug/L
HAA 9AR	4/6/2006	CADMIUM	0.0574	0.5	U	U	0.5	ug/L
HAA 9AR	5/15/2007	CADMIUM	0.057	0.5	U	U	0.5	ug/L
HAA 9AR	4/28/2008	CADMIUM	0.1	1	U	U	1	ug/L
HAA 9AR	5/5/2009	CADMIUM	1	10	U	U	10	ug/L
HAA 9AR	5/5/2009	CADMIUM	1	10	U	U	10	ug/L
HAA 9AR	5/3/2010	CADMIUM	0.2	2	U	U	2	ug/L
HAA 9AR	5/4/2011	CADMIUM	0.2	2	U	U	2	ug/L
HAA 9AR	4/30/2012	CADMIUM	0.2	2	U	U	2	ug/L
HAA 9AR	5/7/2013	CADMIUM	0.2	2	U		2	ug/L
HAA 9AR	5/6/2014	CADMIUM	0.1	1	U	U	1	ug/L
HAA 9AR	4/22/2015	CADMIUM	0.1	1	U	U	1	ug/L
HAA 9AR	5/6/2014	CARBON DISULFIDE	1.5	5	U	U	5	ug/L
HAA 9AR	4/22/2015	CARBON DISULFIDE	0.05	1	U	U	1	ug/L
HAA 9AR	7/1/2002	CARBON TETRACHLORIDE	0.24	1	U		1	ug/L
HAA 9AR	1/14/2003	CARBON TETRACHLORIDE	0.24	1	U		1	ug/L
HAA 9AR	8/20/2003	CARBON TETRACHLORIDE	0.11	1	U		1	ug/L
HAA 9AR	3/11/2004	CARBON TETRACHLORIDE	0.29	1	U	UJ	1	ug/L
HAA 9AR	9/22/2004	CARBON TETRACHLORIDE	0.29	1	U		1	ug/L
HAA 9AR	3/21/2005	CARBON TETRACHLORIDE	0.29	1	U	U	1	ug/L
HAA 9AR	9/23/2005	CARBON TETRACHLORIDE	0.09	0.5	U	U	0.5	ug/L
HAA 9AR	4/6/2006	CARBON TETRACHLORIDE	0.15	0.5	U	U	0.5	ug/L
HAA 9AR	5/15/2007	CARBON TETRACHLORIDE	0.4	2	U	U	2	ug/L
HAA 9AR	4/28/2008	CARBON TETRACHLORIDE	1.04	2	U	U	2	ug/L
HAA 9AR	5/5/2009	CARBON TETRACHLORIDE	0.26	1	U	U	1	ug/L
HAA 9AR	5/5/2009	CARBON TETRACHLORIDE	0.26	1	U	U	1	ug/L
HAA 9AR	5/3/2010	CARBON TETRACHLORIDE	1.04	2	U	U	2	ug/L
HAA 9AR	5/4/2011	CARBON TETRACHLORIDE	0.13	2	U	U	2	ug/L
HAA 9AR	4/30/2012	CARBON TETRACHLORIDE	0.13	2	U	U	2	ug/L
HAA 9AR	5/7/2013	CARBON TETRACHLORIDE	0.13	2	U		2	ug/L
HAA 9AR	5/6/2014	CARBON TETRACHLORIDE	0.3	1	U	U	1	ug/L
HAA 9AR	4/22/2015	CARBON TETRACHLORIDE	0.13	1	U	U	1	ug/L
HAA 9AR	5/6/2014	CHLOROBENZENE	0.3	1	U	U	1	ug/L
HAA 9AR	4/22/2015	CHLOROBENZENE	0.15	1	U	U	1	ug/L
HAA 9AR	5/6/2014	CHLOROETHANE (ETHYL CHLORIDE)	0.3	1	U	U	1	ug/L
HAA 9AR	4/22/2015	CHLOROETHANE (ETHYL CHLORIDE)	0.1	2	U	U	2	ug/L
HAA 9AR	5/6/2014	CHLOROETHENE (VINYL CHLORIDE)	0.3	1	U	U	1	ug/L
HAA 9AR	4/22/2015	CHLOROETHENE (VINYL CHLORIDE)	0.08	2	U	U	2	ug/L
HAA 9AR	5/6/2014	CHLOROFORM	0.3	1	U	U	1	ug/L
HAA 9AR	4/22/2015	CHLOROFORM	0.1	1	U	U	1	ug/L
HAA 9AR	5/6/2014	CHLOROMETHANE (METHYL CHLORIDE)	0.3	1	U	U	1	ug/L
HAA 9AR	4/22/2015	CHLOROMETHANE (METHYL CHLORIDE)	0.08	2	U	U	2	ug/L
HAA 9AR	5/6/2014	CIS-1,2-DICHLOROETHYLENE	0.3	1	U	U	1	ug/L
HAA 9AR	4/22/2015	CIS-1,2-DICHLOROETHYLENE	0.09	1	U	U	1	ug/L
HAA 9AR	5/6/2014	CIS-1,3-DICHLOROPROPENE	0.3	1	U	U	1	ug/L
HAA 9AR	4/22/2015	CIS-1,3-DICHLOROPROPENE	0.07	1	U	U	1	ug/L
HAA 9AR	5/6/2014	CUMENE (ISOPROPYL BENZENE)	0.3	1	U	U	1	ug/L
HAA 9AR	4/22/2015	CUMENE (ISOPROPYL BENZENE)	0.08	1	U	U	1	ug/L
HAA 9AR	5/6/2014	CYCLOHEXANE	0.3	1	U	U	1	ug/L
HAA 9AR	4/22/2015	CYCLOHEXANE	0.07	1	U	U	1	ug/L
HAA 9AR	5/6/2014	DIBROMOCHLOROMETHANE	0.3	1	U	U	1	ug/L
HAA 9AR	4/22/2015	DIBROMOCHLOROMETHANE	0.13	1	U	U	1	ug/L
HAA 9AR	5/6/2014	DICHLORODIFLUOROMETHANE	0.3	1	U	U	1	ug/L
HAA 9AR	4/22/2015	DICHLORODIFLUOROMETHANE	0.08	2	U	U	2	ug/L
HAA 9AR	5/6/2014	DICHLOROMETHANE (METHYLENE CHLORIDE)	1	5	U	U	5	ug/L
HAA 9AR	4/22/2015	DICHLOROMETHANE (METHYLENE CHLORIDE)	0.27	1	U	U	1	ug/L
HAA 9AR	5/6/2014	ETHYLBENZENE	0.3	1	U	U	1	ug/L
HAA 9AR	4/22/2015	ETHYLBENZENE	0.09	1	U	U	1	ug/L
HAA 9AR	1/14/2003	GROSS ALPHA	8.16	13.04	U	U	4.87	pCi/L
HAA 9AR	1/14/2003	GROSS ALPHA	8.16	13.04	U		4.87	pCi/L
HAA 9AR	7/24/2003	GROSS ALPHA	1.26	2.93	U		0.591	pCi/L
HAA 9AR	8/10/2004	GROSS ALPHA	7.06	14	U		0.973	pCi/L
HAA 9AR	4/6/2006	GROSS ALPHA	0.49	1.29	J	J	1.07	pCi/L
HAA 9AR	4/6/2006	GROSS ALPHA	0.46	1.18	J	J	0.78	pCi/L
HAA 9AR	7/27/2006	GROSS ALPHA	2.52	5.94	U		1.09	pCi/L
HAA 9AR	5/15/2007	GROSS ALPHA	2.56	6.8	U	U	1.9	pCi/L
HAA 9AR	9/20/2007	GROSS ALPHA	2.75	6.54	U		1.37	pCi/L
HAA 9AR	4/28/2008	GROSS ALPHA	2.78	5.59	U	U	0.485	pCi/L
HAA 9AR	9/4/2008	GROSS ALPHA	2.71	6.21	U		1.02	pCi/L
HAA 9AR	5/5/2009	GROSS ALPHA	2.68	7.25	U	U	2.34	pCi/L
HAA 9AR	5/5/2009	GROSS ALPHA	2.67	6.41	U	U	1.42	pCi/L

Bold indicates concentration exceeds the MCL or USEPA Regional Screening Levels, http://epa.gov/reg3hwm/risk/human/rb-concentration_table/index.htm. (May 2014 RSL Table)

Station	Date	Analyte	MDL	PQL	Lab Qual	EPA Qual	Result	Units
HAA 9AR	8/31/2009	GROSS ALPHA	3.6	12.6	J		6.99	pCi/L
HAA 9AR	8/23/2010	GROSS ALPHA	9.71	24	U		4.62	pCi/L
HAA 9AR	10/25/2011	GROSS ALPHA	2.78	5.98	U		1.14	pCi/L
HAA 9AR	4/30/2012	GROSS ALPHA	2.59	6.05	U	UJ	1.16	pCi/L
HAA 9AR	5/7/2013	GROSS ALPHA	2.52	4.46	U		0.106	pCi/L
HAA 9AR	5/6/2014	GROSS ALPHA	2.23	3.97	U	U	0.0427	pCi/L
HAA 9AR	4/22/2015	GROSS ALPHA	2.07	4.34	U	U	0.542	pCi/L
HAA 9AR	7/1/2002	LEAD	0.9	8	U		8	ug/L
HAA 9AR	1/14/2003	LEAD	0.9	8	U		8	ug/L
HAA 9AR	8/20/2003	LEAD	2.2	8	U		8	ug/L
HAA 9AR	3/11/2004	LEAD	0.05	2	J	U	0.624	ug/L
HAA 9AR	9/22/2004	LEAD	0.05	2	J		0.343	ug/L
HAA 9AR	3/21/2005	LEAD	0.5	2	U	U	2	ug/L
HAA 9AR	9/23/2005	LEAD	0.565	3	U	U	3	ug/L
HAA 9AR	4/6/2006	LEAD	0.492	3			4.5	ug/L
HAA 9AR	5/15/2007	LEAD	0.49	3	J	J	1.4	ug/L
HAA 9AR	4/28/2008	LEAD	0.1	1	J	J	0.351	ug/L
HAA 9AR	5/5/2009	LEAD	2	20	U	U	20	ug/L
HAA 9AR	5/5/2009	LEAD	2	20	U	U	20	ug/L
HAA 9AR	5/3/2010	LEAD	0.4	4	J	J	0.833	ug/L
HAA 9AR	5/4/2011	LEAD	1	10			45.6	ug/L
HAA 9AR	4/30/2012	LEAD	1	10	U	U	10	ug/L
HAA 9AR	5/7/2013	LEAD	1	10	U		10	ug/L
HAA 9AR	5/6/2014	LEAD	0.5	5	J	J	0.663	ug/L
HAA 9AR	4/22/2015	LEAD	0.5	5	U	U	5	ug/L
HAA 9AR	5/6/2014	M,P-XYLENE	0.3	2	U	U	2	ug/L
HAA 9AR	4/22/2015	M,P-XYLENE	0.14	2	U	U	2	ug/L
HAA 9AR	5/6/2014	METHYL ACETATE	1.5	5	U	U	5	ug/L
HAA 9AR	4/22/2015	METHYL ACETATE	0.37	25	U	U	25	ug/L
HAA 9AR	5/6/2014	METHYL ETHYL KETONE	1.5	5	U	U	5	ug/L
HAA 9AR	4/22/2015	METHYL ETHYL KETONE	0.52	5	U	U	5	ug/L
HAA 9AR	5/6/2014	METHYL ISOBUTYL KETONE	1.5	5	U	U	5	ug/L
HAA 9AR	4/22/2015	METHYL ISOBUTYL KETONE	0.12	5	U	U	5	ug/L
HAA 9AR	5/6/2014	METHYL TERTIARY BUTYL ETHER (MTBE)	0.3	1	U	U	1	ug/L
HAA 9AR	4/22/2015	METHYL TERTIARY BUTYL ETHER (MTBE)	0.11	2	U	U	2	ug/L
HAA 9AR	5/6/2014	METHYLCYCLOHEXANE	0.3	1	U	U	1	ug/L
HAA 9AR	4/22/2015	METHYLCYCLOHEXANE	0.1	4	U	U	4	ug/L
HAA 9AR	7/1/2002	NONVOLATILE BETA	25.8	40.88	U		21	pCi/L
HAA 9AR	7/1/2002	NONVOLATILE BETA	25.9	35.98	U		-2.62	pCi/L
HAA 9AR	1/14/2003	NONVOLATILE BETA	8.98	14.08	U	U	6.05	pCi/L
HAA 9AR	1/14/2003	NONVOLATILE BETA	8.95	13.99	U	U	5.49	pCi/L
HAA 9AR	7/24/2003	NONVOLATILE BETA	1.52	4.18	J		5.08	pCi/L
HAA 9AR	8/20/2003	NONVOLATILE BETA			J		4.42	pCi/L
HAA 9AR	3/11/2004	NONVOLATILE BETA	1.14	2.544			4.17	pCi/L
HAA 9AR	8/10/2004	NONVOLATILE BETA	11.4	36.1			72.7	pCi/L
HAA 9AR	9/22/2004	NONVOLATILE BETA	8.6	20.2	J		8.93	pCi/L
HAA 9AR	9/22/2004	NONVOLATILE BETA	8.58	20.1	U		7.92	pCi/L
HAA 9AR	3/21/2005	NONVOLATILE BETA	8.69	21.6	J	UJ	14.7	pCi/L
HAA 9AR	9/23/2005	NONVOLATILE BETA	4.24	9.98	U	U	2.93	pCi/L
HAA 9AR	4/6/2006	NONVOLATILE BETA	1.1	3.06		J	16.4	pCi/L
HAA 9AR	4/6/2006	NONVOLATILE BETA	1.2	3.04		J	10.8	pCi/L
HAA 9AR	7/27/2006	NONVOLATILE BETA	4.36	10.3	U		3.27	pCi/L
HAA 9AR	5/15/2007	NONVOLATILE BETA	4.47	10.4	U	U	2.3	pCi/L
HAA 9AR	9/20/2007	NONVOLATILE BETA	4.57	10.8	U		2.87	pCi/L
HAA 9AR	4/28/2008	NONVOLATILE BETA	4.47	11.6	J	J	6.6	pCi/L
HAA 9AR	9/4/2008	NONVOLATILE BETA	4.26	11.1	J		5.9	pCi/L
HAA 9AR	5/5/2009	NONVOLATILE BETA	4.68	11.1	U	U	3.57	pCi/L
HAA 9AR	5/5/2009	NONVOLATILE BETA	4.57	10.6	U	U	2.76	pCi/L
HAA 9AR	8/31/2009	NONVOLATILE BETA	4.73	23.4			73.7	pCi/L
HAA 9AR	5/3/2010	NONVOLATILE BETA	4.54	11.6	J	J	6.51	pCi/L
HAA 9AR	8/23/2010	NONVOLATILE BETA	6.75	44.2			277	pCi/L
HAA 9AR	5/4/2011	NONVOLATILE BETA	4.28	12.2	J	J	10.2	pCi/L
HAA 9AR	10/25/2011	NONVOLATILE BETA	1.7	4.08	J		2.47	pCi/L
HAA 9AR	4/30/2012	NONVOLATILE BETA	4.23	12.3	J	J	10.5	pCi/L
HAA 9AR	5/7/2013	NONVOLATILE BETA	4.32	9.96	U		2.52	pCi/L
HAA 9AR	5/6/2014	NONVOLATILE BETA	3.96	8.33	U	U	-0.14	pCi/L
HAA 9AR	4/22/2015	NONVOLATILE BETA	4.17	8.45	U	U	-0.489	pCi/L
HAA 9AR	5/6/2014	O-XYLENE	0.3	1	U	U	1	ug/L
HAA 9AR	4/22/2015	O-XYLENE	0.06	1	U	U	1	ug/L
HAA 9AR	5/6/2014	STYRENE	0.3	1	U	U	1	ug/L
HAA 9AR	4/22/2015	STYRENE	0.07	1	U	U	1	ug/L

Bold indicates concentration exceeds the MCL or USEPA Regional Screening Levels, http://epa.gov/reg3hwm/risk/human/rb-concentration_table/index.htm. (May 2014 RSL Table)

Station	Date	Analyte	MDL	PQL	Lab Qual	EPA Qual	Result	Units
HAA 9AR	5/6/2014	TETRACHLOROETHYLENE (PCE)	0.3	1	U	U	1	ug/L
HAA 9AR	4/22/2015	TETRACHLOROETHYLENE (PCE)	0.18	1	U	U	1	ug/L
HAA 9AR	5/6/2014	TOLUENE	0.3	1	U	U	1	ug/L
HAA 9AR	4/22/2015	TOLUENE	0.07	1	J	U	0.18	ug/L
HAA 9AR	5/6/2014	TRANS-1,2-DICHLOROETHYLENE	0.3	1	U	U	1	ug/L
HAA 9AR	4/22/2015	TRANS-1,2-DICHLOROETHYLENE	0.08	1	U	U	1	ug/L
HAA 9AR	5/6/2014	TRANS-1,3-DICHLOROPROPENE	0.3	1	U	U	1	ug/L
HAA 9AR	4/22/2015	TRANS-1,3-DICHLOROPROPENE	0.08	1	U	U	1	ug/L
HAA 9AR	7/1/2002	TRICHLOROETHYLENE (TCE)	0.28	1	U		1	ug/L
HAA 9AR	1/14/2003	TRICHLOROETHYLENE (TCE)	0.28	1	U		1	ug/L
HAA 9AR	8/20/2003	TRICHLOROETHYLENE (TCE)	0.16	1	U		1	ug/L
HAA 9AR	3/11/2004	TRICHLOROETHYLENE (TCE)	0.36	1	U	UJ	1	ug/L
HAA 9AR	9/22/2004	TRICHLOROETHYLENE (TCE)	0.36	1	U		1	ug/L
HAA 9AR	3/21/2005	TRICHLOROETHYLENE (TCE)	0.36	1	U	U	1	ug/L
HAA 9AR	9/23/2005	TRICHLOROETHYLENE (TCE)	0.13	0.5	U	U	0.5	ug/L
HAA 9AR	4/6/2006	TRICHLOROETHYLENE (TCE)	0.2	0.5	U	U	0.5	ug/L
HAA 9AR	5/15/2007	TRICHLOROETHYLENE (TCE)	0.2	2	U	U	2	ug/L
HAA 9AR	4/28/2008	TRICHLOROETHYLENE (TCE)	0.97	2	U	U	2	ug/L
HAA 9AR	5/5/2009	TRICHLOROETHYLENE (TCE)	0.25	1	U	U	1	ug/L
HAA 9AR	5/5/2009	TRICHLOROETHYLENE (TCE)	0.25	1	U	U	1	ug/L
HAA 9AR	5/3/2010	TRICHLOROETHYLENE (TCE)	0.97	2	U	U	2	ug/L
HAA 9AR	5/4/2011	TRICHLOROETHYLENE (TCE)	0.1	2	U	U	2	ug/L
HAA 9AR	4/30/2012	TRICHLOROETHYLENE (TCE)	0.1	2	U	U	2	ug/L
HAA 9AR	5/7/2013	TRICHLOROETHYLENE (TCE)	0.1	2	U		2	ug/L
HAA 9AR	5/6/2014	TRICHLOROETHYLENE (TCE)	0.3	1	U	U	1	ug/L
HAA 9AR	4/22/2015	TRICHLOROETHYLENE (TCE)	0.25	1	U	U	1	ug/L
HAA 9AR	5/6/2014	TRICHLOROFLUOROMETHANE	0.3	1	U	U	1	ug/L
HAA 9AR	4/22/2015	TRICHLOROFLUOROMETHANE	0.11	1	U	U	1	ug/L
HAA 9AR	7/1/2002	TRITIUM	0.592	1.318	U		0.509	pCi/mL
HAA 9AR	7/1/2002	TRITIUM	0.562	1.25	U		0.456	pCi/mL
HAA 9AR	1/14/2003	TRITIUM	0.588	1.342	J	J	0.814	pCi/mL
HAA 9AR	1/14/2003	TRITIUM	0.613	1.355	U	U	0.419	pCi/mL
HAA 9AR	7/24/2003	TRITIUM	0.285	0.629	U		0.0744	pCi/mL
HAA 9AR	8/20/2003	TRITIUM			U		0.0399	pCi/mL
HAA 9AR	3/11/2004	TRITIUM	0.339	0.733	U	U	0.0653	pCi/mL
HAA 9AR	8/10/2004	TRITIUM	0.835	1.82	U		0.084	pCi/mL
HAA 9AR	9/22/2004	TRITIUM	0.869	1.87	U		-0.35	pCi/mL
HAA 9AR	3/21/2005	TRITIUM	0.891	2	U	U	0.629	pCi/mL
HAA 9AR	3/21/2005	TRITIUM	0.886	1.97	U	U	0.476	pCi/mL
HAA 9AR	9/23/2005	TRITIUM	0.828	1.83	U	UJ	0.299	pCi/mL
HAA 9AR	4/6/2006	TRITIUM	0.22	0.54	J	J	0.26	pCi/mL
HAA 9AR	7/27/2006	TRITIUM	0.982	2.18	U		0.521	pCi/mL
HAA 9AR	7/27/2006	TRITIUM	0.984	2.17	U		0.41	pCi/mL
HAA 9AR	5/15/2007	TRITIUM	0.575	1.24	U	U	-0.0676	pCi/mL
HAA 9AR	9/20/2007	TRITIUM	0.615	1.34	U		0.058	pCi/mL
HAA 9AR	4/28/2008	TRITIUM	0.46	1.01	U	U	0.123	pCi/mL
HAA 9AR	9/4/2008	TRITIUM	0.589	1.3	U		0.262	pCi/mL
HAA 9AR	5/5/2009	TRITIUM	0.582	1.27	U	U	0.0998	pCi/mL
HAA 9AR	5/5/2009	TRITIUM	0.586	1.25	U	U	-0.166	pCi/mL
HAA 9AR	8/31/2009	TRITIUM	0.451	1.01	U		0.277	pCi/mL
HAA 9AR	5/3/2010	TRITIUM	0.456	1.01	U	U	0.225	pCi/mL
HAA 9AR	8/23/2010	TRITIUM	0.558	1.22	U		0.289	pCi/mL
HAA 9AR	5/4/2011	TRITIUM	0.588	1.27	U	U	-0.00761	pCi/mL
HAA 9AR	10/25/2011	TRITIUM	0.586	1.28	U		0.312	pCi/mL
HAA 9AR	4/30/2012	TRITIUM	0.47	1.05	U	U	0.319	pCi/mL
HAA 9AR	5/7/2013	TRITIUM	0.394	0.933	U		0.624	pCi/mL
HAA 9AR	5/6/2014	TRITIUM	0.39	0.911	J	J	0.527	pCi/mL
HAA 9AR	4/22/2015	TRITIUM	0.525	1.16	U	U	0.221	pCi/mL
HAA 9D	7/1/2002	1,1,1-TRICHLOROETHANE	0.21	1	U		1	ug/L
HAA 9D	1/14/2003	1,1,1-TRICHLOROETHANE	0.21	1	U		1	ug/L
HAA 9D	8/20/2003	1,1,1-TRICHLOROETHANE	0.09	1	U		1	ug/L
HAA 9D	3/11/2004	1,1,1-TRICHLOROETHANE	0.34	1	U	UJ	1	ug/L
HAA 9D	9/22/2004	1,1,1-TRICHLOROETHANE	0.34	1	U		1	ug/L
HAA 9D	3/21/2005	1,1,1-TRICHLOROETHANE	0.34	1	U	U	1	ug/L
HAA 9D	3/21/2005	1,1,1-TRICHLOROETHANE	0.34	1	U	U	1	ug/L
HAA 9D	9/23/2005	1,1,1-TRICHLOROETHANE	0.08	0.5	U	U	0.5	ug/L
HAA 9D	4/6/2006	1,1,1-TRICHLOROETHANE	0.15	0.5	U	U	0.5	ug/L
HAA 9D	5/15/2007	1,1,1-TRICHLOROETHANE	0.3	2	U	U	2	ug/L
HAA 9D	5/15/2007	1,1,1-TRICHLOROETHANE	0.3	2	U	U	2	ug/L
HAA 9D	4/28/2008	1,1,1-TRICHLOROETHANE	0.79	2	U	U	2	ug/L
HAA 9D	5/5/2009	1,1,1-TRICHLOROETHANE	0.325	1	U	U	1	ug/L

Bold indicates concentration exceeds the MCL or USEPA Regional Screening Levels, http://epa.gov/reg3hwm/risk/human/rb-concentration_table/index.htm. (May 2014 RSL Table)

Station	Date	Analyte	MDL	PQL	Lab Qual	EPA Qual	Result	Units
HAA 9D	5/3/2010	1,1,1-TRICHLOROETHANE	0.79	2	U	U	2	ug/L
HAA 9D	5/3/2011	1,1,1-TRICHLOROETHANE	0.15	2	U	U	2	ug/L
HAA 9D	4/30/2012	1,1,1-TRICHLOROETHANE	0.15	2	U	U	2	ug/L
HAA 9D	5/7/2013	1,1,1-TRICHLOROETHANE	0.15	2	U		2	ug/L
HAA 9D	5/6/2014	1,1,1-TRICHLOROETHANE	0.3	1	U	U	1	ug/L
HAA 9D	4/22/2015	1,1,1-TRICHLOROETHANE	0.07	1	U	U	1	ug/L
HAA 9D	4/22/2015	1,1,1-TRICHLOROETHANE	0.07	1	U	U	1	ug/L
HAA 9D	5/6/2014	1,1,2,2-TETRACHLOROETHANE	0.3	1	U	U	1	ug/L
HAA 9D	4/22/2015	1,1,2,2-TETRACHLOROETHANE	0.1	1	U	U	1	ug/L
HAA 9D	4/22/2015	1,1,2,2-TETRACHLOROETHANE	0.1	1	U	U	1	ug/L
HAA 9D	5/6/2014	1,1,2-TRICHLORO-1,2,2-TRIFLUOROETHANE	2	5	U	U	5	ug/L
HAA 9D	4/22/2015	1,1,2-TRICHLORO-1,2,2-TRIFLUOROETHANE	0.1	1	U	U	1	ug/L
HAA 9D	4/22/2015	1,1,2-TRICHLORO-1,2,2-TRIFLUOROETHANE	0.1	1	U	U	1	ug/L
HAA 9D	5/6/2014	1,1,2-TRICHLOROETHANE	0.3	1	U	U	1	ug/L
HAA 9D	4/22/2015	1,1,2-TRICHLOROETHANE	0.15	1	U	U	1	ug/L
HAA 9D	4/22/2015	1,1,2-TRICHLOROETHANE	0.15	1	U	U	1	ug/L
HAA 9D	7/1/2002	1,1-DICHLOROETHANE	0.12	1	U		1	ug/L
HAA 9D	1/14/2003	1,1-DICHLOROETHANE	0.12	1	U		1	ug/L
HAA 9D	8/20/2003	1,1-DICHLOROETHANE	0.05	1	U		1	ug/L
HAA 9D	3/11/2004	1,1-DICHLOROETHANE	0.41	1	U	UJ	1	ug/L
HAA 9D	9/22/2004	1,1-DICHLOROETHANE	0.41	1	U		1	ug/L
HAA 9D	3/21/2005	1,1-DICHLOROETHANE	0.41	1	U	U	1	ug/L
HAA 9D	3/21/2005	1,1-DICHLOROETHANE	0.41	1	U	U	1	ug/L
HAA 9D	9/23/2005	1,1-DICHLOROETHANE	0.07	0.5	U	U	0.5	ug/L
HAA 9D	4/6/2006	1,1-DICHLOROETHANE	0.16	0.5	U	U	0.5	ug/L
HAA 9D	5/15/2007	1,1-DICHLOROETHANE	0.2	2	U	U	2	ug/L
HAA 9D	5/15/2007	1,1-DICHLOROETHANE	0.2	2	U	U	2	ug/L
HAA 9D	4/28/2008	1,1-DICHLOROETHANE	0.9	2	U	U	2	ug/L
HAA 9D	5/5/2009	1,1-DICHLOROETHANE	0.3	1	U	U	1	ug/L
HAA 9D	5/3/2010	1,1-DICHLOROETHANE	0.9	2	U	U	2	ug/L
HAA 9D	5/3/2011	1,1-DICHLOROETHANE	0.1	2	U	U	2	ug/L
HAA 9D	4/30/2012	1,1-DICHLOROETHANE	0.1	2	U	U	2	ug/L
HAA 9D	5/7/2013	1,1-DICHLOROETHANE	0.1	2	U		2	ug/L
HAA 9D	5/6/2014	1,1-DICHLOROETHANE	0.3	1	U	U	1	ug/L
HAA 9D	4/22/2015	1,1-DICHLOROETHANE	0.07	1	U	U	1	ug/L
HAA 9D	4/22/2015	1,1-DICHLOROETHANE	0.07	1	U	U	1	ug/L
HAA 9D	5/6/2014	1,1-DICHLOROETHYLENE	0.3	1	U	U	1	ug/L
HAA 9D	4/22/2015	1,1-DICHLOROETHYLENE	0.08	1	U	U	1	ug/L
HAA 9D	4/22/2015	1,1-DICHLOROETHYLENE	0.08	1	U	U	1	ug/L
HAA 9D	5/6/2014	1,2,3-TRICHLOROBENZENE	0.3	1	U	U	1	ug/L
HAA 9D	4/22/2015	1,2,3-TRICHLOROBENZENE	0.09	1	U	U	1	ug/L
HAA 9D	4/22/2015	1,2,3-TRICHLOROBENZENE	0.09	1	U	U	1	ug/L
HAA 9D	5/6/2014	1,2,4-TRICHLOROBENZENE	0.3	1	U	U	1	ug/L
HAA 9D	4/22/2015	1,2,4-TRICHLOROBENZENE	0.08	1	U	U	1	ug/L
HAA 9D	4/22/2015	1,2,4-TRICHLOROBENZENE	0.08	1	U	U	1	ug/L
HAA 9D	5/6/2014	1,2-DIBROMO-3-CHLOROPROPANE	0.5	1	U	U	1	ug/L
HAA 9D	4/22/2015	1,2-DIBROMO-3-CHLOROPROPANE	0.41	1	U	U	1	ug/L
HAA 9D	4/22/2015	1,2-DIBROMO-3-CHLOROPROPANE	0.41	1	U	U	1	ug/L
HAA 9D	5/6/2014	1,2-DIBROMOETHANE	0.3	1	U	U	1	ug/L
HAA 9D	4/22/2015	1,2-DIBROMOETHANE	0.13	1	U	U	1	ug/L
HAA 9D	4/22/2015	1,2-DIBROMOETHANE	0.13	1	U	U	1	ug/L
HAA 9D	5/6/2014	1,2-DICHLOROBENZENE	0.3	1	U	U	1	ug/L
HAA 9D	4/22/2015	1,2-DICHLOROBENZENE	0.06	1	U	U	1	ug/L
HAA 9D	4/22/2015	1,2-DICHLOROBENZENE	0.06	1	U	U	1	ug/L
HAA 9D	5/6/2014	1,2-DICHLOROETHANE (EDC)	0.3	1	U	U	1	ug/L
HAA 9D	4/22/2015	1,2-DICHLOROETHANE (EDC)	0.1	1	U	U	1	ug/L
HAA 9D	4/22/2015	1,2-DICHLOROETHANE (EDC)	0.1	1	U	U	1	ug/L
HAA 9D	5/6/2014	1,2-DICHLOROPROPANE	0.3	1	U	U	1	ug/L
HAA 9D	4/22/2015	1,2-DICHLOROPROPANE	0.1	1	U	U	1	ug/L
HAA 9D	4/22/2015	1,2-DICHLOROPROPANE	0.1	1	U	U	1	ug/L
HAA 9D	5/6/2014	1,3-DICHLOROBENZENE	0.3	1	U	U	1	ug/L
HAA 9D	4/22/2015	1,3-DICHLOROBENZENE	0.08	1	U	U	1	ug/L
HAA 9D	4/22/2015	1,3-DICHLOROBENZENE	0.08	1	U	U	1	ug/L
HAA 9D	5/6/2014	1,4-DICHLOROBENZENE	0.3	1	U	U	1	ug/L
HAA 9D	4/22/2015	1,4-DICHLOROBENZENE	0.12	1	U	U	1	ug/L
HAA 9D	4/22/2015	1,4-DICHLOROBENZENE	0.12	1	U	U	1	ug/L
HAA 9D	5/6/2014	1,4-DIOXANE	15	50	U	U	50	ug/L
HAA 9D	4/22/2015	1,4-DIOXANE	7.6	80	U	U	80	ug/L
HAA 9D	4/22/2015	1,4-DIOXANE	7.6	80	U	U	80	ug/L
HAA 9D	5/6/2014	2-HEXANONE	1.5	5	U	U	5	ug/L
HAA 9D	4/22/2015	2-HEXANONE	0.22	5	U	U	5	ug/L

Bold indicates concentration exceeds the MCL or USEPA Regional Screening Levels, http://epa.gov/reg3hwm/risk/human/rb-concentration_table/index.htm. (May 2014 RSL Table)

Station	Date	Analyte	MDL	PQL	Lab Qual	EPA Qual	Result	Units
HAA 9D	4/22/2015	2-HEXANONE	0.22	5	U	U	5	ug/L
HAA 9D	5/6/2014	ACETONE	1.5	5	U	U	5	ug/L
HAA 9D	4/22/2015	ACETONE	0.34	2		J	4.2	ug/L
HAA 9D	4/22/2015	ACETONE	0.34	2		J	4.1	ug/L
HAA 9D	5/6/2014	BENZENE	0.3	1	U	U	1	ug/L
HAA 9D	4/22/2015	BENZENE	0.06	1	U	U	1	ug/L
HAA 9D	4/22/2015	BENZENE	0.06	1	U	U	1	ug/L
HAA 9D	5/6/2014	BROMOCHLOROMETHANE	0.3	1	U	U	1	ug/L
HAA 9D	4/22/2015	BROMOCHLOROMETHANE	0.13	1	U	U	1	ug/L
HAA 9D	4/22/2015	BROMOCHLOROMETHANE	0.13	1	U	U	1	ug/L
HAA 9D	5/6/2014	BROMODICHLOROMETHANE	0.3	1	U	U	1	ug/L
HAA 9D	4/22/2015	BROMODICHLOROMETHANE	0.09	1	U	U	1	ug/L
HAA 9D	4/22/2015	BROMODICHLOROMETHANE	0.09	1	U	U	1	ug/L
HAA 9D	5/6/2014	BROMOFORM (TRIBROMOMETHANE)	0.3	1	U	U	1	ug/L
HAA 9D	4/22/2015	BROMOFORM (TRIBROMOMETHANE)	0.17	1	U	U	1	ug/L
HAA 9D	4/22/2015	BROMOFORM (TRIBROMOMETHANE)	0.17	1	U	U	1	ug/L
HAA 9D	5/6/2014	BROMOMETHANE (METHYL BROMIDE)	0.3	1	U	U	1	ug/L
HAA 9D	4/22/2015	BROMOMETHANE (METHYL BROMIDE)	0.25	2	U	U	2	ug/L
HAA 9D	4/22/2015	BROMOMETHANE (METHYL BROMIDE)	0.25	2	U	U	2	ug/L
HAA 9D	7/1/2002	CADMIUM	0.4	12	U		12	ug/L
HAA 9D	1/14/2003	CADMIUM	0.4	12	U		12	ug/L
HAA 9D	8/20/2003	CADMIUM	1.1	12	U		12	ug/L
HAA 9D	3/11/2004	CADMIUM	0.04	1	U	U	1	ug/L
HAA 9D	9/22/2004	CADMIUM	0.04	1	U		1	ug/L
HAA 9D	3/21/2005	CADMIUM	0.1	1	U	U	1	ug/L
HAA 9D	3/21/2005	CADMIUM	0.1	1	U	U	1	ug/L
HAA 9D	9/23/2005	CADMIUM	0.0672	0.5	U	U	0.5	ug/L
HAA 9D	4/6/2006	CADMIUM	0.0574	0.5	U	U	0.5	ug/L
HAA 9D	5/15/2007	CADMIUM	0.057	0.5	U	U	0.5	ug/L
HAA 9D	5/15/2007	CADMIUM	0.057	0.5	U	U	0.5	ug/L
HAA 9D	4/28/2008	CADMIUM	0.1	1	U	U	1	ug/L
HAA 9D	5/5/2009	CADMIUM	1	10	U	U	10	ug/L
HAA 9D	5/3/2010	CADMIUM	0.2	2	U	U	2	ug/L
HAA 9D	5/3/2011	CADMIUM	0.2	2	U	U	2	ug/L
HAA 9D	4/30/2012	CADMIUM	0.2	2	J	J	0.464	ug/L
HAA 9D	6/19/2012	CADMIUM	0.2	2	U	U	2	ug/L
HAA 9D	9/18/2012	CADMIUM	0.1	1	U	UJ	1	ug/L
HAA 9D	3/7/2013	CADMIUM	0.1	1	U	U	1	ug/L
HAA 9D	5/7/2013	CADMIUM	0.2	2	U		2	ug/L
HAA 9D	5/6/2014	CADMIUM	0.1	1	U	U	1	ug/L
HAA 9D	4/22/2015	CADMIUM	0.1	1	U	U	1	ug/L
HAA 9D	4/22/2015	CADMIUM	0.1	1	J	J	0.106	ug/L
HAA 9D	5/6/2014	CARBON DISULFIDE	1.5	5	U	U	5	ug/L
HAA 9D	4/22/2015	CARBON DISULFIDE	0.05	1	U	U	1	ug/L
HAA 9D	4/22/2015	CARBON DISULFIDE	0.05	1	U	U	1	ug/L
HAA 9D	7/1/2002	CARBON TETRACHLORIDE	0.24	1	U		1	ug/L
HAA 9D	1/14/2003	CARBON TETRACHLORIDE	0.24	1	U		1	ug/L
HAA 9D	8/20/2003	CARBON TETRACHLORIDE	0.11	1	U		1	ug/L
HAA 9D	3/11/2004	CARBON TETRACHLORIDE	0.29	1	U	UJ	1	ug/L
HAA 9D	9/22/2004	CARBON TETRACHLORIDE	0.29	1	U		1	ug/L
HAA 9D	3/21/2005	CARBON TETRACHLORIDE	0.29	1	U	U	1	ug/L
HAA 9D	3/21/2005	CARBON TETRACHLORIDE	0.29	1	U	U	1	ug/L
HAA 9D	9/23/2005	CARBON TETRACHLORIDE	0.09	0.5	U	U	0.5	ug/L
HAA 9D	4/6/2006	CARBON TETRACHLORIDE	0.15	0.5	U	U	0.5	ug/L
HAA 9D	5/15/2007	CARBON TETRACHLORIDE	0.4	2	U	U	2	ug/L
HAA 9D	5/15/2007	CARBON TETRACHLORIDE	0.4	2	U	U	2	ug/L
HAA 9D	4/28/2008	CARBON TETRACHLORIDE	1.04	2	U	U	2	ug/L
HAA 9D	5/5/2009	CARBON TETRACHLORIDE	0.26	1	U	U	1	ug/L
HAA 9D	5/3/2010	CARBON TETRACHLORIDE	1.04	2	U	U	2	ug/L
HAA 9D	5/3/2011	CARBON TETRACHLORIDE	0.13	2	U	U	2	ug/L
HAA 9D	4/30/2012	CARBON TETRACHLORIDE	0.13	2	U	U	2	ug/L
HAA 9D	5/7/2013	CARBON TETRACHLORIDE	0.13	2	U		2	ug/L
HAA 9D	5/6/2014	CARBON TETRACHLORIDE	0.3	1	U	U	1	ug/L
HAA 9D	4/22/2015	CARBON TETRACHLORIDE	0.13	1	U	U	1	ug/L
HAA 9D	4/22/2015	CARBON TETRACHLORIDE	0.13	1	U	U	1	ug/L
HAA 9D	5/6/2014	CHLORO BENZENE	0.3	1	U	U	1	ug/L
HAA 9D	4/22/2015	CHLORO BENZENE	0.15	1	U	U	1	ug/L
HAA 9D	4/22/2015	CHLORO BENZENE	0.15	1	U	U	1	ug/L
HAA 9D	5/6/2014	CHLOROETHANE (ETHYL CHLORIDE)	0.3	1	U	U	1	ug/L
HAA 9D	4/22/2015	CHLOROETHANE (ETHYL CHLORIDE)	0.1	2	U	U	2	ug/L
HAA 9D	4/22/2015	CHLOROETHANE (ETHYL CHLORIDE)	0.1	2	U	U	2	ug/L

Bold indicates concentration exceeds the MCL or USEPA Regional Screening Levels, http://epa.gov/reg3hwm/risk/human/rb-concentration_table/index.htm. (May 2014 RSL Table)

Station	Date	Analyte	MDL	PQL	Lab Qual	EPA Qual	Result	Units
HAA 9D	5/6/2014	CHLOROETHENE (VINYL CHLORIDE)	0.3	1	U	U	1	ug/L
HAA 9D	4/22/2015	CHLOROETHENE (VINYL CHLORIDE)	0.08	2	U	U	2	ug/L
HAA 9D	4/22/2015	CHLOROETHENE (VINYL CHLORIDE)	0.08	2	U	U	2	ug/L
HAA 9D	5/6/2014	CHLOROFORM	0.3	1	U	U	1	ug/L
HAA 9D	4/22/2015	CHLOROFORM	0.1	1	U	U	1	ug/L
HAA 9D	4/22/2015	CHLOROFORM	0.1	1	U	U	1	ug/L
HAA 9D	5/6/2014	CHLOROMETHANE (METHYL CHLORIDE)	0.3	1	U	U	1	ug/L
HAA 9D	4/22/2015	CHLOROMETHANE (METHYL CHLORIDE)	0.08	2	U	U	2	ug/L
HAA 9D	4/22/2015	CHLOROMETHANE (METHYL CHLORIDE)	0.08	2	U	U	2	ug/L
HAA 9D	5/6/2014	CIS-1,2-DICHLOROETHYLENE	0.3	1	U	U	1	ug/L
HAA 9D	4/22/2015	CIS-1,2-DICHLOROETHYLENE	0.09	1	U	U	1	ug/L
HAA 9D	4/22/2015	CIS-1,2-DICHLOROETHYLENE	0.09	1	U	U	1	ug/L
HAA 9D	5/6/2014	CIS-1,3-DICHLOROPROPENE	0.3	1	U	U	1	ug/L
HAA 9D	4/22/2015	CIS-1,3-DICHLOROPROPENE	0.07	1	U	U	1	ug/L
HAA 9D	4/22/2015	CIS-1,3-DICHLOROPROPENE	0.07	1	U	U	1	ug/L
HAA 9D	5/6/2014	CUMENE (ISOPROPYLBENZENE)	0.3	1	U	U	1	ug/L
HAA 9D	4/22/2015	CUMENE (ISOPROPYLBENZENE)	0.08	1	U	U	1	ug/L
HAA 9D	4/22/2015	CUMENE (ISOPROPYLBENZENE)	0.08	1	U	U	1	ug/L
HAA 9D	5/6/2014	CYCLOHEXANE	0.3	1	U	U	1	ug/L
HAA 9D	4/22/2015	CYCLOHEXANE	0.07	1	U	U	1	ug/L
HAA 9D	4/22/2015	CYCLOHEXANE	0.07	1	U	U	1	ug/L
HAA 9D	5/6/2014	DIBROMOCHLOROMETHANE	0.3	1	U	U	1	ug/L
HAA 9D	4/22/2015	DIBROMOCHLOROMETHANE	0.13	1	U	U	1	ug/L
HAA 9D	4/22/2015	DIBROMOCHLOROMETHANE	0.13	1	U	U	1	ug/L
HAA 9D	5/6/2014	DICHLORODIFLUOROMETHANE	0.3	1	U	U	1	ug/L
HAA 9D	4/22/2015	DICHLORODIFLUOROMETHANE	0.08	2	U	U	2	ug/L
HAA 9D	4/22/2015	DICHLORODIFLUOROMETHANE	0.08	2	U	U	2	ug/L
HAA 9D	5/6/2014	DICHLOROMETHANE (METHYLENE CHLORIDE)	1	5	U	U	5	ug/L
HAA 9D	4/22/2015	DICHLOROMETHANE (METHYLENE CHLORIDE)	0.27	1	U	U	1	ug/L
HAA 9D	4/22/2015	DICHLOROMETHANE (METHYLENE CHLORIDE)	0.27	1	U	U	1	ug/L
HAA 9D	5/6/2014	ETHYLBENZENE	0.3	1	U	U	1	ug/L
HAA 9D	4/22/2015	ETHYLBENZENE	0.09	1	U	U	1	ug/L
HAA 9D	4/22/2015	ETHYLBENZENE	0.09	1	U	U	1	ug/L
HAA 9D	7/24/2003	GROSS ALPHA	0.975	1.9	U		0.0553	pCi/L
HAA 9D	3/11/2004	GROSS ALPHA	0.423	0.929	U	U	0.358	pCi/L
HAA 9D	8/10/2004	GROSS ALPHA	5.15	10.2	U		0.723	pCi/L
HAA 9D	4/6/2006	GROSS ALPHA	0.41	0.91	U	U	0.15	pCi/L
HAA 9D	7/27/2006	GROSS ALPHA	2.5	5.89	U		1.08	pCi/L
HAA 9D	5/15/2007	GROSS ALPHA	2.52	6.7	U	U	1.87	pCi/L
HAA 9D	5/15/2007	GROSS ALPHA	2.53	6.32	U	U	1.43	pCi/L
HAA 9D	4/28/2008	GROSS ALPHA	2.68	3.57	U	U	-0.434	pCi/L
HAA 9D	5/5/2009	GROSS ALPHA	2.62	4.56	U	U	0.0457	pCi/L
HAA 9D	8/23/2010	GROSS ALPHA	1.44	4.06	J		1.98	pCi/L
HAA 9D	4/30/2012	GROSS ALPHA	2.44	6.24	U	UJ	1.6	pCi/L
HAA 9D	6/19/2012	GROSS ALPHA	0.93	2.03	U	U	0.37	pCi/L
HAA 9D	9/18/2012	GROSS ALPHA	2.25	4.67	U	U	0.697	pCi/L
HAA 9D	3/7/2013	GROSS ALPHA	0.8	1.78	U	U	0.38	pCi/L
HAA 9D	5/7/2013	GROSS ALPHA	2.5	5.13	U		0.554	pCi/L
HAA 9D	5/6/2014	GROSS ALPHA	2.22	5.39	U	U	1.19	pCi/L
HAA 9D	4/22/2015	GROSS ALPHA	2.06	4.33	U	U	0.54	pCi/L
HAA 9D	4/22/2015	GROSS ALPHA	2.06	3.71	U	U	0.152	pCi/L
HAA 9D	7/1/2002	LEAD	0.9	8	U		8	ug/L
HAA 9D	1/14/2003	LEAD	0.9	8	J		4.55	ug/L
HAA 9D	8/20/2003	LEAD	2.2	8	J		2.8	ug/L
HAA 9D	3/11/2004	LEAD	0.05	2	UJ	U	0.359	ug/L
HAA 9D	9/22/2004	LEAD	0.05	2	J		0.689	ug/L
HAA 9D	3/21/2005	LEAD	0.5	2	U	U	2	ug/L
HAA 9D	3/21/2005	LEAD	0.5	2	J	J	1.02	ug/L
HAA 9D	9/23/2005	LEAD	0.565	3			3.5	ug/L
HAA 9D	4/6/2006	LEAD	0.492	3	J	J	0.58	ug/L
HAA 9D	5/15/2007	LEAD	0.49	3			8.9	ug/L
HAA 9D	5/15/2007	LEAD	0.49	3			7.5	ug/L
HAA 9D	4/28/2008	LEAD	0.1	1	J	J	0.801	ug/L
HAA 9D	5/5/2009	LEAD	2	20	U	U	20	ug/L
HAA 9D	5/3/2010	LEAD	0.4	4			5.03	ug/L
HAA 9D	5/3/2011	LEAD	1	10	U	U	10	ug/L
HAA 9D	4/30/2012	LEAD	1	10	J	J	1.43	ug/L
HAA 9D	5/7/2013	LEAD	1	10	U		10	ug/L
HAA 9D	5/6/2014	LEAD	0.5	5	U	U	5	ug/L
HAA 9D	4/22/2015	LEAD	0.5	5	U	U	5	ug/L
HAA 9D	4/22/2015	LEAD	0.5	5	J	J	0.889	ug/L

Bold indicates concentration exceeds the MCL or USEPA Regional Screening Levels, http://epa.gov/reg3hwm/risk/human/rb-concentration_table/index.htm. (May 2014 RSL Table)

Station	Date	Analyte	MDL	PQL	Lab Qual	EPA Qual	Result	Units
HAA 9D	5/6/2014	M,P-XYLENE	0.3	2	U	U	2	ug/L
HAA 9D	4/22/2015	M,P-XYLENE	0.14	2	U	U	2	ug/L
HAA 9D	4/22/2015	M,P-XYLENE	0.14	2	U	U	2	ug/L
HAA 9D	5/6/2014	METHYL ACETATE	1.5	5	U	U	5	ug/L
HAA 9D	4/22/2015	METHYL ACETATE	0.37	25	U	U	25	ug/L
HAA 9D	4/22/2015	METHYL ACETATE	0.37	25	U	U	25	ug/L
HAA 9D	5/6/2014	METHYL ETHYL KETONE	1.5	5	U	U	5	ug/L
HAA 9D	4/22/2015	METHYL ETHYL KETONE	0.52	5	U	U	5	ug/L
HAA 9D	4/22/2015	METHYL ETHYL KETONE	0.52	5	U	U	5	ug/L
HAA 9D	5/6/2014	METHYL ISOBUTYL KETONE	1.5	5	U	U	5	ug/L
HAA 9D	4/22/2015	METHYL ISOBUTYL KETONE	0.12	5	U	U	5	ug/L
HAA 9D	4/22/2015	METHYL ISOBUTYL KETONE	0.12	5	U	U	5	ug/L
HAA 9D	5/6/2014	METHYL TERTIARY BUTYL ETHER (MTBE)	0.3	1	U	U	1	ug/L
HAA 9D	4/22/2015	METHYL TERTIARY BUTYL ETHER (MTBE)	0.11	2	U	U	2	ug/L
HAA 9D	4/22/2015	METHYL TERTIARY BUTYL ETHER (MTBE)	0.11	2	U	U	2	ug/L
HAA 9D	5/6/2014	METHYLCYCLOHEXANE	0.3	1	U	U	1	ug/L
HAA 9D	4/22/2015	METHYLCYCLOHEXANE	0.1	4	U	U	4	ug/L
HAA 9D	4/22/2015	METHYLCYCLOHEXANE	0.1	4	U	U	4	ug/L
HAA 9D	7/1/2002	NONVOLATILE BETA	25.7	34.28	U		-4.56	pCi/L
HAA 9D	1/14/2003	NONVOLATILE BETA	8.86	12.66	U		-0.937	pCi/L
HAA 9D	7/24/2003	NONVOLATILE BETA	1.4	2.91	U		-0.183	pCi/L
HAA 9D	8/20/2003	NONVOLATILE BETA			U		0.248	pCi/L
HAA 9D	3/11/2004	NONVOLATILE BETA	1.11	2.252	U	U	0.352	pCi/L
HAA 9D	3/11/2004	NONVOLATILE BETA	1.29	2.604	U	U	0.189	pCi/L
HAA 9D	8/10/2004	NONVOLATILE BETA	10.3	22.1	U		1.39	pCi/L
HAA 9D	9/22/2004	NONVOLATILE BETA	8.49	18.8	U		2.82	pCi/L
HAA 9D	3/21/2005	NONVOLATILE BETA	8.36	18.3	U	U	2.61	pCi/L
HAA 9D	3/21/2005	NONVOLATILE BETA	8.39	17.6	U	U	-0.323	pCi/L
HAA 9D	9/23/2005	NONVOLATILE BETA	4.12	9.42	U	U	1.95	pCi/L
HAA 9D	4/6/2006	NONVOLATILE BETA	1.1	2.38	U	UJ	0.57	pCi/L
HAA 9D	7/27/2006	NONVOLATILE BETA	4.35	9.32	U		0.538	pCi/L
HAA 9D	5/15/2007	NONVOLATILE BETA	4.46	10.4	U	U	2.05	pCi/L
HAA 9D	5/15/2007	NONVOLATILE BETA	4.41	9.85	U	U	0.914	pCi/L
HAA 9D	4/28/2008	NONVOLATILE BETA	4.35	9.84	U	U	1.97	pCi/L
HAA 9D	5/5/2009	NONVOLATILE BETA	4.41	9.56	U	U	0.789	pCi/L
HAA 9D	5/3/2010	NONVOLATILE BETA	4.2	9.06	U	U	0.865	pCi/L
HAA 9D	8/23/2010	NONVOLATILE BETA	2.13	4.73	U		1.43	pCi/L
HAA 9D	5/3/2011	NONVOLATILE BETA	4.3	9.3	U	U	0.605	pCi/L
HAA 9D	4/30/2012	NONVOLATILE BETA	4.27	8.79	U	U	-0.231	pCi/L
HAA 9D	6/19/2012	NONVOLATILE BETA	1	2.2	U	U	0.35	pCi/L
HAA 9D	9/18/2012	NONVOLATILE BETA	2.6	5.36	U	U	0.129	pCi/L
HAA 9D	3/7/2013	NONVOLATILE BETA	0.88	1.94	U	U	0.3	pCi/L
HAA 9D	5/7/2013	NONVOLATILE BETA	4.37	8.75	U		-0.803	pCi/L
HAA 9D	5/6/2014	NONVOLATILE BETA	3.98	8.74	U	U	0.731	pCi/L
HAA 9D	4/22/2015	NONVOLATILE BETA	4.17	8.65	U	U	-0.0144	pCi/L
HAA 9D	4/22/2015	NONVOLATILE BETA	4.12	8.15	U	U	-0.857	pCi/L
HAA 9D	5/6/2014	O-XYLENE	0.3	1	U	U	1	ug/L
HAA 9D	4/22/2015	O-XYLENE	0.06	1	U	U	1	ug/L
HAA 9D	4/22/2015	O-XYLENE	0.06	1	U	U	1	ug/L
HAA 9D	5/6/2014	STYRENE	0.3	1	U	U	1	ug/L
HAA 9D	4/22/2015	STYRENE	0.07	1	U	U	1	ug/L
HAA 9D	4/22/2015	STYRENE	0.07	1	U	U	1	ug/L
HAA 9D	5/6/2014	TETRACHLOROETHYLENE (PCE)	0.3	1	U	U	1	ug/L
HAA 9D	4/22/2015	TETRACHLOROETHYLENE (PCE)	0.18	1	U	U	1	ug/L
HAA 9D	4/22/2015	TETRACHLOROETHYLENE (PCE)	0.18	1	U	U	1	ug/L
HAA 9D	5/6/2014	TOLUENE	0.3	1	U	U	1	ug/L
HAA 9D	4/22/2015	TOLUENE	0.07	1		UJ	2.5	ug/L
HAA 9D	4/22/2015	TOLUENE	0.07	1		J	1.3	ug/L
HAA 9D	5/6/2014	TRANS-1,2-DICHLOROETHYLENE	0.3	1	U	U	1	ug/L
HAA 9D	4/22/2015	TRANS-1,2-DICHLOROETHYLENE	0.08	1	U	U	1	ug/L
HAA 9D	4/22/2015	TRANS-1,2-DICHLOROETHYLENE	0.08	1	U	U	1	ug/L
HAA 9D	5/6/2014	TRANS-1,3-DICHLOROPROPENE	0.3	1	U	U	1	ug/L
HAA 9D	4/22/2015	TRANS-1,3-DICHLOROPROPENE	0.08	1	U	U	1	ug/L
HAA 9D	4/22/2015	TRANS-1,3-DICHLOROPROPENE	0.08	1	U	U	1	ug/L
HAA 9D	7/1/2002	TRICHLOROETHYLENE (TCE)	0.28	1	U		1	ug/L
HAA 9D	1/14/2003	TRICHLOROETHYLENE (TCE)	0.28	1	U		1	ug/L
HAA 9D	8/20/2003	TRICHLOROETHYLENE (TCE)	0.16	1	U		1	ug/L
HAA 9D	3/11/2004	TRICHLOROETHYLENE (TCE)	0.36	1	U	UJ	1	ug/L
HAA 9D	9/22/2004	TRICHLOROETHYLENE (TCE)	0.36	1	U		1	ug/L
HAA 9D	3/21/2005	TRICHLOROETHYLENE (TCE)	0.36	1	U	U	1	ug/L
HAA 9D	3/21/2005	TRICHLOROETHYLENE (TCE)	0.36	1	U	U	1	ug/L

Bold indicates concentration exceeds the MCL or USEPA Regional Screening Levels, http://epa.gov/reg3hwm/risk/human/rb-concentration_table/index.htm. (May 2014 RSL Table)

Station	Date	Analyte	MDL	PQL	Lab Qual	EPA Qual	Result	Units
HAA 9D	9/23/2005	TRICHLOROETHYLENE (TCE)	0.13	0.5	U	U	0.5	ug/L
HAA 9D	4/6/2006	TRICHLOROETHYLENE (TCE)	0.2	0.5	U	U	0.5	ug/L
HAA 9D	5/15/2007	TRICHLOROETHYLENE (TCE)	0.2	2	U	U	2	ug/L
HAA 9D	5/15/2007	TRICHLOROETHYLENE (TCE)	0.2	2	U	U	2	ug/L
HAA 9D	4/28/2008	TRICHLOROETHYLENE (TCE)	0.97	2	U	U	2	ug/L
HAA 9D	5/5/2009	TRICHLOROETHYLENE (TCE)	0.25	1	U	U	1	ug/L
HAA 9D	5/3/2010	TRICHLOROETHYLENE (TCE)	0.97	2	U	U	2	ug/L
HAA 9D	5/3/2011	TRICHLOROETHYLENE (TCE)	0.1	2	U	U	2	ug/L
HAA 9D	4/30/2012	TRICHLOROETHYLENE (TCE)	0.1	2	U	U	2	ug/L
HAA 9D	5/7/2013	TRICHLOROETHYLENE (TCE)	0.1	2	U		2	ug/L
HAA 9D	5/6/2014	TRICHLOROETHYLENE (TCE)	0.3	1	U	U	1	ug/L
HAA 9D	4/22/2015	TRICHLOROETHYLENE (TCE)	0.25	1	U	U	1	ug/L
HAA 9D	4/22/2015	TRICHLOROETHYLENE (TCE)	0.25	1	U	U	1	ug/L
HAA 9D	5/6/2014	TRICHLOROFLUOROMETHANE	0.3	1	U	U	1	ug/L
HAA 9D	4/22/2015	TRICHLOROFLUOROMETHANE	0.11	1	U	U	1	ug/L
HAA 9D	4/22/2015	TRICHLOROFLUOROMETHANE	0.11	1	U	U	1	ug/L
HAA 9D	7/1/2002	TRITIUM	0.616	2.398			17.5	pCi/mL
HAA 9D	1/14/2003	TRITIUM	0.573	2.205			15.3	pCi/mL
HAA 9D	7/24/2003	TRITIUM	0.296	0.97			14.657	pCi/mL
HAA 9D	8/20/2003	TRITIUM					14.277	pCi/mL
HAA 9D	3/11/2004	TRITIUM	0.363	1.469			14.5	pCi/mL
HAA 9D	8/10/2004	TRITIUM	0.86	2.6			12	pCi/mL
HAA 9D	8/10/2004	TRITIUM	0.862	2.58			11.5	pCi/mL
HAA 9D	9/22/2004	TRITIUM	0.868	2.6			12.1	pCi/mL
HAA 9D	3/21/2005	TRITIUM	0.873	2.72			12.8	pCi/mL
HAA 9D	3/21/2005	TRITIUM	0.88	2.72		J	12.6	pCi/mL
HAA 9D	9/23/2005	TRITIUM	0.822	2.51		J	11.4	pCi/mL
HAA 9D	4/6/2006	TRITIUM	0.21	1.59			11.5	pCi/mL
HAA 9D	7/27/2006	TRITIUM	0.986	2.83			10.7	pCi/mL
HAA 9D	5/15/2007	TRITIUM	0.574	1.99			10.9	pCi/mL
HAA 9D	5/15/2007	TRITIUM	0.579	1.98			10.6	pCi/mL
HAA 9D	4/28/2008	TRITIUM	0.461	1.75			10.5	pCi/mL
HAA 9D	5/5/2009	TRITIUM	0.585	2.01			10.6	pCi/mL
HAA 9D	5/3/2010	TRITIUM	0.462	1.71			9.41	pCi/mL
HAA 9D	8/23/2010	TRITIUM	0.555	1.5			2.47	pCi/mL
HAA 9D	5/3/2011	TRITIUM	0.438	1.63			8.28	pCi/mL
HAA 9D	4/30/2012	TRITIUM	0.48	1.67			7.65	pCi/mL
HAA 9D	6/19/2012	TRITIUM	0.48	1.66			7.7	pCi/mL
HAA 9D	9/18/2012	TRITIUM	0.52	1.72	J	J	7.47	pCi/mL
HAA 9D	3/7/2013	TRITIUM	0.586	1.8			6.92	pCi/mL
HAA 9D	5/7/2013	TRITIUM	0.394	1.5			7.05	pCi/mL
HAA 9D	5/6/2014	TRITIUM	0.381	1.47			7.34	pCi/mL
HAA 9D	4/22/2015	TRITIUM	0.531	1.63			6.97	pCi/mL
HAA 9D	4/22/2015	TRITIUM	0.526	1.6			6.72	pCi/mL
HAA 11A	7/2/2002	1,1,1-TRICHLOROETHANE	0.21	1	U		1	ug/L
HAA 11A	1/15/2003	1,1,1-TRICHLOROETHANE	0.21	1	U		1	ug/L
HAA 11A	8/20/2003	1,1,1-TRICHLOROETHANE	0.09	1	U		1	ug/L
HAA 11A	3/11/2004	1,1,1-TRICHLOROETHANE	0.34	1	U	UJ	1	ug/L
HAA 11A	9/22/2004	1,1,1-TRICHLOROETHANE	0.34	1	U		1	ug/L
HAA 11A	3/16/2005	1,1,1-TRICHLOROETHANE	0.34	1	U	U	1	ug/L
HAA 11A	9/23/2005	1,1,1-TRICHLOROETHANE	0.08	0.5	U	U	0.5	ug/L
HAA 11A	4/6/2006	1,1,1-TRICHLOROETHANE	0.15	0.5	U	U	0.5	ug/L
HAA 11A	5/16/2007	1,1,1-TRICHLOROETHANE	0.3	2	U	U	2	ug/L
HAA 11A	4/28/2008	1,1,1-TRICHLOROETHANE	0.79	2	U	U	2	ug/L
HAA 11A	4/28/2008	1,1,1-TRICHLOROETHANE	0.79	2	U	U	2	ug/L
HAA 11A	5/5/2009	1,1,1-TRICHLOROETHANE	0.325	1	U	U	1	ug/L
HAA 11A	5/3/2010	1,1,1-TRICHLOROETHANE	0.79	2	U	U	2	ug/L
HAA 11A	5/3/2010	1,1,1-TRICHLOROETHANE	0.79	2	U	U	2	ug/L
HAA 11A	5/3/2011	1,1,1-TRICHLOROETHANE	0.15	2	U	U	2	ug/L
HAA 11A	4/30/2012	1,1,1-TRICHLOROETHANE	0.15	2	U	U	2	ug/L
HAA 11A	5/7/2013	1,1,1-TRICHLOROETHANE	0.15	2	U		2	ug/L
HAA 11A	5/6/2014	1,1,1-TRICHLOROETHANE	0.3	1	U	U	1	ug/L
HAA 11A	4/22/2015	1,1,1-TRICHLOROETHANE	0.07	1	U	U	1	ug/L
HAA 11A	5/6/2014	1,1,2,2-TETRACHLOROETHANE	0.3	1	U	U	1	ug/L
HAA 11A	4/22/2015	1,1,2,2-TETRACHLOROETHANE	0.1	1	U	U	1	ug/L
HAA 11A	5/6/2014	1,1,2-TRICHLORO-1,2,2-TRIFLUOROETHANE	2	5	U	U	5	ug/L
HAA 11A	4/22/2015	1,1,2-TRICHLORO-1,2,2-TRIFLUOROETHANE	0.1	1	U	U	1	ug/L
HAA 11A	5/6/2014	1,1,2-TRICHLOROETHANE	0.3	1	U	U	1	ug/L
HAA 11A	4/22/2015	1,1,2-TRICHLOROETHANE	0.15	1	U	U	1	ug/L
HAA 11A	7/2/2002	1,1-DICHLOROETHANE	0.12	1	U		1	ug/L
HAA 11A	1/15/2003	1,1-DICHLOROETHANE	0.12	1	U		1	ug/L

Bold indicates concentration exceeds the MCL or USEPA Regional Screening Levels, http://epa.gov/reg3hwm/risk/human/rb-concentration_table/index.htm. (May 2014 RSL Table)

Station	Date	Analyte	MDL	PQL	Lab Qual	EPA Qual	Result	Units
HAA 11A	8/20/2003	1,1-DICHLOROETHANE	0.05	1	U		1	ug/L
HAA 11A	3/11/2004	1,1-DICHLOROETHANE	0.41	1	U	UJ	1	ug/L
HAA 11A	9/22/2004	1,1-DICHLOROETHANE	0.41	1	U		1	ug/L
HAA 11A	3/16/2005	1,1-DICHLOROETHANE	0.41	1	U	U	1	ug/L
HAA 11A	9/23/2005	1,1-DICHLOROETHANE	0.07	0.5	U	U	0.5	ug/L
HAA 11A	4/6/2006	1,1-DICHLOROETHANE	0.16	0.5	U	U	0.5	ug/L
HAA 11A	5/16/2007	1,1-DICHLOROETHANE	0.2	2	U	U	2	ug/L
HAA 11A	4/28/2008	1,1-DICHLOROETHANE	0.9	2	U	U	2	ug/L
HAA 11A	4/28/2008	1,1-DICHLOROETHANE	0.9	2	U	U	2	ug/L
HAA 11A	5/5/2009	1,1-DICHLOROETHANE	0.3	1	U	U	1	ug/L
HAA 11A	5/3/2010	1,1-DICHLOROETHANE	0.9	2	U	U	2	ug/L
HAA 11A	5/3/2010	1,1-DICHLOROETHANE	0.9	2	U	U	2	ug/L
HAA 11A	5/3/2011	1,1-DICHLOROETHANE	0.1	2	U	U	2	ug/L
HAA 11A	4/30/2012	1,1-DICHLOROETHANE	0.1	2	U	U	2	ug/L
HAA 11A	5/7/2013	1,1-DICHLOROETHANE	0.1	2	U		2	ug/L
HAA 11A	5/6/2014	1,1-DICHLOROETHANE	0.3	1	U	U	1	ug/L
HAA 11A	4/22/2015	1,1-DICHLOROETHANE	0.07	1	U	U	1	ug/L
HAA 11A	5/6/2014	1,1-DICHLOROETHYLENE	0.3	1	U	U	1	ug/L
HAA 11A	4/22/2015	1,1-DICHLOROETHYLENE	0.08	1	U	U	1	ug/L
HAA 11A	5/6/2014	1,2,3-TRICHLOROBENZENE	0.3	1	U	U	1	ug/L
HAA 11A	4/22/2015	1,2,3-TRICHLOROBENZENE	0.09	1	U	U	1	ug/L
HAA 11A	5/6/2014	1,2,4-TRICHLOROBENZENE	0.3	1	U	U	1	ug/L
HAA 11A	4/22/2015	1,2,4-TRICHLOROBENZENE	0.08	1	U	U	1	ug/L
HAA 11A	5/6/2014	1,2-DIBROMO-3-CHLOROPROPANE	0.5	1	U	U	1	ug/L
HAA 11A	4/22/2015	1,2-DIBROMO-3-CHLOROPROPANE	0.41	1	U	U	1	ug/L
HAA 11A	5/6/2014	1,2-DIBROMOETHANE	0.3	1	U	U	1	ug/L
HAA 11A	4/22/2015	1,2-DIBROMOETHANE	0.13	1	U	U	1	ug/L
HAA 11A	5/6/2014	1,2-DICHLOROBENZENE	0.3	1	U	U	1	ug/L
HAA 11A	4/22/2015	1,2-DICHLOROBENZENE	0.06	1	U	U	1	ug/L
HAA 11A	5/6/2014	1,2-DICHLOROETHANE (EDC)	0.3	1	U	U	1	ug/L
HAA 11A	4/22/2015	1,2-DICHLOROETHANE (EDC)	0.1	1	U	U	1	ug/L
HAA 11A	5/6/2014	1,2-DICHLOROPROPANE	0.3	1	U	U	1	ug/L
HAA 11A	4/22/2015	1,2-DICHLOROPROPANE	0.1	1	U	U	1	ug/L
HAA 11A	5/6/2014	1,3-DICHLOROBENZENE	0.3	1	U	U	1	ug/L
HAA 11A	4/22/2015	1,3-DICHLOROBENZENE	0.08	1	U	U	1	ug/L
HAA 11A	5/6/2014	1,4-DICHLOROBENZENE	0.3	1	U	U	1	ug/L
HAA 11A	4/22/2015	1,4-DICHLOROBENZENE	0.12	1	U	U	1	ug/L
HAA 11A	5/6/2014	1,4-DIOXANE	15	50	U	U	50	ug/L
HAA 11A	4/22/2015	1,4-DIOXANE	7.6	80	U	U	80	ug/L
HAA 11A	5/6/2014	2-HEXANONE	1.5	5	U	U	5	ug/L
HAA 11A	4/22/2015	2-HEXANONE	0.22	5	U	U	5	ug/L
HAA 11A	5/6/2014	ACETONE	1.5	5	U	U	5	ug/L
HAA 11A	4/22/2015	ACETONE	0.34	2		J	3.8	ug/L
HAA 11A	5/6/2014	BENZENE	0.3	1	U	U	1	ug/L
HAA 11A	4/22/2015	BENZENE	0.06	1	U	U	1	ug/L
HAA 11A	5/6/2014	BROMOCHLOROMETHANE	0.3	1	U	U	1	ug/L
HAA 11A	4/22/2015	BROMOCHLOROMETHANE	0.13	1	U	U	1	ug/L
HAA 11A	5/6/2014	BROMODICHLOROMETHANE	0.3	1	U	U	1	ug/L
HAA 11A	4/22/2015	BROMODICHLOROMETHANE	0.09	1	U	U	1	ug/L
HAA 11A	5/6/2014	BROMOFORM (TRIBROMOMETHANE)	0.3	1	U	U	1	ug/L
HAA 11A	4/22/2015	BROMOFORM (TRIBROMOMETHANE)	0.17	1	U	U	1	ug/L
HAA 11A	5/6/2014	BROMOMETHANE (METHYL BROMIDE)	0.3	1	U	U	1	ug/L
HAA 11A	4/22/2015	BROMOMETHANE (METHYL BROMIDE)	0.25	2	U	U	2	ug/L
HAA 11A	7/2/2002	CADMIUM	0.4	12	U		12	ug/L
HAA 11A	1/15/2003	CADMIUM	1.1	12	U		12	ug/L
HAA 11A	8/20/2003	CADMIUM	1.1	12	U		12	ug/L
HAA 11A	3/11/2004	CADMIUM	0.04	1	J	J	0.096	ug/L
HAA 11A	9/22/2004	CADMIUM	0.04	1	J		0.062	ug/L
HAA 11A	3/16/2005	CADMIUM	0.1	1	J	J	0.349	ug/L
HAA 11A	9/23/2005	CADMIUM	0.0672	0.5	J	J	0.083	ug/L
HAA 11A	4/6/2006	CADMIUM	0.0574	0.5	U	U	0.5	ug/L
HAA 11A	5/16/2007	CADMIUM	0.057	0.5	U	U	0.5	ug/L
HAA 11A	4/28/2008	CADMIUM	0.1	1	U	U	1	ug/L
HAA 11A	4/28/2008	CADMIUM	0.1	1	J	J	0.134	ug/L
HAA 11A	5/5/2009	CADMIUM	1	10	U	U	10	ug/L
HAA 11A	5/3/2010	CADMIUM	0.2	2	U	U	2	ug/L
HAA 11A	5/3/2011	CADMIUM	0.2	2	U	U	2	ug/L
HAA 11A	4/30/2012	CADMIUM	0.2	2	U	U	2	ug/L
HAA 11A	4/30/2012	CADMIUM	0.2	2	J	J	0.434	ug/L
HAA 11A	5/7/2013	CADMIUM	0.2	2	U		2	ug/L
HAA 11A	5/6/2014	CADMIUM	0.1	1	U	U	1	ug/L

Bold indicates concentration exceeds the MCL or USEPA Regional Screening Levels, http://epa.gov/reg3hwm/risk/human/rb-concentration_table/index.htm. (May 2014 RSL Table)

Station	Date	Analyte	MDL	PQL	Lab Qual	EPA Qual	Result	Units
HAA 11A	4/22/2015	CADMIUM	0.1	1	U	U	1	ug/L
HAA 11A	4/22/2015	CADMIUM	0.1	1	J	J	0.111	ug/L
HAA 11A	5/6/2014	CARBON DISULFIDE	1.5	5	U	U	5	ug/L
HAA 11A	4/22/2015	CARBON DISULFIDE	0.05	1	U	U	1	ug/L
HAA 11A	7/2/2002	CARBON TETRACHLORIDE	0.24	1	U		1	ug/L
HAA 11A	1/15/2003	CARBON TETRACHLORIDE	0.24	1	U		1	ug/L
HAA 11A	8/20/2003	CARBON TETRACHLORIDE	0.11	1	U		1	ug/L
HAA 11A	3/11/2004	CARBON TETRACHLORIDE	0.29	1	U	UJ	1	ug/L
HAA 11A	9/22/2004	CARBON TETRACHLORIDE	0.29	1	U		1	ug/L
HAA 11A	3/16/2005	CARBON TETRACHLORIDE	0.29	1	U	U	1	ug/L
HAA 11A	9/23/2005	CARBON TETRACHLORIDE	0.09	0.5	U	U	0.5	ug/L
HAA 11A	4/6/2006	CARBON TETRACHLORIDE	0.15	0.5	U	U	0.5	ug/L
HAA 11A	5/16/2007	CARBON TETRACHLORIDE	0.4	2	U	U	2	ug/L
HAA 11A	4/28/2008	CARBON TETRACHLORIDE	1.04	2	U	U	2	ug/L
HAA 11A	4/28/2008	CARBON TETRACHLORIDE	1.04	2	U	U	2	ug/L
HAA 11A	5/5/2009	CARBON TETRACHLORIDE	0.26	1	U	U	1	ug/L
HAA 11A	5/3/2010	CARBON TETRACHLORIDE	1.04	2	U	U	2	ug/L
HAA 11A	5/3/2010	CARBON TETRACHLORIDE	1.04	2	U	U	2	ug/L
HAA 11A	5/3/2011	CARBON TETRACHLORIDE	0.13	2	U	U	2	ug/L
HAA 11A	4/30/2012	CARBON TETRACHLORIDE	0.13	2	U	U	2	ug/L
HAA 11A	5/7/2013	CARBON TETRACHLORIDE	0.13	2	U		2	ug/L
HAA 11A	5/6/2014	CARBON TETRACHLORIDE	0.3	1	U	U	1	ug/L
HAA 11A	4/22/2015	CARBON TETRACHLORIDE	0.13	1	U	U	1	ug/L
HAA 11A	5/6/2014	CHLOROBENZENE	0.3	1	U	U	1	ug/L
HAA 11A	4/22/2015	CHLOROBENZENE	0.15	1	U	U	1	ug/L
HAA 11A	5/6/2014	CHLOROETHANE (ETHYL CHLORIDE)	0.3	1	U	U	1	ug/L
HAA 11A	4/22/2015	CHLOROETHANE (ETHYL CHLORIDE)	0.1	2	U	U	2	ug/L
HAA 11A	5/6/2014	CHLOROETHENE (VINYL CHLORIDE)	0.3	1	U	U	1	ug/L
HAA 11A	4/22/2015	CHLOROETHENE (VINYL CHLORIDE)	0.08	2	U	U	2	ug/L
HAA 11A	5/6/2014	CHLOROFORM	0.3	1	U	U	1	ug/L
HAA 11A	4/22/2015	CHLOROFORM	0.1	1	U	U	1	ug/L
HAA 11A	5/6/2014	CHLOROMETHANE (METHYL CHLORIDE)	0.3	1	U	U	1	ug/L
HAA 11A	4/22/2015	CHLOROMETHANE (METHYL CHLORIDE)	0.08	2	U	U	2	ug/L
HAA 11A	5/6/2014	CIS-1,2-DICHLOROETHYLENE	0.3	1	U	U	1	ug/L
HAA 11A	4/22/2015	CIS-1,2-DICHLOROETHYLENE	0.09	1	U	U	1	ug/L
HAA 11A	5/6/2014	CIS-1,3-DICHLOROPROPENE	0.3	1	U	U	1	ug/L
HAA 11A	4/22/2015	CIS-1,3-DICHLOROPROPENE	0.07	1	U	U	1	ug/L
HAA 11A	5/6/2014	CUMENE (ISOPROPYLBENZENE)	0.3	1	U	U	1	ug/L
HAA 11A	4/22/2015	CUMENE (ISOPROPYLBENZENE)	0.08	1	U	U	1	ug/L
HAA 11A	5/6/2014	CYCLOHEXANE	0.3	1	U	U	1	ug/L
HAA 11A	4/22/2015	CYCLOHEXANE	0.07	1	U	U	1	ug/L
HAA 11A	5/6/2014	DIBROMOCHLOROMETHANE	0.3	1	U	U	1	ug/L
HAA 11A	4/22/2015	DIBROMOCHLOROMETHANE	0.13	1	U	U	1	ug/L
HAA 11A	5/6/2014	DICHLORODIFLUOROMETHANE	0.3	1	U	U	1	ug/L
HAA 11A	4/22/2015	DICHLORODIFLUOROMETHANE	0.08	2	U	U	2	ug/L
HAA 11A	5/6/2014	DICHLOROMETHANE (METHYLENE CHLORIDE)	1	5	U	U	5	ug/L
HAA 11A	4/22/2015	DICHLOROMETHANE (METHYLENE CHLORIDE)	0.27	1	U	U	1	ug/L
HAA 11A	5/6/2014	ETHYLBENZENE	0.3	1	U	U	1	ug/L
HAA 11A	4/22/2015	ETHYLBENZENE	0.09	1	U	U	1	ug/L
HAA 11A	4/6/2006	GROSS ALPHA	0.42	0.96	U	U	0.3	pCi/L
HAA 11A	7/27/2006	GROSS ALPHA	2.57	5.49	U		0.636	pCi/L
HAA 11A	5/16/2007	GROSS ALPHA	2.56	6.46	U	U	1.51	pCi/L
HAA 11A	9/20/2007	GROSS ALPHA	2.8	7.49	U		2.33	pCi/L
HAA 11A	9/20/2007	GROSS ALPHA	2.81	5.63	U		0.467	pCi/L
HAA 11A	4/28/2008	GROSS ALPHA	2.79	9.65	J	J	5.67	pCi/L
HAA 11A	9/8/2008	GROSS ALPHA	2.94	5.14	U		-0.0718	pCi/L
HAA 11A	5/5/2009	GROSS ALPHA	2.71	7.32	U	U	2.36	pCi/L
HAA 11A	5/5/2009	GROSS ALPHA	2.72	6.55	U	U	1.45	pCi/L
HAA 11A	8/26/2009	GROSS ALPHA	2.53	6.87	U		2.11	pCi/L
HAA 11A	8/24/2010	GROSS ALPHA	1.23	2.23	U		0.0312	pCi/L
HAA 11A	10/25/2011	GROSS ALPHA	1.38	2.56	U		0.0576	pCi/L
HAA 11A	4/30/2012	GROSS ALPHA	2.52	7.65	J	J	3.08	pCi/L
HAA 11A	4/30/2012	GROSS ALPHA	2.53	3.19	U	UJ	-0.287	pCi/L
HAA 11A	5/7/2013	GROSS ALPHA	2.58	4.57	U		0.108	pCi/L
HAA 11A	5/6/2014	GROSS ALPHA	2.29	4.66	U	U	0.436	pCi/L
HAA 11A	4/22/2015	GROSS ALPHA	2.17	2.71	U	U	-0.26	pCi/L
HAA 11A	7/2/2002	LEAD	0.9	8	U		8	ug/L
HAA 11A	1/15/2003	LEAD	2.2	8	U		8	ug/L
HAA 11A	8/20/2003	LEAD	2.2	8	U		8	ug/L
HAA 11A	3/11/2004	LEAD	0.05	2			4.32	ug/L
HAA 11A	9/22/2004	LEAD	0.05	2	J		0.839	ug/L

Bold indicates concentration exceeds the MCL or USEPA Regional Screening Levels, http://epa.gov/reg3hwm/risk/human/rb-concentration_table/index.htm. (May 2014 RSL Table)

Station	Date	Analyte	MDL	PQL	Lab Qual	EPA Qual	Result	Units
HAA 11A	3/16/2005	LEAD	0.5	2			357	ug/L
HAA 11A	7/7/2005	LEAD	0.565	3	J	J	2.2	ug/L
HAA 11A	7/7/2005	LEAD	0.5	2	J	J	1.54	ug/L
HAA 11A	9/23/2005	LEAD	0.565	3	U	U	3	ug/L
HAA 11A	4/6/2006	LEAD	0.492	3	J	J	0.74	ug/L
HAA 11A	5/16/2007	LEAD	0.49	3			6.1	ug/L
HAA 11A	4/28/2008	LEAD	2.5	10			373	ug/L
HAA 11A	4/28/2008	LEAD	0.1	1			343	ug/L
HAA 11A	4/28/2008	LEAD	0.1	1			338	ug/L
HAA 11A	4/28/2008	LEAD	0.5	2			7.3	ug/L
HAA 11A	6/24/2008	LEAD	0.5	2	U	U	2	ug/L
HAA 11A	6/24/2008	LEAD	0.1	1	J	U	0.438	ug/L
HAA 11A	6/24/2008	LEAD	0.1	1	J	U	0.424	ug/L
HAA 11A	5/5/2009	LEAD	2	20	J	J	9.62	ug/L
HAA 11A	5/3/2010	LEAD	0.4	4	J	J	2.73	ug/L
HAA 11A	5/3/2011	LEAD	1	10	U	U	10	ug/L
HAA 11A	4/30/2012	LEAD	1	10			23.9	ug/L
HAA 11A	4/30/2012	LEAD	1	10			23.6	ug/L
HAA 11A	5/7/2013	LEAD	1	10			238	ug/L
HAA 11A	5/6/2014	LEAD	0.5	5			125	ug/L
HAA 11A	4/22/2015	LEAD	0.5	5	J	J	1.26	ug/L
HAA 11A	4/22/2015	LEAD	0.5	5	J	J	1.24	ug/L
HAA 11A	5/6/2014	M,P-XYLENE	0.3	2	U	U	2	ug/L
HAA 11A	4/22/2015	M,P-XYLENE	0.14	2	U	U	2	ug/L
HAA 11A	5/6/2014	METHYL ACETATE	1.5	5	U	U	5	ug/L
HAA 11A	4/22/2015	METHYL ACETATE	0.37	25	U	U	25	ug/L
HAA 11A	5/6/2014	METHYL ETHYL KETONE	1.5	5	U	U	5	ug/L
HAA 11A	4/22/2015	METHYL ETHYL KETONE	0.52	5	U	U	5	ug/L
HAA 11A	5/6/2014	METHYL ISOBUTYL KETONE	1.5	5	U	U	5	ug/L
HAA 11A	4/22/2015	METHYL ISOBUTYL KETONE	0.12	5	U	U	5	ug/L
HAA 11A	5/6/2014	METHYL TERTIARY BUTYL ETHER (MTBE)	0.3	1	U	U	1	ug/L
HAA 11A	4/22/2015	METHYL TERTIARY BUTYL ETHER (MTBE)	0.11	2	U	U	2	ug/L
HAA 11A	5/6/2014	METHYLCYCLOHEXANE	0.3	1	U	U	1	ug/L
HAA 11A	4/22/2015	METHYLCYCLOHEXANE	0.1	4	U	U	4	ug/L
HAA 11A	7/2/2002	NONVOLATILE BETA	26	38.56	U		7.73	pCi/L
HAA 11A	1/15/2003	NONVOLATILE BETA	8.68	8.68	U		2.98	pCi/L
HAA 11A	8/20/2003	NONVOLATILE BETA			J		2.82	pCi/L
HAA 11A	3/11/2004	NONVOLATILE BETA	1.34	2.868			3.07	pCi/L
HAA 11A	9/22/2004	NONVOLATILE BETA	8.61	19	U		3.69	pCi/L
HAA 11A	3/16/2005	NONVOLATILE BETA	8.5	20.2	J	UJ	9.58	pCi/L
HAA 11A	9/23/2005	NONVOLATILE BETA	4.17	10.2	U	U	4.02	pCi/L
HAA 11A	4/6/2006	NONVOLATILE BETA	1.1	2.74		J	8.2	pCi/L
HAA 11A	7/27/2006	NONVOLATILE BETA	4.31	9.75	U		1.89	pCi/L
HAA 11A	5/16/2007	NONVOLATILE BETA	4.4	10.7	U	U	2.86	pCi/L
HAA 11A	9/20/2007	NONVOLATILE BETA	4.67	11	U		2.92	pCi/L
HAA 11A	9/20/2007	NONVOLATILE BETA	4.47	10.3	U		1.82	pCi/L
HAA 11A	4/28/2008	NONVOLATILE BETA	5.01	11.3	U	U	2.42	pCi/L
HAA 11A	9/8/2008	NONVOLATILE BETA	4.45	10.3	U		2.55	pCi/L
HAA 11A	5/5/2009	NONVOLATILE BETA	4.68	11.2	U	U	3.83	pCi/L
HAA 11A	5/5/2009	NONVOLATILE BETA	4.58	9.38	U	U	-0.531	pCi/L
HAA 11A	8/26/2009	NONVOLATILE BETA	4.38	10.6	U		3.61	pCi/L
HAA 11A	5/3/2010	NONVOLATILE BETA	4.49	11.4	J	J	6.11	pCi/L
HAA 11A	8/24/2010	NONVOLATILE BETA	1.85	4.27	J		2.12	pCi/L
HAA 11A	5/3/2011	NONVOLATILE BETA	4.2	9.65	U	U	2.05	pCi/L
HAA 11A	10/25/2011	NONVOLATILE BETA	1.76	4.14	J		2.27	pCi/L
HAA 11A	4/30/2012	NONVOLATILE BETA	4.42	10.5	U	U	3.39	pCi/L
HAA 11A	4/30/2012	NONVOLATILE BETA	4.07	9.81	U	U	3.27	pCi/L
HAA 11A	5/7/2013	NONVOLATILE BETA	4.33	10.6	U		4.27	pCi/L
HAA 11A	5/6/2014	NONVOLATILE BETA	3.98	10.5	J	J	6.18	pCi/L
HAA 11A	4/22/2015	NONVOLATILE BETA	4.07	10.5	J	J	5.92	pCi/L
HAA 11A	5/6/2014	O-XYLENE	0.3	1	U	U	1	ug/L
HAA 11A	4/22/2015	O-XYLENE	0.06	1	U	U	1	ug/L
HAA 11A	5/6/2014	STYRENE	0.3	1	U	U	1	ug/L
HAA 11A	4/22/2015	STYRENE	0.07	1	U	U	1	ug/L
HAA 11A	5/6/2014	TETRACHLOROETHYLENE (PCE)	0.3	1	U	U	1	ug/L
HAA 11A	4/22/2015	TETRACHLOROETHYLENE (PCE)	0.18	1	U	U	1	ug/L
HAA 11A	5/6/2014	TOLUENE	0.3	1	U	U	1	ug/L
HAA 11A	4/22/2015	TOLUENE	0.07	1		UJ	1	ug/L
HAA 11A	5/6/2014	TRANS-1,2-DICHLOROETHYLENE	0.3	1	U	U	1	ug/L
HAA 11A	4/22/2015	TRANS-1,2-DICHLOROETHYLENE	0.08	1	U	U	1	ug/L
HAA 11A	5/6/2014	TRANS-1,3-DICHLOROPROPENE	0.3	1	U	U	1	ug/L

Bold indicates concentration exceeds the MCL or USEPA Regional Screening Levels, http://epa.gov/reg3hwm/risk/human/rb-concentration_table/index.htm. (May 2014 RSL Table)

Station	Date	Analyte	MDL	PQL	Lab Qual	EPA Qual	Result	Units
HAA 11A	4/22/2015	TRANS-1,3-DICHLOROPROPENE	0.08	1	U	U	1	ug/L
HAA 11A	7/2/2002	TRICHLOROETHYLENE (TCE)	0.28	1	U		1	ug/L
HAA 11A	1/15/2003	TRICHLOROETHYLENE (TCE)	0.28	1	U		1	ug/L
HAA 11A	8/20/2003	TRICHLOROETHYLENE (TCE)	0.16	1	U		1	ug/L
HAA 11A	3/11/2004	TRICHLOROETHYLENE (TCE)	0.36	1	U	UJ	1	ug/L
HAA 11A	9/22/2004	TRICHLOROETHYLENE (TCE)	0.36	1	U		1	ug/L
HAA 11A	3/16/2005	TRICHLOROETHYLENE (TCE)	0.36	1	U	U	1	ug/L
HAA 11A	9/23/2005	TRICHLOROETHYLENE (TCE)	0.13	0.5	U	U	0.5	ug/L
HAA 11A	4/6/2006	TRICHLOROETHYLENE (TCE)	0.2	0.5	U	U	0.5	ug/L
HAA 11A	5/16/2007	TRICHLOROETHYLENE (TCE)	0.2	2	U	U	2	ug/L
HAA 11A	4/28/2008	TRICHLOROETHYLENE (TCE)	0.97	2	U	U	2	ug/L
HAA 11A	4/28/2008	TRICHLOROETHYLENE (TCE)	0.97	2	U	U	2	ug/L
HAA 11A	5/5/2009	TRICHLOROETHYLENE (TCE)	0.25	1	U	U	1	ug/L
HAA 11A	5/3/2010	TRICHLOROETHYLENE (TCE)	0.97	2	U	U	2	ug/L
HAA 11A	5/3/2010	TRICHLOROETHYLENE (TCE)	0.97	2	U	U	2	ug/L
HAA 11A	5/3/2011	TRICHLOROETHYLENE (TCE)	0.1	2	U	U	2	ug/L
HAA 11A	4/30/2012	TRICHLOROETHYLENE (TCE)	0.1	2	U	U	2	ug/L
HAA 11A	5/7/2013	TRICHLOROETHYLENE (TCE)	0.1	2	U		2	ug/L
HAA 11A	5/6/2014	TRICHLOROETHYLENE (TCE)	0.3	1	U	U	1	ug/L
HAA 11A	4/22/2015	TRICHLOROETHYLENE (TCE)	0.25	1	U	U	1	ug/L
HAA 11A	5/6/2014	TRICHLOROFLUOROMETHANE	0.3	1	U	U	1	ug/L
HAA 11A	4/22/2015	TRICHLOROFLUOROMETHANE	0.11	1	U	U	1	ug/L
HAA 11A	7/2/2002	TRITIUM	0.57	1.236	U		0.157	pCi/mL
HAA 11A	1/15/2003	TRITIUM	0.571	1.247	U		0.253	pCi/mL
HAA 11A	8/20/2003	TRITIUM			U		0.024	pCi/mL
HAA 11A	3/11/2004	TRITIUM	0.337	0.723	U	U	-0.0177	pCi/mL
HAA 11A	9/22/2004	TRITIUM	0.872	1.87	U		-0.408	pCi/mL
HAA 11A	3/16/2005	TRITIUM	0.884	1.95	U	U	0.271	pCi/mL
HAA 11A	9/23/2005	TRITIUM	0.818	1.78	U	UJ	0.0252	pCi/mL
HAA 11A	4/6/2006	TRITIUM	0.21	0.51	J	J	0.26	pCi/mL
HAA 11A	7/27/2006	TRITIUM	0.992	2.16	U		0.012	pCi/mL
HAA 11A	5/16/2007	TRITIUM	0.543	1.18	U	U	0.0125	pCi/mL
HAA 11A	9/20/2007	TRITIUM	0.617	1.33	U		-0.0691	pCi/mL
HAA 11A	4/28/2008	TRITIUM	0.458	0.992	U	U	0.0212	pCi/mL
HAA 11A	9/8/2008	TRITIUM	0.59	1.27	U		-0.0203	pCi/mL
HAA 11A	5/5/2009	TRITIUM	0.583	1.23	U	U	-0.253	pCi/mL
HAA 11A	8/26/2009	TRITIUM	0.453	0.989	U		0.0968	pCi/mL
HAA 11A	5/3/2010	TRITIUM	0.456	0.982	U	U	-0.015	pCi/mL
HAA 11A	8/24/2010	TRITIUM	0.559	1.18	U		0.0414	pCi/mL
HAA 11A	5/3/2011	TRITIUM	0.439	0.97	U	U	0.19	pCi/mL
HAA 11A	10/25/2011	TRITIUM	0.581	1.25	U		0.164	pCi/mL
HAA 11A	4/30/2012	TRITIUM	0.475	1.02	U	U	-0.0108	pCi/mL
HAA 11A	5/7/2013	TRITIUM	0.525	1.18	U		0.434	pCi/mL
HAA 11A	5/7/2013	TRITIUM	0.524	1.12	U		-0.0898	pCi/mL
HAA 11A	5/6/2014	TRITIUM	0.383	0.847	U	U	0.172	pCi/mL
HAA 11A	4/22/2015	TRITIUM	0.527	1.14	U	U	-0.0145	pCi/mL
HAA 11D	7/2/2002	1,1,1-TRICHLOROETHANE	0.21	1	U		1	ug/L
HAA 11D	1/15/2003	1,1,1-TRICHLOROETHANE	0.21	1	U		1	ug/L
HAA 11D	1/15/2003	1,1,1-TRICHLOROETHANE	0.21	1	U		1	ug/L
HAA 11D	8/20/2003	1,1,1-TRICHLOROETHANE	0.09	1	U		1	ug/L
HAA 11D	8/20/2003	1,1,1-TRICHLOROETHANE	0.09	1	U		1	ug/L
HAA 11D	3/11/2004	1,1,1-TRICHLOROETHANE	0.34	1	U	UJ	1	ug/L
HAA 11D	9/22/2004	1,1,1-TRICHLOROETHANE	0.34	1	U		1	ug/L
HAA 11D	3/16/2005	1,1,1-TRICHLOROETHANE	0.34	1	U	U	1	ug/L
HAA 11D	9/23/2005	1,1,1-TRICHLOROETHANE	0.08	0.5	U	U	0.5	ug/L
HAA 11D	4/6/2006	1,1,1-TRICHLOROETHANE	0.15	0.5	U	U	0.5	ug/L
HAA 11D	5/16/2007	1,1,1-TRICHLOROETHANE	0.3	2	U	U	2	ug/L
HAA 11D	5/16/2007	1,1,1-TRICHLOROETHANE	0.3	2	U	U	2	ug/L
HAA 11D	4/28/2008	1,1,1-TRICHLOROETHANE	0.79	2	U	U	2	ug/L
HAA 11D	5/5/2009	1,1,1-TRICHLOROETHANE	0.325	1	U	U	1	ug/L
HAA 11D	5/3/2010	1,1,1-TRICHLOROETHANE	0.79	2	U	U	2	ug/L
HAA 11D	5/3/2011	1,1,1-TRICHLOROETHANE	0.15	2	U	U	2	ug/L
HAA 11D	4/30/2012	1,1,1-TRICHLOROETHANE	0.15	2	U	U	2	ug/L
HAA 11D	5/8/2013	1,1,1-TRICHLOROETHANE	0.15	2	U		2	ug/L
HAA 11D	5/6/2014	1,1,1-TRICHLOROETHANE	0.3	1	U	U	1	ug/L
HAA 11D	4/22/2015	1,1,1-TRICHLOROETHANE	0.07	1	U	U	1	ug/L
HAA 11D	5/6/2014	1,1,2,2-TETRACHLOROETHANE	0.3	1	U	U	1	ug/L
HAA 11D	4/22/2015	1,1,2,2-TETRACHLOROETHANE	0.1	1	U	U	1	ug/L
HAA 11D	5/6/2014	1,1,2-TRICHLORO-1,2,2-TRIFLUOROETHANE	2	5	U	U	5	ug/L
HAA 11D	4/22/2015	1,1,2-TRICHLORO-1,2,2-TRIFLUOROETHANE	0.1	1	U	U	1	ug/L
HAA 11D	5/6/2014	1,1,2-TRICHLOROETHANE	0.3	1	U	U	1	ug/L

Bold indicates concentration exceeds the MCL or USEPA Regional Screening Levels, http://epa.gov/reg3hwm/risk/human/rb-concentration_table/index.htm. (May 2014 RSL Table)

Station	Date	Analyte	MDL	PQL	Lab Qual	EPA Qual	Result	Units
HAA 11D	4/22/2015	1,1,2-TRICHLOROETHANE	0.15	1	U	U	1	ug/L
HAA 11D	7/2/2002	1,1-DICHLOROETHANE	0.12	1	U		1	ug/L
HAA 11D	1/15/2003	1,1-DICHLOROETHANE	0.12	1	U		1	ug/L
HAA 11D	1/15/2003	1,1-DICHLOROETHANE	0.12	1	U		1	ug/L
HAA 11D	8/20/2003	1,1-DICHLOROETHANE	0.05	1	U		1	ug/L
HAA 11D	8/20/2003	1,1-DICHLOROETHANE	0.05	1	U		1	ug/L
HAA 11D	3/11/2004	1,1-DICHLOROETHANE	0.41	1	U	UJ	1	ug/L
HAA 11D	9/22/2004	1,1-DICHLOROETHANE	0.41	1	U		1	ug/L
HAA 11D	3/16/2005	1,1-DICHLOROETHANE	0.41	1	U	U	1	ug/L
HAA 11D	9/23/2005	1,1-DICHLOROETHANE	0.07	0.5	U	U	0.5	ug/L
HAA 11D	4/6/2006	1,1-DICHLOROETHANE	0.16	0.5	U	U	0.5	ug/L
HAA 11D	5/16/2007	1,1-DICHLOROETHANE	0.2	2	U	U	2	ug/L
HAA 11D	5/16/2007	1,1-DICHLOROETHANE	0.2	2	U	U	2	ug/L
HAA 11D	4/28/2008	1,1-DICHLOROETHANE	0.9	2	U	U	2	ug/L
HAA 11D	5/5/2009	1,1-DICHLOROETHANE	0.3	1	U	U	1	ug/L
HAA 11D	5/3/2010	1,1-DICHLOROETHANE	0.9	2	U	U	2	ug/L
HAA 11D	5/3/2011	1,1-DICHLOROETHANE	0.1	2	U	U	2	ug/L
HAA 11D	4/30/2012	1,1-DICHLOROETHANE	0.1	2	U	U	2	ug/L
HAA 11D	5/8/2013	1,1-DICHLOROETHANE	0.1	2	U		2	ug/L
HAA 11D	5/6/2014	1,1-DICHLOROETHANE	0.3	1	U	U	1	ug/L
HAA 11D	4/22/2015	1,1-DICHLOROETHANE	0.07	1	U	U	1	ug/L
HAA 11D	5/6/2014	1,1-DICHLOROETHYLENE	0.3	1	U	U	1	ug/L
HAA 11D	4/22/2015	1,1-DICHLOROETHYLENE	0.08	1	U	U	1	ug/L
HAA 11D	5/6/2014	1,2,3-TRICHLOROBENZENE	0.3	1	U	U	1	ug/L
HAA 11D	4/22/2015	1,2,3-TRICHLOROBENZENE	0.09	1	U	U	1	ug/L
HAA 11D	5/6/2014	1,2,4-TRICHLOROBENZENE	0.3	1	U	U	1	ug/L
HAA 11D	4/22/2015	1,2,4-TRICHLOROBENZENE	0.08	1	U	U	1	ug/L
HAA 11D	5/6/2014	1,2-DIBROMO-3-CHLOROPROPANE	0.5	1	U	U	1	ug/L
HAA 11D	4/22/2015	1,2-DIBROMO-3-CHLOROPROPANE	0.41	1	U	U	1	ug/L
HAA 11D	5/6/2014	1,2-DIBROMOETHANE	0.3	1	U	U	1	ug/L
HAA 11D	4/22/2015	1,2-DIBROMOETHANE	0.13	1	U	U	1	ug/L
HAA 11D	5/6/2014	1,2-DICHLOROBENZENE	0.3	1	U	U	1	ug/L
HAA 11D	4/22/2015	1,2-DICHLOROBENZENE	0.06	1	U	U	1	ug/L
HAA 11D	5/6/2014	1,2-DICHLOROETHANE (EDC)	0.3	1	U	U	1	ug/L
HAA 11D	4/22/2015	1,2-DICHLOROETHANE (EDC)	0.1	1	U	U	1	ug/L
HAA 11D	5/6/2014	1,2-DICHLOROPROPANE	0.3	1	U	U	1	ug/L
HAA 11D	4/22/2015	1,2-DICHLOROPROPANE	0.1	1	U	U	1	ug/L
HAA 11D	5/6/2014	1,3-DICHLOROBENZENE	0.3	1	U	U	1	ug/L
HAA 11D	4/22/2015	1,3-DICHLOROBENZENE	0.08	1	U	U	1	ug/L
HAA 11D	5/6/2014	1,4-DICHLOROBENZENE	0.3	1	U	U	1	ug/L
HAA 11D	4/22/2015	1,4-DICHLOROBENZENE	0.12	1	U	U	1	ug/L
HAA 11D	5/6/2014	1,4-DIOXANE	15	50	U	U	50	ug/L
HAA 11D	4/22/2015	1,4-DIOXANE	7.6	80	U	U	80	ug/L
HAA 11D	5/6/2014	2-HEXANONE	1.5	5	U	U	5	ug/L
HAA 11D	4/22/2015	2-HEXANONE	0.22	5	U	U	5	ug/L
HAA 11D	5/6/2014	ACETONE	1.5	5	U	U	5	ug/L
HAA 11D	4/22/2015	ACETONE	0.34	2		J	2.9	ug/L
HAA 11D	5/6/2014	BENZENE	0.3	1	U	U	1	ug/L
HAA 11D	4/22/2015	BENZENE	0.06	1	U	U	1	ug/L
HAA 11D	5/6/2014	BROMOCHLOROMETHANE	0.3	1	U	U	1	ug/L
HAA 11D	4/22/2015	BROMOCHLOROMETHANE	0.13	1	U	U	1	ug/L
HAA 11D	5/6/2014	BROMODICHLOROMETHANE	0.3	1	U	U	1	ug/L
HAA 11D	4/22/2015	BROMODICHLOROMETHANE	0.09	1	U	U	1	ug/L
HAA 11D	5/6/2014	BROMOFORM (TRIBROMOMETHANE)	0.3	1	U	U	1	ug/L
HAA 11D	4/22/2015	BROMOFORM (TRIBROMOMETHANE)	0.17	1	U	U	1	ug/L
HAA 11D	5/6/2014	BROMOMETHANE (METHYL BROMIDE)	0.3	1	U	U	1	ug/L
HAA 11D	4/22/2015	BROMOMETHANE (METHYL BROMIDE)	0.25	2	U	U	2	ug/L
HAA 11D	7/2/2002	CADMIUM	0.4	12	U		12	ug/L
HAA 11D	1/15/2003	CADMIUM	1.1	12	U		12	ug/L
HAA 11D	1/15/2003	CADMIUM	1.1	12	U		12	ug/L
HAA 11D	8/20/2003	CADMIUM	1.1	12	U		12	ug/L
HAA 11D	8/20/2003	CADMIUM	1.1	12	U		12	ug/L
HAA 11D	3/11/2004	CADMIUM	0.04	1	U	U	1	ug/L
HAA 11D	9/22/2004	CADMIUM	0.04	1	U		1	ug/L
HAA 11D	3/16/2005	CADMIUM	0.1	1	U	U	1	ug/L
HAA 11D	9/23/2005	CADMIUM	0.0672	0.5	U	U	0.5	ug/L
HAA 11D	4/6/2006	CADMIUM	0.0574	0.5	U	U	0.5	ug/L
HAA 11D	5/16/2007	CADMIUM	0.057	0.5	U	U	0.5	ug/L
HAA 11D	4/28/2008	CADMIUM	0.1	1	U	U	1	ug/L
HAA 11D	5/5/2009	CADMIUM	1	10	U	U	10	ug/L
HAA 11D	5/3/2010	CADMIUM	0.2	2	U	U	2	ug/L

Bold indicates concentration exceeds the MCL or USEPA Regional Screening Levels, http://epa.gov/reg3hwmd/risk/human/rb-concentration_table/index.htm. (May 2014 RSL Table)

Station	Date	Analyte	MDL	PQL	Lab Qual	EPA Qual	Result	Units
HAA 11D	5/3/2010	CADMIUM	0.2	2	U	U	2	ug/L
HAA 11D	5/3/2011	CADMIUM	0.2	2	U	U	2	ug/L
HAA 11D	4/30/2012	CADMIUM	0.2	2	U	U	2	ug/L
HAA 11D	6/19/2012	CADMIUM	0.2	2	U	U	2	ug/L
HAA 11D	9/25/2012	CADMIUM	0.1	1	U	U	1	ug/L
HAA 11D	3/7/2013	CADMIUM	0.1	1	U	U	1	ug/L
HAA 11D	5/8/2013	CADMIUM	0.2	2	U	U	2	ug/L
HAA 11D	5/6/2014	CADMIUM	0.1	1	J	J	0.122	ug/L
HAA 11D	4/22/2015	CADMIUM	0.1	1	J	J	0.117	ug/L
HAA 11D	5/6/2014	CARBON DISULFIDE	1.5	5	U	U	5	ug/L
HAA 11D	4/22/2015	CARBON DISULFIDE	0.05	1	U	U	1	ug/L
HAA 11D	7/2/2002	CARBON TETRACHLORIDE	0.24	1	U	U	1	ug/L
HAA 11D	1/15/2003	CARBON TETRACHLORIDE	0.24	1	U	U	1	ug/L
HAA 11D	1/15/2003	CARBON TETRACHLORIDE	0.24	1	U	U	1	ug/L
HAA 11D	8/20/2003	CARBON TETRACHLORIDE	0.11	1	U	U	1	ug/L
HAA 11D	8/20/2003	CARBON TETRACHLORIDE	0.11	1	U	U	1	ug/L
HAA 11D	3/11/2004	CARBON TETRACHLORIDE	0.29	1	U	UJ	1	ug/L
HAA 11D	9/22/2004	CARBON TETRACHLORIDE	0.29	1	U	U	1	ug/L
HAA 11D	3/16/2005	CARBON TETRACHLORIDE	0.29	1	U	U	1	ug/L
HAA 11D	9/23/2005	CARBON TETRACHLORIDE	0.09	0.5	U	U	0.5	ug/L
HAA 11D	4/6/2006	CARBON TETRACHLORIDE	0.15	0.5	U	U	0.5	ug/L
HAA 11D	5/16/2007	CARBON TETRACHLORIDE	0.4	2	U	U	2	ug/L
HAA 11D	5/16/2007	CARBON TETRACHLORIDE	0.4	2	U	U	2	ug/L
HAA 11D	4/28/2008	CARBON TETRACHLORIDE	1.04	2	U	U	2	ug/L
HAA 11D	5/5/2009	CARBON TETRACHLORIDE	0.26	1	U	U	1	ug/L
HAA 11D	5/3/2010	CARBON TETRACHLORIDE	1.04	2	U	U	2	ug/L
HAA 11D	5/3/2011	CARBON TETRACHLORIDE	0.13	2	U	U	2	ug/L
HAA 11D	4/30/2012	CARBON TETRACHLORIDE	0.13	2	U	U	2	ug/L
HAA 11D	5/8/2013	CARBON TETRACHLORIDE	0.13	2	U	U	2	ug/L
HAA 11D	5/6/2014	CARBON TETRACHLORIDE	0.3	1	U	U	1	ug/L
HAA 11D	4/22/2015	CARBON TETRACHLORIDE	0.13	1	U	U	1	ug/L
HAA 11D	5/6/2014	CHLOROBENZENE	0.3	1	U	U	1	ug/L
HAA 11D	4/22/2015	CHLOROBENZENE	0.15	1	U	U	1	ug/L
HAA 11D	5/6/2014	CHLOROETHANE (ETHYL CHLORIDE)	0.3	1	U	U	1	ug/L
HAA 11D	4/22/2015	CHLOROETHANE (ETHYL CHLORIDE)	0.1	2	U	U	2	ug/L
HAA 11D	5/6/2014	CHLOROETHENE (VINYL CHLORIDE)	0.3	1	U	U	1	ug/L
HAA 11D	4/22/2015	CHLOROETHENE (VINYL CHLORIDE)	0.08	2	U	U	2	ug/L
HAA 11D	5/6/2014	CHLOROFORM	0.3	1	U	U	1	ug/L
HAA 11D	4/22/2015	CHLOROFORM	0.1	1	U	U	1	ug/L
HAA 11D	5/6/2014	CHLOROMETHANE (METHYL CHLORIDE)	0.3	1	U	U	1	ug/L
HAA 11D	4/22/2015	CHLOROMETHANE (METHYL CHLORIDE)	0.08	2	U	U	2	ug/L
HAA 11D	5/6/2014	CIS-1,2-DICHLOROETHYLENE	0.3	1	U	U	1	ug/L
HAA 11D	4/22/2015	CIS-1,2-DICHLOROETHYLENE	0.09	1	U	U	1	ug/L
HAA 11D	5/6/2014	CIS-1,3-DICHLOROPROPENE	0.3	1	U	U	1	ug/L
HAA 11D	4/22/2015	CIS-1,3-DICHLOROPROPENE	0.07	1	U	U	1	ug/L
HAA 11D	5/6/2014	CUMENE (ISOPROPYLBENZENE)	0.3	1	U	U	1	ug/L
HAA 11D	4/22/2015	CUMENE (ISOPROPYLBENZENE)	0.08	1	U	U	1	ug/L
HAA 11D	5/6/2014	CYCLOHEXANE	0.3	1	U	U	1	ug/L
HAA 11D	4/22/2015	CYCLOHEXANE	0.07	1	U	U	1	ug/L
HAA 11D	5/6/2014	DIBROMOCHLOROMETHANE	0.3	1	U	U	1	ug/L
HAA 11D	4/22/2015	DIBROMOCHLOROMETHANE	0.13	1	U	U	1	ug/L
HAA 11D	5/6/2014	DICHLORODIFLUOROMETHANE	0.3	1	U	U	1	ug/L
HAA 11D	4/22/2015	DICHLORODIFLUOROMETHANE	0.08	2	U	U	2	ug/L
HAA 11D	5/6/2014	DICHLOROMETHANE (METHYLENE CHLORIDE)	1	5	U	U	5	ug/L
HAA 11D	4/22/2015	DICHLOROMETHANE (METHYLENE CHLORIDE)	0.27	1	U	U	1	ug/L
HAA 11D	5/6/2014	ETHYLBENZENE	0.3	1	U	U	1	ug/L
HAA 11D	4/22/2015	ETHYLBENZENE	0.09	1	U	U	1	ug/L
HAA 11D	4/6/2006	GROSS ALPHA	0.45	1.03	U	U	0.34	pCi/L
HAA 11D	7/27/2006	GROSS ALPHA	2.48	6.31	U	U	1.53	pCi/L
HAA 11D	5/16/2007	GROSS ALPHA	2.5	7.43	J	J	2.84	pCi/L
HAA 11D	4/28/2008	GROSS ALPHA	2.67	7.18	U	U	2.27	pCi/L
HAA 11D	5/5/2009	GROSS ALPHA	2.62	6.28	U	U	1.39	pCi/L
HAA 11D	8/26/2009	GROSS ALPHA	2.43	6.18	U	U	1.57	pCi/L
HAA 11D	10/25/2011	GROSS ALPHA	0.931	2.65	J	U	1.38	pCi/L
HAA 11D	4/30/2012	GROSS ALPHA	2.4	3.04	U	UJ	-0.27	pCi/L
HAA 11D	6/19/2012	GROSS ALPHA	0.58	1.58	U	J	1.19	pCi/L
HAA 11D	9/25/2012	GROSS ALPHA	1.7	3.36	U	U	0.284	pCi/L
HAA 11D	3/7/2013	GROSS ALPHA	0.69	1.65	U	U	0.56	pCi/L
HAA 11D	5/8/2013	GROSS ALPHA	2.48	6.89	U	U	2.33	pCi/L
HAA 11D	5/6/2014	GROSS ALPHA	2.19	6.78	J	J	3.06	pCi/L
HAA 11D	4/22/2015	GROSS ALPHA	2.05	4.79	U	U	0.924	pCi/L

Bold indicates concentration exceeds the MCL or USEPA Regional Screening Levels, http://epa.gov/reg3hwm/risk/human/rb-concentration_table/index.htm. (May 2014 RSL Table)

Station	Date	Analyte	MDL	PQL	Lab Qual	EPA Qual	Result	Units
HAA 11D	4/22/2015	GROSS ALPHA	2.06	2.57	U	U	-0.243	pCi/L
HAA 11D	7/2/2002	LEAD	0.9	8	U		8	ug/L
HAA 11D	1/15/2003	LEAD	2.2	8	U		8	ug/L
HAA 11D	1/15/2003	LEAD	2.2	8	U		8	ug/L
HAA 11D	8/20/2003	LEAD	2.2	8	U		8	ug/L
HAA 11D	8/20/2003	LEAD	2.2	8	U		8	ug/L
HAA 11D	3/11/2004	LEAD	0.05	2	UJ	U	0.355	ug/L
HAA 11D	9/22/2004	LEAD	0.05	2	J		0.446	ug/L
HAA 11D	3/16/2005	LEAD	0.5	2	U	U	2	ug/L
HAA 11D	9/23/2005	LEAD	0.565	3	U	U	3	ug/L
HAA 11D	4/6/2006	LEAD	0.492	3	J	J	0.56	ug/L
HAA 11D	5/16/2007	LEAD	0.49	3			3	ug/L
HAA 11D	4/28/2008	LEAD	0.1	1			3.88	ug/L
HAA 11D	5/5/2009	LEAD	2	20	J	J	2.6	ug/L
HAA 11D	5/3/2010	LEAD	0.4	4	J	J	1.99	ug/L
HAA 11D	5/3/2010	LEAD	0.4	4	J	J	1.93	ug/L
HAA 11D	5/3/2011	LEAD	1	10	U	U	10	ug/L
HAA 11D	4/30/2012	LEAD	1	10			11.1	ug/L
HAA 11D	5/8/2013	LEAD	1	10	J		1.26	ug/L
HAA 11D	5/6/2014	LEAD	0.5	5			5.73	ug/L
HAA 11D	4/22/2015	LEAD	0.5	5			69.8	ug/L
HAA 11D	5/6/2014	M,P-XYLENE	0.3	2	U	U	2	ug/L
HAA 11D	4/22/2015	M,P-XYLENE	0.14	2	U	U	2	ug/L
HAA 11D	5/6/2014	METHYL ACETATE	1.5	5	U	U	5	ug/L
HAA 11D	4/22/2015	METHYL ACETATE	0.37	25	U	U	25	ug/L
HAA 11D	5/6/2014	METHYL ETHYL KETONE	1.5	5	U	U	5	ug/L
HAA 11D	4/22/2015	METHYL ETHYL KETONE	0.52	5	U	U	5	ug/L
HAA 11D	5/6/2014	METHYL ISOBUTYL KETONE	1.5	5	U	U	5	ug/L
HAA 11D	4/22/2015	METHYL ISOBUTYL KETONE	0.12	5	U	U	5	ug/L
HAA 11D	5/6/2014	METHYL TERTIARY BUTYL ETHER (MTBE)	0.3	1	U	U	1	ug/L
HAA 11D	4/22/2015	METHYL TERTIARY BUTYL ETHER (MTBE)	0.11	2	U	U	2	ug/L
HAA 11D	5/6/2014	METHYLCYCLOHEXANE	0.3	1	U	U	1	ug/L
HAA 11D	4/22/2015	METHYLCYCLOHEXANE	0.1	4	U	U	4	ug/L
HAA 11D	7/2/2002	NONVOLATILE BETA	25.6	36.84	U		0.615	pCi/L
HAA 11D	1/15/2003	NONVOLATILE BETA	8.67	8.67	U		3.3	pCi/L
HAA 11D	1/15/2003	NONVOLATILE BETA	8.65	8.65			1.56	pCi/L
HAA 11D	8/20/2003	NONVOLATILE BETA			U		0.94	pCi/L
HAA 11D	8/20/2003	NONVOLATILE BETA			U		0.658	pCi/L
HAA 11D	3/11/2004	NONVOLATILE BETA	1	2.044	U	U	0.536	pCi/L
HAA 11D	9/22/2004	NONVOLATILE BETA	8.47	18.2	U		1.32	pCi/L
HAA 11D	3/16/2005	NONVOLATILE BETA	8.34	19.3	U	U	7.22	pCi/L
HAA 11D	9/23/2005	NONVOLATILE BETA	4.15	9.79	U	U	2.82	pCi/L
HAA 11D	4/6/2006	NONVOLATILE BETA	1.1	2.44	J	J	1.26	pCi/L
HAA 11D	7/27/2006	NONVOLATILE BETA	4.4	10.1	U		2.42	pCi/L
HAA 11D	5/16/2007	NONVOLATILE BETA	4.55	10.5	U	U	1.29	pCi/L
HAA 11D	4/28/2008	NONVOLATILE BETA	4.67	10.5	U	U	2.11	pCi/L
HAA 11D	5/5/2009	NONVOLATILE BETA	4.57	10.2	U	U	1.74	pCi/L
HAA 11D	8/26/2009	NONVOLATILE BETA	4.32	9.44	U		0.861	pCi/L
HAA 11D	5/3/2010	NONVOLATILE BETA	4.31	10.1	U	U	2.9	pCi/L
HAA 11D	5/3/2010	NONVOLATILE BETA	4.37	9.85	U	U	2.05	pCi/L
HAA 11D	5/3/2011	NONVOLATILE BETA	4.36	9.66	U	U	1.24	pCi/L
HAA 11D	10/25/2011	NONVOLATILE BETA	1.59	3.65	J		1.67	pCi/L
HAA 11D	4/30/2012	NONVOLATILE BETA	4.05	8.86	U	U	0.923	pCi/L
HAA 11D	6/19/2012	NONVOLATILE BETA	0.81	1.79	U	U	0.23	pCi/L
HAA 11D	9/25/2012	NONVOLATILE BETA	2.15	4.31	U	U	-0.0356	pCi/L
HAA 11D	3/7/2013	NONVOLATILE BETA	0.81	1.83	U	U	0.52	pCi/L
HAA 11D	5/8/2013	NONVOLATILE BETA	4.57	9.45	U		-0.227	pCi/L
HAA 11D	5/6/2014	NONVOLATILE BETA	4.02	8.87	U	U	0.856	pCi/L
HAA 11D	4/22/2015	NONVOLATILE BETA	4.05	9.58	U	U	3.04	pCi/L
HAA 11D	4/22/2015	NONVOLATILE BETA	4.23	8.92	U	U	0.353	pCi/L
HAA 11D	5/6/2014	O-XYLENE	0.3	1	U	U	1	ug/L
HAA 11D	4/22/2015	O-XYLENE	0.06	1	U	U	1	ug/L
HAA 11D	5/6/2014	STYRENE	0.3	1	U	U	1	ug/L
HAA 11D	4/22/2015	STYRENE	0.07	1	U	U	1	ug/L
HAA 11D	5/6/2014	TETRACHLOROETHYLENE (PCE)	0.3	1	U	U	1	ug/L
HAA 11D	4/22/2015	TETRACHLOROETHYLENE (PCE)	0.18	1	U	U	1	ug/L
HAA 11D	5/6/2014	TOLUENE	0.3	1	U	U	1	ug/L
HAA 11D	4/22/2015	TOLUENE	0.07	1		U	1	ug/L
HAA 11D	5/6/2014	TRANS-1,2-DICHLOROETHYLENE	0.3	1	U	U	1	ug/L
HAA 11D	4/22/2015	TRANS-1,2-DICHLOROETHYLENE	0.08	1	U	U	1	ug/L
HAA 11D	5/6/2014	TRANS-1,3-DICHLOROPROPENE	0.3	1	U	U	1	ug/L

Bold indicates concentration exceeds the MCL or USEPA Regional Screening Levels, http://epa.gov/reg3hwm/risk/human/rb-concentration_table/index.htm. (May 2014 RSL Table)

Station	Date	Analyte	MDL	PQL	Lab Qual	EPA Qual	Result	Units
HAA 11D	4/22/2015	TRANS-1,3-DICHLOROPROPENE	0.08	1	U	U	1	ug/L
HAA 11D	7/2/2002	TRICHLOROETHYLENE (TCE)	0.28	1	U		1	ug/L
HAA 11D	1/15/2003	TRICHLOROETHYLENE (TCE)	0.28	1	U		1	ug/L
HAA 11D	1/15/2003	TRICHLOROETHYLENE (TCE)	0.28	1	U		1	ug/L
HAA 11D	8/20/2003	TRICHLOROETHYLENE (TCE)	0.16	1	U		1	ug/L
HAA 11D	8/20/2003	TRICHLOROETHYLENE (TCE)	0.16	1	U		1	ug/L
HAA 11D	3/11/2004	TRICHLOROETHYLENE (TCE)	0.36	1	U	UJ	1	ug/L
HAA 11D	9/22/2004	TRICHLOROETHYLENE (TCE)	0.36	1	U		1	ug/L
HAA 11D	3/16/2005	TRICHLOROETHYLENE (TCE)	0.36	1	U	U	1	ug/L
HAA 11D	9/23/2005	TRICHLOROETHYLENE (TCE)	0.13	0.5	U	U	0.5	ug/L
HAA 11D	4/6/2006	TRICHLOROETHYLENE (TCE)	0.2	0.5	U	U	0.5	ug/L
HAA 11D	5/16/2007	TRICHLOROETHYLENE (TCE)	0.2	2	U	U	2	ug/L
HAA 11D	5/16/2007	TRICHLOROETHYLENE (TCE)	0.2	2	U	U	2	ug/L
HAA 11D	4/28/2008	TRICHLOROETHYLENE (TCE)	0.97	2	U	U	2	ug/L
HAA 11D	5/5/2009	TRICHLOROETHYLENE (TCE)	0.25	1	U	U	1	ug/L
HAA 11D	5/3/2010	TRICHLOROETHYLENE (TCE)	0.97	2	U	U	2	ug/L
HAA 11D	5/3/2011	TRICHLOROETHYLENE (TCE)	0.1	2	U	U	2	ug/L
HAA 11D	4/30/2012	TRICHLOROETHYLENE (TCE)	0.1	2	U	U	2	ug/L
HAA 11D	5/8/2013	TRICHLOROETHYLENE (TCE)	0.1	2	U		2	ug/L
HAA 11D	5/6/2014	TRICHLOROETHYLENE (TCE)	0.3	1	U	U	1	ug/L
HAA 11D	4/22/2015	TRICHLOROETHYLENE (TCE)	0.25	1	U	U	1	ug/L
HAA 11D	5/6/2014	TRICHLOROFLUOROMETHANE	0.3	1	U	U	1	ug/L
HAA 11D	4/22/2015	TRICHLOROFLUOROMETHANE	0.11	1	U	U	1	ug/L
HAA 11D	7/2/2002	TRITIUM	0.572	2.388			20.2	pCi/mL
HAA 11D	1/15/2003	TRITIUM	0.613	2.117			11.5	pCi/mL
HAA 11D	1/15/2003	TRITIUM	0.579	2.015			11.1	pCi/mL
HAA 11D	8/20/2003	TRITIUM					25.145	pCi/mL
HAA 11D	8/20/2003	TRITIUM					24.984	pCi/mL
HAA 11D	3/11/2004	TRITIUM	0.367	1.333			10.3	pCi/mL
HAA 11D	9/22/2004	TRITIUM	0.867	2.68			13.9	pCi/mL
HAA 11D	9/22/2004	TRITIUM	0.871	2.68			13.6	pCi/mL
HAA 11D	3/16/2005	TRITIUM	0.877	3.04			19.8	pCi/mL
HAA 11D	9/23/2005	TRITIUM	0.826	3.09		J	24.4	pCi/mL
HAA 11D	4/6/2006	TRITIUM	0.2	2.2			27.1	pCi/mL
HAA 11D	7/27/2006	TRITIUM	0.859	3.2			25.9	pCi/mL
HAA 11D	5/16/2007	TRITIUM	0.54	1.96			11.3	pCi/mL
HAA 11D	4/28/2008	TRITIUM	0.461	1.85			12.5	pCi/mL
HAA 11D	5/5/2009	TRITIUM	0.585	2.19			14.6	pCi/mL
HAA 11D	8/26/2009	TRITIUM	0.45	2.02			16.2	pCi/mL
HAA 11D	5/3/2010	TRITIUM	0.459	1.96			14.7	pCi/mL
HAA 11D	5/3/2011	TRITIUM	0.463	1.72			9.11	pCi/mL
HAA 11D	10/25/2011	TRITIUM	0.599	2.19			7.53	pCi/mL
HAA 11D	4/30/2012	TRITIUM	0.476	1.86			11.2	pCi/mL
HAA 11D	6/19/2012	TRITIUM	0.481	1.66			7.57	pCi/mL
HAA 11D	9/25/2012	TRITIUM	0.478	1.65			7.68	pCi/mL
HAA 11D	3/7/2013	TRITIUM	0.588	1.92			8.91	pCi/mL
HAA 11D	5/8/2013	TRITIUM	0.523	1.87			9.48	pCi/mL
HAA 11D	5/6/2014	TRITIUM	0.384	1.59			9.2	pCi/mL
HAA 11D	4/22/2015	TRITIUM	0.529	1.72			8.99	pCi/mL
HAA 12A	7/1/2002	1,1,1-TRICHLOROETHANE	0.21	1	U		1	ug/L
HAA 12A	7/1/2002	1,1,1-TRICHLOROETHANE	0.21	1	U		1	ug/L
HAA 12A	1/15/2003	1,1,1-TRICHLOROETHANE	0.21	1	U		1	ug/L
HAA 12A	8/20/2003	1,1,1-TRICHLOROETHANE	0.09	1	U		1	ug/L
HAA 12A	3/11/2004	1,1,1-TRICHLOROETHANE	0.34	1	U	UJ	1	ug/L
HAA 12A	9/22/2004	1,1,1-TRICHLOROETHANE	0.34	1	U		1	ug/L
HAA 12A	3/16/2005	1,1,1-TRICHLOROETHANE	3.4	10	U	U	10	ug/L
HAA 12A	9/23/2005	1,1,1-TRICHLOROETHANE	0.08	0.5	U	U	0.5	ug/L
HAA 12A	4/6/2006	1,1,1-TRICHLOROETHANE	0.15	0.5	U	U	0.5	ug/L
HAA 12A	4/6/2006	1,1,1-TRICHLOROETHANE	0.15	0.5	U	U	0.5	ug/L
HAA 12A	5/15/2007	1,1,1-TRICHLOROETHANE	0.3	2	U	U	2	ug/L
HAA 12A	4/29/2008	1,1,1-TRICHLOROETHANE	0.79	2	U	U	2	ug/L
HAA 12A	4/29/2008	1,1,1-TRICHLOROETHANE	0.79	2	U	U	2	ug/L
HAA 12A	4/29/2008	1,1,1-TRICHLOROETHANE	0.79	2	U	U	2	ug/L
HAA 12A	5/5/2009	1,1,1-TRICHLOROETHANE	0.325	1	U	U	1	ug/L
HAA 12A	5/3/2010	1,1,1-TRICHLOROETHANE	0.79	2	U	U	2	ug/L
HAA 12A	5/3/2011	1,1,1-TRICHLOROETHANE	0.15	2	U	U	2	ug/L
HAA 12A	4/30/2012	1,1,1-TRICHLOROETHANE	0.15	2	U	U	2	ug/L
HAA 12A	5/8/2013	1,1,1-TRICHLOROETHANE	0.15	2	U		2	ug/L
HAA 12A	5/6/2014	1,1,1-TRICHLOROETHANE	0.3	1	U	U	1	ug/L
HAA 12A	4/22/2015	1,1,1-TRICHLOROETHANE	0.07	1	U	R	1	ug/L
HAA 12A	5/6/2014	1,1,2,2-TETRACHLOROETHANE	0.3	1	U	U	1	ug/L

Bold indicates concentration exceeds the MCL or USEPA Regional Screening Levels, http://epa.gov/reg3hwmd/risk/human/rb-concentration_table/index.htm. (May 2014 RSL Table)

Station	Date	Analyte	MDL	PQL	Lab Qual	EPA Qual	Result	Units
HAA 12A	4/22/2015	1,1,2,2-TETRACHLOROETHANE	0.1	1	U	R	1	ug/L
HAA 12A	5/6/2014	1,1,2-TRICHLORO-1,2,2-TRIFLUOROETHANE	2	5	U	U	5	ug/L
HAA 12A	4/22/2015	1,1,2-TRICHLORO-1,2,2-TRIFLUOROETHANE	0.1	1	U	R	1	ug/L
HAA 12A	5/6/2014	1,1,2-TRICHLOROETHANE	0.3	1	U	U	1	ug/L
HAA 12A	4/22/2015	1,1,2-TRICHLOROETHANE	0.15	1	U	R	1	ug/L
HAA 12A	7/1/2002	1,1-DICHLOROETHANE	0.12	1	U		1	ug/L
HAA 12A	7/1/2002	1,1-DICHLOROETHANE	0.12	1	U		1	ug/L
HAA 12A	1/15/2003	1,1-DICHLOROETHANE	0.12	1	U		1	ug/L
HAA 12A	8/20/2003	1,1-DICHLOROETHANE	0.05	1	U		1	ug/L
HAA 12A	3/11/2004	1,1-DICHLOROETHANE	0.41	1	U	UJ	1	ug/L
HAA 12A	9/22/2004	1,1-DICHLOROETHANE	0.41	1	U		1	ug/L
HAA 12A	3/16/2005	1,1-DICHLOROETHANE	4.1	10	U	U	10	ug/L
HAA 12A	9/23/2005	1,1-DICHLOROETHANE	0.07	0.5	U	U	0.5	ug/L
HAA 12A	4/6/2006	1,1-DICHLOROETHANE	0.16	0.5	U	U	0.5	ug/L
HAA 12A	4/6/2006	1,1-DICHLOROETHANE	0.16	0.5	U	U	0.5	ug/L
HAA 12A	5/15/2007	1,1-DICHLOROETHANE	0.2	2	U	U	2	ug/L
HAA 12A	4/29/2008	1,1-DICHLOROETHANE	0.9	2	U	U	2	ug/L
HAA 12A	4/29/2008	1,1-DICHLOROETHANE	0.9	2	U	U	2	ug/L
HAA 12A	4/29/2008	1,1-DICHLOROETHANE	0.9	2	U	U	2	ug/L
HAA 12A	5/5/2009	1,1-DICHLOROETHANE	0.3	1	U	U	1	ug/L
HAA 12A	5/3/2010	1,1-DICHLOROETHANE	0.9	2	U	U	2	ug/L
HAA 12A	5/3/2011	1,1-DICHLOROETHANE	0.1	2	U	U	2	ug/L
HAA 12A	4/30/2012	1,1-DICHLOROETHANE	0.1	2	U	U	2	ug/L
HAA 12A	5/8/2013	1,1-DICHLOROETHANE	0.1	2	U		2	ug/L
HAA 12A	5/6/2014	1,1-DICHLOROETHANE	0.3	1	U	U	1	ug/L
HAA 12A	4/22/2015	1,1-DICHLOROETHANE	0.07	1	U	R	1	ug/L
HAA 12A	5/6/2014	1,1-DICHLOROETHYLENE	0.3	1	U	U	1	ug/L
HAA 12A	4/22/2015	1,1-DICHLOROETHYLENE	0.08	1	U	R	1	ug/L
HAA 12A	5/6/2014	1,2,3-TRICHLOROBENZENE	0.3	1	U	U	1	ug/L
HAA 12A	4/22/2015	1,2,3-TRICHLOROBENZENE	0.09	1	U	R	1	ug/L
HAA 12A	5/6/2014	1,2,4-TRICHLOROBENZENE	0.3	1	U	U	1	ug/L
HAA 12A	4/22/2015	1,2,4-TRICHLOROBENZENE	0.08	1	U	R	1	ug/L
HAA 12A	5/6/2014	1,2-DIBROMO-3-CHLOROPROPANE	0.5	1	U	U	1	ug/L
HAA 12A	4/22/2015	1,2-DIBROMO-3-CHLOROPROPANE	0.41	1	U	R	1	ug/L
HAA 12A	5/6/2014	1,2-DIBROMOETHANE	0.3	1	U	U	1	ug/L
HAA 12A	4/22/2015	1,2-DIBROMOETHANE	0.13	1	U	R	1	ug/L
HAA 12A	5/6/2014	1,2-DICHLOROBENZENE	0.3	1	U	U	1	ug/L
HAA 12A	4/22/2015	1,2-DICHLOROBENZENE	0.06	1	U	R	1	ug/L
HAA 12A	5/6/2014	1,2-DICHLOROETHANE (EDC)	0.3	1	U	U	1	ug/L
HAA 12A	4/22/2015	1,2-DICHLOROETHANE (EDC)	0.1	1	U	R	1	ug/L
HAA 12A	5/6/2014	1,2-DICHLOROPROPANE	0.3	1	U	U	1	ug/L
HAA 12A	4/22/2015	1,2-DICHLOROPROPANE	0.1	1	U	R	1	ug/L
HAA 12A	5/6/2014	1,3-DICHLOROBENZENE	0.3	1	U	U	1	ug/L
HAA 12A	4/22/2015	1,3-DICHLOROBENZENE	0.08	1	U	R	1	ug/L
HAA 12A	5/6/2014	1,4-DICHLOROBENZENE	0.3	1	U	U	1	ug/L
HAA 12A	4/22/2015	1,4-DICHLOROBENZENE	0.12	1	U	R	1	ug/L
HAA 12A	5/6/2014	1,4-DIOXANE	15	50	U	U	50	ug/L
HAA 12A	4/22/2015	1,4-DIOXANE	7.6	80	U	R	80	ug/L
HAA 12A	5/6/2014	2-HEXANONE	1.5	5	U	U	5	ug/L
HAA 12A	4/22/2015	2-HEXANONE	0.22	5	U	R	5	ug/L
HAA 12A	5/6/2014	ACETONE	1.5	5	U	U	5	ug/L
HAA 12A	4/22/2015	ACETONE	0.34	2		J	8.3	ug/L
HAA 12A	5/6/2014	BENZENE	0.3	1	U	U	1	ug/L
HAA 12A	4/22/2015	BENZENE	0.06	1	U	R	1	ug/L
HAA 12A	5/6/2014	BROMOCHLOROMETHANE	0.3	1	U	U	1	ug/L
HAA 12A	4/22/2015	BROMOCHLOROMETHANE	0.13	1	U	R	1	ug/L
HAA 12A	5/6/2014	BROMODICHLOROMETHANE	0.3	1	U	U	1	ug/L
HAA 12A	4/22/2015	BROMODICHLOROMETHANE	0.09	1	U	R	1	ug/L
HAA 12A	5/6/2014	BROMOFORM (TRIBROMOMETHANE)	0.3	1	U	U	1	ug/L
HAA 12A	4/22/2015	BROMOFORM (TRIBROMOMETHANE)	0.17	1	U	R	1	ug/L
HAA 12A	5/6/2014	BROMOMETHANE (METHYL BROMIDE)	0.3	1	U	U	1	ug/L
HAA 12A	4/22/2015	BROMOMETHANE (METHYL BROMIDE)	0.25	2	U	R	2	ug/L
HAA 12A	7/1/2002	CADMIUM	0.4	12	U		12	ug/L
HAA 12A	7/1/2002	CADMIUM	0.4	12	U		12	ug/L
HAA 12A	1/15/2003	CADMIUM	1.1	12	U		12	ug/L
HAA 12A	8/20/2003	CADMIUM	1.1	12	U		12	ug/L
HAA 12A	3/11/2004	CADMIUM	0.04	1	U	U	1	ug/L
HAA 12A	9/22/2004	CADMIUM	0.04	1	U		1	ug/L
HAA 12A	3/16/2005	CADMIUM	0.1	1	U	U	1	ug/L
HAA 12A	9/23/2005	CADMIUM	0.0672	0.5	U	U	0.5	ug/L
HAA 12A	4/6/2006	CADMIUM	0.0574	0.5	U	U	0.5	ug/L

Bold indicates concentration exceeds the MCL or USEPA Regional Screening Levels, http://epa.gov/reg3hwm/risk/human/rb-concentration_table/index.htm. (May 2014 RSL Table)

Station	Date	Analyte	MDL	PQL	Lab Qual	EPA Qual	Result	Units
HAA 12A	4/6/2006	CADMIUM	0.0574	0.5	U	U	0.5	ug/L
HAA 12A	5/15/2007	CADMIUM	0.057	0.5	U	U	0.5	ug/L
HAA 12A	4/29/2008	CADMIUM	0.1	1	U	U	1	ug/L
HAA 12A	4/29/2008	CADMIUM	0.1	1	U	U	1	ug/L
HAA 12A	5/5/2009	CADMIUM	1	10	U	U	10	ug/L
HAA 12A	5/3/2010	CADMIUM	0.2	2	U	U	2	ug/L
HAA 12A	5/3/2011	CADMIUM	0.2	2	U	U	2	ug/L
HAA 12A	4/30/2012	CADMIUM	0.2	2	U	U	2	ug/L
HAA 12A	5/8/2013	CADMIUM	0.2	2	U		2	ug/L
HAA 12A	5/6/2014	CADMIUM	0.1	1	U	U	1	ug/L
HAA 12A	4/22/2015	CADMIUM	0.1	1	U	U	1	ug/L
HAA 12A	5/6/2014	CARBON DISULFIDE	1.5	5	U	U	5	ug/L
HAA 12A	4/22/2015	CARBON DISULFIDE	0.05	1	U	R	1	ug/L
HAA 12A	7/1/2002	CARBON TETRACHLORIDE	0.24	1	U		1	ug/L
HAA 12A	7/1/2002	CARBON TETRACHLORIDE	0.24	1	U		1	ug/L
HAA 12A	1/15/2003	CARBON TETRACHLORIDE	0.24	1	U		1	ug/L
HAA 12A	8/20/2003	CARBON TETRACHLORIDE	0.11	1	U		1	ug/L
HAA 12A	3/11/2004	CARBON TETRACHLORIDE	0.29	1	U	UJ	1	ug/L
HAA 12A	9/22/2004	CARBON TETRACHLORIDE	0.29	1	U		1	ug/L
HAA 12A	3/16/2005	CARBON TETRACHLORIDE	2.9	10	U	U	10	ug/L
HAA 12A	9/23/2005	CARBON TETRACHLORIDE	0.09	0.5	U	U	0.5	ug/L
HAA 12A	4/6/2006	CARBON TETRACHLORIDE	0.15	0.5	U	U	0.5	ug/L
HAA 12A	4/6/2006	CARBON TETRACHLORIDE	0.15	0.5	U	U	0.5	ug/L
HAA 12A	5/15/2007	CARBON TETRACHLORIDE	0.4	2	U	U	2	ug/L
HAA 12A	4/29/2008	CARBON TETRACHLORIDE	1.04	2	U	U	2	ug/L
HAA 12A	4/29/2008	CARBON TETRACHLORIDE	1.04	2	U	U	2	ug/L
HAA 12A	4/29/2008	CARBON TETRACHLORIDE	1.04	2	U	U	2	ug/L
HAA 12A	5/5/2009	CARBON TETRACHLORIDE	0.26	1	U	U	1	ug/L
HAA 12A	5/3/2010	CARBON TETRACHLORIDE	1.04	2	U	U	2	ug/L
HAA 12A	5/3/2011	CARBON TETRACHLORIDE	0.13	2	U	U	2	ug/L
HAA 12A	4/30/2012	CARBON TETRACHLORIDE	0.13	2	U	U	2	ug/L
HAA 12A	5/8/2013	CARBON TETRACHLORIDE	0.13	2	U		2	ug/L
HAA 12A	5/6/2014	CARBON TETRACHLORIDE	0.3	1	U	U	1	ug/L
HAA 12A	4/22/2015	CARBON TETRACHLORIDE	0.13	1	U	R	1	ug/L
HAA 12A	5/6/2014	CHLOROBENZENE	0.3	1	U	U	1	ug/L
HAA 12A	4/22/2015	CHLOROBENZENE	0.15	1	U	R	1	ug/L
HAA 12A	5/6/2014	CHLOROETHANE (ETHYL CHLORIDE)	0.3	1	U	U	1	ug/L
HAA 12A	4/22/2015	CHLOROETHANE (ETHYL CHLORIDE)	0.1	2	U	R	2	ug/L
HAA 12A	5/6/2014	CHLOROETHENE (VINYL CHLORIDE)	0.3	1	U	U	1	ug/L
HAA 12A	4/22/2015	CHLOROETHENE (VINYL CHLORIDE)	0.08	2	U	R	2	ug/L
HAA 12A	5/6/2014	CHLOROFORM	0.3	1	U	U	1	ug/L
HAA 12A	4/22/2015	CHLOROFORM	0.1	1	U	R	1	ug/L
HAA 12A	5/6/2014	CHLOROMETHANE (METHYL CHLORIDE)	0.3	1	U	U	1	ug/L
HAA 12A	4/22/2015	CHLOROMETHANE (METHYL CHLORIDE)	0.08	2	U	R	2	ug/L
HAA 12A	5/6/2014	CIS-1,2-DICHLOROETHYLENE	0.3	1	U	U	1	ug/L
HAA 12A	4/22/2015	CIS-1,2-DICHLOROETHYLENE	0.09	1	U	R	1	ug/L
HAA 12A	5/6/2014	CIS-1,3-DICHLOROPROPENE	0.3	1	U	U	1	ug/L
HAA 12A	4/22/2015	CIS-1,3-DICHLOROPROPENE	0.07	1	U	R	1	ug/L
HAA 12A	5/6/2014	CUMENE (ISOPROPYLBENZENE)	0.3	1	U	U	1	ug/L
HAA 12A	4/22/2015	CUMENE (ISOPROPYLBENZENE)	0.08	1	U	R	1	ug/L
HAA 12A	5/6/2014	CYCLOHEXANE	0.3	1	U	U	1	ug/L
HAA 12A	4/22/2015	CYCLOHEXANE	0.07	1	U	R	1	ug/L
HAA 12A	5/6/2014	DIBROMOCHLOROMETHANE	0.3	1	U	U	1	ug/L
HAA 12A	4/22/2015	DIBROMOCHLOROMETHANE	0.13	1	U	R	1	ug/L
HAA 12A	5/6/2014	DICHLORODIFLUOROMETHANE	0.3	1	U	U	1	ug/L
HAA 12A	4/22/2015	DICHLORODIFLUOROMETHANE	0.08	2	U	R	2	ug/L
HAA 12A	5/6/2014	DICHLOROMETHANE (METHYLENE CHLORIDE)	1	5	U	U	5	ug/L
HAA 12A	4/22/2015	DICHLOROMETHANE (METHYLENE CHLORIDE)	0.27	1	U	R	1	ug/L
HAA 12A	5/6/2014	ETHYLBENZENE	0.3	1	U	U	1	ug/L
HAA 12A	4/22/2015	ETHYLBENZENE	0.09	1	U	R	1	ug/L
HAA 12A	4/6/2006	GROSS ALPHA	7	43		J	98	pCi/L
HAA 12A	4/6/2006	GROSS ALPHA	2.3	5.5	U	UJ	2.2	pCi/L
HAA 12A	7/27/2006	GROSS ALPHA	3.28	11.1	J		5.67	pCi/L
HAA 12A	5/15/2007	GROSS ALPHA	3.44	11.7	J	J	6.19	pCi/L
HAA 12A	9/19/2007	GROSS ALPHA	1.8	7.45	J		5.26	pCi/L
HAA 12A	4/29/2008	GROSS ALPHA	3.46	10.4	J	J	3.82	pCi/L
HAA 12A	4/29/2008	GROSS ALPHA	3.5	8.52	U	U	1.76	pCi/L
HAA 12A	9/8/2008	GROSS ALPHA	3.77	11.5	J		5.32	pCi/L
HAA 12A	5/5/2009	GROSS ALPHA	4.42	14	J	J	6.75	pCi/L
HAA 12A	8/26/2009	GROSS ALPHA	3.46	10.4	J		4.18	pCi/L
HAA 12A	8/24/2010	GROSS ALPHA	1.85	4.71	U		1.65	pCi/L

Bold indicates concentration exceeds the MCL or USEPA Regional Screening Levels, http://epa.gov/reg3hwm/risk/human/rb-concentration_table/index.htm. (May 2014 RSL Table)

Station	Date	Analyte	MDL	PQL	Lab Qual	EPA Qual	Result	Units
HAA 12A	8/24/2010	GROSS ALPHA	2.57	5.31	U		0.665	pCi/L
HAA 12A	4/30/2012	GROSS ALPHA	4.07	13.3	J	J	6.39	pCi/L
HAA 12A	5/8/2013	GROSS ALPHA	3.93	11.4	J		4.38	pCi/L
HAA 12A	5/6/2014	GROSS ALPHA	3.51	11.2	J	J	5.48	pCi/L
HAA 12A	4/22/2015	GROSS ALPHA	7.15	14.8	U	U	1.71	pCi/L
HAA 12A	7/1/2002	LEAD	0.9	8	U		8	ug/L
HAA 12A	7/1/2002	LEAD	0.9	8	U		8	ug/L
HAA 12A	1/15/2003	LEAD	2.2	8	U		8	ug/L
HAA 12A	8/20/2003	LEAD	2.2	8	U		8	ug/L
HAA 12A	3/11/2004	LEAD	0.05	2	UJ	U	0.332	ug/L
HAA 12A	9/22/2004	LEAD	0.05	2			5.35	ug/L
HAA 12A	3/16/2005	LEAD	0.5	2			2.23	ug/L
HAA 12A	9/23/2005	LEAD	0.565	3	U	U	3	ug/L
HAA 12A	4/6/2006	LEAD	0.492	3	U	U	3	ug/L
HAA 12A	4/6/2006	LEAD	0.492	3	J	J	0.69	ug/L
HAA 12A	5/15/2007	LEAD	0.49	3			5.3	ug/L
HAA 12A	4/29/2008	LEAD	0.1	1			1.43	ug/L
HAA 12A	4/29/2008	LEAD	0.1	1	J	J	0.887	ug/L
HAA 12A	5/5/2009	LEAD	2	20	U	U	20	ug/L
HAA 12A	5/3/2010	LEAD	0.4	4	J	J	0.983	ug/L
HAA 12A	5/3/2011	LEAD	1	10			15	ug/L
HAA 12A	4/30/2012	LEAD	1	10	J	J	3.78	ug/L
HAA 12A	5/8/2013	LEAD	1	10	J		3.14	ug/L
HAA 12A	5/6/2014	LEAD	0.5	5	J	J	1.4	ug/L
HAA 12A	4/22/2015	LEAD	0.5	5			6.22	ug/L
HAA 12A	5/6/2014	M,P-XYLENE	0.3	2	U	U	2	ug/L
HAA 12A	4/22/2015	M,P-XYLENE	0.14	2	U	R	2	ug/L
HAA 12A	5/6/2014	METHYL ACETATE	1.5	5	U	U	5	ug/L
HAA 12A	4/22/2015	METHYL ACETATE	0.37	25	U	R	25	ug/L
HAA 12A	5/6/2014	METHYL ETHYL KETONE	1.5	5	U	U	5	ug/L
HAA 12A	4/22/2015	METHYL ETHYL KETONE	0.52	5	J	J	1.3	ug/L
HAA 12A	5/6/2014	METHYL ISOBUTYL KETONE	1.5	5	U	U	5	ug/L
HAA 12A	4/22/2015	METHYL ISOBUTYL KETONE	0.12	5	U	R	5	ug/L
HAA 12A	5/6/2014	METHYL TERTIARY BUTYL ETHER (MTBE)	0.3	1	U	U	1	ug/L
HAA 12A	4/22/2015	METHYL TERTIARY BUTYL ETHER (MTBE)	0.11	2	U	R	2	ug/L
HAA 12A	5/6/2014	METHYLCYCLOHEXANE	0.3	1	U	U	1	ug/L
HAA 12A	4/22/2015	METHYLCYCLOHEXANE	0.1	4	U	R	4	ug/L
HAA 12A	7/1/2002	NONVOLATILE BETA	26.4	41.54	U		16.7	pCi/L
HAA 12A	7/1/2002	NONVOLATILE BETA	26.4	38.38	U		3.47	pCi/L
HAA 12A	1/15/2003	NONVOLATILE BETA	8.94	8.94			14	pCi/L
HAA 12A	8/20/2003	NONVOLATILE BETA					23.5	pCi/L
HAA 12A	3/11/2004	NONVOLATILE BETA	1.27	3.39			15.1	pCi/L
HAA 12A	9/22/2004	NONVOLATILE BETA	10.2	26.2	J		20	pCi/L
HAA 12A	3/16/2005	NONVOLATILE BETA	11.4	30.6		J	31.2	pCi/L
HAA 12A	9/23/2005	NONVOLATILE BETA	4.73	14.4			16.3	pCi/L
HAA 12A	4/6/2006	NONVOLATILE BETA	11	139		J	4470	pCi/L
HAA 12A	4/6/2006	NONVOLATILE BETA	4.1	10.1		J	23.4	pCi/L
HAA 12A	7/27/2006	NONVOLATILE BETA	4.77	12.4	J		7.77	pCi/L
HAA 12A	5/15/2007	NONVOLATILE BETA	4.8	13.9	J	J	13	pCi/L
HAA 12A	9/19/2007	NONVOLATILE BETA	3.3	9.74	J		9.5	pCi/L
HAA 12A	4/29/2008	NONVOLATILE BETA	4.42	14			16.2	pCi/L
HAA 12A	4/29/2008	NONVOLATILE BETA	4.28	13.8			16.2	pCi/L
HAA 12A	9/8/2008	NONVOLATILE BETA	4.93	13.9	J		12.1	pCi/L
HAA 12A	5/5/2009	NONVOLATILE BETA	5.01	15.9			20.4	pCi/L
HAA 12A	8/26/2009	NONVOLATILE BETA	4.54	13.6	J		13.3	pCi/L
HAA 12A	5/3/2010	NONVOLATILE BETA	4.71	12.3	J	J	7.79	pCi/L
HAA 12A	8/24/2010	NONVOLATILE BETA	1.81	5.73			8.78	pCi/L
HAA 12A	8/24/2010	NONVOLATILE BETA	1.58	4.72			5.49	pCi/L
HAA 12A	8/24/2010	NONVOLATILE BETA	1.58	4.72			5.49	pCi/L
HAA 12A	5/3/2011	NONVOLATILE BETA	4.57	12.7	J	J	9.79	pCi/L
HAA 12A	4/30/2012	NONVOLATILE BETA	4.63	14.4			16.2	pCi/L
HAA 12A	5/8/2013	NONVOLATILE BETA	4.77	13.7	J		12.7	pCi/L
HAA 12A	5/6/2014	NONVOLATILE BETA	4.27	13.9			17.9	pCi/L
HAA 12A	4/22/2015	NONVOLATILE BETA	8.73	30.9			50.4	pCi/L
HAA 12A	5/6/2014	O-XYLENE	0.3	1	U	U	1	ug/L
HAA 12A	4/22/2015	O-XYLENE	0.06	1	U	R	1	ug/L
HAA 12A	5/6/2014	STYRENE	0.3	1	U	U	1	ug/L
HAA 12A	4/22/2015	STYRENE	0.07	1	U	R	1	ug/L
HAA 12A	5/6/2014	TETRACHLOROETHYLENE (PCE)	0.3	1	U	U	1	ug/L
HAA 12A	4/22/2015	TETRACHLOROETHYLENE (PCE)	0.18	1	U	R	1	ug/L
HAA 12A	5/6/2014	TOLUENE	0.3	1	U	U	1	ug/L

Bold indicates concentration exceeds the MCL or USEPA Regional Screening Levels, http://epa.gov/reg3hwm/risk/human/rb-concentration_table/index.htm. (May 2014 RSL Table)

Station	Date	Analyte	MDL	PQL	Lab Qual	EPA Qual	Result	Units
HAA 12A	4/22/2015	TOLUENE	0.07	1	J	U	0.97	ug/L
HAA 12A	5/6/2014	TRANS-1,2-DICHLOROETHYLENE	0.3	1	U	U	1	ug/L
HAA 12A	4/22/2015	TRANS-1,2-DICHLOROETHYLENE	0.08	1	U	R	1	ug/L
HAA 12A	5/6/2014	TRANS-1,3-DICHLOROPROPENE	0.3	1	U	U	1	ug/L
HAA 12A	4/22/2015	TRANS-1,3-DICHLOROPROPENE	0.08	1	U	R	1	ug/L
HAA 12A	7/1/2002	TRICHLOROETHYLENE (TCE)	0.28	1	U		1	ug/L
HAA 12A	7/1/2002	TRICHLOROETHYLENE (TCE)	0.28	1	U		1	ug/L
HAA 12A	1/15/2003	TRICHLOROETHYLENE (TCE)	0.28	1	U		1	ug/L
HAA 12A	8/20/2003	TRICHLOROETHYLENE (TCE)	0.16	1	U		1	ug/L
HAA 12A	3/11/2004	TRICHLOROETHYLENE (TCE)	0.36	1	U	UJ	1	ug/L
HAA 12A	9/22/2004	TRICHLOROETHYLENE (TCE)	0.36	1	U		1	ug/L
HAA 12A	3/16/2005	TRICHLOROETHYLENE (TCE)	3.6	10	U	U	10	ug/L
HAA 12A	9/23/2005	TRICHLOROETHYLENE (TCE)	0.13	0.5	U	U	0.5	ug/L
HAA 12A	4/6/2006	TRICHLOROETHYLENE (TCE)	0.2	0.5	U	U	0.5	ug/L
HAA 12A	4/6/2006	TRICHLOROETHYLENE (TCE)	0.2	0.5	U	U	0.5	ug/L
HAA 12A	5/15/2007	TRICHLOROETHYLENE (TCE)	0.2	2	U	U	2	ug/L
HAA 12A	4/29/2008	TRICHLOROETHYLENE (TCE)	0.97	2	U	U	2	ug/L
HAA 12A	4/29/2008	TRICHLOROETHYLENE (TCE)	0.97	2	U	U	2	ug/L
HAA 12A	4/29/2008	TRICHLOROETHYLENE (TCE)	0.97	2	U	U	2	ug/L
HAA 12A	5/5/2009	TRICHLOROETHYLENE (TCE)	0.25	1	U	U	1	ug/L
HAA 12A	5/3/2010	TRICHLOROETHYLENE (TCE)	0.97	2	U	U	2	ug/L
HAA 12A	5/3/2011	TRICHLOROETHYLENE (TCE)	0.1	2	U	U	2	ug/L
HAA 12A	4/30/2012	TRICHLOROETHYLENE (TCE)	0.1	2	U	U	2	ug/L
HAA 12A	5/8/2013	TRICHLOROETHYLENE (TCE)	0.1	2	U		2	ug/L
HAA 12A	5/6/2014	TRICHLOROETHYLENE (TCE)	0.3	1	U	U	1	ug/L
HAA 12A	4/22/2015	TRICHLOROETHYLENE (TCE)	0.25	1	U	R	1	ug/L
HAA 12A	5/6/2014	TRICHLOROFLUOROMETHANE	0.3	1	U	U	1	ug/L
HAA 12A	4/22/2015	TRICHLOROFLUOROMETHANE	0.11	1	U	R	1	ug/L
HAA 12A	7/1/2002	TRITIUM	0.54	1.886			10.7	pCi/mL
HAA 12A	7/1/2002	TRITIUM	0.56	1.94			10.7	pCi/mL
HAA 12A	1/15/2003	TRITIUM	0.563	1.863			9.01	pCi/mL
HAA 12A	8/20/2003	TRITIUM					18.402	pCi/mL
HAA 12A	8/20/2003	TRITIUM					18.359	pCi/mL
HAA 12A	3/11/2004	TRITIUM	0.334	1.39			14.6	pCi/mL
HAA 12A	9/22/2004	TRITIUM	0.872	2.58			11.3	pCi/mL
HAA 12A	3/16/2005	TRITIUM	0.885	3.28			25	pCi/mL
HAA 12A	9/23/2005	TRITIUM	0.819	3.02		J	23.1	pCi/mL
HAA 12A	4/6/2006	TRITIUM	0.21	1.89			17.7	pCi/mL
HAA 12A	4/6/2006	TRITIUM	0.21	1.79			15.3	pCi/mL
HAA 12A	7/27/2006	TRITIUM	0.982	2.6			6.66	pCi/mL
HAA 12A	5/15/2007	TRITIUM	0.575	1.75			6.54	pCi/mL
HAA 12A	9/19/2007	TRITIUM	0.579	1.7			5.49	pCi/mL
HAA 12A	4/29/2008	TRITIUM	0.429	1.76			11.8	pCi/mL
HAA 12A	4/29/2008	TRITIUM	0.429	1.72			10.9	pCi/mL
HAA 12A	4/29/2008	TRITIUM	0.429	1.72			10.9	pCi/mL
HAA 12A	9/8/2008	TRITIUM	0.595	1.8			6.59	pCi/mL
HAA 12A	5/5/2009	TRITIUM	0.535	2			13.3	pCi/mL
HAA 12A	8/26/2009	TRITIUM	0.441	1.54			7.19	pCi/mL
HAA 12A	5/3/2010	TRITIUM	0.454	1.73			10.2	pCi/mL
HAA 12A	8/24/2010	TRITIUM	0.554	2.06			9.08	pCi/mL
HAA 12A	5/3/2011	TRITIUM	0.466	1.43			4.57	pCi/mL
HAA 12A	4/30/2012	TRITIUM	0.47	1.78			10.1	pCi/mL
HAA 12A	5/8/2013	TRITIUM	0.534	1.77			7.39	pCi/mL
HAA 12A	5/6/2014	TRITIUM	0.381	1.37			5.86	pCi/mL
HAA 12A	4/22/2015	TRITIUM	0.532	2.46			28.6	pCi/mL
HAA 12D	7/1/2002	1,1,1-TRICHLOROETHANE	0.21	1	U		1	ug/L
HAA 12D	1/15/2003	1,1,1-TRICHLOROETHANE	0.21	1	U		1	ug/L
HAA 12D	8/20/2003	1,1,1-TRICHLOROETHANE	0.09	1	U		1	ug/L
HAA 12D	3/11/2004	1,1,1-TRICHLOROETHANE	0.34	1	U	UJ	1	ug/L
HAA 12D	9/22/2004	1,1,1-TRICHLOROETHANE	0.11	5	U		5	ug/L
HAA 12D	9/22/2004	1,1,1-TRICHLOROETHANE	0.34	1	U		1	ug/L
HAA 12D	3/22/2005	1,1,1-TRICHLOROETHANE	0.34	1	U	UJ	1	ug/L
HAA 12D	9/23/2005	1,1,1-TRICHLOROETHANE	0.08	0.5	U	U	0.5	ug/L
HAA 12D	4/6/2006	1,1,1-TRICHLOROETHANE	0.15	0.5	U	U	0.5	ug/L
HAA 12D	5/15/2007	1,1,1-TRICHLOROETHANE	0.3	2	U	U	2	ug/L
HAA 12D	4/29/2008	1,1,1-TRICHLOROETHANE	0.79	2	U	U	2	ug/L
HAA 12D	5/5/2009	1,1,1-TRICHLOROETHANE	0.325	1	U	U	1	ug/L
HAA 12D	5/3/2010	1,1,1-TRICHLOROETHANE	0.79	2	U	U	2	ug/L
HAA 12D	5/3/2011	1,1,1-TRICHLOROETHANE	0.15	2	U	U	2	ug/L
HAA 12D	5/3/2011	1,1,1-TRICHLOROETHANE	0.15	2	U	U	2	ug/L
HAA 12D	4/30/2012	1,1,1-TRICHLOROETHANE	0.15	2	U	U	2	ug/L

Bold indicates concentration exceeds the MCL or USEPA Regional Screening Levels, http://epa.gov/reg3hwm/risk/human/rb-concentration_table/index.htm. (May 2014 RSL Table)

Station	Date	Analyte	MDL	PQL	Lab Qual	EPA Qual	Result	Units
HAA 12D	4/30/2012	1,1,1-TRICHLOROETHANE	0.15	2	U	U	2	ug/L
HAA 12D	5/8/2013	1,1,1-TRICHLOROETHANE	0.15	2	U		2	ug/L
HAA 12D	5/6/2014	1,1,1-TRICHLOROETHANE	0.3	1	U	U	1	ug/L
HAA 12D	4/22/2015	1,1,1-TRICHLOROETHANE	0.07	1	U	U	1	ug/L
HAA 12D	5/6/2014	1,1,2,2-TETRACHLOROETHANE	0.3	1	U	U	1	ug/L
HAA 12D	4/22/2015	1,1,2,2-TETRACHLOROETHANE	0.1	1	U	U	1	ug/L
HAA 12D	5/6/2014	1,1,2-TRICHLORO-1,2,2-TRIFLUOROETHANE	2	5	U	U	5	ug/L
HAA 12D	4/22/2015	1,1,2-TRICHLORO-1,2,2-TRIFLUOROETHANE	0.1	1	U	U	1	ug/L
HAA 12D	5/6/2014	1,1,2-TRICHLOROETHANE	0.3	1	U	U	1	ug/L
HAA 12D	4/22/2015	1,1,2-TRICHLOROETHANE	0.15	1	U	U	1	ug/L
HAA 12D	7/1/2002	1,1-DICHLOROETHANE	0.12	1	U		1	ug/L
HAA 12D	1/15/2003	1,1-DICHLOROETHANE	0.12	1	U		1	ug/L
HAA 12D	8/20/2003	1,1-DICHLOROETHANE	0.05	1	U		1	ug/L
HAA 12D	3/11/2004	1,1-DICHLOROETHANE	0.41	1	U	UJ	1	ug/L
HAA 12D	9/22/2004	1,1-DICHLOROETHANE	0.21	5	U		5	ug/L
HAA 12D	9/22/2004	1,1-DICHLOROETHANE	0.41	1	U		1	ug/L
HAA 12D	3/22/2005	1,1-DICHLOROETHANE	0.41	1	U	UJ	1	ug/L
HAA 12D	9/23/2005	1,1-DICHLOROETHANE	0.07	0.5	U	U	0.5	ug/L
HAA 12D	4/6/2006	1,1-DICHLOROETHANE	0.16	0.5	U	U	0.5	ug/L
HAA 12D	5/15/2007	1,1-DICHLOROETHANE	0.2	2	U	U	2	ug/L
HAA 12D	4/29/2008	1,1-DICHLOROETHANE	0.9	2	U	U	2	ug/L
HAA 12D	5/5/2009	1,1-DICHLOROETHANE	0.3	1	U	U	1	ug/L
HAA 12D	5/3/2010	1,1-DICHLOROETHANE	0.9	2	U	U	2	ug/L
HAA 12D	5/3/2011	1,1-DICHLOROETHANE	0.1	2	U	U	2	ug/L
HAA 12D	5/3/2011	1,1-DICHLOROETHANE	0.1	2	U	U	2	ug/L
HAA 12D	4/30/2012	1,1-DICHLOROETHANE	0.1	2	U	U	2	ug/L
HAA 12D	4/30/2012	1,1-DICHLOROETHANE	0.1	2	U	U	2	ug/L
HAA 12D	5/8/2013	1,1-DICHLOROETHANE	0.1	2	U		2	ug/L
HAA 12D	5/6/2014	1,1-DICHLOROETHANE	0.3	1	U	U	1	ug/L
HAA 12D	4/22/2015	1,1-DICHLOROETHANE	0.07	1	U	U	1	ug/L
HAA 12D	5/6/2014	1,1-DICHLOROETHYLENE	0.3	1	U	U	1	ug/L
HAA 12D	4/22/2015	1,1-DICHLOROETHYLENE	0.08	1	U	U	1	ug/L
HAA 12D	5/6/2014	1,2,3-TRICHLOROBENZENE	0.3	1	U	U	1	ug/L
HAA 12D	4/22/2015	1,2,3-TRICHLOROBENZENE	0.09	1	U	U	1	ug/L
HAA 12D	5/6/2014	1,2,4-TRICHLOROBENZENE	0.3	1	U	U	1	ug/L
HAA 12D	4/22/2015	1,2,4-TRICHLOROBENZENE	0.08	1	U	U	1	ug/L
HAA 12D	5/6/2014	1,2-DIBROMO-3-CHLOROPROPANE	0.5	1	U	U	1	ug/L
HAA 12D	4/22/2015	1,2-DIBROMO-3-CHLOROPROPANE	0.41	1	U	U	1	ug/L
HAA 12D	5/6/2014	1,2-DIBROMOETHANE	0.3	1	U	U	1	ug/L
HAA 12D	4/22/2015	1,2-DIBROMOETHANE	0.13	1	U	U	1	ug/L
HAA 12D	5/6/2014	1,2-DICHLOROBENZENE	0.3	1	U	U	1	ug/L
HAA 12D	4/22/2015	1,2-DICHLOROBENZENE	0.06	1	U	U	1	ug/L
HAA 12D	5/6/2014	1,2-DICHLOROETHANE (EDC)	0.3	1	U	U	1	ug/L
HAA 12D	4/22/2015	1,2-DICHLOROETHANE (EDC)	0.1	1	U	U	1	ug/L
HAA 12D	5/6/2014	1,2-DICHLOROPROPANE	0.3	1	U	U	1	ug/L
HAA 12D	4/22/2015	1,2-DICHLOROPROPANE	0.1	1	U	U	1	ug/L
HAA 12D	5/6/2014	1,3-DICHLOROBENZENE	0.3	1	U	U	1	ug/L
HAA 12D	4/22/2015	1,3-DICHLOROBENZENE	0.08	1	U	U	1	ug/L
HAA 12D	5/6/2014	1,4-DICHLOROBENZENE	0.3	1	U	U	1	ug/L
HAA 12D	4/22/2015	1,4-DICHLOROBENZENE	0.12	1	U	U	1	ug/L
HAA 12D	5/6/2014	1,4-DIOXANE	15	50	U	U	50	ug/L
HAA 12D	4/22/2015	1,4-DIOXANE	7.6	80	U	U	80	ug/L
HAA 12D	5/6/2014	2-HEXANONE	1.5	5	U	U	5	ug/L
HAA 12D	4/22/2015	2-HEXANONE	0.22	5	U	U	5	ug/L
HAA 12D	5/6/2014	ACETONE	1.5	5	U	U	5	ug/L
HAA 12D	4/22/2015	ACETONE	0.34	2		J	4.5	ug/L
HAA 12D	5/6/2014	BENZENE	0.3	1	U	U	1	ug/L
HAA 12D	4/22/2015	BENZENE	0.06	1	U	U	1	ug/L
HAA 12D	5/6/2014	BROMOCHLOROMETHANE	0.3	1	U	U	1	ug/L
HAA 12D	4/22/2015	BROMOCHLOROMETHANE	0.13	1	U	U	1	ug/L
HAA 12D	5/6/2014	BROMODICHLOROMETHANE	0.3	1	U	U	1	ug/L
HAA 12D	4/22/2015	BROMODICHLOROMETHANE	0.09	1	U	U	1	ug/L
HAA 12D	5/6/2014	BROMOFORM (TRIBROMOMETHANE)	0.3	1	U	U	1	ug/L
HAA 12D	4/22/2015	BROMOFORM (TRIBROMOMETHANE)	0.17	1	U	U	1	ug/L
HAA 12D	5/6/2014	BROMOMETHANE (METHYL BROMIDE)	0.3	1	U	U	1	ug/L
HAA 12D	4/22/2015	BROMOMETHANE (METHYL BROMIDE)	0.25	2	U	U	2	ug/L
HAA 12D	7/1/2002	CADMIUM	0.4	12	U		12	ug/L
HAA 12D	1/15/2003	CADMIUM	1.1	12	U		12	ug/L
HAA 12D	8/20/2003	CADMIUM	1.1	12	U		12	ug/L
HAA 12D	8/20/2003	CADMIUM	1.1	12	U		12	ug/L
HAA 12D	3/11/2004	CADMIUM	0.04	1	U	U	1	ug/L

Bold indicates concentration exceeds the MCL or USEPA Regional Screening Levels, http://epa.gov/reg3hwm/risk/human/rb-concentration_table/index.htm. (May 2014 RSL Table)

Station	Date	Analyte	MDL	PQL	Lab Qual	EPA Qual	Result	Units
HAA 12D	9/22/2004	CADMIUM	0.0183	5	U		5	ug/L
HAA 12D	9/22/2004	CADMIUM	0.04	1	U		1	ug/L
HAA 12D	3/22/2005	CADMIUM	0.04	1	U	U	1	ug/L
HAA 12D	9/23/2005	CADMIUM	0.0672	0.5	U	U	0.5	ug/L
HAA 12D	4/6/2006	CADMIUM	0.0574	0.5	U	U	0.5	ug/L
HAA 12D	5/15/2007	CADMIUM	0.057	0.5	U	U	0.5	ug/L
HAA 12D	4/29/2008	CADMIUM	0.1	1	U	U	1	ug/L
HAA 12D	5/5/2009	CADMIUM	1	10	U	U	10	ug/L
HAA 12D	5/3/2010	CADMIUM	0.2	2	U	U	2	ug/L
HAA 12D	5/3/2011	CADMIUM	0.2	2	U	U	2	ug/L
HAA 12D	5/3/2011	CADMIUM	0.2	2	U	U	2	ug/L
HAA 12D	4/30/2012	CADMIUM	0.2	2	U	U	2	ug/L
HAA 12D	4/30/2012	CADMIUM	0.2	2	U	U	2	ug/L
HAA 12D	6/19/2012	CADMIUM	0.2	2	U	U	2	ug/L
HAA 12D	9/24/2012	CADMIUM	0.1	1	U	U	1	ug/L
HAA 12D	3/11/2013	CADMIUM	0.1	1	U	U	1	ug/L
HAA 12D	5/8/2013	CADMIUM	0.2	2	U		2	ug/L
HAA 12D	5/8/2013	CADMIUM	0.2	2	U		2	ug/L
HAA 12D	5/6/2014	CADMIUM	0.1	1	U	U	1	ug/L
HAA 12D	4/22/2015	CADMIUM	0.1	1	U	U	1	ug/L
HAA 12D	5/6/2014	CARBON DISULFIDE	1.5	5	U	U	5	ug/L
HAA 12D	4/22/2015	CARBON DISULFIDE	0.05	1	U	U	1	ug/L
HAA 12D	7/1/2002	CARBON TETRACHLORIDE	0.24	1	U		1	ug/L
HAA 12D	1/15/2003	CARBON TETRACHLORIDE	0.24	1	U		1	ug/L
HAA 12D	8/20/2003	CARBON TETRACHLORIDE	0.11	1	U		1	ug/L
HAA 12D	3/11/2004	CARBON TETRACHLORIDE	0.29	1	U	UJ	1	ug/L
HAA 12D	9/22/2004	CARBON TETRACHLORIDE	0.14	5	U		5	ug/L
HAA 12D	9/22/2004	CARBON TETRACHLORIDE	0.29	1	U		1	ug/L
HAA 12D	3/22/2005	CARBON TETRACHLORIDE	0.29	1	U	UJ	1	ug/L
HAA 12D	9/23/2005	CARBON TETRACHLORIDE	0.09	0.5	U	U	0.5	ug/L
HAA 12D	4/6/2006	CARBON TETRACHLORIDE	0.15	0.5	U	U	0.5	ug/L
HAA 12D	5/15/2007	CARBON TETRACHLORIDE	0.4	2	U	U	2	ug/L
HAA 12D	4/29/2008	CARBON TETRACHLORIDE	1.04	2	U	U	2	ug/L
HAA 12D	5/5/2009	CARBON TETRACHLORIDE	0.26	1	U	U	1	ug/L
HAA 12D	5/3/2010	CARBON TETRACHLORIDE	1.04	2	U	U	2	ug/L
HAA 12D	5/3/2011	CARBON TETRACHLORIDE	0.13	2	U	U	2	ug/L
HAA 12D	5/3/2011	CARBON TETRACHLORIDE	0.13	2	U	U	2	ug/L
HAA 12D	4/30/2012	CARBON TETRACHLORIDE	0.13	2	U	U	2	ug/L
HAA 12D	4/30/2012	CARBON TETRACHLORIDE	0.13	2	U	U	2	ug/L
HAA 12D	5/8/2013	CARBON TETRACHLORIDE	0.13	2	U		2	ug/L
HAA 12D	5/6/2014	CARBON TETRACHLORIDE	0.3	1	U	U	1	ug/L
HAA 12D	4/22/2015	CARBON TETRACHLORIDE	0.13	1	U	U	1	ug/L
HAA 12D	5/6/2014	CHLOROBENZENE	0.3	1	U	U	1	ug/L
HAA 12D	4/22/2015	CHLOROBENZENE	0.15	1	U	U	1	ug/L
HAA 12D	5/6/2014	CHLOROETHANE (ETHYL CHLORIDE)	0.3	1	U	U	1	ug/L
HAA 12D	4/22/2015	CHLOROETHANE (ETHYL CHLORIDE)	0.1	2	U	U	2	ug/L
HAA 12D	5/6/2014	CHLOROETHENE (VINYL CHLORIDE)	0.3	1	U	U	1	ug/L
HAA 12D	4/22/2015	CHLOROETHENE (VINYL CHLORIDE)	0.08	2	U	U	2	ug/L
HAA 12D	5/6/2014	CHLOROFORM	0.3	1	U	U	1	ug/L
HAA 12D	4/22/2015	CHLOROFORM	0.1	1	U	U	1	ug/L
HAA 12D	5/6/2014	CHLOROMETHANE (METHYL CHLORIDE)	0.3	1	U	U	1	ug/L
HAA 12D	4/22/2015	CHLOROMETHANE (METHYL CHLORIDE)	0.08	2	U	U	2	ug/L
HAA 12D	5/6/2014	CIS-1,2-DICHLOROETHYLENE	0.3	1	U	U	1	ug/L
HAA 12D	4/22/2015	CIS-1,2-DICHLOROETHYLENE	0.09	1	U	U	1	ug/L
HAA 12D	5/6/2014	CIS-1,3-DICHLOROPROPENE	0.3	1	U	U	1	ug/L
HAA 12D	4/22/2015	CIS-1,3-DICHLOROPROPENE	0.07	1	U	U	1	ug/L
HAA 12D	5/6/2014	CUMENE (ISOPROPYL BENZENE)	0.3	1	U	U	1	ug/L
HAA 12D	4/22/2015	CUMENE (ISOPROPYL BENZENE)	0.08	1	U	U	1	ug/L
HAA 12D	5/6/2014	CYCLOHEXANE	0.3	1	U	U	1	ug/L
HAA 12D	4/22/2015	CYCLOHEXANE	0.07	1	U	U	1	ug/L
HAA 12D	5/6/2014	DIBROMOCHLOROMETHANE	0.3	1	U	U	1	ug/L
HAA 12D	4/22/2015	DIBROMOCHLOROMETHANE	0.13	1	U	U	1	ug/L
HAA 12D	5/6/2014	DICHLORODIFLUOROMETHANE	0.3	1	U	U	1	ug/L
HAA 12D	4/22/2015	DICHLORODIFLUOROMETHANE	0.08	2	U	U	2	ug/L
HAA 12D	5/6/2014	DICHLOROMETHANE (METHYLENE CHLORIDE)	1	5	U	U	5	ug/L
HAA 12D	4/22/2015	DICHLOROMETHANE (METHYLENE CHLORIDE)	0.27	1	U	U	1	ug/L
HAA 12D	5/6/2014	ETHYLBENZENE	0.3	1	U	U	1	ug/L
HAA 12D	4/22/2015	ETHYLBENZENE	0.09	1	U	U	1	ug/L
HAA 12D	4/6/2006	GROSS ALPHA	0.48	1.12	U	U	0.4	pCi/L
HAA 12D	7/27/2006	GROSS ALPHA	2.47	5.82	U		1.07	pCi/L
HAA 12D	7/27/2006	GROSS ALPHA	2.47	5.26	U		0.61	pCi/L

Bold indicates concentration exceeds the MCL or USEPA Regional Screening Levels, http://epa.gov/reg3hwm/risk/human/rb-concentration_table/index.htm. (May 2014 RSL Table)

Station	Date	Analyte	MDL	PQL	Lab Qual	EPA Qual	Result	Units
HAA 12D	5/15/2007	GROSS ALPHA	2.52	5.85	U	U	0.98	pCi/L
HAA 12D	4/29/2008	GROSS ALPHA	2.28	6.04	U	U	1.61	pCi/L
HAA 12D	5/5/2009	GROSS ALPHA	2.61	5.24	U	U	0.489	pCi/L
HAA 12D	8/26/2009	GROSS ALPHA	2.43	4.37	U		0.18	pCi/L
HAA 12D	4/30/2012	GROSS ALPHA	2.46	7.41	J	J	2.95	pCi/L
HAA 12D	4/30/2012	GROSS ALPHA	2.46	5.17	U	U	0.642	pCi/L
HAA 12D	6/19/2012	GROSS ALPHA	0.71	1.75		J	1.01	pCi/L
HAA 12D	9/24/2012	GROSS ALPHA	2.82	6.34	U	U	1.7	pCi/L
HAA 12D	3/11/2013	GROSS ALPHA	0.62	1.48	U	U	0.49	pCi/L
HAA 12D	5/8/2013	GROSS ALPHA	2.48	6.1	U		1.44	pCi/L
HAA 12D	5/6/2014	GROSS ALPHA	2.2	5.99	U	U	1.93	pCi/L
HAA 12D	4/22/2015	GROSS ALPHA	2.06	5.56	U	U	1.69	pCi/L
HAA 12D	7/1/2002	LEAD	0.9	8	U		8	ug/L
HAA 12D	1/15/2003	LEAD	2.2	8	J		6.34	ug/L
HAA 12D	8/20/2003	LEAD	2.2	8	J		2.73	ug/L
HAA 12D	8/20/2003	LEAD	2.2	8	J		2.73	ug/L
HAA 12D	3/11/2004	LEAD	0.05	2			201	ug/L
HAA 12D	9/22/2004	LEAD	0.565	3			56.7	ug/L
HAA 12D	9/22/2004	LEAD	0.05	2			4.2	ug/L
HAA 12D	3/22/2005	LEAD	0.05	2			4.21	ug/L
HAA 12D	9/23/2005	LEAD	0.565	3	J	J	2.1	ug/L
HAA 12D	4/6/2006	LEAD	0.492	3			7.5	ug/L
HAA 12D	5/15/2007	LEAD	0.49	3			16.4	ug/L
HAA 12D	4/29/2008	LEAD	0.1	1			4.85	ug/L
HAA 12D	5/5/2009	LEAD	2	20	U	U	20	ug/L
HAA 12D	5/3/2010	LEAD	0.4	4	J	J	1.91	ug/L
HAA 12D	5/3/2011	LEAD	1	10			22.1	ug/L
HAA 12D	5/3/2011	LEAD	1	10			14.2	ug/L
HAA 12D	4/30/2012	LEAD	1	10	J	J	4.32	ug/L
HAA 12D	4/30/2012	LEAD	1	10	J	J	4.13	ug/L
HAA 12D	5/8/2013	LEAD	1	10	J		1.17	ug/L
HAA 12D	5/8/2013	LEAD	1	10	J		1.12	ug/L
HAA 12D	5/6/2014	LEAD	0.5	5	J	J	0.717	ug/L
HAA 12D	4/22/2015	LEAD	0.5	5	J	J	0.86	ug/L
HAA 12D	5/6/2014	M,P-XYLENE	0.3	2	U	U	2	ug/L
HAA 12D	4/22/2015	M,P-XYLENE	0.14	2	U	U	2	ug/L
HAA 12D	5/6/2014	METHYL ACETATE	1.5	5	U	U	5	ug/L
HAA 12D	4/22/2015	METHYL ACETATE	0.37	25	U	U	25	ug/L
HAA 12D	5/6/2014	METHYL ETHYL KETONE	1.5	5	U	U	5	ug/L
HAA 12D	4/22/2015	METHYL ETHYL KETONE	0.52	5	U	U	5	ug/L
HAA 12D	5/6/2014	METHYL ISOBUTYL KETONE	1.5	5	U	U	5	ug/L
HAA 12D	4/22/2015	METHYL ISOBUTYL KETONE	0.12	5	U	U	5	ug/L
HAA 12D	5/6/2014	METHYL TERTIARY BUTYL ETHER (MTBE)	0.3	1	U	U	1	ug/L
HAA 12D	4/22/2015	METHYL TERTIARY BUTYL ETHER (MTBE)	0.11	2	U	U	2	ug/L
HAA 12D	5/6/2014	METHYLCYCLOHEXANE	0.3	1	U	U	1	ug/L
HAA 12D	4/22/2015	METHYLCYCLOHEXANE	0.1	4	U	U	4	ug/L
HAA 12D	7/1/2002	NONVOLATILE BETA	25.7	33.18	U		-6.94	pCi/L
HAA 12D	1/15/2003	NONVOLATILE BETA	8.63	8.63	U		-1.14	pCi/L
HAA 12D	8/20/2003	NONVOLATILE BETA			U		2.02	pCi/L
HAA 12D	3/11/2004	NONVOLATILE BETA	1.09	2.286	J	J	1.58	pCi/L
HAA 12D	9/22/2004	NONVOLATILE BETA	8.43	18	U		1	pCi/L
HAA 12D	9/22/2004	NONVOLATILE BETA	8.47	17.9	U		0.261	pCi/L
HAA 12D	3/22/2005	NONVOLATILE BETA	8.34	18.2	U	U	2.42	pCi/L
HAA 12D	9/23/2005	NONVOLATILE BETA	4.02	9.78	U	U	3.58	pCi/L
HAA 12D	4/6/2006	NONVOLATILE BETA	1.1	2.54	J	J	2.2	pCi/L
HAA 12D	7/27/2006	NONVOLATILE BETA	4.3	9.63	U		1.63	pCi/L
HAA 12D	7/27/2006	NONVOLATILE BETA	4.35	9.01	U		-0.207	pCi/L
HAA 12D	5/15/2007	NONVOLATILE BETA	4.36	10.7	U	U	3.74	pCi/L
HAA 12D	4/29/2008	NONVOLATILE BETA	4.24	10.2	U	U	3.6	pCi/L
HAA 12D	5/5/2009	NONVOLATILE BETA	4.46	10.5	U	U	2.96	pCi/L
HAA 12D	8/26/2009	NONVOLATILE BETA	4.15	10.6	J		5.03	pCi/L
HAA 12D	5/3/2010	NONVOLATILE BETA	4.42	10	U	U	2.19	pCi/L
HAA 12D	5/3/2011	NONVOLATILE BETA	4.3	10.3	U	U	3.33	pCi/L
HAA 12D	5/3/2011	NONVOLATILE BETA	4.3	10.1	U	U	2.83	pCi/L
HAA 12D	4/30/2012	NONVOLATILE BETA	4.41	13.1	J	J	12.7	pCi/L
HAA 12D	4/30/2012	NONVOLATILE BETA	4.16	11.9	J	J	9.56	pCi/L
HAA 12D	6/19/2012	NONVOLATILE BETA	0.8	2.6			11.8	pCi/L
HAA 12D	9/24/2012	NONVOLATILE BETA	3.37	7.29	U	U	1.15	pCi/L
HAA 12D	3/11/2013	NONVOLATILE BETA	0.91	2.29		J	2.1	pCi/L
HAA 12D	5/8/2013	NONVOLATILE BETA	4.47	11	J		4.93	pCi/L
HAA 12D	5/6/2014	NONVOLATILE BETA	4	9.11	U	U	1.62	pCi/L

Bold indicates concentration exceeds the MCL or USEPA Regional Screening Levels, http://epa.gov/reg3hwm/risk/human/rb-concentration_table/index.htm. (May 2014 RSL Table)

Station	Date	Analyte	MDL	PQL	Lab Qual	EPA Qual	Result	Units
HAA 12D	4/22/2015	NONVOLATILE BETA	4.33	10.3	U	U	3.46	pCi/L
HAA 12D	5/6/2014	O-XYLENE	0.3	1	U	U	1	ug/L
HAA 12D	4/22/2015	O-XYLENE	0.06	1	U	U	1	ug/L
HAA 12D	5/6/2014	STYRENE	0.3	1	U	U	1	ug/L
HAA 12D	4/22/2015	STYRENE	0.07	1	U	U	1	ug/L
HAA 12D	5/6/2014	TETRACHLOROETHYLENE (PCE)	0.3	1	U	U	1	ug/L
HAA 12D	4/22/2015	TETRACHLOROETHYLENE (PCE)	0.18	1	U	U	1	ug/L
HAA 12D	5/6/2014	TOLUENE	0.3	1	U	U	1	ug/L
HAA 12D	4/22/2015	TOLUENE	0.07	1		U	1.7	ug/L
HAA 12D	5/6/2014	TRANS-1,2-DICHLOROETHYLENE	0.3	1	U	U	1	ug/L
HAA 12D	4/22/2015	TRANS-1,2-DICHLOROETHYLENE	0.08	1	U	U	1	ug/L
HAA 12D	5/6/2014	TRANS-1,3-DICHLOROPROPENE	0.3	1	U	U	1	ug/L
HAA 12D	4/22/2015	TRANS-1,3-DICHLOROPROPENE	0.08	1	U	U	1	ug/L
HAA 12D	7/1/2002	TRICHLOROETHYLENE (TCE)	0.28	1	U		1	ug/L
HAA 12D	1/15/2003	TRICHLOROETHYLENE (TCE)	0.28	1	U		1	ug/L
HAA 12D	8/20/2003	TRICHLOROETHYLENE (TCE)	0.16	1	U		1	ug/L
HAA 12D	3/11/2004	TRICHLOROETHYLENE (TCE)	0.36	1	U	UJ	1	ug/L
HAA 12D	9/22/2004	TRICHLOROETHYLENE (TCE)	0.06	5	U		5	ug/L
HAA 12D	9/22/2004	TRICHLOROETHYLENE (TCE)	0.36	1	U		1	ug/L
HAA 12D	3/22/2005	TRICHLOROETHYLENE (TCE)	0.36	1	U	UJ	1	ug/L
HAA 12D	9/23/2005	TRICHLOROETHYLENE (TCE)	0.13	0.5	U	U	0.5	ug/L
HAA 12D	4/6/2006	TRICHLOROETHYLENE (TCE)	0.2	0.5	U	U	0.5	ug/L
HAA 12D	5/15/2007	TRICHLOROETHYLENE (TCE)	0.2	2	U	U	2	ug/L
HAA 12D	4/29/2008	TRICHLOROETHYLENE (TCE)	0.97	2	U	U	2	ug/L
HAA 12D	5/5/2009	TRICHLOROETHYLENE (TCE)	0.25	1	U	U	1	ug/L
HAA 12D	5/3/2010	TRICHLOROETHYLENE (TCE)	0.97	2	U	U	2	ug/L
HAA 12D	5/3/2011	TRICHLOROETHYLENE (TCE)	0.1	2	U	U	2	ug/L
HAA 12D	5/3/2011	TRICHLOROETHYLENE (TCE)	0.1	2	U	U	2	ug/L
HAA 12D	4/30/2012	TRICHLOROETHYLENE (TCE)	0.1	2	U	U	2	ug/L
HAA 12D	4/30/2012	TRICHLOROETHYLENE (TCE)	0.1	2	U	U	2	ug/L
HAA 12D	5/8/2013	TRICHLOROETHYLENE (TCE)	0.1	2	U		2	ug/L
HAA 12D	5/6/2014	TRICHLOROETHYLENE (TCE)	0.3	1	U	U	1	ug/L
HAA 12D	4/22/2015	TRICHLOROETHYLENE (TCE)	0.25	1	U	U	1	ug/L
HAA 12D	5/6/2014	TRICHLOROFLUOROMETHANE	0.3	1	U	U	1	ug/L
HAA 12D	4/22/2015	TRICHLOROFLUOROMETHANE	0.11	1	U	U	1	ug/L
HAA 12D	7/1/2002	TRITIUM	0.516	4.716			134	pCi/mL
HAA 12D	7/1/2002	TRITIUM	0.548	4.848			133	pCi/mL
HAA 12D	1/15/2003	TRITIUM	0.583	4.263			88.7	pCi/mL
HAA 12D	8/20/2003	TRITIUM					32.949	pCi/mL
HAA 12D	3/11/2004	TRITIUM	0.371	2.411			50.1	pCi/mL
HAA 12D	9/22/2004	TRITIUM	0.87	3.88			49.3	pCi/mL
HAA 12D	9/22/2004	TRITIUM	0.872	3.85			47.6	pCi/mL
HAA 12D	3/22/2005	TRITIUM	0.877	3.82		J	41.2	pCi/mL
HAA 12D	9/23/2005	TRITIUM	0.824	3.38		J	33.5	pCi/mL
HAA 12D	4/6/2006	TRITIUM	0.2	2.8			44.5	pCi/mL
HAA 12D	7/27/2006	TRITIUM	0.857	4.34			64.4	pCi/mL
HAA 12D	7/27/2006	TRITIUM	0.861	4.32			63	pCi/mL
HAA 12D	5/15/2007	TRITIUM	0.571	3.26			48	pCi/mL
HAA 12D	4/29/2008	TRITIUM	0.43	2.96			47.2	pCi/mL
HAA 12D	5/5/2009	TRITIUM	0.586	3.17			42.7	pCi/mL
HAA 12D	8/26/2009	TRITIUM	0.449	2.29			23.2	pCi/mL
HAA 12D	5/3/2010	TRITIUM	0.456	2.21			21	pCi/mL
HAA 12D	5/3/2011	TRITIUM	0.464	3.03			44.5	pCi/mL
HAA 12D	5/3/2011	TRITIUM	0.467	3.02			44	pCi/mL
HAA 12D	5/3/2011	TRITIUM	0.462	2.98			43.1	pCi/mL
HAA 12D	4/30/2012	TRITIUM	0.483	4.13			89.2	pCi/mL
HAA 12D	4/30/2012	TRITIUM	0.476	4.09			88.9	pCi/mL
HAA 12D	6/19/2012	TRITIUM	0.481	3.26			52.1	pCi/mL
HAA 12D	9/24/2012	TRITIUM	0.455	2.15			18.2	pCi/mL
HAA 12D	3/11/2013	TRITIUM	0.455	2.16			18.2	pCi/mL
HAA 12D	5/8/2013	TRITIUM	0.53	2.11			13.6	pCi/mL
HAA 12D	5/6/2014	TRITIUM	0.391	1.74			11.7	pCi/mL
HAA 12D	4/22/2015	TRITIUM	0.525	1.87			12.3	pCi/mL
HAA 13A	7/2/2002	1,1,1-TRICHLOROETHANE	0.21	1	U		1	ug/L
HAA 13A	2/6/2003	1,1,1-TRICHLOROETHANE	0.09	1	U		1	ug/L
HAA 13A	8/28/2003	1,1,1-TRICHLOROETHANE	0.09	1	U		1	ug/L
HAA 13A	9/29/2004	1,1,1-TRICHLOROETHANE	0.34	1	U		1	ug/L
HAA 13A	4/10/2006	1,1,1-TRICHLOROETHANE	0.15	0.5	U	UJ	0.5	ug/L
HAA 13A	5/17/2007	1,1,1-TRICHLOROETHANE	0.3	2	U	U	2	ug/L
HAA 13A	4/29/2008	1,1,1-TRICHLOROETHANE	0.79	2	U	U	2	ug/L
HAA 13A	6/2/2009	1,1,1-TRICHLOROETHANE	0.325	1	U	U	1	ug/L

Bold indicates concentration exceeds the MCL or USEPA Regional Screening Levels, http://epa.gov/reg3hwmd/risk/human/rb-concentration_table/index.htm. (May 2014 RSL Table)

Station	Date	Analyte	MDL	PQL	Lab Qual	EPA Qual	Result	Units
HAA 13A	5/4/2010	1,1,1-TRICHLOROETHANE	0.79	2	U	U	2	ug/L
HAA 13A	5/4/2010	1,1,1-TRICHLOROETHANE	0.79	2	U	U	2	ug/L
HAA 13A	5/3/2011	1,1,1-TRICHLOROETHANE	0.15	2	U	U	2	ug/L
HAA 13A	5/1/2012	1,1,1-TRICHLOROETHANE	0.15	2	U	U	2	ug/L
HAA 13A	5/8/2013	1,1,1-TRICHLOROETHANE	0.15	2	U		2	ug/L
HAA 13A	5/8/2013	1,1,1-TRICHLOROETHANE	0.15	2	U		2	ug/L
HAA 13A	5/8/2014	1,1,1-TRICHLOROETHANE	1.5	5	U	U	5	ug/L
HAA 13A	4/27/2015	1,1,1-TRICHLOROETHANE	0.07	1	U	R	1	ug/L
HAA 13A	5/8/2014	1,1,2,2-TETRACHLOROETHANE	1.5	5	U	U	5	ug/L
HAA 13A	4/27/2015	1,1,2,2-TETRACHLOROETHANE	0.1	1	U	R	1	ug/L
HAA 13A	5/8/2014	1,1,2-TRICHLORO-1,2,2-TRIFLUOROETHANE	10	25	U	U	25	ug/L
HAA 13A	4/27/2015	1,1,2-TRICHLORO-1,2,2-TRIFLUOROETHANE	0.1	1	U	R	1	ug/L
HAA 13A	5/8/2014	1,1,2-TRICHLOROETHANE	1.5	5	U	U	5	ug/L
HAA 13A	4/27/2015	1,1,2-TRICHLOROETHANE	0.15	1	U	R	1	ug/L
HAA 13A	7/2/2002	1,1-DICHLOROETHANE	0.12	1	U		1	ug/L
HAA 13A	2/6/2003	1,1-DICHLOROETHANE	0.05	1	U		1	ug/L
HAA 13A	8/28/2003	1,1-DICHLOROETHANE	0.05	1	U		1	ug/L
HAA 13A	9/29/2004	1,1-DICHLOROETHANE	0.41	1	U		1	ug/L
HAA 13A	4/10/2006	1,1-DICHLOROETHANE	0.16	0.5	U	UJ	0.5	ug/L
HAA 13A	5/17/2007	1,1-DICHLOROETHANE	0.2	2	U	U	2	ug/L
HAA 13A	4/29/2008	1,1-DICHLOROETHANE	0.9	2	U	U	2	ug/L
HAA 13A	6/2/2009	1,1-DICHLOROETHANE	0.3	1	U	U	1	ug/L
HAA 13A	5/4/2010	1,1-DICHLOROETHANE	0.9	2	U	U	2	ug/L
HAA 13A	5/4/2010	1,1-DICHLOROETHANE	0.9	2	U	U	2	ug/L
HAA 13A	5/3/2011	1,1-DICHLOROETHANE	0.1	2	U	U	2	ug/L
HAA 13A	5/1/2012	1,1-DICHLOROETHANE	0.1	2	U	U	2	ug/L
HAA 13A	5/8/2013	1,1-DICHLOROETHANE	0.1	2	U		2	ug/L
HAA 13A	5/8/2013	1,1-DICHLOROETHANE	0.1	2	U		2	ug/L
HAA 13A	5/8/2014	1,1-DICHLOROETHANE	1.5	5	U	U	5	ug/L
HAA 13A	4/27/2015	1,1-DICHLOROETHANE	0.07	1	U	R	1	ug/L
HAA 13A	5/8/2014	1,1-DICHLOROETHYLENE	1.5	5	U	U	5	ug/L
HAA 13A	4/27/2015	1,1-DICHLOROETHYLENE	0.08	1	U	R	1	ug/L
HAA 13A	5/8/2014	1,2,3-TRICHLOROBENZENE	1.5	5	U	U	5	ug/L
HAA 13A	4/27/2015	1,2,3-TRICHLOROBENZENE	0.09	1	U	R	1	ug/L
HAA 13A	5/8/2014	1,2,4-TRICHLOROBENZENE	1.5	5	U	U	5	ug/L
HAA 13A	4/27/2015	1,2,4-TRICHLOROBENZENE	0.08	1	U	R	1	ug/L
HAA 13A	5/8/2014	1,2-DIBROMO-3-CHLOROPROPANE	2.5	5	U	U	5	ug/L
HAA 13A	4/27/2015	1,2-DIBROMO-3-CHLOROPROPANE	0.41	1	U	R	1	ug/L
HAA 13A	5/8/2014	1,2-DIBROMOETHANE	1.5	5	U	U	5	ug/L
HAA 13A	4/27/2015	1,2-DIBROMOETHANE	0.13	1	U	R	1	ug/L
HAA 13A	5/8/2014	1,2-DICHLOROBENZENE	1.5	5	U	U	5	ug/L
HAA 13A	4/27/2015	1,2-DICHLOROBENZENE	0.06	1	U	R	1	ug/L
HAA 13A	5/8/2014	1,2-DICHLOROETHANE (EDC)	1.5	5	U	U	5	ug/L
HAA 13A	4/27/2015	1,2-DICHLOROETHANE (EDC)	0.1	1	U	R	1	ug/L
HAA 13A	5/8/2014	1,2-DICHLOROPROPANE	1.5	5	U	U	5	ug/L
HAA 13A	4/27/2015	1,2-DICHLOROPROPANE	0.1	1	U	R	1	ug/L
HAA 13A	5/8/2014	1,3-DICHLOROBENZENE	1.5	5	U	U	5	ug/L
HAA 13A	4/27/2015	1,3-DICHLOROBENZENE	0.08	1	U	R	1	ug/L
HAA 13A	5/8/2014	1,4-DICHLOROBENZENE	1.5	5	U	U	5	ug/L
HAA 13A	4/27/2015	1,4-DICHLOROBENZENE	0.12	1	U	R	1	ug/L
HAA 13A	5/8/2014	1,4-DIOXANE	75	250	U	U	250	ug/L
HAA 13A	4/27/2015	1,4-DIOXANE	7.6	80	U	R	80	ug/L
HAA 13A	5/8/2014	2-HEXANONE	7.5	25	U	U	25	ug/L
HAA 13A	4/27/2015	2-HEXANONE	0.22	5	J	J	0.66	ug/L
HAA 13A	5/8/2014	ACETONE	7.5	25			32.3	ug/L
HAA 13A	4/27/2015	ACETONE	0.34	2		UJ	17	ug/L
HAA 13A	5/8/2014	BENZENE	1.5	5	U	U	5	ug/L
HAA 13A	4/27/2015	BENZENE	0.06	1	U	R	1	ug/L
HAA 13A	5/8/2014	BROMOCHLOROMETHANE	1.5	5	U	U	5	ug/L
HAA 13A	4/27/2015	BROMOCHLOROMETHANE	0.13	1	U	R	1	ug/L
HAA 13A	5/8/2014	BROMODICHLOROMETHANE	1.5	5	U	U	5	ug/L
HAA 13A	4/27/2015	BROMODICHLOROMETHANE	0.09	1	U	R	1	ug/L
HAA 13A	5/8/2014	BROMOFORM (TRIBROMOMETHANE)	1.5	5	U	U	5	ug/L
HAA 13A	4/27/2015	BROMOFORM (TRIBROMOMETHANE)	0.17	1	U	R	1	ug/L
HAA 13A	5/8/2014	BROMOMETHANE (METHYL BROMIDE)	1.5	5	U	U	5	ug/L
HAA 13A	4/27/2015	BROMOMETHANE (METHYL BROMIDE)	0.25	2	U	R	2	ug/L
HAA 13A	7/2/2002	CADMIUM	0.4	12	U		12	ug/L
HAA 13A	2/6/2003	CADMIUM	1.1	12	U		12	ug/L
HAA 13A	8/28/2003	CADMIUM	1.1	12	U		12	ug/L
HAA 13A	9/29/2004	CADMIUM	0.04	1	U		1	ug/L
HAA 13A	4/10/2006	CADMIUM	0	0.5	J	J	0.085	ug/L

Bold indicates concentration exceeds the MCL or USEPA Regional Screening Levels, http://epa.gov/reg3hwm/risk/human/rb-concentration_table/index.htm. (May 2014 RSL Table)

Station	Date	Analyte	MDL	PQL	Lab Qual	EPA Qual	Result	Units
HAA 13A	5/17/2007	CADMIUM	0.057	0.5	U	U	0.5	ug/L
HAA 13A	4/29/2008	CADMIUM	0.1	1	J	J	0.322	ug/L
HAA 13A	6/2/2009	CADMIUM	2	20	U	U	20	ug/L
HAA 13A	5/4/2010	CADMIUM	0.2	2	U	U	0.397	ug/L
HAA 13A	5/3/2011	CADMIUM	0.2	2	J	J	0.419	ug/L
HAA 13A	5/1/2012	CADMIUM	0.2	2	U	U	2	ug/L
HAA 13A	5/8/2013	CADMIUM	0.2	2	U		2	ug/L
HAA 13A	5/8/2013	CADMIUM	0.2	2	U		2	ug/L
HAA 13A	5/8/2014	CADMIUM	0.1	1	U	U	1	ug/L
HAA 13A	4/27/2015	CADMIUM	0.1	1	U	U	1	ug/L
HAA 13A	5/8/2014	CARBON DISULFIDE	7.5	25	U	U	25	ug/L
HAA 13A	4/27/2015	CARBON DISULFIDE	0.05	1	U	R	1	ug/L
HAA 13A	7/2/2002	CARBON TETRACHLORIDE	0.24	1	U		1	ug/L
HAA 13A	2/6/2003	CARBON TETRACHLORIDE	0.11	1	U		1	ug/L
HAA 13A	8/28/2003	CARBON TETRACHLORIDE	0.11	1	U		1	ug/L
HAA 13A	9/29/2004	CARBON TETRACHLORIDE	0.29	1	U		1	ug/L
HAA 13A	4/10/2006	CARBON TETRACHLORIDE	0.15	0.5	U	UJ	0.5	ug/L
HAA 13A	5/17/2007	CARBON TETRACHLORIDE	0.4	2	U	U	2	ug/L
HAA 13A	4/29/2008	CARBON TETRACHLORIDE	1.04	2	U	U	2	ug/L
HAA 13A	6/2/2009	CARBON TETRACHLORIDE	0.26	1	U	U	1	ug/L
HAA 13A	5/4/2010	CARBON TETRACHLORIDE	1.04	2	U	U	2	ug/L
HAA 13A	5/4/2010	CARBON TETRACHLORIDE	1.04	2	U	U	2	ug/L
HAA 13A	5/3/2011	CARBON TETRACHLORIDE	0.13	2	U	U	2	ug/L
HAA 13A	5/1/2012	CARBON TETRACHLORIDE	0.13	2	U	U	2	ug/L
HAA 13A	5/8/2013	CARBON TETRACHLORIDE	0.13	2	U		2	ug/L
HAA 13A	5/8/2013	CARBON TETRACHLORIDE	0.13	2	U		2	ug/L
HAA 13A	5/8/2014	CARBON TETRACHLORIDE	1.5	5	U	U	5	ug/L
HAA 13A	4/27/2015	CARBON TETRACHLORIDE	0.13	1	U	R	1	ug/L
HAA 13A	5/8/2014	CHLOROETHANE	1.5	5	U	U	5	ug/L
HAA 13A	4/27/2015	CHLOROETHANE	0.15	1	U	R	1	ug/L
HAA 13A	5/8/2014	CHLOROETHANE (ETHYL CHLORIDE)	1.5	5	U	U	5	ug/L
HAA 13A	4/27/2015	CHLOROETHANE (ETHYL CHLORIDE)	0.1	2	U	R	2	ug/L
HAA 13A	5/8/2014	CHLOROETHENE (VINYL CHLORIDE)	1.5	5	U	U	5	ug/L
HAA 13A	4/27/2015	CHLOROETHENE (VINYL CHLORIDE)	0.08	2	U	R	2	ug/L
HAA 13A	5/8/2014	CHLOROFORM	1.5	5	U	U	5	ug/L
HAA 13A	4/27/2015	CHLOROFORM	0.1	1	U	R	1	ug/L
HAA 13A	5/8/2014	CHLOROMETHANE (METHYL CHLORIDE)	1.5	5	U	U	2.8	ug/L
HAA 13A	4/27/2015	CHLOROMETHANE (METHYL CHLORIDE)	0.08	2	U	R	2	ug/L
HAA 13A	5/8/2014	CIS-1,2-DICHLOROETHYLENE	1.5	5	U	U	5	ug/L
HAA 13A	4/27/2015	CIS-1,2-DICHLOROETHYLENE	0.09	1	U	R	1	ug/L
HAA 13A	5/8/2014	CIS-1,3-DICHLOROPROPENE	1.5	5	U	U	5	ug/L
HAA 13A	4/27/2015	CIS-1,3-DICHLOROPROPENE	0.07	1	U	R	1	ug/L
HAA 13A	5/8/2014	CUMENE (ISOPROPYLBENZENE)	1.5	5	U	U	5	ug/L
HAA 13A	4/27/2015	CUMENE (ISOPROPYLBENZENE)	0.08	1	U	R	1	ug/L
HAA 13A	5/8/2014	CYCLOHEXANE	1.5	5	U	U	5	ug/L
HAA 13A	4/27/2015	CYCLOHEXANE	0.07	1	U	R	1	ug/L
HAA 13A	5/8/2014	DIBROMOCHLOROMETHANE	1.5	5	U	U	5	ug/L
HAA 13A	4/27/2015	DIBROMOCHLOROMETHANE	0.13	1	U	R	1	ug/L
HAA 13A	5/8/2014	DICHLORODIFLUOROMETHANE	1.5	5	U	U	5	ug/L
HAA 13A	4/27/2015	DICHLORODIFLUOROMETHANE	0.08	2	U	R	2	ug/L
HAA 13A	5/8/2014	DICHLOROMETHANE (METHYLENE CHLORIDE)	5	25	U	U	25	ug/L
HAA 13A	4/27/2015	DICHLOROMETHANE (METHYLENE CHLORIDE)	0.27	1	U	R	1	ug/L
HAA 13A	5/8/2014	ETHYLBENZENE	1.5	5	U	U	5	ug/L
HAA 13A	4/27/2015	ETHYLBENZENE	0.09	1	U	R	1	ug/L
HAA 13A	4/10/2006	GROSS ALPHA	5.8	15.8	J	J	14.3	pCi/L
HAA 13A	5/17/2007	GROSS ALPHA	12.2	36.2	J	J	14.2	pCi/L
HAA 13A	4/29/2008	GROSS ALPHA	10.7	41.6	J	J	26.6	pCi/L
HAA 13A	6/2/2009	GROSS ALPHA	12	30.2	U	U	7.5	pCi/L
HAA 13A	5/1/2012	GROSS ALPHA	9.04	23.3	U	U	6.44	pCi/L
HAA 13A	5/8/2013	GROSS ALPHA	7.9	25.9	J		13	pCi/L
HAA 13A	5/8/2013	GROSS ALPHA	7.87	25.8	J		13	pCi/L
HAA 13A	5/8/2014	GROSS ALPHA	6.76	23	J	J	12.9	pCi/L
HAA 13A	4/27/2015	GROSS ALPHA	5.45	13.6	U	U	3.36	pCi/L
HAA 13A	7/2/2002	LEAD	0.9	8			8.53	ug/L
HAA 13A	2/6/2003	LEAD	2.2	8			101	ug/L
HAA 13A	8/28/2003	LEAD	2.2	8			30.5	ug/L
HAA 13A	9/29/2004	LEAD	0.05	2	J		0.289	ug/L
HAA 13A	4/10/2006	LEAD	0	3	J	J	1	ug/L
HAA 13A	5/17/2007	LEAD	0.49	3	J	J	1.1	ug/L
HAA 13A	4/29/2008	LEAD	0.1	1			3.05	ug/L
HAA 13A	6/2/2009	LEAD	7	70	U	U	70	ug/L

Bold indicates concentration exceeds the MCL or USEPA Regional Screening Levels, http://epa.gov/reg3hwm/risk/human/rb-concentration_table/index.htm. (May 2014 RSL Table)

Station	Date	Analyte	MDL	PQL	Lab Qual	EPA Qual	Result	Units
HAA 13A	5/4/2010	LEAD	0.4	4			4.61	ug/L
HAA 13A	5/3/2011	LEAD	1	10	J	J	2.52	ug/L
HAA 13A	5/1/2012	LEAD	1	10	U	U	10	ug/L
HAA 13A	5/8/2013	LEAD	1	10	U		10	ug/L
HAA 13A	5/8/2013	LEAD	1	10	U		10	ug/L
HAA 13A	5/8/2014	LEAD	0.5	5	J	J	1.35	ug/L
HAA 13A	4/27/2015	LEAD	0.5	5	J	J	1.05	ug/L
HAA 13A	5/8/2014	M,P-XYLENE	1.5	10	U	U	10	ug/L
HAA 13A	4/27/2015	M,P-XYLENE	0.14	2	U	R	2	ug/L
HAA 13A	5/8/2014	METHYL ACETATE	7.5	25	U	U	25	ug/L
HAA 13A	4/27/2015	METHYL ACETATE	0.37	25	U	R	25	ug/L
HAA 13A	5/8/2014	METHYL ETHYL KETONE	7.5	25	U	U	25	ug/L
HAA 13A	4/27/2015	METHYL ETHYL KETONE	0.52	5	J	J	0.93	ug/L
HAA 13A	5/8/2014	METHYL ISOBUTYL KETONE	7.5	25	U	U	25	ug/L
HAA 13A	4/27/2015	METHYL ISOBUTYL KETONE	0.12	5	U	R	5	ug/L
HAA 13A	5/8/2014	METHYL TERTIARY BUTYL ETHER (MTBE)	1.5	5	U	U	5	ug/L
HAA 13A	4/27/2015	METHYL TERTIARY BUTYL ETHER (MTBE)	0.11	2	U	R	2	ug/L
HAA 13A	5/8/2014	METHYLCYCLOHEXANE	1.5	5	U	U	5	ug/L
HAA 13A	4/27/2015	METHYLCYCLOHEXANE	0.1	4	U	R	4	ug/L
HAA 13A	7/2/2002	NONVOLATILE BETA	27	51.4			66.9	pCi/L
HAA 13A	7/2/2002	NONVOLATILE BETA	26.9	48.5			51.7	pCi/L
HAA 13A	2/6/2003	NONVOLATILE BETA	9.71	24.83	J		24	pCi/L
HAA 13A	8/28/2003	NONVOLATILE BETA			U		21.6	pCi/L
HAA 13A	9/29/2004	NONVOLATILE BETA	10.5	24.1	U		8.16	pCi/L
HAA 13A	9/29/2004	NONVOLATILE BETA	10.4	23.2	U		4.82	pCi/L
HAA 13A	4/10/2006	NONVOLATILE BETA	8.4	21.4			63.6	pCi/L
HAA 13A	5/17/2007	NONVOLATILE BETA	18.6	56.2	J	J	55.6	pCi/L
HAA 13A	4/29/2008	NONVOLATILE BETA	12.7	46.4			81.9	pCi/L
HAA 13A	6/2/2009	NONVOLATILE BETA	17.6	48	J	J	32.5	pCi/L
HAA 13A	5/4/2010	NONVOLATILE BETA	4.53	12.8	J	J	10.4	pCi/L
HAA 13A	5/3/2011	NONVOLATILE BETA	19	52.3	J	J	40.8	pCi/L
HAA 13A	5/1/2012	NONVOLATILE BETA	9.67	29			31.4	pCi/L
HAA 13A	5/8/2013	NONVOLATILE BETA	9.79	28	J		26.4	pCi/L
HAA 13A	5/8/2013	NONVOLATILE BETA	9.79	27.9	J		25.9	pCi/L
HAA 13A	5/8/2014	NONVOLATILE BETA	8.55	26.9			31.2	pCi/L
HAA 13A	4/27/2015	NONVOLATILE BETA	8.73	26.7			30.2	pCi/L
HAA 13A	5/8/2014	O-XYLENE	1.5	5	U	U	5	ug/L
HAA 13A	4/27/2015	O-XYLENE	0.06	1	U	R	1	ug/L
HAA 13A	5/8/2014	STYRENE	1.5	5	U	U	5	ug/L
HAA 13A	4/27/2015	STYRENE	0.07	1	U	R	1	ug/L
HAA 13A	5/8/2014	TETRACHLOROETHYLENE (PCE)	1.5	5	U	U	5	ug/L
HAA 13A	4/27/2015	TETRACHLOROETHYLENE (PCE)	0.18	1	U	R	1	ug/L
HAA 13A	5/8/2014	TOLUENE	1.5	5	U	U	5	ug/L
HAA 13A	4/27/2015	TOLUENE	0.07	1		UJ	5.8	ug/L
HAA 13A	5/8/2014	TRANS-1,2-DICHLOROETHYLENE	1.5	5	U	U	5	ug/L
HAA 13A	4/27/2015	TRANS-1,2-DICHLOROETHYLENE	0.08	1	U	R	1	ug/L
HAA 13A	5/8/2014	TRANS-1,3-DICHLOROPROPENE	1.5	5	U	U	5	ug/L
HAA 13A	4/27/2015	TRANS-1,3-DICHLOROPROPENE	0.08	1	U	R	1	ug/L
HAA 13A	7/2/2002	TRICHLOROETHYLENE (TCE)	0.28	1	U		1	ug/L
HAA 13A	2/6/2003	TRICHLOROETHYLENE (TCE)	0.16	1	U		1	ug/L
HAA 13A	8/28/2003	TRICHLOROETHYLENE (TCE)	0.16	1	U		1	ug/L
HAA 13A	9/29/2004	TRICHLOROETHYLENE (TCE)	0.36	1	U		1	ug/L
HAA 13A	4/10/2006	TRICHLOROETHYLENE (TCE)	0.2	0.5	U	UJ	0.5	ug/L
HAA 13A	5/17/2007	TRICHLOROETHYLENE (TCE)	0.2	2	U	U	2	ug/L
HAA 13A	4/29/2008	TRICHLOROETHYLENE (TCE)	0.97	2	U	U	2	ug/L
HAA 13A	6/2/2009	TRICHLOROETHYLENE (TCE)	0.25	1	U	U	1	ug/L
HAA 13A	5/4/2010	TRICHLOROETHYLENE (TCE)	0.97	2	U	U	2	ug/L
HAA 13A	5/4/2010	TRICHLOROETHYLENE (TCE)	0.97	2	U	U	2	ug/L
HAA 13A	5/3/2011	TRICHLOROETHYLENE (TCE)	0.1	2	U	U	2	ug/L
HAA 13A	5/1/2012	TRICHLOROETHYLENE (TCE)	0.1	2	U	U	2	ug/L
HAA 13A	5/8/2013	TRICHLOROETHYLENE (TCE)	0.1	2	U		2	ug/L
HAA 13A	5/8/2013	TRICHLOROETHYLENE (TCE)	0.1	2	U		2	ug/L
HAA 13A	5/8/2014	TRICHLOROETHYLENE (TCE)	1.5	5	U	U	5	ug/L
HAA 13A	4/27/2015	TRICHLOROETHYLENE (TCE)	0.25	1	U	R	1	ug/L
HAA 13A	5/8/2014	TRICHLOROFLUOROMETHANE	1.5	5	U	U	5	ug/L
HAA 13A	4/27/2015	TRICHLOROFLUOROMETHANE	0.11	1	U	R	1	ug/L
HAA 13A	7/2/2002	TRITIUM	0.412	0.92	U		0.374	pCi/mL
HAA 13A	2/6/2003	TRITIUM	0.394	0.848	U		0.0521	pCi/mL
HAA 13A	8/28/2003	TRITIUM			U		0.111	pCi/mL
HAA 13A	9/29/2004	TRITIUM	0.933	2.01	U		-0.184	pCi/mL
HAA 13A	9/29/2004	TRITIUM	0.937	2.01	U		-0.342	pCi/mL

Bold indicates concentration exceeds the MCL or USEPA Regional Screening Levels, http://epa.gov/reg3hwm/risk/human/rb-concentration_table/index.htm. (May 2014 RSL Table)

Station	Date	Analyte	MDL	PQL	Lab Qual	EPA Qual	Result	Units
HAA 13A	4/10/2006	TRITIUM	0.4	0.88	U	U	0.21	pCi/mL
HAA 13A	5/17/2007	TRITIUM	0.537	1.16	U	U	0.0195	pCi/mL
HAA 13A	4/29/2008	TRITIUM	0.424	0.968	J	J	0.433	pCi/mL
HAA 13A	6/2/2009	TRITIUM	0.42	0.926	U	U	0.165	pCi/mL
HAA 13A	5/4/2010	TRITIUM	0.428	0.922	U	U	-0.00624	pCi/mL
HAA 13A	5/3/2011	TRITIUM	0.392	0.877	U	U	0.243	pCi/mL
HAA 13A	5/1/2012	TRITIUM	0.484	1.06	U	U	0.147	pCi/mL
HAA 13A	5/8/2013	TRITIUM	0.536	1.22	U		0.522	pCi/mL
HAA 13A	5/8/2013	TRITIUM	0.523	1.17	U		0.376	pCi/mL
HAA 13A	5/8/2014	TRITIUM	0.417	0.889	U	U	-0.056	pCi/mL
HAA 13A	5/8/2014	TRITIUM	0.416	0.872	U	U	-0.161	pCi/mL
HAA 13A	4/27/2015	TRITIUM	0.417	0.894	U	U	-0.00356	pCi/mL
HAA 13D	7/2/2002	1,1,1-TRICHLOROETHANE	0.21	1	U		1	ug/L
HAA 13D	2/6/2003	1,1,1-TRICHLOROETHANE	0.09	1	U		1	ug/L
HAA 13D	8/19/2003	1,1,1-TRICHLOROETHANE	0.09	1	U		1	ug/L
HAA 13D	3/16/2004	1,1,1-TRICHLOROETHANE	0.34	1	U	UJ	1	ug/L
HAA 13D	9/22/2004	1,1,1-TRICHLOROETHANE	0.34	1	U		1	ug/L
HAA 13D	3/16/2005	1,1,1-TRICHLOROETHANE	0.34	1	U	U	1	ug/L
HAA 13D	9/23/2005	1,1,1-TRICHLOROETHANE	0.08	0.5	U	U	0.5	ug/L
HAA 13D	4/6/2006	1,1,1-TRICHLOROETHANE	0.15	0.5	U	U	0.5	ug/L
HAA 13D	5/15/2007	1,1,1-TRICHLOROETHANE	0.3	2	U	U	2	ug/L
HAA 13D	5/15/2007	1,1,1-TRICHLOROETHANE	0.3	2	U	U	2	ug/L
HAA 13D	4/29/2008	1,1,1-TRICHLOROETHANE	0.79	2	U	U	2	ug/L
HAA 13D	5/5/2009	1,1,1-TRICHLOROETHANE	0.325	1	U	U	1	ug/L
HAA 13D	5/3/2010	1,1,1-TRICHLOROETHANE	0.79	2	U	U	2	ug/L
HAA 13D	5/3/2010	1,1,1-TRICHLOROETHANE	0.79	2	U	U	2	ug/L
HAA 13D	5/4/2011	1,1,1-TRICHLOROETHANE	0.15	2	U	U	2	ug/L
HAA 13D	4/30/2012	1,1,1-TRICHLOROETHANE	0.15	2	U	U	2	ug/L
HAA 13D	5/8/2013	1,1,1-TRICHLOROETHANE	0.15	2	U		2	ug/L
HAA 13D	5/8/2014	1,1,1-TRICHLOROETHANE	0.3	1	U	U	1	ug/L
HAA 13D	4/22/2015	1,1,1-TRICHLOROETHANE	0.07	1	U	U	1	ug/L
HAA 13D	5/8/2014	1,1,2,2-TETRACHLOROETHANE	0.3	1	U	U	1	ug/L
HAA 13D	4/22/2015	1,1,2,2-TETRACHLOROETHANE	0.1	1	U	U	1	ug/L
HAA 13D	5/8/2014	1,1,2-TRICHLORO-1,2,2-TRIFLUOROETHANE	2	5	U	U	5	ug/L
HAA 13D	4/22/2015	1,1,2-TRICHLORO-1,2,2-TRIFLUOROETHANE	0.1	1	U	U	1	ug/L
HAA 13D	5/8/2014	1,1,2-TRICHLOROETHANE	0.3	1	U	U	1	ug/L
HAA 13D	4/22/2015	1,1,2-TRICHLOROETHANE	0.15	1	U	U	1	ug/L
HAA 13D	7/2/2002	1,1-DICHLOROETHANE	0.12	1			5.11	ug/L
HAA 13D	2/6/2003	1,1-DICHLOROETHANE	0.05	1	J		0.72	ug/L
HAA 13D	8/19/2003	1,1-DICHLOROETHANE	0.05	1	U		1	ug/L
HAA 13D	3/16/2004	1,1-DICHLOROETHANE	0.41	1	U	UJ	1	ug/L
HAA 13D	9/22/2004	1,1-DICHLOROETHANE	0.41	1	U		1	ug/L
HAA 13D	3/16/2005	1,1-DICHLOROETHANE	0.41	1	U	U	1	ug/L
HAA 13D	9/23/2005	1,1-DICHLOROETHANE	0.07	0.5	U	U	0.5	ug/L
HAA 13D	4/6/2006	1,1-DICHLOROETHANE	0.16	0.5	J	J	0.45	ug/L
HAA 13D	5/15/2007	1,1-DICHLOROETHANE	0.2	2	U	U	2	ug/L
HAA 13D	5/15/2007	1,1-DICHLOROETHANE	0.2	2	U	U	2	ug/L
HAA 13D	4/29/2008	1,1-DICHLOROETHANE	0.9	2	U	U	2	ug/L
HAA 13D	5/5/2009	1,1-DICHLOROETHANE	0.3	1	U	U	1	ug/L
HAA 13D	5/3/2010	1,1-DICHLOROETHANE	0.9	2	U	U	2	ug/L
HAA 13D	5/3/2010	1,1-DICHLOROETHANE	0.9	2	U	U	2	ug/L
HAA 13D	5/4/2011	1,1-DICHLOROETHANE	0.1	2	U	U	2	ug/L
HAA 13D	4/30/2012	1,1-DICHLOROETHANE	0.1	2	U	U	2	ug/L
HAA 13D	5/8/2013	1,1-DICHLOROETHANE	0.1	2	U		2	ug/L
HAA 13D	5/8/2014	1,1-DICHLOROETHANE	0.3	1	U	U	1	ug/L
HAA 13D	4/22/2015	1,1-DICHLOROETHANE	0.07	1	U	U	1	ug/L
HAA 13D	5/8/2014	1,1-DICHLOROETHYLENE	0.3	1	U	U	1	ug/L
HAA 13D	4/22/2015	1,1-DICHLOROETHYLENE	0.08	1	U	U	1	ug/L
HAA 13D	5/8/2014	1,2,3-TRICHLOROBENZENE	0.3	1	U	U	1	ug/L
HAA 13D	4/22/2015	1,2,3-TRICHLOROBENZENE	0.09	1	U	U	1	ug/L
HAA 13D	5/8/2014	1,2,4-TRICHLOROBENZENE	0.3	1	U	U	1	ug/L
HAA 13D	4/22/2015	1,2,4-TRICHLOROBENZENE	0.08	1	U	U	1	ug/L
HAA 13D	5/8/2014	1,2-DIBROMO-3-CHLOROPROPANE	0.5	1	U	U	1	ug/L
HAA 13D	4/22/2015	1,2-DIBROMO-3-CHLOROPROPANE	0.41	1	U	U	1	ug/L
HAA 13D	5/8/2014	1,2-DIBROMOETHANE	0.3	1	U	U	1	ug/L
HAA 13D	4/22/2015	1,2-DIBROMOETHANE	0.13	1	U	U	1	ug/L
HAA 13D	5/8/2014	1,2-DICHLOROBENZENE	0.3	1	U	U	1	ug/L
HAA 13D	4/22/2015	1,2-DICHLOROBENZENE	0.06	1	U	U	1	ug/L
HAA 13D	5/8/2014	1,2-DICHLOROETHANE (EDC)	0.3	1	U	U	1	ug/L
HAA 13D	4/22/2015	1,2-DICHLOROETHANE (EDC)	0.1	1	U	U	1	ug/L
HAA 13D	5/8/2014	1,2-DICHLOROPROPANE	0.3	1	U	U	1	ug/L

Bold indicates concentration exceeds the MCL or USEPA Regional Screening Levels, http://epa.gov/reg3hwm/risk/human/rb-concentration_table/index.htm. (May 2014 RSL Table)

Station	Date	Analyte	MDL	PQL	Lab Qual	EPA Qual	Result	Units
HAA 13D	4/22/2015	1,2-DICHLOROPROPANE	0.1	1	U	U	1	ug/L
HAA 13D	5/8/2014	1,3-DICHLOROBENZENE	0.3	1	U	U	1	ug/L
HAA 13D	4/22/2015	1,3-DICHLOROBENZENE	0.08	1	U	U	1	ug/L
HAA 13D	5/8/2014	1,4-DICHLOROBENZENE	0.3	1	U	U	1	ug/L
HAA 13D	4/22/2015	1,4-DICHLOROBENZENE	0.12	1	U	U	1	ug/L
HAA 13D	5/8/2014	1,4-DIOXANE	15	50	U	U	50	ug/L
HAA 13D	4/22/2015	1,4-DIOXANE	7.6	80	U	U	80	ug/L
HAA 13D	5/8/2014	2-HEXANONE	1.5	5	U	U	5	ug/L
HAA 13D	4/22/2015	2-HEXANONE	0.22	5	U	U	5	ug/L
HAA 13D	5/8/2014	ACETONE	1.5	5	U	U	5	ug/L
HAA 13D	4/22/2015	ACETONE	0.34	2		J	4.9	ug/L
HAA 13D	5/8/2014	BENZENE	0.3	1	U	U	1	ug/L
HAA 13D	4/22/2015	BENZENE	0.06	1	U	U	1	ug/L
HAA 13D	5/8/2014	BROMOCHLOROMETHANE	0.3	1	U	U	1	ug/L
HAA 13D	4/22/2015	BROMOCHLOROMETHANE	0.13	1	U	U	1	ug/L
HAA 13D	5/8/2014	BROMODICHLOROMETHANE	0.3	1	U	U	1	ug/L
HAA 13D	4/22/2015	BROMODICHLOROMETHANE	0.09	1	U	U	1	ug/L
HAA 13D	5/8/2014	BROMOFORM (TRIBROMOMETHANE)	0.3	1	U	U	1	ug/L
HAA 13D	4/22/2015	BROMOFORM (TRIBROMOMETHANE)	0.17	1	U	U	1	ug/L
HAA 13D	5/8/2014	BROMOMETHANE (METHYL BROMIDE)	0.3	1	U	U	1	ug/L
HAA 13D	4/22/2015	BROMOMETHANE (METHYL BROMIDE)	0.25	2	U	U	2	ug/L
HAA 13D	7/2/2002	CADMIUM	0.4	12	U		12	ug/L
HAA 13D	2/6/2003	CADMIUM	1.1	12	U		12	ug/L
HAA 13D	8/19/2003	CADMIUM	1.1	12	U		12	ug/L
HAA 13D	3/16/2004	CADMIUM	0.04	1	J	J	0.176	ug/L
HAA 13D	9/22/2004	CADMIUM	0.04	1	J		0.067	ug/L
HAA 13D	3/16/2005	CADMIUM	0.1	1	J	J	0.103	ug/L
HAA 13D	9/23/2005	CADMIUM	0.0672	0.5	U	U	0.5	ug/L
HAA 13D	4/6/2006	CADMIUM	0.0574	0.5	U	U	0.5	ug/L
HAA 13D	5/15/2007	CADMIUM	0.057	0.5	U	U	0.5	ug/L
HAA 13D	4/29/2008	CADMIUM	0.1	1	U	U	1	ug/L
HAA 13D	5/5/2009	CADMIUM	1	10	U	U	10	ug/L
HAA 13D	5/3/2010	CADMIUM	0.2	2	U	U	2	ug/L
HAA 13D	5/4/2011	CADMIUM	0.2	2	U	U	2	ug/L
HAA 13D	4/30/2012	CADMIUM	0.2	2	J	J	0.228	ug/L
HAA 13D	6/18/2012	CADMIUM	0.5	5	UJ	UJ	5	ug/L
HAA 13D	9/24/2012	CADMIUM	0.1	1	U	U	1	ug/L
HAA 13D	3/11/2013	CADMIUM	0.1	1	J	J	0.172	ug/L
HAA 13D	5/8/2013	CADMIUM	0.2	2	U		2	ug/L
HAA 13D	5/8/2014	CADMIUM	0.1	1	U	U	1	ug/L
HAA 13D	4/22/2015	CADMIUM	0.1	1	J	J	0.116	ug/L
HAA 13D	5/8/2014	CARBON DISULFIDE	1.5	5	U	U	5	ug/L
HAA 13D	4/22/2015	CARBON DISULFIDE	0.05	1	U	U	1	ug/L
HAA 13D	7/2/2002	CARBON TETRACHLORIDE	0.24	1	U		1	ug/L
HAA 13D	2/6/2003	CARBON TETRACHLORIDE	0.11	1	U		1	ug/L
HAA 13D	8/19/2003	CARBON TETRACHLORIDE	0.11	1	U		1	ug/L
HAA 13D	3/16/2004	CARBON TETRACHLORIDE	0.29	1	U	UJ	1	ug/L
HAA 13D	9/22/2004	CARBON TETRACHLORIDE	0.29	1	U		1	ug/L
HAA 13D	3/16/2005	CARBON TETRACHLORIDE	0.29	1	U	U	1	ug/L
HAA 13D	9/23/2005	CARBON TETRACHLORIDE	0.09	0.5	U	U	0.5	ug/L
HAA 13D	4/6/2006	CARBON TETRACHLORIDE	0.15	0.5	U	U	0.5	ug/L
HAA 13D	5/15/2007	CARBON TETRACHLORIDE	0.4	2	U	U	2	ug/L
HAA 13D	5/15/2007	CARBON TETRACHLORIDE	0.4	2	U	U	2	ug/L
HAA 13D	4/29/2008	CARBON TETRACHLORIDE	1.04	2	U	U	2	ug/L
HAA 13D	5/5/2009	CARBON TETRACHLORIDE	0.26	1	U	U	1	ug/L
HAA 13D	5/3/2010	CARBON TETRACHLORIDE	1.04	2	U	U	2	ug/L
HAA 13D	5/3/2010	CARBON TETRACHLORIDE	1.04	2	U	U	2	ug/L
HAA 13D	5/4/2011	CARBON TETRACHLORIDE	0.13	2	U	U	2	ug/L
HAA 13D	4/30/2012	CARBON TETRACHLORIDE	0.13	2	U	U	2	ug/L
HAA 13D	5/8/2013	CARBON TETRACHLORIDE	0.13	2	U		2	ug/L
HAA 13D	5/8/2014	CARBON TETRACHLORIDE	0.3	1	U	U	1	ug/L
HAA 13D	4/22/2015	CARBON TETRACHLORIDE	0.13	1	U	U	1	ug/L
HAA 13D	5/8/2014	CHLOROBENZENE	0.3	1	U	U	1	ug/L
HAA 13D	4/22/2015	CHLOROBENZENE	0.15	1	U	U	1	ug/L
HAA 13D	5/8/2014	CHLOROETHANE (ETHYL CHLORIDE)	0.3	1	U	U	1	ug/L
HAA 13D	4/22/2015	CHLOROETHANE (ETHYL CHLORIDE)	0.1	2	U	U	2	ug/L
HAA 13D	5/8/2014	CHLOROETHENE (VINYL CHLORIDE)	0.3	1	U	U	1	ug/L
HAA 13D	4/22/2015	CHLOROETHENE (VINYL CHLORIDE)	0.08	2	U	U	2	ug/L
HAA 13D	5/8/2014	CHLOROFORM	0.3	1	U	U	1	ug/L
HAA 13D	4/22/2015	CHLOROFORM	0.1	1	U	U	1	ug/L
HAA 13D	5/8/2014	CHLOROMETHANE (METHYL CHLORIDE)	0.3	1	U	U	0.37	ug/L

Bold indicates concentration exceeds the MCL or USEPA Regional Screening Levels, http://epa.gov/reg3hwm/risk/human/rb-concentration_table/index.htm. (May 2014 RSL Table)

Station	Date	Analyte	MDL	PQL	Lab Qual	EPA Qual	Result	Units
HAA 13D	4/22/2015	CHLOROMETHANE (METHYL CHLORIDE)	0.08	2	U	U	2	ug/L
HAA 13D	5/8/2014	CIS-1,2-DICHLOROETHYLENE	0.3	1	U	U	1	ug/L
HAA 13D	4/22/2015	CIS-1,2-DICHLOROETHYLENE	0.09	1	U	U	1	ug/L
HAA 13D	5/8/2014	CIS-1,3-DICHLOROPROPENE	0.3	1	U	U	1	ug/L
HAA 13D	4/22/2015	CIS-1,3-DICHLOROPROPENE	0.07	1	U	U	1	ug/L
HAA 13D	5/8/2014	CUMENE (ISOPROPYL BENZENE)	0.3	1	U	U	1	ug/L
HAA 13D	4/22/2015	CUMENE (ISOPROPYL BENZENE)	0.08	1	U	U	1	ug/L
HAA 13D	5/8/2014	CYCLOHEXANE	0.3	1	U	U	1	ug/L
HAA 13D	4/22/2015	CYCLOHEXANE	0.07	1	U	U	1	ug/L
HAA 13D	5/8/2014	DIBROMOCHLOROMETHANE	0.3	1	U	U	1	ug/L
HAA 13D	4/22/2015	DIBROMOCHLOROMETHANE	0.13	1	U	U	1	ug/L
HAA 13D	5/8/2014	DICHLORODIFLUOROMETHANE	0.3	1	U	U	1	ug/L
HAA 13D	4/22/2015	DICHLORODIFLUOROMETHANE	0.08	2	U	U	2	ug/L
HAA 13D	5/8/2014	DICHLOROMETHANE (METHYLENE CHLORIDE)	1	5	U	U	5	ug/L
HAA 13D	4/22/2015	DICHLOROMETHANE (METHYLENE CHLORIDE)	0.27	1	U	U	1	ug/L
HAA 13D	5/8/2014	ETHYLBENZENE	0.3	1	U	U	1	ug/L
HAA 13D	4/22/2015	ETHYLBENZENE	0.09	1	U	U	1	ug/L
HAA 13D	4/6/2006	GROSS ALPHA	0.43	1.03	J	J	0.51	pCi/L
HAA 13D	5/15/2007	GROSS ALPHA	2.51	7.04	U	U	2.31	pCi/L
HAA 13D	4/29/2008	GROSS ALPHA	2.31	6.95	J	J	2.57	pCi/L
HAA 13D	5/5/2009	GROSS ALPHA	2.6	5.23	U	U	0.491	pCi/L
HAA 13D	8/26/2009	GROSS ALPHA	2.43	6.16	U		1.56	pCi/L
HAA 13D	8/26/2009	GROSS ALPHA	2.43	5.67	U		1.1	pCi/L
HAA 13D	4/30/2012	GROSS ALPHA	2.39	5.62	U	UJ	1.1	pCi/L
HAA 13D	6/18/2012	GROSS ALPHA	1	4			9.6	pCi/L
HAA 13D	9/24/2012	GROSS ALPHA	2.46	5.38	U	U	1.19	pCi/L
HAA 13D	3/11/2013	GROSS ALPHA	0.84	2.36		J	1.84	pCi/L
HAA 13D	3/11/2013	GROSS ALPHA	0.97	2.55		J	1.54	pCi/L
HAA 13D	5/8/2013	GROSS ALPHA	2.49	4.4	U		0.106	pCi/L
HAA 13D	5/8/2014	GROSS ALPHA	2.19	5.66	U	U	1.55	pCi/L
HAA 13D	5/8/2014	GROSS ALPHA	2.2	4.49	U	U	0.421	pCi/L
HAA 13D	4/22/2015	GROSS ALPHA	2.19	7.19	J	J	3.47	pCi/L
HAA 13D	7/2/2002	LEAD	0.9	8			8.43	ug/L
HAA 13D	2/6/2003	LEAD	2.2	8	U		8	ug/L
HAA 13D	8/19/2003	LEAD	2.2	8	U		8	ug/L
HAA 13D	3/16/2004	LEAD	0.05	2			18.3	ug/L
HAA 13D	9/22/2004	LEAD	0.05	2			2.53	ug/L
HAA 13D	3/16/2005	LEAD	0.5	2			1330	ug/L
HAA 13D	7/7/2005	LEAD	0.565	3			70.8	ug/L
HAA 13D	7/7/2005	LEAD	0.5	2			18.9	ug/L
HAA 13D	9/23/2005	LEAD	0.565	3		J	7.3	ug/L
HAA 13D	4/6/2006	LEAD	0.492	3			57.3	ug/L
HAA 13D	5/15/2007	LEAD	0.49	3			94.5	ug/L
HAA 13D	4/29/2008	LEAD	0.1	1			41.6	ug/L
HAA 13D	5/5/2009	LEAD	2	20			190	ug/L
HAA 13D	5/3/2010	LEAD	0.4	4			10.8	ug/L
HAA 13D	5/4/2011	LEAD	1	10			35	ug/L
HAA 13D	4/30/2012	LEAD	1	10			26.8	ug/L
HAA 13D	5/8/2013	LEAD	1	10	J		1.71	ug/L
HAA 13D	5/8/2014	LEAD	0.5	5	J	J	0.965	ug/L
HAA 13D	4/22/2015	LEAD	0.5	5			7.88	ug/L
HAA 13D	5/8/2014	M,P-XYLENE	0.3	2	U	U	2	ug/L
HAA 13D	4/22/2015	M,P-XYLENE	0.14	2	U	U	2	ug/L
HAA 13D	5/8/2014	METHYL ACETATE	1.5	5	U	U	5	ug/L
HAA 13D	4/22/2015	METHYL ACETATE	0.37	25	U	U	25	ug/L
HAA 13D	5/8/2014	METHYL ETHYL KETONE	1.5	5	U	U	5	ug/L
HAA 13D	4/22/2015	METHYL ETHYL KETONE	0.52	5	U	U	5	ug/L
HAA 13D	5/8/2014	METHYL ISOBUTYL KETONE	1.5	5	U	U	5	ug/L
HAA 13D	4/22/2015	METHYL ISOBUTYL KETONE	0.12	5	U	U	5	ug/L
HAA 13D	5/8/2014	METHYL TERTIARY BUTYL ETHER (MTBE)	0.3	1	U	U	1	ug/L
HAA 13D	4/22/2015	METHYL TERTIARY BUTYL ETHER (MTBE)	0.11	2	U	U	2	ug/L
HAA 13D	5/8/2014	METHYLCYCLOHEXANE	0.3	1	U	U	1	ug/L
HAA 13D	4/22/2015	METHYLCYCLOHEXANE	0.1	4	U	U	4	ug/L
HAA 13D	7/2/2002	NONVOLATILE BETA	25.2	43.12	J		31.9	pCi/L
HAA 13D	2/6/2003	NONVOLATILE BETA	9.18	17.76	U		0.955	pCi/L
HAA 13D	3/16/2004	NONVOLATILE BETA	1.03	2.148	J	J	1.2	pCi/L
HAA 13D	9/22/2004	NONVOLATILE BETA	8.45	18.3	U		2.31	pCi/L
HAA 13D	3/16/2005	NONVOLATILE BETA	8.48	19.3	U	U	5.59	pCi/L
HAA 13D	9/23/2005	NONVOLATILE BETA	4.01	9.45	U	U	2.63	pCi/L
HAA 13D	4/6/2006	NONVOLATILE BETA	1.1	2.44	J	J	1.45	pCi/L
HAA 13D	5/15/2007	NONVOLATILE BETA	4.51	9.8	U	U	0.212	pCi/L

Bold indicates concentration exceeds the MCL or USEPA Regional Screening Levels, http://epa.gov/reg3hwm/risk/human/rb-concentration_table/index.htm. (May 2014 RSL Table)

Station	Date	Analyte	MDL	PQL	Lab Qual	EPA Qual	Result	Units
HAA 13D	4/29/2008	NONVOLATILE BETA	4.35	9.77	U	U	1.83	pCi/L
HAA 13D	5/5/2009	NONVOLATILE BETA	4.46	9.82	U	U	1.19	pCi/L
HAA 13D	8/26/2009	NONVOLATILE BETA	4.32	10.5	U		3.69	pCi/L
HAA 13D	8/26/2009	NONVOLATILE BETA	4.27	9.67	U		1.73	pCi/L
HAA 13D	5/3/2010	NONVOLATILE BETA	4.63	10	U	U	1.03	pCi/L
HAA 13D	5/4/2011	NONVOLATILE BETA	4.41	10.7	U	U	3.86	pCi/L
HAA 13D	4/30/2012	NONVOLATILE BETA	4.21	9.78	U	U	2.45	pCi/L
HAA 13D	6/18/2012	NONVOLATILE BETA	0.86	2.24			2.64	pCi/L
HAA 13D	9/24/2012	NONVOLATILE BETA	2.93	6.31	U	U	0.95	pCi/L
HAA 13D	3/11/2013	NONVOLATILE BETA	0.92	2.22		J	1.16	pCi/L
HAA 13D	3/11/2013	NONVOLATILE BETA	0.92	2.14	U	U	0.7	pCi/L
HAA 13D	5/8/2013	NONVOLATILE BETA	4.31	9.1	U		0.291	pCi/L
HAA 13D	5/8/2014	NONVOLATILE BETA	3.96	9.24	U	U	2.18	pCi/L
HAA 13D	5/8/2014	NONVOLATILE BETA	3.99	8.45	U	U	0.00751	pCi/L
HAA 13D	4/22/2015	NONVOLATILE BETA	4.56	9.84	U	U	0.922	pCi/L
HAA 13D	5/8/2014	O-XYLENE	0.3	1	U	U	1	ug/L
HAA 13D	4/22/2015	O-XYLENE	0.06	1	U	U	1	ug/L
HAA 13D	5/8/2014	STYRENE	0.3	1	U	U	1	ug/L
HAA 13D	4/22/2015	STYRENE	0.07	1	U	U	1	ug/L
HAA 13D	5/8/2014	TETRACHLOROETHYLENE (PCE)	0.3	1	U	U	1	ug/L
HAA 13D	4/22/2015	TETRACHLOROETHYLENE (PCE)	0.18	1	U	U	1	ug/L
HAA 13D	5/8/2014	TOLUENE	0.3	1	U	U	1	ug/L
HAA 13D	4/22/2015	TOLUENE	0.07	1		U	2.4	ug/L
HAA 13D	5/8/2014	TRANS-1,2-DICHLOROETHYLENE	0.3	1	U	U	1	ug/L
HAA 13D	4/22/2015	TRANS-1,2-DICHLOROETHYLENE	0.08	1	U	U	1	ug/L
HAA 13D	5/8/2014	TRANS-1,3-DICHLOROPROPENE	0.3	1	U	U	1	ug/L
HAA 13D	4/22/2015	TRANS-1,3-DICHLOROPROPENE	0.08	1	U	U	1	ug/L
HAA 13D	7/2/2002	TRICHLOROETHYLENE (TCE)	0.28	1	U		1	ug/L
HAA 13D	2/6/2003	TRICHLOROETHYLENE (TCE)	0.16	1	U		1	ug/L
HAA 13D	8/19/2003	TRICHLOROETHYLENE (TCE)	0.16	1	U		1	ug/L
HAA 13D	3/16/2004	TRICHLOROETHYLENE (TCE)	0.36	1	U	UJ	1	ug/L
HAA 13D	9/22/2004	TRICHLOROETHYLENE (TCE)	0.36	1	U		1	ug/L
HAA 13D	3/16/2005	TRICHLOROETHYLENE (TCE)	0.36	1	U	U	1	ug/L
HAA 13D	9/23/2005	TRICHLOROETHYLENE (TCE)	0.13	0.5	U	U	0.5	ug/L
HAA 13D	4/6/2006	TRICHLOROETHYLENE (TCE)	0.2	0.5	U	U	0.5	ug/L
HAA 13D	5/15/2007	TRICHLOROETHYLENE (TCE)	0.2	2	U	U	2	ug/L
HAA 13D	5/15/2007	TRICHLOROETHYLENE (TCE)	0.2	2	U	U	2	ug/L
HAA 13D	4/29/2008	TRICHLOROETHYLENE (TCE)	0.97	2	U	U	2	ug/L
HAA 13D	5/5/2009	TRICHLOROETHYLENE (TCE)	0.25	1	U	U	1	ug/L
HAA 13D	5/3/2010	TRICHLOROETHYLENE (TCE)	0.97	2	U	U	2	ug/L
HAA 13D	5/3/2010	TRICHLOROETHYLENE (TCE)	0.97	2	U	U	2	ug/L
HAA 13D	5/4/2011	TRICHLOROETHYLENE (TCE)	0.1	2	U	U	2	ug/L
HAA 13D	4/30/2012	TRICHLOROETHYLENE (TCE)	0.1	2	U	U	2	ug/L
HAA 13D	5/8/2013	TRICHLOROETHYLENE (TCE)	0.1	2	U		2	ug/L
HAA 13D	5/8/2014	TRICHLOROETHYLENE (TCE)	0.3	1	U	U	1	ug/L
HAA 13D	4/22/2015	TRICHLOROETHYLENE (TCE)	0.25	1	U	U	1	ug/L
HAA 13D	5/8/2014	TRICHLOROFLUOROMETHANE	0.3	1	U	U	1	ug/L
HAA 13D	4/22/2015	TRICHLOROFLUOROMETHANE	0.11	1	U	U	1	ug/L
HAA 13D	7/2/2002	TRITIUM	0.637	2.565			20.1	pCi/mL
HAA 13D	2/6/2003	TRITIUM	0.597	2.507			21.1	pCi/mL
HAA 13D	8/19/2003	TRITIUM					19.528	pCi/mL
HAA 13D	3/16/2004	TRITIUM	0.53	2.012			17.9	pCi/mL
HAA 13D	9/22/2004	TRITIUM	0.879	3			20.9	pCi/mL
HAA 13D	3/16/2005	TRITIUM	0.884	3.03			19.2	pCi/mL
HAA 13D	9/23/2005	TRITIUM	0.825	2.89		J	19.6	pCi/mL
HAA 13D	4/6/2006	TRITIUM	0.21	1.93			18	pCi/mL
HAA 13D	5/15/2007	TRITIUM	0.572	2.27			17.2	pCi/mL
HAA 13D	4/29/2008	TRITIUM	0.433	1.96			15.9	pCi/mL
HAA 13D	5/5/2009	TRITIUM	0.588	2.13			13.1	pCi/mL
HAA 13D	8/26/2009	TRITIUM	0.457	1.85			12.1	pCi/mL
HAA 13D	8/26/2009	TRITIUM	0.457	1.85			12	pCi/mL
HAA 13D	5/3/2010	TRITIUM	0.456	1.91			13.9	pCi/mL
HAA 13D	5/4/2011	TRITIUM	0.593	2.12			12.1	pCi/mL
HAA 13D	4/30/2012	TRITIUM	0.48	1.83			10.5	pCi/mL
HAA 13D	6/18/2012	TRITIUM	0.441	1.77			10.6	pCi/mL
HAA 13D	9/24/2012	TRITIUM	0.456	1.74			9.72	pCi/mL
HAA 13D	3/11/2013	TRITIUM	0.486	1.84			10.1	pCi/mL
HAA 13D	5/8/2013	TRITIUM	0.539	1.99			11	pCi/mL
HAA 13D	5/8/2014	TRITIUM	0.418	1.74			11.1	pCi/mL
HAA 13D	4/22/2015	TRITIUM	0.543	1.85			11	pCi/mL
HAA 14A	7/15/2002	1,1,1-TRICHLOROETHANE	0.21	1	U		1	ug/L

Bold indicates concentration exceeds the MCL or USEPA Regional Screening Levels, http://epa.gov/reg3hwm/risk/human/rb-concentration_table/index.htm. (May 2014 RSL Table)

Station	Date	Analyte	MDL	PQL	Lab Qual	EPA Qual	Result	Units
HAA 14A	1/15/2003	1,1,1-TRICHLOROETHANE	0.21	1	U		1	ug/L
HAA 14A	8/28/2003	1,1,1-TRICHLOROETHANE	0.09	1	U		1	ug/L
HAA 14A	3/15/2004	1,1,1-TRICHLOROETHANE	0.34	1	U	UJ	1	ug/L
HAA 14A	9/27/2004	1,1,1-TRICHLOROETHANE	0.34	1	U		1	ug/L
HAA 14A	3/16/2005	1,1,1-TRICHLOROETHANE	0.34	1	U	U	1	ug/L
HAA 14A	9/23/2005	1,1,1-TRICHLOROETHANE	0.08	0.5	U	U	0.5	ug/L
HAA 14A	4/10/2006	1,1,1-TRICHLOROETHANE	0.15	0.5	U	U	0.5	ug/L
HAA 14A	5/15/2007	1,1,1-TRICHLOROETHANE	0.3	2	U	U	2	ug/L
HAA 14A	5/15/2007	1,1,1-TRICHLOROETHANE	0.3	2	U	U	2	ug/L
HAA 14A	4/29/2008	1,1,1-TRICHLOROETHANE	0.79	2	U	U	2	ug/L
HAA 14A	5/5/2009	1,1,1-TRICHLOROETHANE	0.325	1	U	U	1	ug/L
HAA 14A	5/3/2010	1,1,1-TRICHLOROETHANE	0.79	2	U	U	2	ug/L
HAA 14A	5/3/2011	1,1,1-TRICHLOROETHANE	0.15	2	U	U	2	ug/L
HAA 14A	6/12/2012	1,1,1-TRICHLOROETHANE	0.15	2	U	U	2	ug/L
HAA 14A	5/7/2013	1,1,1-TRICHLOROETHANE	0.15	2	U		2	ug/L
HAA 14A	5/7/2014	1,1,1-TRICHLOROETHANE	0.3	1	U	U	1	ug/L
HAA 14A	4/27/2015	1,1,1-TRICHLOROETHANE	0.07	1	U	U	1	ug/L
HAA 14A	4/27/2015	1,1,1-TRICHLOROETHANE	0.07	1	U	U	1	ug/L
HAA 14A	5/7/2014	1,1,2,2-TETRACHLOROETHANE	0.3	1	U	U	1	ug/L
HAA 14A	4/27/2015	1,1,2,2-TETRACHLOROETHANE	0.1	1	U	U	1	ug/L
HAA 14A	4/27/2015	1,1,2,2-TETRACHLOROETHANE	0.1	1	U	U	1	ug/L
HAA 14A	5/7/2014	1,1,2-TRICHLORO-1,2,2-TRIFLUOROETHANE	2	5	U	U	5	ug/L
HAA 14A	4/27/2015	1,1,2-TRICHLORO-1,2,2-TRIFLUOROETHANE	0.1	1	U	U	1	ug/L
HAA 14A	4/27/2015	1,1,2-TRICHLORO-1,2,2-TRIFLUOROETHANE	0.1	1	U	U	1	ug/L
HAA 14A	5/7/2014	1,1,2-TRICHLOROETHANE	0.3	1	U	U	1	ug/L
HAA 14A	4/27/2015	1,1,2-TRICHLOROETHANE	0.15	1	U	U	1	ug/L
HAA 14A	4/27/2015	1,1,2-TRICHLOROETHANE	0.15	1	U	U	1	ug/L
HAA 14A	7/15/2002	1,1-DICHLOROETHANE	0.12	1	U		1	ug/L
HAA 14A	1/15/2003	1,1-DICHLOROETHANE	0.12	1	U		1	ug/L
HAA 14A	8/28/2003	1,1-DICHLOROETHANE	0.05	1	U		1	ug/L
HAA 14A	3/15/2004	1,1-DICHLOROETHANE	0.41	1	U	UJ	1	ug/L
HAA 14A	9/27/2004	1,1-DICHLOROETHANE	0.41	1	U		1	ug/L
HAA 14A	3/16/2005	1,1-DICHLOROETHANE	0.41	1	U	U	1	ug/L
HAA 14A	9/23/2005	1,1-DICHLOROETHANE	0.07	0.5	U	U	0.5	ug/L
HAA 14A	4/10/2006	1,1-DICHLOROETHANE	0.16	0.5	U	U	0.5	ug/L
HAA 14A	5/15/2007	1,1-DICHLOROETHANE	0.2	2	U	U	2	ug/L
HAA 14A	5/15/2007	1,1-DICHLOROETHANE	0.2	2	U	U	2	ug/L
HAA 14A	4/29/2008	1,1-DICHLOROETHANE	0.9	2	U	U	2	ug/L
HAA 14A	5/5/2009	1,1-DICHLOROETHANE	0.3	1	U	U	1	ug/L
HAA 14A	5/3/2010	1,1-DICHLOROETHANE	0.9	2	U	U	2	ug/L
HAA 14A	5/3/2011	1,1-DICHLOROETHANE	0.1	2	U	U	2	ug/L
HAA 14A	6/12/2012	1,1-DICHLOROETHANE	0.1	2	U	U	2	ug/L
HAA 14A	5/7/2013	1,1-DICHLOROETHANE	0.1	2	U		2	ug/L
HAA 14A	5/7/2014	1,1-DICHLOROETHANE	0.3	1	U	U	1	ug/L
HAA 14A	4/27/2015	1,1-DICHLOROETHANE	0.07	1	U	U	1	ug/L
HAA 14A	4/27/2015	1,1-DICHLOROETHANE	0.07	1	U	U	1	ug/L
HAA 14A	5/7/2014	1,1-DICHLOROETHYLENE	0.3	1	U	U	1	ug/L
HAA 14A	4/27/2015	1,1-DICHLOROETHYLENE	0.08	1	U	U	1	ug/L
HAA 14A	4/27/2015	1,1-DICHLOROETHYLENE	0.08	1	U	U	1	ug/L
HAA 14A	5/7/2014	1,2,3-TRICHLOROBENZENE	0.3	1	U	U	1	ug/L
HAA 14A	4/27/2015	1,2,3-TRICHLOROBENZENE	0.09	1	U	U	1	ug/L
HAA 14A	4/27/2015	1,2,3-TRICHLOROBENZENE	0.09	1	U	U	1	ug/L
HAA 14A	5/7/2014	1,2,4-TRICHLOROBENZENE	0.3	1	U	U	1	ug/L
HAA 14A	4/27/2015	1,2,4-TRICHLOROBENZENE	0.08	1	U	U	1	ug/L
HAA 14A	4/27/2015	1,2,4-TRICHLOROBENZENE	0.08	1	U	U	1	ug/L
HAA 14A	5/7/2014	1,2-DIBROMO-3-CHLOROPROPANE	0.5	1	U	U	1	ug/L
HAA 14A	4/27/2015	1,2-DIBROMO-3-CHLOROPROPANE	0.41	1	U	U	1	ug/L
HAA 14A	4/27/2015	1,2-DIBROMO-3-CHLOROPROPANE	0.41	1	U	U	1	ug/L
HAA 14A	5/7/2014	1,2-DIBROMOETHANE	0.3	1	U	U	1	ug/L
HAA 14A	4/27/2015	1,2-DIBROMOETHANE	0.13	1	U	U	1	ug/L
HAA 14A	4/27/2015	1,2-DIBROMOETHANE	0.13	1	U	U	1	ug/L
HAA 14A	5/7/2014	1,2-DICHLOROBENZENE	0.3	1	U	U	1	ug/L
HAA 14A	4/27/2015	1,2-DICHLOROBENZENE	0.06	1	U	U	1	ug/L
HAA 14A	4/27/2015	1,2-DICHLOROBENZENE	0.06	1	U	U	1	ug/L
HAA 14A	5/7/2014	1,2-DICHLOROETHANE (EDC)	0.3	1	U	U	1	ug/L
HAA 14A	4/27/2015	1,2-DICHLOROETHANE (EDC)	0.1	1	U	U	1	ug/L
HAA 14A	4/27/2015	1,2-DICHLOROETHANE (EDC)	0.1	1	U	U	1	ug/L
HAA 14A	5/7/2014	1,2-DICHLOROPROPANE	0.3	1	U	U	1	ug/L
HAA 14A	4/27/2015	1,2-DICHLOROPROPANE	0.1	1	U	U	1	ug/L
HAA 14A	4/27/2015	1,2-DICHLOROPROPANE	0.1	1	U	U	1	ug/L
HAA 14A	5/7/2014	1,3-DICHLOROBENZENE	0.3	1	U	U	1	ug/L

Bold indicates concentration exceeds the MCL or USEPA Regional Screening Levels, http://epa.gov/reg3hwm/risk/human/rb-concentration_table/index.htm. (May 2014 RSL Table)

Station	Date	Analyte	MDL	PQL	Lab Qual	EPA Qual	Result	Units
HAA 14A	4/27/2015	1,3-DICHLOROBENZENE	0.08	1	U	U	1	ug/L
HAA 14A	4/27/2015	1,3-DICHLOROBENZENE	0.08	1	U	U	1	ug/L
HAA 14A	5/7/2014	1,4-DICHLOROBENZENE	0.3	1	U	U	1	ug/L
HAA 14A	4/27/2015	1,4-DICHLOROBENZENE	0.12	1	U	U	1	ug/L
HAA 14A	4/27/2015	1,4-DICHLOROBENZENE	0.12	1	U	U	1	ug/L
HAA 14A	5/7/2014	1,4-DIOXANE	15	50	U	U	50	ug/L
HAA 14A	4/27/2015	1,4-DIOXANE	7.6	80	U	U	80	ug/L
HAA 14A	4/27/2015	1,4-DIOXANE	7.6	80	U	U	80	ug/L
HAA 14A	5/7/2014	2-HEXANONE	1.5	5	U	U	5	ug/L
HAA 14A	4/27/2015	2-HEXANONE	0.22	5	U	U	5	ug/L
HAA 14A	4/27/2015	2-HEXANONE	0.22	5	U	U	5	ug/L
HAA 14A	5/7/2014	ACETONE	1.5	5	U	U	5	ug/L
HAA 14A	4/27/2015	ACETONE	0.34	2	U	U	2	ug/L
HAA 14A	4/27/2015	ACETONE	0.34	2	U	U	2	ug/L
HAA 14A	5/7/2014	BENZENE	0.3	1	U	U	1	ug/L
HAA 14A	4/27/2015	BENZENE	0.06	1	U	U	1	ug/L
HAA 14A	4/27/2015	BENZENE	0.06	1	U	U	1	ug/L
HAA 14A	5/7/2014	BROMOCHLOROMETHANE	0.3	1	U	U	1	ug/L
HAA 14A	4/27/2015	BROMOCHLOROMETHANE	0.13	1	U	U	1	ug/L
HAA 14A	4/27/2015	BROMOCHLOROMETHANE	0.13	1	U	U	1	ug/L
HAA 14A	5/7/2014	BROMODICHLOROMETHANE	0.3	1	U	U	1	ug/L
HAA 14A	4/27/2015	BROMODICHLOROMETHANE	0.09	1	U	U	1	ug/L
HAA 14A	4/27/2015	BROMODICHLOROMETHANE	0.09	1	U	U	1	ug/L
HAA 14A	5/7/2014	BROMOFORM (TRIBROMOMETHANE)	0.3	1	U	U	1	ug/L
HAA 14A	4/27/2015	BROMOFORM (TRIBROMOMETHANE)	0.17	1	U	U	1	ug/L
HAA 14A	4/27/2015	BROMOFORM (TRIBROMOMETHANE)	0.17	1	U	U	1	ug/L
HAA 14A	5/7/2014	BROMOMETHANE (METHYL BROMIDE)	0.3	1	U	U	1	ug/L
HAA 14A	4/27/2015	BROMOMETHANE (METHYL BROMIDE)	0.25	2	U	U	2	ug/L
HAA 14A	4/27/2015	BROMOMETHANE (METHYL BROMIDE)	0.25	2	U	U	2	ug/L
HAA 14A	7/15/2002	CADMIUM	0.4	12	U		12	ug/L
HAA 14A	1/15/2003	CADMIUM	1.1	12	U		12	ug/L
HAA 14A	8/28/2003	CADMIUM	1.1	12	U		12	ug/L
HAA 14A	3/15/2004	CADMIUM	0.04	1	U	U	1	ug/L
HAA 14A	9/27/2004	CADMIUM	0.04	1	U		1	ug/L
HAA 14A	3/16/2005	CADMIUM	0.1	1	U	U	1	ug/L
HAA 14A	9/23/2005	CADMIUM	0.0672	0.5	U	U	0.5	ug/L
HAA 14A	4/10/2006	CADMIUM	0.057	0.5	U	U	0.5	ug/L
HAA 14A	5/15/2007	CADMIUM	0.057	0.5	U	U	0.5	ug/L
HAA 14A	5/15/2007	CADMIUM	0.057	0.5	U	U	0.5	ug/L
HAA 14A	4/29/2008	CADMIUM	0.1	1	U	U	1	ug/L
HAA 14A	5/5/2009	CADMIUM	1	10	U	U	10	ug/L
HAA 14A	5/5/2009	CADMIUM	1	10	U	U	10	ug/L
HAA 14A	5/3/2010	CADMIUM	0.2	2	U	U	2	ug/L
HAA 14A	5/3/2011	CADMIUM	0.2	2	U	U	2	ug/L
HAA 14A	6/12/2012	CADMIUM	0.5	5	U	U	5	ug/L
HAA 14A	5/7/2013	CADMIUM	0.2	2	U		2	ug/L
HAA 14A	5/7/2014	CADMIUM	0.1	1	U	U	1	ug/L
HAA 14A	4/27/2015	CADMIUM	0.1	1	U	U	1	ug/L
HAA 14A	4/27/2015	CADMIUM	0.1	1	U	U	1	ug/L
HAA 14A	5/7/2014	CARBON DISULFIDE	1.5	5	U	U	5	ug/L
HAA 14A	4/27/2015	CARBON DISULFIDE	0.05	1	U	U	1	ug/L
HAA 14A	4/27/2015	CARBON DISULFIDE	0.05	1	U	U	1	ug/L
HAA 14A	7/15/2002	CARBON TETRACHLORIDE	0.24	1	U		1	ug/L
HAA 14A	1/15/2003	CARBON TETRACHLORIDE	0.24	1	U		1	ug/L
HAA 14A	8/28/2003	CARBON TETRACHLORIDE	0.11	1	U		1	ug/L
HAA 14A	3/15/2004	CARBON TETRACHLORIDE	0.29	1	U	UJ	1	ug/L
HAA 14A	9/27/2004	CARBON TETRACHLORIDE	0.29	1	U		1	ug/L
HAA 14A	3/16/2005	CARBON TETRACHLORIDE	0.29	1	U	U	1	ug/L
HAA 14A	9/23/2005	CARBON TETRACHLORIDE	0.09	0.5	U	U	0.5	ug/L
HAA 14A	4/10/2006	CARBON TETRACHLORIDE	0.15	0.5	U	U	0.5	ug/L
HAA 14A	5/15/2007	CARBON TETRACHLORIDE	0.4	2	U	U	2	ug/L
HAA 14A	5/15/2007	CARBON TETRACHLORIDE	0.4	2	U	U	2	ug/L
HAA 14A	4/29/2008	CARBON TETRACHLORIDE	1.04	2	U	U	2	ug/L
HAA 14A	5/5/2009	CARBON TETRACHLORIDE	0.26	1	U	U	1	ug/L
HAA 14A	5/3/2010	CARBON TETRACHLORIDE	1.04	2	U	U	2	ug/L
HAA 14A	5/3/2011	CARBON TETRACHLORIDE	0.13	2	U	U	2	ug/L
HAA 14A	6/12/2012	CARBON TETRACHLORIDE	0.13	2	U	U	2	ug/L
HAA 14A	5/7/2013	CARBON TETRACHLORIDE	0.13	2	U		2	ug/L
HAA 14A	5/7/2014	CARBON TETRACHLORIDE	0.3	1	U	U	1	ug/L
HAA 14A	4/27/2015	CARBON TETRACHLORIDE	0.13	1	U	U	1	ug/L
HAA 14A	4/27/2015	CARBON TETRACHLORIDE	0.13	1	U	U	1	ug/L

Bold indicates concentration exceeds the MCL or USEPA Regional Screening Levels, http://epa.gov/reg3hwm/risk/human/rb-concentration_table/index.htm. (May 2014 RSL Table)

Station	Date	Analyte	MDL	PQL	Lab Qual	EPA Qual	Result	Units
HAA 14A	5/7/2014	CHLORO BENZENE	0.3	1	U	U	1	ug/L
HAA 14A	4/27/2015	CHLORO BENZENE	0.15	1	U	U	1	ug/L
HAA 14A	4/27/2015	CHLORO BENZENE	0.15	1	U	U	1	ug/L
HAA 14A	5/7/2014	CHLOROETHANE (ETHYL CHLORIDE)	0.3	1	U	U	1	ug/L
HAA 14A	4/27/2015	CHLOROETHANE (ETHYL CHLORIDE)	0.1	2	U	U	2	ug/L
HAA 14A	4/27/2015	CHLOROETHANE (ETHYL CHLORIDE)	0.1	2	U	U	2	ug/L
HAA 14A	5/7/2014	CHLOROETHENE (VINYL CHLORIDE)	0.3	1	U	U	1	ug/L
HAA 14A	4/27/2015	CHLOROETHENE (VINYL CHLORIDE)	0.08	2	U	U	2	ug/L
HAA 14A	4/27/2015	CHLOROETHENE (VINYL CHLORIDE)	0.08	2	U	U	2	ug/L
HAA 14A	5/7/2014	CHLOROFORM	0.3	1	U	U	1	ug/L
HAA 14A	4/27/2015	CHLOROFORM	0.1	1	U	U	1	ug/L
HAA 14A	4/27/2015	CHLOROFORM	0.1	1	U	U	1	ug/L
HAA 14A	5/7/2014	CHLOROMETHANE (METHYL CHLORIDE)	0.3	1	U	U	1	ug/L
HAA 14A	4/27/2015	CHLOROMETHANE (METHYL CHLORIDE)	0.08	2	U	U	2	ug/L
HAA 14A	4/27/2015	CHLOROMETHANE (METHYL CHLORIDE)	0.08	2	U	U	2	ug/L
HAA 14A	5/7/2014	CIS-1,2-DICHLOROETHYLENE	0.3	1	U	U	1	ug/L
HAA 14A	4/27/2015	CIS-1,2-DICHLOROETHYLENE	0.09	1	U	U	1	ug/L
HAA 14A	4/27/2015	CIS-1,2-DICHLOROETHYLENE	0.09	1	U	U	1	ug/L
HAA 14A	5/7/2014	CIS-1,3-DICHLOROPROPENE	0.3	1	U	U	1	ug/L
HAA 14A	4/27/2015	CIS-1,3-DICHLOROPROPENE	0.07	1	U	U	1	ug/L
HAA 14A	4/27/2015	CIS-1,3-DICHLOROPROPENE	0.07	1	U	U	1	ug/L
HAA 14A	5/7/2014	CUMENE (ISOPROPYL BENZENE)	0.3	1	U	U	1	ug/L
HAA 14A	4/27/2015	CUMENE (ISOPROPYL BENZENE)	0.08	1	U	U	1	ug/L
HAA 14A	4/27/2015	CUMENE (ISOPROPYL BENZENE)	0.08	1	U	U	1	ug/L
HAA 14A	5/7/2014	CYCLOHEXANE	0.3	1	U	U	1	ug/L
HAA 14A	4/27/2015	CYCLOHEXANE	0.07	1	U	U	1	ug/L
HAA 14A	4/27/2015	CYCLOHEXANE	0.07	1	U	U	1	ug/L
HAA 14A	5/7/2014	DIBROMOCHLOROMETHANE	0.3	1	U	U	1	ug/L
HAA 14A	4/27/2015	DIBROMOCHLOROMETHANE	0.13	1	U	U	1	ug/L
HAA 14A	4/27/2015	DIBROMOCHLOROMETHANE	0.13	1	U	U	1	ug/L
HAA 14A	5/7/2014	DICHLORODIFLUOROMETHANE	0.3	1	U	U	1	ug/L
HAA 14A	4/27/2015	DICHLORODIFLUOROMETHANE	0.08	2	U	U	2	ug/L
HAA 14A	4/27/2015	DICHLORODIFLUOROMETHANE	0.08	2	U	U	2	ug/L
HAA 14A	5/7/2014	DICHLOROMETHANE (METHYLENE CHLORIDE)	1	5	U	U	5	ug/L
HAA 14A	4/27/2015	DICHLOROMETHANE (METHYLENE CHLORIDE)	0.27	1	U	U	1	ug/L
HAA 14A	4/27/2015	DICHLOROMETHANE (METHYLENE CHLORIDE)	0.27	1	U	U	1	ug/L
HAA 14A	5/7/2014	ETHYLBENZENE	0.3	1	U	U	1	ug/L
HAA 14A	4/27/2015	ETHYLBENZENE	0.09	1	U	U	1	ug/L
HAA 14A	4/27/2015	ETHYLBENZENE	0.09	1	U	U	1	ug/L
HAA 14A	7/31/2006	GROSS ALPHA	2.53	4.34	U		0.0898	pCi/L
HAA 14A	5/15/2007	GROSS ALPHA	2.54	5.89	U	U	0.988	pCi/L
HAA 14A	5/15/2007	GROSS ALPHA	2.53	5.88	U	U	0.988	pCi/L
HAA 14A	10/11/2007	GROSS ALPHA	2.1	5.29	U		1.22	pCi/L
HAA 14A	10/11/2007	GROSS ALPHA	2.11	2.54	U		-0.154	pCi/L
HAA 14A	4/29/2008	GROSS ALPHA	2.32	5.67	U	U	1.18	pCi/L
HAA 14A	9/9/2008	GROSS ALPHA	2.84	6.65	U		1.3	pCi/L
HAA 14A	5/5/2009	GROSS ALPHA	2.62	6.3	U	U	1.4	pCi/L
HAA 14A	9/1/2009	GROSS ALPHA	2.45	4.41	U		0.182	pCi/L
HAA 14A	8/31/2010	GROSS ALPHA	0.491	1.24	J		0.783	pCi/L
HAA 14A	6/12/2012	GROSS ALPHA	2.42	4.38	U	U	0.187	pCi/L
HAA 14A	5/7/2013	GROSS ALPHA	2.52	6.21	U		1.46	pCi/L
HAA 14A	5/7/2014	GROSS ALPHA	2.18	7.15	J	J	3.6	pCi/L
HAA 14A	4/27/2015	GROSS ALPHA	2.08	4.37	U	U	0.546	pCi/L
HAA 14A	4/27/2015	GROSS ALPHA	2.09	4.39	U	U	0.545	pCi/L
HAA 14A	7/15/2002	LEAD	0.9	8	U		8	ug/L
HAA 14A	1/15/2003	LEAD	2.2	8	U		8	ug/L
HAA 14A	8/28/2003	LEAD	2.2	8	U		8	ug/L
HAA 14A	3/15/2004	LEAD	0.05	2	J	U	1.13	ug/L
HAA 14A	9/27/2004	LEAD	0.05	2	J		1.87	ug/L
HAA 14A	3/16/2005	LEAD	0.5	2			5.17	ug/L
HAA 14A	9/23/2005	LEAD	0.565	3	J	J	0.65	ug/L
HAA 14A	4/10/2006	LEAD	0.49	3	J	J	1	ug/L
HAA 14A	5/15/2007	LEAD	0.49	3	U	U	3	ug/L
HAA 14A	5/15/2007	LEAD	0.49	3	J	J	1.3	ug/L
HAA 14A	4/29/2008	LEAD	0.1	1	J	J	0.651	ug/L
HAA 14A	5/5/2009	LEAD	2	20	U	U	20	ug/L
HAA 14A	5/5/2009	LEAD	2	20	U	U	20	ug/L
HAA 14A	5/3/2010	LEAD	0.4	4	U	U	4	ug/L
HAA 14A	5/3/2011	LEAD	1	10	U	U	10	ug/L
HAA 14A	6/12/2012	LEAD	2.5	25	U	U	25	ug/L
HAA 14A	5/7/2013	LEAD	1	10	U		10	ug/L

Bold indicates concentration exceeds the MCL or USEPA Regional Screening Levels, http://epa.gov/reg3hwm/risk/human/rb-concentration_table/index.htm. (May 2014 RSL Table)

Station	Date	Analyte	MDL	PQL	Lab Qual	EPA Qual	Result	Units
HAA 14A	5/7/2014	LEAD	0.5	5	J	J	0.674	ug/L
HAA 14A	4/27/2015	LEAD	0.5	5	J	J	4	ug/L
HAA 14A	4/27/2015	LEAD	0.5	5	J	J	3.1	ug/L
HAA 14A	5/7/2014	M,P-XYLENE	0.3	2	U	U	2	ug/L
HAA 14A	4/27/2015	M,P-XYLENE	0.14	2	U	U	2	ug/L
HAA 14A	4/27/2015	M,P-XYLENE	0.14	2	U	U	2	ug/L
HAA 14A	5/7/2014	METHYL ACETATE	1.5	5	U	U	5	ug/L
HAA 14A	4/27/2015	METHYL ACETATE	0.37	25	U	U	25	ug/L
HAA 14A	4/27/2015	METHYL ACETATE	0.37	25	U	U	25	ug/L
HAA 14A	5/7/2014	METHYL ETHYL KETONE	1.5	5	U	U	5	ug/L
HAA 14A	4/27/2015	METHYL ETHYL KETONE	0.52	5	U	U	5	ug/L
HAA 14A	4/27/2015	METHYL ETHYL KETONE	0.52	5	U	U	5	ug/L
HAA 14A	5/7/2014	METHYL ISOBUTYL KETONE	1.5	5	U	U	5	ug/L
HAA 14A	4/27/2015	METHYL ISOBUTYL KETONE	0.12	5	U	U	5	ug/L
HAA 14A	4/27/2015	METHYL ISOBUTYL KETONE	0.12	5	U	U	5	ug/L
HAA 14A	5/7/2014	METHYL TERTIARY BUTYL ETHER (MTBE)	0.3	1	U	U	1	ug/L
HAA 14A	4/27/2015	METHYL TERTIARY BUTYL ETHER (MTBE)	0.11	2	U	U	2	ug/L
HAA 14A	4/27/2015	METHYL TERTIARY BUTYL ETHER (MTBE)	0.11	2	U	U	2	ug/L
HAA 14A	5/7/2014	METHYLCYCLOHEXANE	0.3	1	U	U	1	ug/L
HAA 14A	4/27/2015	METHYLCYCLOHEXANE	0.1	4	U	U	4	ug/L
HAA 14A	4/27/2015	METHYLCYCLOHEXANE	0.1	4	U	U	4	ug/L
HAA 14A	7/15/2002	NONVOLATILE BETA	25	38.92	U		11.1	pCi/L
HAA 14A	1/15/2003	NONVOLATILE BETA	8.65	8.65			9.67	pCi/L
HAA 14A	8/28/2003	NONVOLATILE BETA			U		1.94	pCi/L
HAA 14A	3/15/2004	NONVOLATILE BETA	0.605	1.281	J	J	0.657	pCi/L
HAA 14A	9/27/2004	NONVOLATILE BETA	8.92	19.3	U		1.42	pCi/L
HAA 14A	9/27/2004	NONVOLATILE BETA	8.94	18.9	U		0.0408	pCi/L
HAA 14A	3/16/2005	NONVOLATILE BETA	8.38	18.6	U	U	3.68	pCi/L
HAA 14A	9/23/2005	NONVOLATILE BETA	4.02	9.72	U	U	3.35	pCi/L
HAA 14A	4/10/2006	NONVOLATILE BETA	1.1	2.48	U	U	0.9	pCi/L
HAA 14A	7/31/2006	NONVOLATILE BETA	4.27	8.52	U		-0.566	pCi/L
HAA 14A	5/15/2007	NONVOLATILE BETA	4.36	9.6	U	U	0.52	pCi/L
HAA 14A	5/15/2007	NONVOLATILE BETA	4.36	8.78	U	U	-1.47	pCi/L
HAA 14A	10/11/2007	NONVOLATILE BETA	4.29	10.2	U		1.96	pCi/L
HAA 14A	10/11/2007	NONVOLATILE BETA	4.45	10.1	U		0.894	pCi/L
HAA 14A	4/29/2008	NONVOLATILE BETA	4.19	9.56	U	U	2.13	pCi/L
HAA 14A	9/9/2008	NONVOLATILE BETA	4.59	10.7	U		3	pCi/L
HAA 14A	5/5/2009	NONVOLATILE BETA	4.57	9.66	U	U	0.227	pCi/L
HAA 14A	9/1/2009	NONVOLATILE BETA	4.16	9.73	U		2.45	pCi/L
HAA 14A	5/3/2010	NONVOLATILE BETA	4.27	8.83	U	U	0.0133	pCi/L
HAA 14A	8/31/2010	NONVOLATILE BETA	0.996	2.7			8.57	pCi/L
HAA 14A	5/3/2011	NONVOLATILE BETA	4.2	9.54	U	U	1.8	pCi/L
HAA 14A	6/12/2012	NONVOLATILE BETA	4.11	9.75	U	U	2.9	pCi/L
HAA 14A	5/7/2013	NONVOLATILE BETA	4.47	9.22	U		-0.266	pCi/L
HAA 14A	5/7/2014	NONVOLATILE BETA	4.59	9.92	U	U	0.796	pCi/L
HAA 14A	4/27/2015	NONVOLATILE BETA	4.18	9.23	U	U	1.41	pCi/L
HAA 14A	4/27/2015	NONVOLATILE BETA	4.17	8.45	U	U	-0.489	pCi/L
HAA 14A	5/7/2014	O-XYLENE	0.3	1	U	U	1	ug/L
HAA 14A	4/27/2015	O-XYLENE	0.06	1	U	U	1	ug/L
HAA 14A	4/27/2015	O-XYLENE	0.06	1	U	U	1	ug/L
HAA 14A	5/7/2014	STYRENE	0.3	1	U	U	1	ug/L
HAA 14A	4/27/2015	STYRENE	0.07	1	U	U	1	ug/L
HAA 14A	4/27/2015	STYRENE	0.07	1	U	U	1	ug/L
HAA 14A	5/7/2014	TETRACHLOROETHYLENE (PCE)	0.3	1	U	U	1	ug/L
HAA 14A	4/27/2015	TETRACHLOROETHYLENE (PCE)	0.18	1	U	U	1	ug/L
HAA 14A	4/27/2015	TETRACHLOROETHYLENE (PCE)	0.18	1	U	U	1	ug/L
HAA 14A	5/7/2014	TOLUENE	0.3	1	U	U	1	ug/L
HAA 14A	4/27/2015	TOLUENE	0.07	1		J	3.8	ug/L
HAA 14A	4/27/2015	TOLUENE	0.07	1		UJ	1.4	ug/L
HAA 14A	5/7/2014	TRANS-1,2-DICHLOROETHYLENE	0.3	1	U	U	1	ug/L
HAA 14A	4/27/2015	TRANS-1,2-DICHLOROETHYLENE	0.08	1	U	U	1	ug/L
HAA 14A	4/27/2015	TRANS-1,2-DICHLOROETHYLENE	0.08	1	U	U	1	ug/L
HAA 14A	5/7/2014	TRANS-1,3-DICHLOROPROPENE	0.3	1	U	U	1	ug/L
HAA 14A	4/27/2015	TRANS-1,3-DICHLOROPROPENE	0.08	1	U	U	1	ug/L
HAA 14A	4/27/2015	TRANS-1,3-DICHLOROPROPENE	0.08	1	U	U	1	ug/L
HAA 14A	7/15/2002	TRICHLOROETHYLENE (TCE)	0.28	1	U		1	ug/L
HAA 14A	1/15/2003	TRICHLOROETHYLENE (TCE)	0.28	1	U		1	ug/L
HAA 14A	8/28/2003	TRICHLOROETHYLENE (TCE)	0.16	1	U		1	ug/L
HAA 14A	3/15/2004	TRICHLOROETHYLENE (TCE)	0.36	1	U	UJ	1	ug/L
HAA 14A	9/27/2004	TRICHLOROETHYLENE (TCE)	0.36	1	U		1	ug/L
HAA 14A	3/16/2005	TRICHLOROETHYLENE (TCE)	0.36	1	U	U	1	ug/L

Bold indicates concentration exceeds the MCL or USEPA Regional Screening Levels, http://epa.gov/reg3hwm/risk/human/rb-concentration_table/index.htm. (May 2014 RSL Table)

Station	Date	Analyte	MDL	PQL	Lab Qual	EPA Qual	Result	Units
HAA 14A	9/23/2005	TRICHLOROETHYLENE (TCE)	0.13	0.5	U	U	0.5	ug/L
HAA 14A	4/10/2006	TRICHLOROETHYLENE (TCE)	0.2	0.5	U	U	0.5	ug/L
HAA 14A	5/15/2007	TRICHLOROETHYLENE (TCE)	0.2	2	U	U	2	ug/L
HAA 14A	5/15/2007	TRICHLOROETHYLENE (TCE)	0.2	2	U	U	2	ug/L
HAA 14A	4/29/2008	TRICHLOROETHYLENE (TCE)	0.97	2	U	U	2	ug/L
HAA 14A	5/5/2009	TRICHLOROETHYLENE (TCE)	0.25	1	U	U	1	ug/L
HAA 14A	5/3/2010	TRICHLOROETHYLENE (TCE)	0.97	2	U	U	2	ug/L
HAA 14A	5/3/2011	TRICHLOROETHYLENE (TCE)	0.1	2	U	U	2	ug/L
HAA 14A	6/12/2012	TRICHLOROETHYLENE (TCE)	0.1	2	U	U	2	ug/L
HAA 14A	5/7/2013	TRICHLOROETHYLENE (TCE)	0.1	2	U		2	ug/L
HAA 14A	5/7/2014	TRICHLOROETHYLENE (TCE)	0.3	1	U	U	1	ug/L
HAA 14A	4/27/2015	TRICHLOROETHYLENE (TCE)	0.25	1	U	U	1	ug/L
HAA 14A	4/27/2015	TRICHLOROETHYLENE (TCE)	0.25	1	U	U	1	ug/L
HAA 14A	5/7/2014	TRICHLOROFLUOROMETHANE	0.3	1	U	U	1	ug/L
HAA 14A	4/27/2015	TRICHLOROFLUOROMETHANE	0.11	1	U	U	1	ug/L
HAA 14A	4/27/2015	TRICHLOROFLUOROMETHANE	0.11	1	U	U	1	ug/L
HAA 14A	7/15/2002	TRITIUM	0.594	1.254	U		-0.153	pCi/mL
HAA 14A	1/15/2003	TRITIUM	0.587	1.263	U		0.0867	pCi/mL
HAA 14A	8/28/2003	TRITIUM			U		-0.15	pCi/mL
HAA 14A	3/15/2004	TRITIUM	0.341	0.697	U	U	-0.0643	pCi/mL
HAA 14A	9/27/2004	TRITIUM	0.909	1.98	U		-0.00702	pCi/mL
HAA 14A	9/27/2004	TRITIUM	0.909	1.96	U		-0.225	pCi/mL
HAA 14A	3/16/2005	TRITIUM	0.876	1.92	U	U	0.184	pCi/mL
HAA 14A	9/23/2005	TRITIUM	0.824	1.79	U	UJ	0.0232	pCi/mL
HAA 14A	4/10/2006	TRITIUM	0.31	0.71	U	UJ	-0.05	pCi/mL
HAA 14A	7/31/2006	TRITIUM	0.978	2.12	U		-0.076	pCi/mL
HAA 14A	5/15/2007	TRITIUM	0.577	1.26	U	U	0.0785	pCi/mL
HAA 14A	5/15/2007	TRITIUM	0.584	1.26	U	U	-0.0253	pCi/mL
HAA 14A	10/11/2007	TRITIUM	0.488	1.05	U		-0.0345	pCi/mL
HAA 14A	4/29/2008	TRITIUM	0.431	0.938	U	U	0.0704	pCi/mL
HAA 14A	9/9/2008	TRITIUM	0.437	0.956	U		0.12	pCi/mL
HAA 14A	5/5/2009	TRITIUM	0.591	1.25	U	U	-0.276	pCi/mL
HAA 14A	9/1/2009	TRITIUM	0.451	0.991	U		0.152	pCi/mL
HAA 14A	5/3/2010	TRITIUM	0.458	0.977	U	U	-0.0887	pCi/mL
HAA 14A	8/31/2010	TRITIUM	0.471	0.979	U		0	pCi/mL
HAA 14A	5/3/2011	TRITIUM	0.463	1.02	U	U	0.171	pCi/mL
HAA 14A	6/12/2012	TRITIUM	0.478	1.02	U	U	-0.0603	pCi/mL
HAA 14A	5/7/2013	TRITIUM	0.398	0.941	J		0.606	pCi/mL
HAA 14A	5/7/2013	TRITIUM	0.397	0.926	J		0.519	pCi/mL
HAA 14A	5/7/2014	TRITIUM	0.377	0.839	U	U	0.207	pCi/mL
HAA 14A	4/27/2015	TRITIUM	0.418	0.912	U	U	0.0965	pCi/mL
HAA 14A	4/27/2015	TRITIUM	0.416	0.905	U	U	0.0817	pCi/mL
HAA 14A	4/27/2015	TRITIUM	0.417	0.9	U	U	0.0339	pCi/mL
HAA 14D	7/2/2002	1,1,1-TRICHLOROETHANE	0.21	1	U		1	ug/L
HAA 14D	1/15/2003	1,1,1-TRICHLOROETHANE	0.21	1	U		1	ug/L
HAA 14D	8/21/2003	1,1,1-TRICHLOROETHANE	0.09	1	U		1	ug/L
HAA 14D	3/15/2004	1,1,1-TRICHLOROETHANE	0.34	1	U	UJ	1	ug/L
HAA 14D	9/27/2004	1,1,1-TRICHLOROETHANE	0.11	5	U		5	ug/L
HAA 14D	9/27/2004	1,1,1-TRICHLOROETHANE	0.34	1	U		1	ug/L
HAA 14D	3/16/2005	1,1,1-TRICHLOROETHANE	0.34	1	U	UJ	1	ug/L
HAA 14D	9/23/2005	1,1,1-TRICHLOROETHANE	0.08	0.5	U	U	0.5	ug/L
HAA 14D	9/23/2005	1,1,1-TRICHLOROETHANE	0.08	0.5	U	U	0.5	ug/L
HAA 14D	4/10/2006	1,1,1-TRICHLOROETHANE	0.15	0.5	U	U	0.5	ug/L
HAA 14D	5/15/2007	1,1,1-TRICHLOROETHANE	0.3	2	U	U	2	ug/L
HAA 14D	4/29/2008	1,1,1-TRICHLOROETHANE	0.79	2	U	U	2	ug/L
HAA 14D	5/5/2009	1,1,1-TRICHLOROETHANE	0.325	1	U	U	1	ug/L
HAA 14D	5/3/2010	1,1,1-TRICHLOROETHANE	0.79	2	U	U	2	ug/L
HAA 14D	5/3/2011	1,1,1-TRICHLOROETHANE	0.15	2	U	U	2	ug/L
HAA 14D	6/12/2012	1,1,1-TRICHLOROETHANE	0.15	2	U	U	2	ug/L
HAA 14D	5/7/2013	1,1,1-TRICHLOROETHANE	0.15	2	U		2	ug/L
HAA 14D	5/7/2014	1,1,1-TRICHLOROETHANE	0.3	1	U	U	1	ug/L
HAA 14D	4/27/2015	1,1,1-TRICHLOROETHANE	0.07	1	U	U	1	ug/L
HAA 14D	5/7/2014	1,1,2,2-TETRACHLOROETHANE	0.3	1	U	U	1	ug/L
HAA 14D	4/27/2015	1,1,2,2-TETRACHLOROETHANE	0.1	1	U	U	1	ug/L
HAA 14D	5/7/2014	1,1,2-TRICHLORO-1,2,2-TRIFLUOROETHANE	2	5	U	U	5	ug/L
HAA 14D	4/27/2015	1,1,2-TRICHLORO-1,2,2-TRIFLUOROETHANE	0.1	1	U	U	1	ug/L
HAA 14D	5/7/2014	1,1,2-TRICHLOROETHANE	0.3	1	U	U	1	ug/L
HAA 14D	4/27/2015	1,1,2-TRICHLOROETHANE	0.15	1	U	U	1	ug/L
HAA 14D	7/2/2002	1,1-DICHLOROETHANE	0.12	1	U		1	ug/L
HAA 14D	1/15/2003	1,1-DICHLOROETHANE	0.12	1	U		1	ug/L
HAA 14D	8/21/2003	1,1-DICHLOROETHANE	0.05	1	U		1	ug/L

Bold indicates concentration exceeds the MCL or USEPA Regional Screening Levels, http://epa.gov/reg3hwm/risk/human/rb-concentration_table/index.htm. (May 2014 RSL Table)

Station	Date	Analyte	MDL	PQL	Lab Qual	EPA Qual	Result	Units
HAA 14D	3/15/2004	1,1-DICHLOROETHANE	0.41	1	U	UJ	1	ug/L
HAA 14D	9/27/2004	1,1-DICHLOROETHANE	0.21	5	U		5	ug/L
HAA 14D	9/27/2004	1,1-DICHLOROETHANE	0.41	1	U		1	ug/L
HAA 14D	3/16/2005	1,1-DICHLOROETHANE	0.41	1	U	UJ	1	ug/L
HAA 14D	9/23/2005	1,1-DICHLOROETHANE	0.07	0.5	U	U	0.5	ug/L
HAA 14D	9/23/2005	1,1-DICHLOROETHANE	0.07	0.5	U	U	0.5	ug/L
HAA 14D	4/10/2006	1,1-DICHLOROETHANE	0.16	0.5	U	U	0.5	ug/L
HAA 14D	5/15/2007	1,1-DICHLOROETHANE	0.2	2	U	U	2	ug/L
HAA 14D	4/29/2008	1,1-DICHLOROETHANE	0.9	2	U	U	2	ug/L
HAA 14D	5/5/2009	1,1-DICHLOROETHANE	0.3	1	U	U	1	ug/L
HAA 14D	5/3/2010	1,1-DICHLOROETHANE	0.9	2	U	U	2	ug/L
HAA 14D	5/3/2011	1,1-DICHLOROETHANE	0.1	2	U	U	2	ug/L
HAA 14D	6/12/2012	1,1-DICHLOROETHANE	0.1	2	U	U	2	ug/L
HAA 14D	5/7/2013	1,1-DICHLOROETHANE	0.1	2	U		2	ug/L
HAA 14D	5/7/2014	1,1-DICHLOROETHANE	0.3	1	U	U	1	ug/L
HAA 14D	4/27/2015	1,1-DICHLOROETHANE	0.07	1	U	U	1	ug/L
HAA 14D	5/7/2014	1,1-DICHLOROETHYLENE	0.3	1	U	U	1	ug/L
HAA 14D	4/27/2015	1,1-DICHLOROETHYLENE	0.08	1	U	U	1	ug/L
HAA 14D	5/7/2014	1,2,3-TRICHLOROBENZENE	0.3	1	U	U	1	ug/L
HAA 14D	4/27/2015	1,2,3-TRICHLOROBENZENE	0.09	1	U	U	1	ug/L
HAA 14D	5/7/2014	1,2,4-TRICHLOROBENZENE	0.3	1	U	U	1	ug/L
HAA 14D	4/27/2015	1,2,4-TRICHLOROBENZENE	0.08	1	U	U	1	ug/L
HAA 14D	5/7/2014	1,2-DIBROMO-3-CHLOROPROPANE	0.5	1	U	U	1	ug/L
HAA 14D	4/27/2015	1,2-DIBROMO-3-CHLOROPROPANE	0.41	1	U	U	1	ug/L
HAA 14D	5/7/2014	1,2-DIBROMOETHANE	0.3	1	U	U	1	ug/L
HAA 14D	4/27/2015	1,2-DIBROMOETHANE	0.13	1	U	U	1	ug/L
HAA 14D	5/7/2014	1,2-DICHLOROBENZENE	0.3	1	U	U	1	ug/L
HAA 14D	4/27/2015	1,2-DICHLOROBENZENE	0.06	1	U	U	1	ug/L
HAA 14D	5/7/2014	1,2-DICHLOROETHANE (EDC)	0.3	1	U	U	1	ug/L
HAA 14D	4/27/2015	1,2-DICHLOROETHANE (EDC)	0.1	1	U	U	1	ug/L
HAA 14D	5/7/2014	1,2-DICHLOROPROPANE	0.3	1	U	U	1	ug/L
HAA 14D	4/27/2015	1,2-DICHLOROPROPANE	0.1	1	U	U	1	ug/L
HAA 14D	5/7/2014	1,3-DICHLOROBENZENE	0.3	1	U	U	1	ug/L
HAA 14D	4/27/2015	1,3-DICHLOROBENZENE	0.08	1	U	U	1	ug/L
HAA 14D	5/7/2014	1,4-DICHLOROBENZENE	0.3	1	U	U	1	ug/L
HAA 14D	4/27/2015	1,4-DICHLOROBENZENE	0.12	1	U	U	1	ug/L
HAA 14D	5/7/2014	1,4-DIOXANE	15	50	U	U	50	ug/L
HAA 14D	4/27/2015	1,4-DIOXANE	7.6	80	U	U	80	ug/L
HAA 14D	5/7/2014	2-HEXANONE	1.5	5	U	U	5	ug/L
HAA 14D	4/27/2015	2-HEXANONE	0.22	5	U	U	5	ug/L
HAA 14D	5/7/2014	ACETONE	1.5	5	U	U	5	ug/L
HAA 14D	4/27/2015	ACETONE	0.34	2	U	U	2	ug/L
HAA 14D	5/7/2014	BENZENE	0.3	1	U	U	1	ug/L
HAA 14D	4/27/2015	BENZENE	0.06	1	U	U	1	ug/L
HAA 14D	5/7/2014	BROMOCHLOROMETHANE	0.3	1	U	U	1	ug/L
HAA 14D	4/27/2015	BROMOCHLOROMETHANE	0.13	1	U	U	1	ug/L
HAA 14D	5/7/2014	BROMODICHLOROMETHANE	0.3	1	U	U	1	ug/L
HAA 14D	4/27/2015	BROMODICHLOROMETHANE	0.09	1	U	U	1	ug/L
HAA 14D	5/7/2014	BROMOFORM (TRIBROMOMETHANE)	0.3	1	U	U	1	ug/L
HAA 14D	4/27/2015	BROMOFORM (TRIBROMOMETHANE)	0.17	1	U	U	1	ug/L
HAA 14D	5/7/2014	BROMOMETHANE (METHYL BROMIDE)	0.3	1	U	U	1	ug/L
HAA 14D	4/27/2015	BROMOMETHANE (METHYL BROMIDE)	0.25	2	U	U	2	ug/L
HAA 14D	7/2/2002	CADMIUM	0.4	12	U		12	ug/L
HAA 14D	1/15/2003	CADMIUM	1.1	12	U		12	ug/L
HAA 14D	8/21/2003	CADMIUM	1.1	12	UJ		1.2	ug/L
HAA 14D	3/15/2004	CADMIUM	0.04	1	J	J	0.08	ug/L
HAA 14D	9/27/2004	CADMIUM	0.0183	5	U		5	ug/L
HAA 14D	9/27/2004	CADMIUM	0.04	1	U		1	ug/L
HAA 14D	3/16/2005	CADMIUM	0.1	1	U	U	1	ug/L
HAA 14D	9/23/2005	CADMIUM	0.0672	0.5	U	U	0.5	ug/L
HAA 14D	9/23/2005	CADMIUM	0.0672	0.5	U	U	0.5	ug/L
HAA 14D	4/10/2006	CADMIUM	0.057	0.5			2.8	ug/L
HAA 14D	5/15/2007	CADMIUM	0.057	0.5	U	U	0.5	ug/L
HAA 14D	4/29/2008	CADMIUM	0.1	1	J	J	0.109	ug/L
HAA 14D	7/29/2008	CADMIUM	1	5	U	U	5	ug/L
HAA 14D	5/5/2009	CADMIUM	1	10	U	U	10	ug/L
HAA 14D	5/3/2010	CADMIUM	0.2	2	U		2	ug/L
HAA 14D	5/3/2011	CADMIUM	0.2	2	U	U	2	ug/L
HAA 14D	6/12/2012	CADMIUM	0.5	5	U	U	5	ug/L
HAA 14D	6/12/2012	CADMIUM	0.5	5	U	U	5	ug/L
HAA 14D	6/19/2012	CADMIUM	0.2	2	U	U	2	ug/L

Bold indicates concentration exceeds the MCL or USEPA Regional Screening Levels, http://epa.gov/reg3hwm/risk/human/rb-concentration_table/index.htm. (May 2014 RSL Table)

Station	Date	Analyte	MDL	PQL	Lab Qual	EPA Qual	Result	Units
HAA 14D	9/19/2012	CADMIUM	0.1	1	U	UJ	1	ug/L
HAA 14D	3/11/2013	CADMIUM	0.1	1	J	J	0.172	ug/L
HAA 14D	5/7/2013	CADMIUM	0.2	2	U		2	ug/L
HAA 14D	5/7/2014	CADMIUM	0.1	1	U	U	1	ug/L
HAA 14D	4/27/2015	CADMIUM	0.1	1	U	U	1	ug/L
HAA 14D	5/7/2014	CARBON DISULFIDE	1.5	5	U	U	5	ug/L
HAA 14D	4/27/2015	CARBON DISULFIDE	0.05	1	U	U	1	ug/L
HAA 14D	7/2/2002	CARBON TETRACHLORIDE	0.24	1	U		1	ug/L
HAA 14D	1/15/2003	CARBON TETRACHLORIDE	0.24	1	U		1	ug/L
HAA 14D	8/21/2003	CARBON TETRACHLORIDE	0.11	1	U		1	ug/L
HAA 14D	3/15/2004	CARBON TETRACHLORIDE	0.29	1	U	UJ	1	ug/L
HAA 14D	9/27/2004	CARBON TETRACHLORIDE	0.14	5	U		5	ug/L
HAA 14D	9/27/2004	CARBON TETRACHLORIDE	0.29	1	U		1	ug/L
HAA 14D	3/16/2005	CARBON TETRACHLORIDE	0.29	1	U	UJ	1	ug/L
HAA 14D	9/23/2005	CARBON TETRACHLORIDE	0.09	0.5	U	U	0.5	ug/L
HAA 14D	9/23/2005	CARBON TETRACHLORIDE	0.09	0.5	U	U	0.5	ug/L
HAA 14D	4/10/2006	CARBON TETRACHLORIDE	0.15	0.5	U	U	0.5	ug/L
HAA 14D	5/15/2007	CARBON TETRACHLORIDE	0.4	2	U	U	2	ug/L
HAA 14D	4/29/2008	CARBON TETRACHLORIDE	1.04	2	U	U	2	ug/L
HAA 14D	5/5/2009	CARBON TETRACHLORIDE	0.26	1	U	U	1	ug/L
HAA 14D	5/3/2010	CARBON TETRACHLORIDE	1.04	2	U	U	2	ug/L
HAA 14D	5/3/2011	CARBON TETRACHLORIDE	0.13	2	U	U	2	ug/L
HAA 14D	6/12/2012	CARBON TETRACHLORIDE	0.13	2	U	U	2	ug/L
HAA 14D	5/7/2013	CARBON TETRACHLORIDE	0.13	2	U		2	ug/L
HAA 14D	5/7/2014	CARBON TETRACHLORIDE	0.3	1	U	U	1	ug/L
HAA 14D	4/27/2015	CARBON TETRACHLORIDE	0.13	1	U	U	1	ug/L
HAA 14D	5/7/2014	CHLOROETHENE	0.3	1	U	U	1	ug/L
HAA 14D	4/27/2015	CHLOROETHENE	0.15	1	U	U	1	ug/L
HAA 14D	5/7/2014	CHLOROETHANE (ETHYL CHLORIDE)	0.3	1	U	U	1	ug/L
HAA 14D	4/27/2015	CHLOROETHANE (ETHYL CHLORIDE)	0.1	2	U	U	2	ug/L
HAA 14D	5/7/2014	CHLOROETHENE (VINYL CHLORIDE)	0.3	1	U	U	1	ug/L
HAA 14D	4/27/2015	CHLOROETHENE (VINYL CHLORIDE)	0.08	2	U	U	2	ug/L
HAA 14D	5/7/2014	CHLOROFORM	0.3	1	U	U	1	ug/L
HAA 14D	4/27/2015	CHLOROFORM	0.1	1	U	U	1	ug/L
HAA 14D	5/7/2014	CHLOROMETHANE (METHYL CHLORIDE)	0.3	1	U	U	1	ug/L
HAA 14D	4/27/2015	CHLOROMETHANE (METHYL CHLORIDE)	0.08	2	U	U	2	ug/L
HAA 14D	5/7/2014	CIS-1,2-DICHLOROETHYLENE	0.3	1	U	U	1	ug/L
HAA 14D	4/27/2015	CIS-1,2-DICHLOROETHYLENE	0.09	1	U	U	1	ug/L
HAA 14D	5/7/2014	CIS-1,3-DICHLOROPROPENE	0.3	1	U	U	1	ug/L
HAA 14D	4/27/2015	CIS-1,3-DICHLOROPROPENE	0.07	1	U	U	1	ug/L
HAA 14D	5/7/2014	CUMENE (ISOPROPYLBENZENE)	0.3	1	U	U	1	ug/L
HAA 14D	4/27/2015	CUMENE (ISOPROPYLBENZENE)	0.08	1	U	U	1	ug/L
HAA 14D	5/7/2014	CYCLOHEXANE	0.3	1	U	U	1	ug/L
HAA 14D	4/27/2015	CYCLOHEXANE	0.07	1	U	U	1	ug/L
HAA 14D	5/7/2014	DIBROMOCHLOROMETHANE	0.3	1	U	U	1	ug/L
HAA 14D	4/27/2015	DIBROMOCHLOROMETHANE	0.13	1	U	U	1	ug/L
HAA 14D	5/7/2014	DICHLORODIFLUOROMETHANE	0.3	1	U	U	1	ug/L
HAA 14D	4/27/2015	DICHLORODIFLUOROMETHANE	0.08	2	U	U	2	ug/L
HAA 14D	5/7/2014	DICHLOROMETHANE (METHYLENE CHLORIDE)	1	5	U	U	5	ug/L
HAA 14D	4/27/2015	DICHLOROMETHANE (METHYLENE CHLORIDE)	0.27	1	U	U	1	ug/L
HAA 14D	5/7/2014	ETHYLBENZENE	0.3	1	U	U	1	ug/L
HAA 14D	4/27/2015	ETHYLBENZENE	0.09	1	U	U	1	ug/L
HAA 14D	4/10/2006	GROSS ALPHA	0.45	1.19	J	J	0.97	pCi/L
HAA 14D	7/31/2006	GROSS ALPHA	2.58	7.41	J		2.83	pCi/L
HAA 14D	5/15/2007	GROSS ALPHA	2.51	6.27	U	U	1.42	pCi/L
HAA 14D	10/11/2007	GROSS ALPHA	2.08	7.2	J		3.45	pCi/L
HAA 14D	4/29/2008	GROSS ALPHA	2.66	7.14	U	U	2.26	pCi/L
HAA 14D	5/5/2009	GROSS ALPHA	2.6	7.71	J	J	3.17	pCi/L
HAA 14D	9/1/2009	GROSS ALPHA	2.4	6.09	U		1.54	pCi/L
HAA 14D	10/26/2011	GROSS ALPHA	1.03	2.47	U		0.797	pCi/L
HAA 14D	6/12/2012	GROSS ALPHA	2.38	6.5	U	U	2.01	pCi/L
HAA 14D	6/19/2012	GROSS ALPHA	0.57	1.69			1.7	pCi/L
HAA 14D	9/19/2012	GROSS ALPHA	2.88	5.64	U	U	-0.224	pCi/L
HAA 14D	3/11/2013	GROSS ALPHA	0.67	1.85		J	1.23	pCi/L
HAA 14D	5/7/2013	GROSS ALPHA	2.47	5.62	U		0.991	pCi/L
HAA 14D	5/7/2014	GROSS ALPHA	2.15	6.83	J	J	3.18	pCi/L
HAA 14D	4/27/2015	GROSS ALPHA	2.05	4.79	U	U	0.924	pCi/L
HAA 14D	7/2/2002	LEAD	0.9	8			164	ug/L
HAA 14D	1/15/2003	LEAD	2.2	8			149	ug/L
HAA 14D	8/21/2003	LEAD	2.2	8			100	ug/L
HAA 14D	3/15/2004	LEAD	0.05	2			3990	ug/L

Bold indicates concentration exceeds the MCL or USEPA Regional Screening Levels, http://epa.gov/reg3hwm/risk/human/rb-concentration_table/index.htm. (May 2014 RSL Table)

Station	Date	Analyte	MDL	PQL	Lab Qual	EPA Qual	Result	Units
HAA 14D	9/27/2004	LEAD	0.05	2			5.42	ug/L
HAA 14D	9/27/2004	LEAD	0.565	3	J		2.5	ug/L
HAA 14D	3/16/2005	LEAD	0.5	2			2.3	ug/L
HAA 14D	9/23/2005	LEAD	0.565	3	J	J	1.9	ug/L
HAA 14D	9/23/2005	LEAD	0.565	3	J	J	1.2	ug/L
HAA 14D	4/10/2006	LEAD	0.49	3			53.2	ug/L
HAA 14D	5/15/2007	LEAD	0.49	3			8.4	ug/L
HAA 14D	4/29/2008	LEAD	0.1	1			71.4	ug/L
HAA 14D	7/29/2008	LEAD	2.5	10	J	J	5.11	ug/L
HAA 14D	5/5/2009	LEAD	2	20	J	J	8.63	ug/L
HAA 14D	5/3/2010	LEAD	0.4	4			4.01	ug/L
HAA 14D	5/3/2011	LEAD	1	10			30.8	ug/L
HAA 14D	6/12/2012	LEAD	2.5	25	J	J	12.6	ug/L
HAA 14D	6/12/2012	LEAD	2.5	25	J	J	12	ug/L
HAA 14D	5/7/2013	LEAD	1	10	J		2.1	ug/L
HAA 14D	5/7/2014	LEAD	0.5	5			6.9	ug/L
HAA 14D	4/27/2015	LEAD	0.5	5			13	ug/L
HAA 14D	5/7/2014	M,P-XYLENE	0.3	2	U	U	2	ug/L
HAA 14D	4/27/2015	M,P-XYLENE	0.14	2	U	U	2	ug/L
HAA 14D	5/7/2014	METHYL ACETATE	1.5	5	U	U	5	ug/L
HAA 14D	4/27/2015	METHYL ACETATE	0.37	25	U	U	25	ug/L
HAA 14D	5/7/2014	METHYL ETHYL KETONE	1.5	5	U	U	5	ug/L
HAA 14D	4/27/2015	METHYL ETHYL KETONE	0.52	5	U	U	5	ug/L
HAA 14D	5/7/2014	METHYL ISOBUTYL KETONE	1.5	5	U	U	5	ug/L
HAA 14D	4/27/2015	METHYL ISOBUTYL KETONE	0.12	5	U	U	5	ug/L
HAA 14D	5/7/2014	METHYL TERTIARY BUTYL ETHER (MTBE)	0.3	1	U	U	1	ug/L
HAA 14D	4/27/2015	METHYL TERTIARY BUTYL ETHER (MTBE)	0.11	2	U	U	2	ug/L
HAA 14D	5/7/2014	METHYLCYCLOHEXANE	0.3	1	U	U	1	ug/L
HAA 14D	4/27/2015	METHYLCYCLOHEXANE	0.1	4	U	U	4	ug/L
HAA 14D	7/2/2002	NONVOLATILE BETA	25.7	35.74	U		-1.97	pCi/L
HAA 14D	1/15/2003	NONVOLATILE BETA	8.4	8.4	U		0.0419	pCi/L
HAA 14D	8/21/2003	NONVOLATILE BETA			U		0.846	pCi/L
HAA 14D	3/15/2004	NONVOLATILE BETA	0.537	1.155	J	J	0.668	pCi/L
HAA 14D	9/27/2004	NONVOLATILE BETA	8.87	18.9	U		0.122	pCi/L
HAA 14D	9/27/2004	NONVOLATILE BETA	8.87	18.7	U		-0.342	pCi/L
HAA 14D	3/16/2005	NONVOLATILE BETA	8.33	18.4	U	U	3.46	pCi/L
HAA 14D	9/23/2005	NONVOLATILE BETA	4.05	9.57	U	U	2.8	pCi/L
HAA 14D	9/23/2005	NONVOLATILE BETA	4.19	9.33	U	U	1.34	pCi/L
HAA 14D	4/10/2006	NONVOLATILE BETA	1.1	3.7			40	pCi/L
HAA 14D	7/31/2006	NONVOLATILE BETA	4.58	9.78	U		0.811	pCi/L
HAA 14D	5/15/2007	NONVOLATILE BETA	4.41	10.4	U	U	2.65	pCi/L
HAA 14D	10/11/2007	NONVOLATILE BETA	4.7	10.6	U		0.874	pCi/L
HAA 14D	4/29/2008	NONVOLATILE BETA	4.66	10.2	U	U	1.35	pCi/L
HAA 14D	5/5/2009	NONVOLATILE BETA	4.77	10.4	U	U	1.08	pCi/L
HAA 14D	9/1/2009	NONVOLATILE BETA	4.32	9.84	U		1.89	pCi/L
HAA 14D	5/3/2010	NONVOLATILE BETA	4.37	10.1	U	U	2.8	pCi/L
HAA 14D	5/3/2011	NONVOLATILE BETA	4.76	10.2	U	U	0.413	pCi/L
HAA 14D	10/26/2011	NONVOLATILE BETA	1.54	3.74	J		2.68	pCi/L
HAA 14D	6/12/2012	NONVOLATILE BETA	4.31	8.72	U	U	-0.587	pCi/L
HAA 14D	6/19/2012	NONVOLATILE BETA	0.84	1.9	U	U	0.4	pCi/L
HAA 14D	9/19/2012	NONVOLATILE BETA	2.32	5.3	U	U	2.11	pCi/L
HAA 14D	3/11/2013	NONVOLATILE BETA	0.88	2.12		J	1.14	pCi/L
HAA 14D	5/7/2013	NONVOLATILE BETA	4.42	9.54	U		0.826	pCi/L
HAA 14D	5/7/2014	NONVOLATILE BETA	4.54	9.22	U	U	-0.761	pCi/L
HAA 14D	4/27/2015	NONVOLATILE BETA	4.23	9.11	U	U	0.827	pCi/L
HAA 14D	5/7/2014	O-XYLENE	0.3	1	U	U	1	ug/L
HAA 14D	4/27/2015	O-XYLENE	0.06	1	U	U	1	ug/L
HAA 14D	5/7/2014	STYRENE	0.3	1	U	U	1	ug/L
HAA 14D	4/27/2015	STYRENE	0.07	1	U	U	1	ug/L
HAA 14D	5/7/2014	TETRACHLOROETHYLENE (PCE)	0.3	1	U	U	1	ug/L
HAA 14D	4/27/2015	TETRACHLOROETHYLENE (PCE)	0.18	1	U	U	1	ug/L
HAA 14D	5/7/2014	TOLUENE	0.3	1	U	U	1	ug/L
HAA 14D	4/27/2015	TOLUENE	0.07	1		U	1.8	ug/L
HAA 14D	5/7/2014	TRANS-1,2-DICHLOROETHYLENE	0.3	1	U	U	1	ug/L
HAA 14D	4/27/2015	TRANS-1,2-DICHLOROETHYLENE	0.08	1	U	U	1	ug/L
HAA 14D	5/7/2014	TRANS-1,3-DICHLOROPROPENE	0.3	1	U	U	1	ug/L
HAA 14D	4/27/2015	TRANS-1,3-DICHLOROPROPENE	0.08	1	U	U	1	ug/L
HAA 14D	7/2/2002	TRICHLOROETHYLENE (TCE)	0.28	1	U		1	ug/L
HAA 14D	1/15/2003	TRICHLOROETHYLENE (TCE)	0.28	1	U		1	ug/L
HAA 14D	8/21/2003	TRICHLOROETHYLENE (TCE)	0.16	1	U		1	ug/L
HAA 14D	3/15/2004	TRICHLOROETHYLENE (TCE)	0.36	1	U	UJ	1	ug/L

Bold indicates concentration exceeds the MCL or USEPA Regional Screening Levels, http://epa.gov/reg3hwm/risk/human/rb-concentration_table/index.htm. (May 2014 RSL Table)

Station	Date	Analyte	MDL	PQL	Lab Qual	EPA Qual	Result	Units
HAA 14D	9/27/2004	TRICHLOROETHYLENE (TCE)	0.06	5	U		5	ug/L
HAA 14D	9/27/2004	TRICHLOROETHYLENE (TCE)	0.36	1	U		1	ug/L
HAA 14D	3/16/2005	TRICHLOROETHYLENE (TCE)	0.36	1	U	UJ	1	ug/L
HAA 14D	9/23/2005	TRICHLOROETHYLENE (TCE)	0.13	0.5	U	UJ	0.5	ug/L
HAA 14D	9/23/2005	TRICHLOROETHYLENE (TCE)	0.13	0.5	U	U	0.5	ug/L
HAA 14D	4/10/2006	TRICHLOROETHYLENE (TCE)	0.2	0.5	U	U	0.5	ug/L
HAA 14D	5/15/2007	TRICHLOROETHYLENE (TCE)	0.2	2	U	U	2	ug/L
HAA 14D	4/29/2008	TRICHLOROETHYLENE (TCE)	0.97	2	U	U	2	ug/L
HAA 14D	5/5/2009	TRICHLOROETHYLENE (TCE)	0.25	1	U	U	1	ug/L
HAA 14D	5/3/2010	TRICHLOROETHYLENE (TCE)	0.97	2	U	U	2	ug/L
HAA 14D	5/3/2011	TRICHLOROETHYLENE (TCE)	0.1	2	U	U	2	ug/L
HAA 14D	6/12/2012	TRICHLOROETHYLENE (TCE)	0.1	2	U	U	2	ug/L
HAA 14D	5/7/2013	TRICHLOROETHYLENE (TCE)	0.1	2	U		2	ug/L
HAA 14D	5/7/2014	TRICHLOROETHYLENE (TCE)	0.3	1	U	U	1	ug/L
HAA 14D	4/27/2015	TRICHLOROETHYLENE (TCE)	0.25	1	U	U	1	ug/L
HAA 14D	5/7/2014	TRICHLOROFLUOROMETHANE	0.3	1	U	U	1	ug/L
HAA 14D	4/27/2015	TRICHLOROFLUOROMETHANE	0.11	1	U	U	1	ug/L
HAA 14D	7/2/2002	TRITIUM	0.701	2.691			19	pCi/mL
HAA 14D	1/15/2003	TRITIUM	0.612	2.454			18.8	pCi/mL
HAA 14D	8/21/2003	TRITIUM					14.552	pCi/mL
HAA 14D	3/15/2004	TRITIUM	0.344	2.192			19.7	pCi/mL
HAA 14D	9/27/2004	TRITIUM	0.909	3.04			18.2	pCi/mL
HAA 14D	9/27/2004	TRITIUM	0.914	3.02			17.4	pCi/mL
HAA 14D	3/16/2005	TRITIUM	0.88	2.97			17.9	pCi/mL
HAA 14D	9/23/2005	TRITIUM	0.823	2.71			15.5	pCi/mL
HAA 14D	9/23/2005	TRITIUM	0.814	2.65		J	14.8	pCi/mL
HAA 14D	4/10/2006	TRITIUM	0.31	1.65			15.8	pCi/mL
HAA 14D	7/31/2006	TRITIUM	0.983	2.99			14.2	pCi/mL
HAA 14D	7/31/2006	TRITIUM	0.981	2.98			14	pCi/mL
HAA 14D	5/15/2007	TRITIUM	0.571	2.1			13.3	pCi/mL
HAA 14D	10/11/2007	TRITIUM	0.483	1.89			12.3	pCi/mL
HAA 14D	4/29/2008	TRITIUM	0.431	1.87			13.9	pCi/mL
HAA 14D	5/5/2009	TRITIUM	0.583	2.08			12.3	pCi/mL
HAA 14D	9/1/2009	TRITIUM	0.457	1.82			11.6	pCi/mL
HAA 14D	5/3/2010	TRITIUM	0.459	1.69			9.21	pCi/mL
HAA 14D	5/3/2011	TRITIUM	0.463	1.72			9.21	pCi/mL
HAA 14D	10/26/2011	TRITIUM	0.592	2.32			9.38	pCi/mL
HAA 14D	6/12/2012	TRITIUM	0.483	1.77			9.35	pCi/mL
HAA 14D	6/19/2012	TRITIUM	0.479	1.74			9.11	pCi/mL
HAA 14D	9/19/2012	TRITIUM	0.466	1.71			8.82	pCi/mL
HAA 14D	3/11/2013	TRITIUM	0.451	1.7			9	pCi/mL
HAA 14D	5/7/2013	TRITIUM	0.396	1.58			8.26	pCi/mL
HAA 14D	5/7/2014	TRITIUM	0.379	1.42			6.5	pCi/mL
HAA 14D	4/27/2015	TRITIUM	0.415	1.42			5.57	pCi/mL
HAA 15A	7/15/2002	1,1,1-TRICHLOROETHANE	0.21	1	U		1	ug/L
HAA 15A	1/15/2003	1,1,1-TRICHLOROETHANE	0.21	1	U		1	ug/L
HAA 15A	8/19/2003	1,1,1-TRICHLOROETHANE	0.09	1	U		1	ug/L
HAA 15A	3/15/2004	1,1,1-TRICHLOROETHANE	0.34	1	U	UJ	1	ug/L
HAA 15A	9/28/2004	1,1,1-TRICHLOROETHANE	0.34	1	U		1	ug/L
HAA 15A	3/16/2005	1,1,1-TRICHLOROETHANE	0.34	1	U	U	1	ug/L
HAA 15A	9/23/2005	1,1,1-TRICHLOROETHANE	0.08	0.5	U	U	0.5	ug/L
HAA 15A	4/10/2006	1,1,1-TRICHLOROETHANE	0.15	0.5	U	UJ	0.5	ug/L
HAA 15A	5/15/2007	1,1,1-TRICHLOROETHANE	0.3	2	U	U	2	ug/L
HAA 15A	5/1/2008	1,1,1-TRICHLOROETHANE	0.79	2	U	U	2	ug/L
HAA 15A	5/1/2008	1,1,1-TRICHLOROETHANE	0.79	2	U	U	2	ug/L
HAA 15A	5/5/2009	1,1,1-TRICHLOROETHANE	0.325	1	U	U	1	ug/L
HAA 15A	5/3/2010	1,1,1-TRICHLOROETHANE	0.79	2	U	U	2	ug/L
HAA 15A	5/4/2011	1,1,1-TRICHLOROETHANE	0.15	2	U	U	2	ug/L
HAA 15A	4/30/2012	1,1,1-TRICHLOROETHANE	0.15	2	U	U	2	ug/L
HAA 15A	5/7/2013	1,1,1-TRICHLOROETHANE	0.15	2	U		2	ug/L
HAA 15A	5/7/2014	1,1,1-TRICHLOROETHANE	0.3	1	U	U	1	ug/L
HAA 15A	4/28/2015	1,1,1-TRICHLOROETHANE	0.07	1	U	R	1	ug/L
HAA 15A	5/7/2014	1,1,2,2-TETRACHLOROETHANE	0.3	1	U	U	1	ug/L
HAA 15A	4/28/2015	1,1,2,2-TETRACHLOROETHANE	0.1	1	U	R	1	ug/L
HAA 15A	5/7/2014	1,1,2-TRICHLORO-1,2,2-TRIFLUOROETHANE	2	5	U	U	5	ug/L
HAA 15A	4/28/2015	1,1,2-TRICHLORO-1,2,2-TRIFLUOROETHANE	0.1	1	U	R	1	ug/L
HAA 15A	5/7/2014	1,1,2-TRICHLOROETHANE	0.3	1	U	U	1	ug/L
HAA 15A	4/28/2015	1,1,2-TRICHLOROETHANE	0.15	1	U	R	1	ug/L
HAA 15A	7/15/2002	1,1-DICHLOROETHANE	0.12	1	U		1	ug/L
HAA 15A	1/15/2003	1,1-DICHLOROETHANE	0.12	1	U		1	ug/L
HAA 15A	8/19/2003	1,1-DICHLOROETHANE	0.05	1	U		1	ug/L

Bold indicates concentration exceeds the MCL or USEPA Regional Screening Levels, http://epa.gov/reg3hwm/risk/human/rb-concentration_table/index.htm. (May 2014 RSL Table)

Station	Date	Analyte	MDL	PQL	Lab Qual	EPA Qual	Result	Units
HAA 15A	3/15/2004	1,1-DICHLOROETHANE	0.41	1	U	UJ	1	ug/L
HAA 15A	9/28/2004	1,1-DICHLOROETHANE	0.41	1	U		1	ug/L
HAA 15A	3/16/2005	1,1-DICHLOROETHANE	0.41	1	U	U	1	ug/L
HAA 15A	9/23/2005	1,1-DICHLOROETHANE	0.07	0.5	U	U	0.5	ug/L
HAA 15A	4/10/2006	1,1-DICHLOROETHANE	0.16	0.5	U	UJ	0.5	ug/L
HAA 15A	5/15/2007	1,1-DICHLOROETHANE	0.2	2	U	U	2	ug/L
HAA 15A	5/1/2008	1,1-DICHLOROETHANE	0.9	2	U	U	2	ug/L
HAA 15A	5/1/2008	1,1-DICHLOROETHANE	0.9	2	U	U	2	ug/L
HAA 15A	5/5/2009	1,1-DICHLOROETHANE	0.3	1	U	U	1	ug/L
HAA 15A	5/3/2010	1,1-DICHLOROETHANE	0.9	2	U	U	2	ug/L
HAA 15A	5/4/2011	1,1-DICHLOROETHANE	0.1	2	U	U	2	ug/L
HAA 15A	4/30/2012	1,1-DICHLOROETHANE	0.1	2	U	U	2	ug/L
HAA 15A	5/7/2013	1,1-DICHLOROETHANE	0.1	2	U		2	ug/L
HAA 15A	5/7/2014	1,1-DICHLOROETHANE	0.3	1	U	U	1	ug/L
HAA 15A	4/28/2015	1,1-DICHLOROETHANE	0.07	1	U	R	1	ug/L
HAA 15A	5/7/2014	1,1-DICHLOROETHYLENE	0.3	1	U	U	1	ug/L
HAA 15A	4/28/2015	1,1-DICHLOROETHYLENE	0.08	1	U	R	1	ug/L
HAA 15A	5/7/2014	1,2,3-TRICHLOROBENZENE	0.3	1	U	U	1	ug/L
HAA 15A	4/28/2015	1,2,3-TRICHLOROBENZENE	0.09	1	U	R	1	ug/L
HAA 15A	5/7/2014	1,2,4-TRICHLOROBENZENE	0.3	1	U	U	1	ug/L
HAA 15A	4/28/2015	1,2,4-TRICHLOROBENZENE	0.08	1	U	R	1	ug/L
HAA 15A	5/7/2014	1,2-DIBROMO-3-CHLOROPROPANE	0.5	1	U	U	1	ug/L
HAA 15A	4/28/2015	1,2-DIBROMO-3-CHLOROPROPANE	0.41	1	U	R	1	ug/L
HAA 15A	5/7/2014	1,2-DIBROMOETHANE	0.3	1	U	U	1	ug/L
HAA 15A	4/28/2015	1,2-DIBROMOETHANE	0.13	1	U	R	1	ug/L
HAA 15A	5/7/2014	1,2-DICHLOROBENZENE	0.3	1	U	U	1	ug/L
HAA 15A	4/28/2015	1,2-DICHLOROBENZENE	0.06	1	U	R	1	ug/L
HAA 15A	5/7/2014	1,2-DICHLOROETHANE (EDC)	0.3	1	U	U	1	ug/L
HAA 15A	4/28/2015	1,2-DICHLOROETHANE (EDC)	0.1	1	U	R	1	ug/L
HAA 15A	5/7/2014	1,2-DICHLOROPROPANE	0.3	1	U	U	1	ug/L
HAA 15A	4/28/2015	1,2-DICHLOROPROPANE	0.1	1	U	R	1	ug/L
HAA 15A	5/7/2014	1,3-DICHLOROBENZENE	0.3	1	U	U	1	ug/L
HAA 15A	4/28/2015	1,3-DICHLOROBENZENE	0.08	1	U	R	1	ug/L
HAA 15A	5/7/2014	1,4-DICHLOROBENZENE	0.3	1	U	U	1	ug/L
HAA 15A	4/28/2015	1,4-DICHLOROBENZENE	0.12	1	U	R	1	ug/L
HAA 15A	5/7/2014	1,4-DIOXANE	15	50	U	U	50	ug/L
HAA 15A	4/28/2015	1,4-DIOXANE	7.6	80	U	R	80	ug/L
HAA 15A	5/7/2014	2-HEXANONE	1.5	5	U	U	5	ug/L
HAA 15A	4/28/2015	2-HEXANONE	0.22	5	J	J	0.84	ug/L
HAA 15A	5/7/2014	ACETONE	1.5	5			11.7	ug/L
HAA 15A	4/28/2015	ACETONE	0.34	2		J	27	ug/L
HAA 15A	5/7/2014	ACTINIUM-228	21.4	40.8	U	U	18	pCi/L
HAA 15A	5/7/2014	ACTINIUM-228	19.8	41.2	U	U	-1.89	pCi/L
HAA 15A	5/7/2014	ANTIMONY-125	12.1	24.8	U	U	3.73	pCi/L
HAA 15A	5/7/2014	ANTIMONY-125	13.7	28	U	U	3.22	pCi/L
HAA 15A	5/7/2014	BARIUM-133	5.82	13	U	U	0.0469	pCi/L
HAA 15A	5/7/2014	BARIUM-133	5.27	12.6	U	U	-1.61	pCi/L
HAA 15A	5/7/2014	BENZENE	0.3	1	U	U	1	ug/L
HAA 15A	4/28/2015	BENZENE	0.06	1	U	R	1	ug/L
HAA 15A	5/7/2014	BISMUTH-214	7.99	31.8			33.3	pCi/L
HAA 15A	5/7/2014	BISMUTH-214	7.72	27			30.8	pCi/L
HAA 15A	5/7/2014	BROMOCHLOROMETHANE	0.3	1	U	U	1	ug/L
HAA 15A	4/28/2015	BROMOCHLOROMETHANE	0.13	1	U	R	1	ug/L
HAA 15A	5/7/2014	BROMODICHLOROMETHANE	0.3	1	U	U	1	ug/L
HAA 15A	4/28/2015	BROMODICHLOROMETHANE	0.09	1	U	R	1	ug/L
HAA 15A	5/7/2014	BROMOFORM (TRIBROMOMETHANE)	0.3	1	U	U	1	ug/L
HAA 15A	4/28/2015	BROMOFORM (TRIBROMOMETHANE)	0.17	1	U	R	1	ug/L
HAA 15A	5/7/2014	BROMOMETHANE (METHYL BROMIDE)	0.3	1	U	U	1	ug/L
HAA 15A	4/28/2015	BROMOMETHANE (METHYL BROMIDE)	0.25	2	U	R	2	ug/L
HAA 15A	7/15/2002	CADMIUM	0.4	12	U		12	ug/L
HAA 15A	1/15/2003	CADMIUM	1.1	12	U		12	ug/L
HAA 15A	8/19/2003	CADMIUM	1.1	12	U		12	ug/L
HAA 15A	3/15/2004	CADMIUM	0.04	1	U	U	1	ug/L
HAA 15A	9/28/2004	CADMIUM	0.04	1	J		0.053	ug/L
HAA 15A	3/16/2005	CADMIUM	0.1	1	U	U	1	ug/L
HAA 15A	9/23/2005	CADMIUM	0.0672	0.5	U	U	0.5	ug/L
HAA 15A	4/10/2006	CADMIUM	0.057	0.5	U	U	0.5	ug/L
HAA 15A	5/15/2007	CADMIUM	0.057	0.5	U	U	0.5	ug/L
HAA 15A	5/1/2008	CADMIUM	0.1	1	U	U	1	ug/L
HAA 15A	7/29/2008	CADMIUM	1	5	U	U	5	ug/L
HAA 15A	7/29/2008	CADMIUM	1	5	U	U	5	ug/L

Bold indicates concentration exceeds the MCL or USEPA Regional Screening Levels, http://epa.gov/reg3hwm/risk/human/rb-concentration_table/index.htm. (May 2014 RSL Table)

Station	Date	Analyte	MDL	PQL	Lab Qual	EPA Qual	Result	Units
HAA 15A	5/5/2009	CADMIUM	1	10	U	U	10	ug/L
HAA 15A	5/3/2010	CADMIUM	0.2	2	U	U	0.205	ug/L
HAA 15A	5/4/2011	CADMIUM	0.2	2	U	U	2	ug/L
HAA 15A	4/30/2012	CADMIUM	0.2	2	J	J	0.204	ug/L
HAA 15A	5/7/2013	CADMIUM	0.2	2	U		2	ug/L
HAA 15A	5/7/2014	CADMIUM	0.11	1	J	J	0.13	ug/L
HAA 15A	4/28/2015	CADMIUM	0.1	1	J	J	0.14	ug/L
HAA 15A	5/7/2014	CARBON DISULFIDE	1.5	5	U	U	5	ug/L
HAA 15A	4/28/2015	CARBON DISULFIDE	0.05	1	U	R	1	ug/L
HAA 15A	7/15/2002	CARBON TETRACHLORIDE	0.24	1	U		1	ug/L
HAA 15A	1/15/2003	CARBON TETRACHLORIDE	0.24	1	U		1	ug/L
HAA 15A	8/19/2003	CARBON TETRACHLORIDE	0.11	1	U		1	ug/L
HAA 15A	3/15/2004	CARBON TETRACHLORIDE	0.29	1	U	UJ	1	ug/L
HAA 15A	9/28/2004	CARBON TETRACHLORIDE	0.29	1	U		1	ug/L
HAA 15A	3/16/2005	CARBON TETRACHLORIDE	0.29	1	U	U	1	ug/L
HAA 15A	9/23/2005	CARBON TETRACHLORIDE	0.09	0.5	U	U	0.5	ug/L
HAA 15A	4/10/2006	CARBON TETRACHLORIDE	0.15	0.5	U	UJ	0.5	ug/L
HAA 15A	5/15/2007	CARBON TETRACHLORIDE	0.4	2	U	U	2	ug/L
HAA 15A	5/1/2008	CARBON TETRACHLORIDE	1.04	2	U	U	2	ug/L
HAA 15A	5/1/2008	CARBON TETRACHLORIDE	1.04	2	U	U	2	ug/L
HAA 15A	5/5/2009	CARBON TETRACHLORIDE	0.26	1	U	U	1	ug/L
HAA 15A	5/3/2010	CARBON TETRACHLORIDE	1.04	2	U	U	2	ug/L
HAA 15A	5/4/2011	CARBON TETRACHLORIDE	0.13	2	U	U	2	ug/L
HAA 15A	4/30/2012	CARBON TETRACHLORIDE	0.13	2	U	U	2	ug/L
HAA 15A	5/7/2013	CARBON TETRACHLORIDE	0.13	2	U		2	ug/L
HAA 15A	5/7/2014	CARBON TETRACHLORIDE	0.3	1	U	U	1	ug/L
HAA 15A	4/28/2015	CARBON TETRACHLORIDE	0.13	1	U	R	1	ug/L
HAA 15A	5/7/2014	CARBON-14	35.7	76.9	U	U	4.61	pCi/L
HAA 15A	5/7/2014	CARBON-14	36.6	77.4	U	U	-14.8	pCi/L
HAA 15A	5/7/2014	CESIUM-134	5.24	10.7	U	U	0.62	pCi/L
HAA 15A	5/7/2014	CESIUM-134	4.74	10.5	U	U	0.127	pCi/L
HAA 15A	5/7/2014	CESIUM-137	4.47	9.37	U	U	-0.371	pCi/L
HAA 15A	5/7/2014	CESIUM-137	4.19	9.15	U	U	-1.47	pCi/L
HAA 15A	5/7/2014	CHLORO BENZENE	0.3	1	U	U	1	ug/L
HAA 15A	4/28/2015	CHLORO BENZENE	0.15	1	U	R	1	ug/L
HAA 15A	5/7/2014	CHLOROETHANE (ETHYL CHLORIDE)	0.3	1	U	U	1	ug/L
HAA 15A	4/28/2015	CHLOROETHANE (ETHYL CHLORIDE)	0.1	2	U	R	2	ug/L
HAA 15A	5/7/2014	CHLOROETHENE (VINYL CHLORIDE)	0.3	1	U	U	1	ug/L
HAA 15A	4/28/2015	CHLOROETHENE (VINYL CHLORIDE)	0.08	2	U	R	2	ug/L
HAA 15A	5/7/2014	CHLOROFORM	0.3	1	U	U	1	ug/L
HAA 15A	4/28/2015	CHLOROFORM	0.1	1	U	R	1	ug/L
HAA 15A	5/7/2014	CHLOROMETHANE (METHYL CHLORIDE)	0.3	1	U	U	1	ug/L
HAA 15A	4/28/2015	CHLOROMETHANE (METHYL CHLORIDE)	0.08	2	U	R	2	ug/L
HAA 15A	5/7/2014	CIS-1,2-DICHLOROETHYLENE	0.3	1	U	U	1	ug/L
HAA 15A	4/28/2015	CIS-1,2-DICHLOROETHYLENE	0.09	1	U	R	1	ug/L
HAA 15A	5/7/2014	CIS-1,3-DICHLOROPROPENE	0.3	1	U	U	1	ug/L
HAA 15A	4/28/2015	CIS-1,3-DICHLOROPROPENE	0.07	1	U	R	1	ug/L
HAA 15A	5/7/2014	COBALT-60	6.21	11.9	U	U	2.7	pCi/L
HAA 15A	5/7/2014	COBALT-60	5.17	10.7	U	U	-0.319	pCi/L
HAA 15A	5/7/2014	CUMENE (ISOPROPYL BENZENE)	0.3	1	U	U	1	ug/L
HAA 15A	4/28/2015	CUMENE (ISOPROPYL BENZENE)	0.08	1	U	R	1	ug/L
HAA 15A	5/7/2014	CYCLOHEXANE	0.3	1	U	U	1	ug/L
HAA 15A	4/28/2015	CYCLOHEXANE	0.07	1	U	R	1	ug/L
HAA 15A	5/7/2014	DIBROMOCHLOROMETHANE	0.3	1	U	U	1	ug/L
HAA 15A	4/28/2015	DIBROMOCHLOROMETHANE	0.13	1	U	R	1	ug/L
HAA 15A	5/7/2014	DICHLORODIFLUOROMETHANE	0.3	1	U	U	1	ug/L
HAA 15A	4/28/2015	DICHLORODIFLUOROMETHANE	0.08	2	U	R	2	ug/L
HAA 15A	5/7/2014	DICHLOROMETHANE (METHYLENE CHLORIDE)	1	5	U	U	5	ug/L
HAA 15A	4/28/2015	DICHLOROMETHANE (METHYLENE CHLORIDE)	0.27	1	U	R	1	ug/L
HAA 15A	5/7/2014	ETHYLBENZENE	0.3	1	J	J	0.68	ug/L
HAA 15A	4/28/2015	ETHYLBENZENE	0.09	1	J	J	0.84	ug/L
HAA 15A	5/7/2014	EUROPIUM-152	14.3	40.9	U	U	11.6	pCi/L
HAA 15A	5/7/2014	EUROPIUM-152	12	26.2	U	U	0.0464	pCi/L
HAA 15A	5/7/2014	EUROPIUM-154	12.7	27.2	U	U	-4.66	pCi/L
HAA 15A	5/7/2014	EUROPIUM-154	12.7	27.5	U	U	-5.34	pCi/L
HAA 15A	5/7/2014	EUROPIUM-155	17.3	35.6	U	U	10.6	pCi/L
HAA 15A	5/7/2014	EUROPIUM-155	12	25.6	U	U	3.18	pCi/L
HAA 15A	1/15/2003	GROSS ALPHA	9.74	14.12	U	U	1.82	pCi/L
HAA 15A	1/15/2003	GROSS ALPHA	9.74	14.12	U		1.82	pCi/L
HAA 15A	4/10/2006	GROSS ALPHA	7	25.6			54.8	pCi/L
HAA 15A	7/31/2006	GROSS ALPHA	1.93	6.23	J	J	4.36	pCi/L

Bold indicates concentration exceeds the MCL or USEPA Regional Screening Levels, http://epa.gov/reg3hwm/risk/human/rb-concentration_table/index.htm. (May 2014 RSL Table)

Station	Date	Analyte	MDL	PQL	Lab Qual	EPA Qual	Result	Units
HAA 15A	7/31/2006	GROSS ALPHA	2.85	8.92	J		4.13	pCi/L
HAA 15A	7/31/2006	GROSS ALPHA	1.9	4.5	J	J	3	pCi/L
HAA 15A	7/31/2006	GROSS ALPHA	1.7	4.1	J	J	2.5	pCi/L
HAA 15A	5/15/2007	GROSS ALPHA	3.7	14.6	J	J	10.5	pCi/L
HAA 15A	10/11/2007	GROSS ALPHA	2.99	12.9	J		9.3	pCi/L
HAA 15A	5/1/2008	GROSS ALPHA	3.17	8.07	U	U	2.15	pCi/L
HAA 15A	5/5/2009	GROSS ALPHA	12.6	46.7	J	J	29	pCi/L
HAA 15A	9/1/2009	GROSS ALPHA	12.3	44.6	J		26.4	pCi/L
HAA 15A	4/30/2012	GROSS ALPHA	6.87	29.7	J	J	24.6	pCi/L
HAA 15A	5/7/2013	GROSS ALPHA	8.11	29.8	J		19	pCi/L
HAA 15A	5/7/2014	GROSS ALPHA	5.03	17.9			49.8	pCi/L
HAA 15A	5/7/2014	GROSS ALPHA	5.69	17.2			33.3	pCi/L
HAA 15A	4/28/2015	GROSS ALPHA	6.17	19.1	J	J	8.28	pCi/L
HAA 15A	5/7/2014	IODINE-129	0.489	1.2	U	U	0.306	pCi/L
HAA 15A	5/7/2014	IODINE-129	0.754	1.47	U	U	0.242	pCi/L
HAA 15A	7/15/2002	LEAD	0.9	8	U		8	ug/L
HAA 15A	1/15/2003	LEAD	2.2	8	U		8	ug/L
HAA 15A	8/19/2003	LEAD	2.2	8	U		8	ug/L
HAA 15A	3/15/2004	LEAD	0.05	2	J	U	0.445	ug/L
HAA 15A	9/28/2004	LEAD	0.05	2			37.7	ug/L
HAA 15A	3/16/2005	LEAD	0.5	2	U	U	2	ug/L
HAA 15A	9/23/2005	LEAD	0.565	3	U	U	3	ug/L
HAA 15A	4/10/2006	LEAD	0.49	3	U	U	3	ug/L
HAA 15A	5/15/2007	LEAD	0.49	3	J	J	2.8	ug/L
HAA 15A	5/1/2008	LEAD	0.1	1	J	J	0.498	ug/L
HAA 15A	7/29/2008	LEAD	2.5	10	U	U	10	ug/L
HAA 15A	7/29/2008	LEAD	2.5	10	U	U	10	ug/L
HAA 15A	5/5/2009	LEAD	2	20	J	J	15.3	ug/L
HAA 15A	5/3/2010	LEAD	0.4	4			6.46	ug/L
HAA 15A	5/4/2011	LEAD	1	10			67.8	ug/L
HAA 15A	4/30/2012	LEAD	1	10			42.1	ug/L
HAA 15A	5/7/2013	LEAD	1	10			20.7	ug/L
HAA 15A	5/7/2014	LEAD	0.5	2		J	87.2	ug/L
HAA 15A	4/28/2015	LEAD	0.5	5			62	ug/L
HAA 15A	5/7/2014	LEAD-214	9.36	31.8	J	J	26.6	pCi/L
HAA 15A	5/7/2014	LEAD-214	9.68	25.9	J	J	22.8	pCi/L
HAA 15A	5/7/2014	M,P-XYLENE	0.3	2			2.73	ug/L
HAA 15A	4/28/2015	M,P-XYLENE	0.14	2		J	3.6	ug/L
HAA 15A	5/7/2014	METHYL ACETATE	1.5	5	U	U	5	ug/L
HAA 15A	4/28/2015	METHYL ACETATE	0.37	25	U	R	25	ug/L
HAA 15A	5/7/2014	METHYL ETHYL KETONE	1.5	5	J	J	1.85	ug/L
HAA 15A	4/28/2015	METHYL ETHYL KETONE	0.52	5		J	5.4	ug/L
HAA 15A	5/7/2014	METHYL ISOBUTYL KETONE	1.5	5	U	U	5	ug/L
HAA 15A	4/28/2015	METHYL ISOBUTYL KETONE	0.12	5	J	J	0.7	ug/L
HAA 15A	5/7/2014	METHYL TERTIARY BUTYL ETHER (MTBE)	0.3	1	J	J	0.83	ug/L
HAA 15A	4/28/2015	METHYL TERTIARY BUTYL ETHER (MTBE)	0.11	2	J	J	0.79	ug/L
HAA 15A	5/7/2014	METHYLCYCLOHEXANE	0.3	1	U	U	1	ug/L
HAA 15A	4/28/2015	METHYLCYCLOHEXANE	0.1	4	U	R	4	ug/L
HAA 15A	5/7/2014	NICKEL-59	7.15	15.4	U	U	-2.79	pCi/L
HAA 15A	5/7/2014	NICKEL-59	19	45.4	U	U	-25.5	pCi/L
HAA 15A	5/7/2014	NICKEL-63	40.4	87.4	U	U	9.84	pCi/L
HAA 15A	5/7/2014	NICKEL-63	38.1	80.3	U	U	-16.9	pCi/L
HAA 15A	7/15/2002	NONVOLATILE BETA	26.3	44.74	J		31.3	pCi/L
HAA 15A	1/15/2003	NONVOLATILE BETA	8.9	8.9		J	26.7	pCi/L
HAA 15A	1/15/2003	NONVOLATILE BETA	8.9	8.9		J	19.9	pCi/L
HAA 15A	8/19/2003	NONVOLATILE BETA					24.3	pCi/L
HAA 15A	3/15/2004	NONVOLATILE BETA	0.748	2.636			17.8	pCi/L
HAA 15A	9/28/2004	NONVOLATILE BETA	9.76	29.4			45.9	pCi/L
HAA 15A	3/16/2005	NONVOLATILE BETA	10.1	29.6		J	40.7	pCi/L
HAA 15A	9/23/2005	NONVOLATILE BETA	4.44	13.8			16.1	pCi/L
HAA 15A	4/10/2006	NONVOLATILE BETA	13	33			116	pCi/L
HAA 15A	7/31/2006	NONVOLATILE BETA	1.9	4.9			14.2	pCi/L
HAA 15A	7/31/2006	NONVOLATILE BETA	1.86	6.22			14	pCi/L
HAA 15A	7/31/2006	NONVOLATILE BETA	2.1	5.1			13.7	pCi/L
HAA 15A	7/31/2006	NONVOLATILE BETA	4.7	12.3	J		8.14	pCi/L
HAA 15A	5/15/2007	NONVOLATILE BETA	5.06	17.8			31.4	pCi/L
HAA 15A	10/11/2007	NONVOLATILE BETA	5.08	16.9			25.2	pCi/L
HAA 15A	5/1/2008	NONVOLATILE BETA	4.65	12	J	J	6.89	pCi/L
HAA 15A	5/5/2009	NONVOLATILE BETA	19.3	57.4			58.6	pCi/L
HAA 15A	9/1/2009	NONVOLATILE BETA	19	59.5			70.8	pCi/L
HAA 15A	5/3/2010	NONVOLATILE BETA	5.46	18.4			31.2	pCi/L

Bold indicates concentration exceeds the MCL or USEPA Regional Screening Levels, http://epa.gov/reg3hwmd/risk/human/rb-concentration_table/index.htm. (May 2014 RSL Table)

Station	Date	Analyte	MDL	PQL	Lab Qual	EPA Qual	Result	Units
HAA 15A	5/4/2011	NONVOLATILE BETA	10.1	35.9			65.5	pCi/L
HAA 15A	4/30/2012	NONVOLATILE BETA	10.1	33.3			49	pCi/L
HAA 15A	5/7/2013	NONVOLATILE BETA	10.1	38.2			80.2	pCi/L
HAA 15A	5/7/2014	NONVOLATILE BETA	6.09	16.4			79.5	pCi/L
HAA 15A	5/7/2014	NONVOLATILE BETA	3.5	11.6			70.5	pCi/L
HAA 15A	4/28/2015	NONVOLATILE BETA	9.18	30.6			45.6	pCi/L
HAA 15A	5/7/2014	O-XYLENE	0.3	1			1.93	ug/L
HAA 15A	4/28/2015	O-XYLENE	0.06	1		J	2.2	ug/L
HAA 15A	5/7/2014	POTASSIUM-40	55.7	147	J	J	80.3	pCi/L
HAA 15A	5/7/2014	POTASSIUM-40	35	117	R	R	37.6	pCi/L
HAA 15A	5/7/2014	PROMETHIUM-146	5.9	12.3	U	U	-0.0636	pCi/L
HAA 15A	5/7/2014	PROMETHIUM-146	5.16	11.3	U	U	-2.28	pCi/L
HAA 15A	5/7/2014	RADIUM-228	0.447	1.78		J	5.16	pCi/L
HAA 15A	5/7/2014	RADIUM-228	0.517	1.67		J	3.1	pCi/L
HAA 15A	5/7/2014	SODIUM-22	4.51	9.63	U	U	-1.56	pCi/L
HAA 15A	5/7/2014	SODIUM-22	4.47	9.71	U	U	-1.88	pCi/L
HAA 15A	5/7/2014	STRONTIUM-90	6.51	14.1	U	U	2.73	pCi/L
HAA 15A	5/7/2014	STRONTIUM-90	6.82	14	U	U	0.671	pCi/L
HAA 15A	5/7/2014	STYRENE	0.3	1	U	U	1	ug/L
HAA 15A	4/28/2015	STYRENE	0.07	1	U	R	1	ug/L
HAA 15A	5/7/2014	TECHNETIUM-99	14.9	32	U	U	1.05	pCi/L
HAA 15A	5/7/2014	TECHNETIUM-99	14.6	31.3	U	U	-0.0255	pCi/L
HAA 15A	5/7/2014	TETRACHLOROETHYLENE (PCE)	0.3	1	U	U	1	ug/L
HAA 15A	4/28/2015	TETRACHLOROETHYLENE (PCE)	0.18	1	U	R	1	ug/L
HAA 15A	5/7/2014	THALLIUM-208	5.09	11.9	U	U	3.28	pCi/L
HAA 15A	5/7/2014	THALLIUM-208	5.26	11	U	U	0.694	pCi/L
HAA 15A	5/7/2014	TOLUENE	0.3	1	J	J	0.77	ug/L
HAA 15A	4/28/2015	TOLUENE	0.07	1		UJ	4.1	ug/L
HAA 15A	5/7/2014	TRANS-1,2-DICHLOROETHYLENE	0.3	1	U	U	1	ug/L
HAA 15A	4/28/2015	TRANS-1,2-DICHLOROETHYLENE	0.08	1	U	R	1	ug/L
HAA 15A	5/7/2014	TRANS-1,3-DICHLOROPROPENE	0.3	1	U	U	1	ug/L
HAA 15A	4/28/2015	TRANS-1,3-DICHLOROPROPENE	0.08	1	U	R	1	ug/L
HAA 15A	7/15/2002	TRICHLOROETHYLENE (TCE)	0.28	1	U		1	ug/L
HAA 15A	1/15/2003	TRICHLOROETHYLENE (TCE)	0.28	1	U		1	ug/L
HAA 15A	8/19/2003	TRICHLOROETHYLENE (TCE)	0.16	1	U		1	ug/L
HAA 15A	3/15/2004	TRICHLOROETHYLENE (TCE)	0.36	1		UJ	1	ug/L
HAA 15A	9/28/2004	TRICHLOROETHYLENE (TCE)	0.36	1	U		1	ug/L
HAA 15A	3/16/2005	TRICHLOROETHYLENE (TCE)	0.36	1	U	U	1	ug/L
HAA 15A	9/23/2005	TRICHLOROETHYLENE (TCE)	0.13	0.5	U	U	0.5	ug/L
HAA 15A	4/10/2006	TRICHLOROETHYLENE (TCE)	0.2	0.5	U	UJ	0.5	ug/L
HAA 15A	5/15/2007	TRICHLOROETHYLENE (TCE)	0.2	2	U	U	2	ug/L
HAA 15A	5/1/2008	TRICHLOROETHYLENE (TCE)	0.97	2	U	U	2	ug/L
HAA 15A	5/1/2008	TRICHLOROETHYLENE (TCE)	0.97	2	U	U	2	ug/L
HAA 15A	5/5/2009	TRICHLOROETHYLENE (TCE)	0.25	1	U	U	1	ug/L
HAA 15A	5/3/2010	TRICHLOROETHYLENE (TCE)	0.97	2	U	U	2	ug/L
HAA 15A	5/4/2011	TRICHLOROETHYLENE (TCE)	0.1	2	U	U	2	ug/L
HAA 15A	4/30/2012	TRICHLOROETHYLENE (TCE)	0.1	2	U	U	2	ug/L
HAA 15A	5/7/2013	TRICHLOROETHYLENE (TCE)	0.1	2	U		2	ug/L
HAA 15A	5/7/2014	TRICHLOROETHYLENE (TCE)	0.3	1	U	U	1	ug/L
HAA 15A	4/28/2015	TRICHLOROETHYLENE (TCE)	0.25	1	U	R	1	ug/L
HAA 15A	5/7/2014	TRICHLOROFLUOROMETHANE	0.3	1	U	U	1	ug/L
HAA 15A	4/28/2015	TRICHLOROFLUOROMETHANE	0.11	1	U	R	1	ug/L
HAA 15A	7/15/2002	TRITIUM	0.618	1.368	U		0.437	pCi/mL
HAA 15A	1/15/2003	TRITIUM	0.601	1.297	U	U	0.118	pCi/mL
HAA 15A	1/15/2003	TRITIUM	0.612	1.314	U	U	0.0602	pCi/mL
HAA 15A	8/19/2003	TRITIUM			U		0.205	pCi/mL
HAA 15A	3/15/2004	TRITIUM	0.326	0.726	U	U	0.215	pCi/mL
HAA 15A	9/28/2004	TRITIUM	0.811	1.79	U		0.246	pCi/mL
HAA 15A	3/16/2005	TRITIUM	0.882	1.95	U	U	0.312	pCi/mL
HAA 15A	9/23/2005	TRITIUM	0.825	1.8	U	UJ	0.0635	pCi/mL
HAA 15A	4/10/2006	TRITIUM	0.31	0.71	J	J	0.33	pCi/mL
HAA 15A	7/31/2006	TRITIUM	0.977	2.15	U		0.344	pCi/mL
HAA 15A	5/15/2007	TRITIUM	0.574	1.26	U	U	0.174	pCi/mL
HAA 15A	10/11/2007	TRITIUM	0.486	1.06	U		0.118	pCi/mL
HAA 15A	5/1/2008	TRITIUM	0.429	0.959	U	U	0.275	pCi/mL
HAA 15A	5/5/2009	TRITIUM	0.508	1.1	U	U	0.0222	pCi/mL
HAA 15A	9/1/2009	TRITIUM	0.445	0.987	U		0.229	pCi/mL
HAA 15A	5/3/2010	TRITIUM	0.456	1	U	U	0.172	pCi/mL
HAA 15A	5/4/2011	TRITIUM	0.546	1.24	U	U	0.515	pCi/mL
HAA 15A	4/30/2012	TRITIUM	0.48	1.11	J	J	0.665	pCi/mL
HAA 15A	5/7/2013	TRITIUM	0.402	1.01	J		1.07	pCi/mL

Bold indicates concentration exceeds the MCL or USEPA Regional Screening Levels, http://epa.gov/reg3hwm/risk/human/rb-concentration_table/index.htm. (May 2014 RSL Table)

Station	Date	Analyte	MDL	PQL	Lab Qual	EPA Qual	Result	Units
HAA 15A	5/7/2014	TRITIUM	1.88	4.08	U	U	0.263	pCi/mL
HAA 15A	5/7/2014	TRITIUM	1.93	4.11	U	U	-0.787	pCi/mL
HAA 15A	4/28/2015	TRITIUM	0.418	1.01	J	J	0.827	pCi/mL
HAA 15D	7/16/2002	1,1,1-TRICHLOROETHANE	0.21	1	U		1	ug/L
HAA 15D	1/16/2003	1,1,1-TRICHLOROETHANE	0.21	1	U		1	ug/L
HAA 15D	8/19/2003	1,1,1-TRICHLOROETHANE	0.09	1	U		1	ug/L
HAA 15D	3/15/2004	1,1,1-TRICHLOROETHANE	0.34	1	U	UJ	1	ug/L
HAA 15D	9/28/2004	1,1,1-TRICHLOROETHANE	0.34	1	U		1	ug/L
HAA 15D	3/16/2005	1,1,1-TRICHLOROETHANE	0.34	1	U	UJ	1	ug/L
HAA 15D	9/23/2005	1,1,1-TRICHLOROETHANE	0.08	0.5	U	U	0.5	ug/L
HAA 15D	4/10/2006	1,1,1-TRICHLOROETHANE	0.15	0.5	U	U	0.5	ug/L
HAA 15D	5/15/2007	1,1,1-TRICHLOROETHANE	0.3	2	U	U	2	ug/L
HAA 15D	5/1/2008	1,1,1-TRICHLOROETHANE	0.79	2	U	U	2	ug/L
HAA 15D	5/5/2009	1,1,1-TRICHLOROETHANE	0.325	1	U	U	1	ug/L
HAA 15D	5/3/2010	1,1,1-TRICHLOROETHANE	0.79	2	U	U	2	ug/L
HAA 15D	5/3/2011	1,1,1-TRICHLOROETHANE	0.15	2	U	U	2	ug/L
HAA 15D	5/7/2013	1,1,1-TRICHLOROETHANE	0.15	2	U		2	ug/L
HAA 15D	5/7/2014	1,1,1-TRICHLOROETHANE	0.3	1	U	U	1	ug/L
HAA 15D	4/28/2015	1,1,1-TRICHLOROETHANE	0.07	1	U	U	1	ug/L
HAA 15D	5/7/2014	1,1,2,2-TETRACHLOROETHANE	0.3	1	U	U	1	ug/L
HAA 15D	4/28/2015	1,1,2,2-TETRACHLOROETHANE	0.1	1	U	U	1	ug/L
HAA 15D	5/7/2014	1,1,2-TRICHLORO-1,2,2-TRIFLUOROETHANE	2	5	U	U	5	ug/L
HAA 15D	4/28/2015	1,1,2-TRICHLORO-1,2,2-TRIFLUOROETHANE	0.1	1	J	J	0.26	ug/L
HAA 15D	5/7/2014	1,1,2-TRICHLOROETHANE	0.3	1	U	U	1	ug/L
HAA 15D	4/28/2015	1,1,2-TRICHLOROETHANE	0.15	1	U	U	1	ug/L
HAA 15D	7/16/2002	1,1-DICHLOROETHANE	0.12	1	U		1	ug/L
HAA 15D	1/16/2003	1,1-DICHLOROETHANE	0.12	1	J		0.62	ug/L
HAA 15D	8/19/2003	1,1-DICHLOROETHANE	0.05	1	U		1	ug/L
HAA 15D	3/15/2004	1,1-DICHLOROETHANE	0.41	1	U	UJ	1	ug/L
HAA 15D	9/28/2004	1,1-DICHLOROETHANE	0.41	1	U		1	ug/L
HAA 15D	3/16/2005	1,1-DICHLOROETHANE	0.41	1	U	UJ	1	ug/L
HAA 15D	9/23/2005	1,1-DICHLOROETHANE	0.07	0.5	U	U	0.5	ug/L
HAA 15D	4/10/2006	1,1-DICHLOROETHANE	0.16	0.5	U	U	0.5	ug/L
HAA 15D	5/15/2007	1,1-DICHLOROETHANE	0.2	2	U	U	2	ug/L
HAA 15D	5/1/2008	1,1-DICHLOROETHANE	0.9	2	U	U	2	ug/L
HAA 15D	5/5/2009	1,1-DICHLOROETHANE	0.3	1	U	U	1	ug/L
HAA 15D	5/3/2010	1,1-DICHLOROETHANE	0.9	2	U	U	2	ug/L
HAA 15D	5/3/2011	1,1-DICHLOROETHANE	0.1	2	U	U	2	ug/L
HAA 15D	5/7/2013	1,1-DICHLOROETHANE	0.1	2	U		2	ug/L
HAA 15D	5/7/2014	1,1-DICHLOROETHANE	0.3	1	U	U	1	ug/L
HAA 15D	4/28/2015	1,1-DICHLOROETHANE	0.07	1	U	U	1	ug/L
HAA 15D	5/7/2014	1,1-DICHLOROETHYLENE	0.3	1	U	U	1	ug/L
HAA 15D	4/28/2015	1,1-DICHLOROETHYLENE	0.08	1	U	U	1	ug/L
HAA 15D	5/7/2014	1,2,3-TRICHLOROBENZENE	0.3	1	U	U	1	ug/L
HAA 15D	4/28/2015	1,2,3-TRICHLOROBENZENE	0.09	1	U	U	1	ug/L
HAA 15D	5/7/2014	1,2,4-TRICHLOROBENZENE	0.3	1	U	U	1	ug/L
HAA 15D	4/28/2015	1,2,4-TRICHLOROBENZENE	0.08	1	U	U	1	ug/L
HAA 15D	5/7/2014	1,2-DIBROMO-3-CHLOROPROPANE	0.5	1	U	U	1	ug/L
HAA 15D	4/28/2015	1,2-DIBROMO-3-CHLOROPROPANE	0.41	1	U	U	1	ug/L
HAA 15D	5/7/2014	1,2-DIBROMOETHANE	0.3	1	U	U	1	ug/L
HAA 15D	4/28/2015	1,2-DIBROMOETHANE	0.13	1	U	U	1	ug/L
HAA 15D	5/7/2014	1,2-DICHLOROBENZENE	0.3	1	U	U	1	ug/L
HAA 15D	4/28/2015	1,2-DICHLOROBENZENE	0.06	1	U	U	1	ug/L
HAA 15D	5/7/2014	1,2-DICHLOROETHANE (EDC)	0.3	1	U	U	1	ug/L
HAA 15D	4/28/2015	1,2-DICHLOROETHANE (EDC)	0.1	1	U	U	1	ug/L
HAA 15D	5/7/2014	1,2-DICHLOROPROPANE	0.3	1	U	U	1	ug/L
HAA 15D	4/28/2015	1,2-DICHLOROPROPANE	0.1	1	U	U	1	ug/L
HAA 15D	5/7/2014	1,3-DICHLOROBENZENE	0.3	1	U	U	1	ug/L
HAA 15D	4/28/2015	1,3-DICHLOROBENZENE	0.08	1	U	U	1	ug/L
HAA 15D	5/7/2014	1,4-DICHLOROBENZENE	0.3	1	U	U	1	ug/L
HAA 15D	4/28/2015	1,4-DICHLOROBENZENE	0.12	1	U	U	1	ug/L
HAA 15D	5/7/2014	1,4-DIOXANE	15	50	U	U	50	ug/L
HAA 15D	4/28/2015	1,4-DIOXANE	7.6	80	U	U	80	ug/L
HAA 15D	5/7/2014	2-HEXANONE	1.5	5	U	U	5	ug/L
HAA 15D	4/28/2015	2-HEXANONE	0.22	5	U	U	5	ug/L
HAA 15D	5/7/2014	ACETONE	1.5	5	U	U	5	ug/L
HAA 15D	4/28/2015	ACETONE	0.34	2	U	U	2	ug/L
HAA 15D	5/7/2014	BENZENE	0.3	1	U	U	1	ug/L
HAA 15D	4/28/2015	BENZENE	0.06	1	U	U	1	ug/L
HAA 15D	5/7/2014	BROMOCHLOROMETHANE	0.3	1	U	U	1	ug/L
HAA 15D	4/28/2015	BROMOCHLOROMETHANE	0.13	1	U	U	1	ug/L

Bold indicates concentration exceeds the MCL or USEPA Regional Screening Levels, http://epa.gov/reg3hwm/risk/human/rb-concentration_table/index.htm. (May 2014 RSL Table)

Station	Date	Analyte	MDL	PQL	Lab Qual	EPA Qual	Result	Units
HAA 15D	5/7/2014	BROMODICHLOROMETHANE	0.3	1	U	U	1	ug/L
HAA 15D	4/28/2015	BROMODICHLOROMETHANE	0.09	1	U	U	1	ug/L
HAA 15D	5/7/2014	BROMOFORM (TRIBROMOMETHANE)	0.3	1	U	U	1	ug/L
HAA 15D	4/28/2015	BROMOFORM (TRIBROMOMETHANE)	0.17	1	U	U	1	ug/L
HAA 15D	5/7/2014	BROMOMETHANE (METHYL BROMIDE)	0.3	1	U	U	1	ug/L
HAA 15D	4/28/2015	BROMOMETHANE (METHYL BROMIDE)	0.25	2	U	U	2	ug/L
HAA 15D	7/16/2002	CADMIUM	0.4	12	U	U	12	ug/L
HAA 15D	1/16/2003	CADMIUM	1.1	12	U		12	ug/L
HAA 15D	8/19/2003	CADMIUM	1.1	12	U		12	ug/L
HAA 15D	3/15/2004	CADMIUM	0.04	1	U	U	1	ug/L
HAA 15D	9/28/2004	CADMIUM	0.04	1	U		1	ug/L
HAA 15D	3/16/2005	CADMIUM	0.1	1	U	U	1	ug/L
HAA 15D	9/23/2005	CADMIUM	0.0672	0.5	U	U	0.5	ug/L
HAA 15D	4/10/2006	CADMIUM	0.057	0.5	U	U	0.5	ug/L
HAA 15D	5/15/2007	CADMIUM	0.057	0.5	U	U	0.5	ug/L
HAA 15D	5/1/2008	CADMIUM	0.1	1	J	J	0.141	ug/L
HAA 15D	9/17/2008	CADMIUM	1	5	U	U	5	ug/L
HAA 15D	5/5/2009	CADMIUM	1	10	U	U	10	ug/L
HAA 15D	5/3/2010	CADMIUM	0.2	2	U	U	2	ug/L
HAA 15D	5/3/2011	CADMIUM	0.2	2	U	U	2	ug/L
HAA 15D	3/12/2013	CADMIUM	0.1	1	U	U	1	ug/L
HAA 15D	5/7/2013	CADMIUM	0.2	2	U		2	ug/L
HAA 15D	5/7/2014	CADMIUM	0.1	1	U	U	1	ug/L
HAA 15D	4/28/2015	CADMIUM	0.1	1	U	U	1	ug/L
HAA 15D	5/7/2014	CARBON DISULFIDE	1.5	5	U	U	5	ug/L
HAA 15D	4/28/2015	CARBON DISULFIDE	0.05	1	U	U	1	ug/L
HAA 15D	7/16/2002	CARBON TETRACHLORIDE	0.24	1	U		1	ug/L
HAA 15D	1/16/2003	CARBON TETRACHLORIDE	0.24	1	U		1	ug/L
HAA 15D	8/19/2003	CARBON TETRACHLORIDE	0.11	1	U		1	ug/L
HAA 15D	3/15/2004	CARBON TETRACHLORIDE	0.29	1	U	UJ	1	ug/L
HAA 15D	9/28/2004	CARBON TETRACHLORIDE	0.29	1	U		1	ug/L
HAA 15D	3/16/2005	CARBON TETRACHLORIDE	0.29	1	U	UJ	1	ug/L
HAA 15D	9/23/2005	CARBON TETRACHLORIDE	0.09	0.5	U	U	0.5	ug/L
HAA 15D	4/10/2006	CARBON TETRACHLORIDE	0.15	0.5	U	U	0.5	ug/L
HAA 15D	5/15/2007	CARBON TETRACHLORIDE	0.4	2	U	U	2	ug/L
HAA 15D	5/1/2008	CARBON TETRACHLORIDE	1.04	2	U	U	2	ug/L
HAA 15D	5/5/2009	CARBON TETRACHLORIDE	0.26	1	U	U	1	ug/L
HAA 15D	5/3/2010	CARBON TETRACHLORIDE	1.04	2	U	U	2	ug/L
HAA 15D	5/3/2011	CARBON TETRACHLORIDE	0.13	2	U	U	2	ug/L
HAA 15D	5/7/2013	CARBON TETRACHLORIDE	0.13	2	U		2	ug/L
HAA 15D	5/7/2014	CARBON TETRACHLORIDE	0.3	1	U	U	1	ug/L
HAA 15D	4/28/2015	CARBON TETRACHLORIDE	0.13	1	U	U	1	ug/L
HAA 15D	5/7/2014	CHLOROBENZENE	0.3	1	U	U	1	ug/L
HAA 15D	4/28/2015	CHLOROBENZENE	0.15	1	U	U	1	ug/L
HAA 15D	5/7/2014	CHLOROETHANE (ETHYL CHLORIDE)	0.3	1	U	U	1	ug/L
HAA 15D	4/28/2015	CHLOROETHANE (ETHYL CHLORIDE)	0.1	2	U	U	2	ug/L
HAA 15D	5/7/2014	CHLOROETHENE (VINYL CHLORIDE)	0.3	1	U	U	1	ug/L
HAA 15D	4/28/2015	CHLOROETHENE (VINYL CHLORIDE)	0.08	2	U	U	2	ug/L
HAA 15D	5/7/2014	CHLOROFORM	0.3	1	U	U	1	ug/L
HAA 15D	4/28/2015	CHLOROFORM	0.1	1	U	U	1	ug/L
HAA 15D	5/7/2014	CHLOROMETHANE (METHYL CHLORIDE)	0.3	1	U	U	0.35	ug/L
HAA 15D	4/28/2015	CHLOROMETHANE (METHYL CHLORIDE)	0.08	2	U	U	2	ug/L
HAA 15D	5/7/2014	CIS-1,2-DICHLOROETHYLENE	0.3	1	U	U	1	ug/L
HAA 15D	4/28/2015	CIS-1,2-DICHLOROETHYLENE	0.09	1	U	U	1	ug/L
HAA 15D	5/7/2014	CIS-1,3-DICHLOROPROPENE	0.3	1	U	U	1	ug/L
HAA 15D	4/28/2015	CIS-1,3-DICHLOROPROPENE	0.07	1	U	U	1	ug/L
HAA 15D	5/7/2014	CUMENE (ISOPROPYLBENZENE)	0.3	1	U	U	1	ug/L
HAA 15D	4/28/2015	CUMENE (ISOPROPYLBENZENE)	0.08	1	U	U	1	ug/L
HAA 15D	5/7/2014	CYCLOHEXANE	0.3	1	U	U	1	ug/L
HAA 15D	4/28/2015	CYCLOHEXANE	0.07	1	U	U	1	ug/L
HAA 15D	5/7/2014	DIBROMOCHLOROMETHANE	0.3	1	U	U	1	ug/L
HAA 15D	4/28/2015	DIBROMOCHLOROMETHANE	0.13	1	U	U	1	ug/L
HAA 15D	5/7/2014	DICHLORODIFLUOROMETHANE	0.3	1	U	U	1	ug/L
HAA 15D	4/28/2015	DICHLORODIFLUOROMETHANE	0.08	2	U	U	2	ug/L
HAA 15D	5/7/2014	DICHLOROMETHANE (METHYLENE CHLORIDE)	1	5	U	U	5	ug/L
HAA 15D	4/28/2015	DICHLOROMETHANE (METHYLENE CHLORIDE)	0.27	1	U	U	1	ug/L
HAA 15D	5/7/2014	ETHYLBENZENE	0.3	1	U	U	1	ug/L
HAA 15D	4/28/2015	ETHYLBENZENE	0.09	1	U	U	1	ug/L
HAA 15D	9/23/2005	GROSS ALPHA	2.76	5.38	U	U	-0.0308	pCi/L
HAA 15D	9/23/2005	GROSS ALPHA	2.77	4.65	U	U	-0.484	pCi/L
HAA 15D	5/15/2007	GROSS ALPHA	2.52	6.69	U	U	1.87	pCi/L

Bold indicates concentration exceeds the MCL or USEPA Regional Screening Levels, http://epa.gov/reg3hwmd/risk/human/rb-concentration_table/index.htm. (May 2014 RSL Table)

Station	Date	Analyte	MDL	PQL	Lab Qual	EPA Qual	Result	Units
HAA 15D	5/1/2008	GROSS ALPHA	2.66	5.36	U	U	0.468	pCi/L
HAA 15D	5/5/2009	GROSS ALPHA	2.62	8.06	J	J	3.63	pCi/L
HAA 15D	3/12/2013	GROSS ALPHA	0.82	1.96	U	U	0.77	pCi/L
HAA 15D	5/7/2013	GROSS ALPHA	2.49	4.4	U		0.105	pCi/L
HAA 15D	5/7/2014	GROSS ALPHA	2.2	3.89	U	U	0.0934	pCi/L
HAA 15D	4/28/2015	GROSS ALPHA	2.06	3.71	U	U	0.151	pCi/L
HAA 15D	7/16/2002	LEAD	0.9	8			9.32	ug/L
HAA 15D	1/16/2003	LEAD	2.2	8	J		3.26	ug/L
HAA 15D	8/19/2003	LEAD	2.2	8	U		8	ug/L
HAA 15D	3/15/2004	LEAD	0.05	2			3.3	ug/L
HAA 15D	9/28/2004	LEAD	0.05	2			2.78	ug/L
HAA 15D	3/16/2005	LEAD	0.5	2	J	J	0.718	ug/L
HAA 15D	9/23/2005	LEAD	0.565	3	J	J	0.67	ug/L
HAA 15D	4/10/2006	LEAD	0.49	3	J	J	2.3	ug/L
HAA 15D	5/15/2007	LEAD	0.49	3			11.9	ug/L
HAA 15D	5/1/2008	LEAD	0.1	1			52.6	ug/L
HAA 15D	9/17/2008	LEAD	2.5	10	J	J	8.52	ug/L
HAA 15D	5/5/2009	LEAD	2	20	J	J	10.3	ug/L
HAA 15D	5/3/2010	LEAD	0.4	4	J	J	3.06	ug/L
HAA 15D	5/3/2011	LEAD	1	10	J	J	5.77	ug/L
HAA 15D	5/7/2013	LEAD	1	10	J		1.42	ug/L
HAA 15D	5/7/2014	LEAD	0.5	5	J	J	1.47	ug/L
HAA 15D	4/28/2015	LEAD	0.5	5	J	J	1.65	ug/L
HAA 15D	5/7/2014	M,P-XYLENE	0.3	2	U	U	2	ug/L
HAA 15D	4/28/2015	M,P-XYLENE	0.14	2	U	U	2	ug/L
HAA 15D	5/7/2014	METHYL ACETATE	1.5	5	U	U	5	ug/L
HAA 15D	4/28/2015	METHYL ACETATE	0.37	25	U	U	25	ug/L
HAA 15D	5/7/2014	METHYL ETHYL KETONE	1.5	5	U	U	5	ug/L
HAA 15D	4/28/2015	METHYL ETHYL KETONE	0.52	5	U	U	5	ug/L
HAA 15D	5/7/2014	METHYL ISOBUTYL KETONE	1.5	5	U	U	5	ug/L
HAA 15D	4/28/2015	METHYL ISOBUTYL KETONE	0.12	5	U	U	5	ug/L
HAA 15D	5/7/2014	METHYL TERTIARY BUTYL ETHER (MTBE)	0.3	1	U	U	1	ug/L
HAA 15D	4/28/2015	METHYL TERTIARY BUTYL ETHER (MTBE)	0.11	2	U	U	2	ug/L
HAA 15D	5/7/2014	METHYLCYCLOHEXANE	0.3	1	U	U	1	ug/L
HAA 15D	4/28/2015	METHYLCYCLOHEXANE	0.1	4	U	U	4	ug/L
HAA 15D	7/16/2002	NONVOLATILE BETA	12.7	17.96	U		0.362	pCi/L
HAA 15D	1/16/2003	NONVOLATILE BETA	8.73	11.85	U		-3.47	pCi/L
HAA 15D	8/19/2003	NONVOLATILE BETA			U		0.766	pCi/L
HAA 15D	3/15/2004	NONVOLATILE BETA	0.703	1.373	U	U	-0.295	pCi/L
HAA 15D	9/28/2004	NONVOLATILE BETA	8.47	18.3	U		1.95	pCi/L
HAA 15D	3/16/2005	NONVOLATILE BETA	8.35	17.8		U	1.03	pCi/L
HAA 15D	9/23/2005	NONVOLATILE BETA	3.98	9.5	U	U	2.94	pCi/L
HAA 15D	9/23/2005	NONVOLATILE BETA	4.02	8.94	U	U	1.22	pCi/L
HAA 15D	4/10/2006	NONVOLATILE BETA	1.1	2.5	J	J	1.69	pCi/L
HAA 15D	5/15/2007	NONVOLATILE BETA	4.46	10	U	U	1.06	pCi/L
HAA 15D	5/1/2008	NONVOLATILE BETA	4.46	10.2	U	U	2.27	pCi/L
HAA 15D	5/5/2009	NONVOLATILE BETA	4.82	11	U	U	2.49	pCi/L
HAA 15D	5/3/2010	NONVOLATILE BETA	4.32	8.31	U	U	-1.34	pCi/L
HAA 15D	5/3/2011	NONVOLATILE BETA	4.25	8.59	U	U	-0.777	pCi/L
HAA 15D	3/12/2013	NONVOLATILE BETA	0.95	2.07	U	U	0.17	pCi/L
HAA 15D	5/7/2013	NONVOLATILE BETA	4.31	9.5	U		1.28	pCi/L
HAA 15D	5/7/2014	NONVOLATILE BETA	4.12	8.64	U	U	0.0962	pCi/L
HAA 15D	4/28/2015	NONVOLATILE BETA	4.12	8.37	U	U	-0.382	pCi/L
HAA 15D	5/7/2014	O-XYLENE	0.3	1	U	U	1	ug/L
HAA 15D	4/28/2015	O-XYLENE	0.06	1	U	U	1	ug/L
HAA 15D	5/7/2014	STYRENE	0.3	1	U	U	1	ug/L
HAA 15D	4/28/2015	STYRENE	0.07	1	U	U	1	ug/L
HAA 15D	5/7/2014	TETRACHLOROETHYLENE (PCE)	0.3	1	U	U	1	ug/L
HAA 15D	4/28/2015	TETRACHLOROETHYLENE (PCE)	0.18	1	U	U	1	ug/L
HAA 15D	5/7/2014	TOLUENE	0.3	1	U	U	1	ug/L
HAA 15D	4/28/2015	TOLUENE	0.07	1		UJ	2.1	ug/L
HAA 15D	5/7/2014	TRANS-1,2-DICHLOROETHYLENE	0.3	1	U	U	1	ug/L
HAA 15D	4/28/2015	TRANS-1,2-DICHLOROETHYLENE	0.08	1	U	U	1	ug/L
HAA 15D	5/7/2014	TRANS-1,3-DICHLOROPROPENE	0.3	1	U	U	1	ug/L
HAA 15D	4/28/2015	TRANS-1,3-DICHLOROPROPENE	0.08	1	U	U	1	ug/L
HAA 15D	7/16/2002	TRICHLOROETHYLENE (TCE)	0.28	1	U		1	ug/L
HAA 15D	1/16/2003	TRICHLOROETHYLENE (TCE)	0.28	1	U		1	ug/L
HAA 15D	8/19/2003	TRICHLOROETHYLENE (TCE)	0.16	1	U		1	ug/L
HAA 15D	3/15/2004	TRICHLOROETHYLENE (TCE)	0.36	1	U	UJ	1	ug/L
HAA 15D	9/28/2004	TRICHLOROETHYLENE (TCE)	0.36	1	U		1	ug/L
HAA 15D	3/16/2005	TRICHLOROETHYLENE (TCE)	0.36	1	U	UJ	1	ug/L

Bold indicates concentration exceeds the MCL or USEPA Regional Screening Levels, http://epa.gov/reg3hwm/risk/human/rb-concentration_table/index.htm. (May 2014 RSL Table)

Station	Date	Analyte	MDL	PQL	Lab Qual	EPA Qual	Result	Units
HAA 15D	9/23/2005	TRICHLOROETHYLENE (TCE)	0.13	0.5	U	U	0.5	ug/L
HAA 15D	4/10/2006	TRICHLOROETHYLENE (TCE)	0.2	0.5	U	U	0.5	ug/L
HAA 15D	5/15/2007	TRICHLOROETHYLENE (TCE)	0.2	2	U	U	2	ug/L
HAA 15D	5/1/2008	TRICHLOROETHYLENE (TCE)	0.97	2	U	U	2	ug/L
HAA 15D	5/5/2009	TRICHLOROETHYLENE (TCE)	0.25	1	U	U	1	ug/L
HAA 15D	5/3/2010	TRICHLOROETHYLENE (TCE)	0.97	2	U	U	2	ug/L
HAA 15D	5/3/2011	TRICHLOROETHYLENE (TCE)	0.1	2	U	U	2	ug/L
HAA 15D	5/7/2013	TRICHLOROETHYLENE (TCE)	0.1	2	U		2	ug/L
HAA 15D	5/7/2014	TRICHLOROETHYLENE (TCE)	0.3	1	U	U	1	ug/L
HAA 15D	4/28/2015	TRICHLOROETHYLENE (TCE)	0.25	1	U	U	1	ug/L
HAA 15D	5/7/2014	TRICHLOROFLUOROMETHANE	0.3	1	U	U	1	ug/L
HAA 15D	4/28/2015	TRICHLOROFLUOROMETHANE	0.11	1	U	U	1	ug/L
HAA 15D	7/16/2002	TRITIUM	0.574	2.426			21.2	pCi/mL
HAA 15D	7/16/2002	TRITIUM	0.578	2.434			21.1	pCi/mL
HAA 15D	1/16/2003	TRITIUM	0.597	2.413			18.5	pCi/mL
HAA 15D	8/19/2003	TRITIUM					15.78	pCi/mL
HAA 15D	3/15/2004	TRITIUM	0.346	2.09			17.3	pCi/mL
HAA 15D	9/28/2004	TRITIUM	0.815	2.7			15	pCi/mL
HAA 15D	3/16/2005	TRITIUM	0.882	2.84			14.8	pCi/mL
HAA 15D	9/23/2005	TRITIUM	0.827	2.59			12.7	pCi/mL
HAA 15D	4/10/2006	TRITIUM	0.32	1.54			12.3	pCi/mL
HAA 15D	5/15/2007	TRITIUM	0.576	1.94			9.88	pCi/mL
HAA 15D	5/1/2008	TRITIUM	0.432	1.62			8.97	pCi/mL
HAA 15D	5/5/2009	TRITIUM	0.582	1.84			7.67	pCi/mL
HAA 15D	5/3/2010	TRITIUM	0.459	1.58			7.27	pCi/mL
HAA 15D	5/3/2011	TRITIUM	0.437	1.57			7.38	pCi/mL
HAA 15D	3/12/2013	TRITIUM	0.507	1.62	J	J	6.23	pCi/mL
HAA 15D	5/7/2013	TRITIUM	0.394	1.46			6.53	pCi/mL
HAA 15D	5/7/2014	TRITIUM	0.379	1.41			6.34	pCi/mL
HAA 15D	4/28/2015	TRITIUM	0.415	1.43			5.58	pCi/mL
HAA016D	9/22/2005	1,1,1-TRICHLOROETHANE	0.08	0.5	U	U	0.5	ug/L
HAA016D	4/10/2006	1,1,1-TRICHLOROETHANE	0.15	0.5	U	U	0.5	ug/L
HAA016D	5/16/2007	1,1,1-TRICHLOROETHANE	0.3	2	U	U	2	ug/L
HAA016D	9/22/2005	1,1-DICHLOROETHANE	0.07	0.5	U	U	0.5	ug/L
HAA016D	4/10/2006	1,1-DICHLOROETHANE	0.16	0.5	U	U	0.5	ug/L
HAA016D	5/16/2007	1,1-DICHLOROETHANE	0.2	2	U	U	2	ug/L
HAA016D	3/31/2005	CADMIUM	0.067	0.5	J	J	0.19	ug/L
HAA016D	9/22/2005	CADMIUM	0.0672	2.5	U	U	2.5	ug/L
HAA016D	4/10/2006	CADMIUM	0.057	0.5	U	U	0.5	ug/L
HAA016D	5/16/2007	CADMIUM	0.057	0.5	J	J	0.13	ug/L
HAA016D	9/22/2005	CARBON TETRACHLORIDE	0.09	0.5	U	U	0.5	ug/L
HAA016D	4/10/2006	CARBON TETRACHLORIDE	0.15	0.5	U	U	0.5	ug/L
HAA016D	5/16/2007	CARBON TETRACHLORIDE	0.4	2	U	U	2	ug/L
HAA016D	3/31/2005	GROSS ALPHA	0.71	2.39		J	3.74	pCi/L
HAA016D	3/31/2005	GROSS ALPHA	0.83	2.43		J	3.08	pCi/L
HAA016D	5/16/2007	GROSS ALPHA	2.48	7.02	U	U	2.36	pCi/L
HAA016D	3/31/2005	LEAD	0.57	3			29.8	ug/L
HAA016D	9/22/2005	LEAD	0.565	15	J	J	6.5	ug/L
HAA016D	4/10/2006	LEAD	0.49	3			10	ug/L
HAA016D	5/16/2007	LEAD	0.49	3	U	U	3	ug/L
HAA016D	3/31/2005	NONVOLATILE BETA	1.4	4			7.2	pCi/L
HAA016D	3/31/2005	NONVOLATILE BETA	1.2	3.4			6.2	pCi/L
HAA016D	9/22/2005	NONVOLATILE BETA	4.12	9.74	U	U	2.89	pCi/L
HAA016D	4/10/2006	NONVOLATILE BETA	1	2.3	J	J	1.34	pCi/L
HAA016D	5/16/2007	NONVOLATILE BETA	4.49	10.4	U	U	1.39	pCi/L
HAA016D	3/31/2005	TRICHLOROETHYLENE (TCE)	0.13	0.5	U	U	0.5	ug/L
HAA016D	9/22/2005	TRICHLOROETHYLENE (TCE)	0.13	0.5	J	J	0.3	ug/L
HAA016D	4/10/2006	TRICHLOROETHYLENE (TCE)	0.2	0.5	J	J	0.3	ug/L
HAA016D	5/16/2007	TRICHLOROETHYLENE (TCE)	0.2	2	J	J	0.34	ug/L
HAA016D	3/31/2005	TRITIUM	0.2	3			12.3	pCi/mL
HAA016D	3/31/2005	TRITIUM	0.2	2.8			11.1	pCi/mL
HAA016D	9/22/2005	TRITIUM	0.818	2.41			9.57	pCi/mL
HAA016D	4/10/2006	TRITIUM	0.4	1.74			10	pCi/mL
HAA016D	5/16/2007	TRITIUM	0.541	1.81			8.47	pCi/mL
HAA016D	5/16/2007	TRITIUM	0.543	1.8			8.31	pCi/mL
HAA016D	5/1/2008	TRITIUM	0.445	1.72			10.1	pCi/mL
HAA016D	5/7/2009	TRITIUM	0.561	1.79			7.55	pCi/mL
HAA016D	5/3/2010	TRITIUM	0.461	1.62			7.83	pCi/mL
HAA016D	5/3/2010	TRITIUM	0.463	1.62			7.74	pCi/mL
HAA016D	5/5/2011	TRITIUM	0.569	1.74			6.38	pCi/mL
HAA016D	5/1/2012	TRITIUM	0.486	1.67			7.53	pCi/mL

Bold indicates concentration exceeds the MCL or USEPA Regional Screening Levels, http://epa.gov/reg3hwmd/risk/human/rb-concentration_table/index.htm. (May 2014 RSL Table)

Station	Date	Analyte	MDL	PQL	Lab Qual	EPA Qual	Result	Units
HAA016D	5/9/2013	TRITIUM	0.525	1.73			7.03	pCi/mL
HAA016D	5/6/2014	TRITIUM	0.383	1.41			6.41	pCi/mL
HAA016D	5/6/2014	TRITIUM	0.388	1.42			6.36	pCi/mL
HCB 2	7/17/2002	1,1,1-TRICHLOROETHANE	0.21	1	U		1	ug/L
HCB 2	1/16/2003	1,1,1-TRICHLOROETHANE	0.21	1	U		1	ug/L
HCB 2	8/28/2003	1,1,1-TRICHLOROETHANE	0.09	1	U		1	ug/L
HCB 2	3/16/2004	1,1,1-TRICHLOROETHANE	0.34	1	U	UJ	1	ug/L
HCB 2	3/16/2004	1,1,1-TRICHLOROETHANE	0.34	1	U	UJ	1	ug/L
HCB 2	9/28/2004	1,1,1-TRICHLOROETHANE	0.34	1	U		1	ug/L
HCB 2	3/29/2005	1,1,1-TRICHLOROETHANE	0.34	1	U	U	1	ug/L
HCB 2	9/28/2005	1,1,1-TRICHLOROETHANE	0.08	0.5	U	U	0.5	ug/L
HCB 2	4/10/2006	1,1,1-TRICHLOROETHANE	0.15	0.5	U	U	0.5	ug/L
HCB 2	5/16/2007	1,1,1-TRICHLOROETHANE	0.3	2	U	U	2	ug/L
HCB 2	5/5/2008	1,1,1-TRICHLOROETHANE	0.79	2	U	U	2	ug/L
HCB 2	5/5/2008	1,1,1-TRICHLOROETHANE	0.79	2	U	U	2	ug/L
HCB 2	5/7/2009	1,1,1-TRICHLOROETHANE	0.325	1	U	U	1	ug/L
HCB 2	5/18/2010	1,1,1-TRICHLOROETHANE	0.79	2	U	U	2	ug/L
HCB 2	5/18/2010	1,1,1-TRICHLOROETHANE	0.79	2	U	U	2	ug/L
HCB 2	5/9/2011	1,1,1-TRICHLOROETHANE	0.15	2	U	U	2	ug/L
HCB 2	5/7/2012	1,1,1-TRICHLOROETHANE	0.15	2	U	U	2	ug/L
HCB 2	5/8/2013	1,1,1-TRICHLOROETHANE	0.15	2	U		2	ug/L
HCB 2	5/8/2013	1,1,1-TRICHLOROETHANE	0.15	2	U		2	ug/L
HCB 2	5/7/2014	1,1,1-TRICHLOROETHANE	0.3	1	U	U	1	ug/L
HCB 2	4/27/2015	1,1,1-TRICHLOROETHANE	0.07	1	U	U	1	ug/L
HCB 2	5/7/2014	1,1,2,2-TETRACHLOROETHANE	0.3	1	U	U	1	ug/L
HCB 2	4/27/2015	1,1,2,2-TETRACHLOROETHANE	0.1	1	U	U	1	ug/L
HCB 2	5/7/2014	1,1,2-TRICHLORO-1,2,2-TRIFLUOROETHANE	2	5	U	U	5	ug/L
HCB 2	4/27/2015	1,1,2-TRICHLORO-1,2,2-TRIFLUOROETHANE	0.1	1	U	U	1	ug/L
HCB 2	5/7/2014	1,1,2-TRICHLOROETHANE	0.3	1	U	U	1	ug/L
HCB 2	4/27/2015	1,1,2-TRICHLOROETHANE	0.15	1	U	U	1	ug/L
HCB 2	7/17/2002	1,1-DICHLOROETHANE	0.12	1	U		1	ug/L
HCB 2	1/16/2003	1,1-DICHLOROETHANE	0.12	1	U		1	ug/L
HCB 2	8/28/2003	1,1-DICHLOROETHANE	0.05	1	J		0.39	ug/L
HCB 2	3/16/2004	1,1-DICHLOROETHANE	0.41	1	U	UJ	1	ug/L
HCB 2	3/16/2004	1,1-DICHLOROETHANE	0.41	1	U	UJ	1	ug/L
HCB 2	9/28/2004	1,1-DICHLOROETHANE	0.41	1	U		1	ug/L
HCB 2	3/29/2005	1,1-DICHLOROETHANE	0.41	1	U	U	1	ug/L
HCB 2	9/28/2005	1,1-DICHLOROETHANE	0.07	0.5	U	U	0.5	ug/L
HCB 2	4/10/2006	1,1-DICHLOROETHANE	0.16	0.5	U	U	0.5	ug/L
HCB 2	5/16/2007	1,1-DICHLOROETHANE	0.2	2	U	U	2	ug/L
HCB 2	5/5/2008	1,1-DICHLOROETHANE	0.9	2	U	U	2	ug/L
HCB 2	5/5/2008	1,1-DICHLOROETHANE	0.9	2	U	U	2	ug/L
HCB 2	5/7/2009	1,1-DICHLOROETHANE	0.3	1	U	U	1	ug/L
HCB 2	5/18/2010	1,1-DICHLOROETHANE	0.9	2	U	U	2	ug/L
HCB 2	5/18/2010	1,1-DICHLOROETHANE	0.9	2	U	U	2	ug/L
HCB 2	5/9/2011	1,1-DICHLOROETHANE	0.1	2	U	U	2	ug/L
HCB 2	5/7/2012	1,1-DICHLOROETHANE	0.1	2	U	U	2	ug/L
HCB 2	5/8/2013	1,1-DICHLOROETHANE	0.1	2	U		2	ug/L
HCB 2	5/8/2013	1,1-DICHLOROETHANE	0.1	2	U		2	ug/L
HCB 2	5/7/2014	1,1-DICHLOROETHANE	0.3	1	U	U	1	ug/L
HCB 2	4/27/2015	1,1-DICHLOROETHANE	0.07	1	U	U	1	ug/L
HCB 2	5/7/2014	1,1-DICHLOROETHYLENE	0.3	1	U	U	1	ug/L
HCB 2	4/27/2015	1,1-DICHLOROETHYLENE	0.08	1	U	U	1	ug/L
HCB 2	5/7/2014	1,2,3-TRICHLOROBENZENE	0.3	1	U	U	1	ug/L
HCB 2	4/27/2015	1,2,3-TRICHLOROBENZENE	0.09	1	U	U	1	ug/L
HCB 2	5/7/2014	1,2,4-TRICHLOROBENZENE	0.3	1	U	U	1	ug/L
HCB 2	4/27/2015	1,2,4-TRICHLOROBENZENE	0.08	1	U	U	1	ug/L
HCB 2	5/7/2014	1,2-DIBROMO-3-CHLOROPROPANE	0.5	1	U	U	1	ug/L
HCB 2	4/27/2015	1,2-DIBROMO-3-CHLOROPROPANE	0.41	1	U	U	1	ug/L
HCB 2	5/7/2014	1,2-DIBROMOETHANE	0.3	1	U	U	1	ug/L
HCB 2	4/27/2015	1,2-DIBROMOETHANE	0.13	1	U	U	1	ug/L
HCB 2	5/7/2014	1,2-DICHLOROBENZENE	0.3	1	U	U	1	ug/L
HCB 2	4/27/2015	1,2-DICHLOROBENZENE	0.06	1	U	U	1	ug/L
HCB 2	5/7/2014	1,2-DICHLOROETHANE (EDC)	0.3	1	U	U	1	ug/L
HCB 2	4/27/2015	1,2-DICHLOROETHANE (EDC)	0.1	1	U	U	1	ug/L
HCB 2	5/7/2014	1,2-DICHLOROPROPANE	0.3	1	U	U	1	ug/L
HCB 2	4/27/2015	1,2-DICHLOROPROPANE	0.1	1	U	U	1	ug/L
HCB 2	5/7/2014	1,3-DICHLOROBENZENE	0.3	1	U	U	1	ug/L
HCB 2	4/27/2015	1,3-DICHLOROBENZENE	0.08	1	U	U	1	ug/L
HCB 2	5/7/2014	1,4-DICHLOROBENZENE	0.3	1	U	U	1	ug/L
HCB 2	4/27/2015	1,4-DICHLOROBENZENE	0.12	1	U	U	1	ug/L

Bold indicates concentration exceeds the MCL or USEPA Regional Screening Levels, http://epa.gov/reg3hwm/risk/human/rb-concentration_table/index.htm. (May 2014 RSL Table)

Station	Date	Analyte	MDL	PQL	Lab Qual	EPA Qual	Result	Units
HCB 2	5/7/2014	1,4-DIOXANE	15	50	U	U	50	ug/L
HCB 2	4/27/2015	1,4-DIOXANE	7.6	80	U	U	80	ug/L
HCB 2	5/7/2014	2-HEXANONE	1.5	5	U	U	5	ug/L
HCB 2	4/27/2015	2-HEXANONE	0.22	5	U	U	5	ug/L
HCB 2	5/7/2014	ACETONE	1.5	5	U	U	5	ug/L
HCB 2	4/27/2015	ACETONE	0.34	2	U	U	2	ug/L
HCB 2	5/7/2014	BENZENE	0.3	1	U	U	1	ug/L
HCB 2	4/27/2015	BENZENE	0.06	1	U	U	1	ug/L
HCB 2	5/7/2014	BROMOCHLOROMETHANE	0.3	1	U	U	1	ug/L
HCB 2	4/27/2015	BROMOCHLOROMETHANE	0.13	1	U	U	1	ug/L
HCB 2	5/7/2014	BROMODICHLOROMETHANE	0.3	1	U	U	1	ug/L
HCB 2	4/27/2015	BROMODICHLOROMETHANE	0.09	1	U	U	1	ug/L
HCB 2	5/7/2014	BROMOFORM (TRIBROMOMETHANE)	0.3	1	U	U	1	ug/L
HCB 2	4/27/2015	BROMOFORM (TRIBROMOMETHANE)	0.17	1	U	U	1	ug/L
HCB 2	5/7/2014	BROMOMETHANE (METHYL BROMIDE)	0.3	1	U	U	1	ug/L
HCB 2	4/27/2015	BROMOMETHANE (METHYL BROMIDE)	0.25	2	U	U	2	ug/L
HCB 2	7/17/2002	CADMIUM	0.4	12	U		12	ug/L
HCB 2	1/16/2003	CADMIUM	1.1	12	U		12	ug/L
HCB 2	8/28/2003	CADMIUM	1.1	12	U		12	ug/L
HCB 2	3/16/2004	CADMIUM	0.04	1			1.44	ug/L
HCB 2	3/16/2004	CADMIUM	0.04	1			1.42	ug/L
HCB 2	9/28/2004	CADMIUM	0.04	1	J		0.987	ug/L
HCB 2	3/29/2005	CADMIUM	0.1	1			1	ug/L
HCB 2	9/28/2005	CADMIUM	0.0672	0.5	J	J	0.44	ug/L
HCB 2	4/10/2006	CADMIUM	0.057	0.5	J	J	0.47	ug/L
HCB 2	5/16/2007	CADMIUM	0.057	0.5	J	J	0.41	ug/L
HCB 2	5/5/2008	CADMIUM	0.1	1	J	J	0.569	ug/L
HCB 2	5/5/2008	CADMIUM	0.1	1	J	J	0.504	ug/L
HCB 2	5/7/2009	CADMIUM	1	10	U	U	10	ug/L
HCB 2	5/18/2010	CADMIUM	0.2	2	J	J	0.705	ug/L
HCB 2	5/18/2010	CADMIUM	0.2	2	J	J	0.621	ug/L
HCB 2	5/9/2011	CADMIUM	0.2	2	J	J	0.455	ug/L
HCB 2	5/7/2012	CADMIUM	0.2	2	J	J	0.852	ug/L
HCB 2	5/8/2013	CADMIUM	0.2	2	J		0.232	ug/L
HCB 2	5/8/2013	CADMIUM	0.2	2	J		0.227	ug/L
HCB 2	5/7/2014	CADMIUM	0.1	1	J	J	0.365	ug/L
HCB 2	4/27/2015	CADMIUM	0.1	1	J	J	0.207	ug/L
HCB 2	5/7/2014	CARBON DISULFIDE	1.5	5	U	U	5	ug/L
HCB 2	4/27/2015	CARBON DISULFIDE	0.05	1	U	U	1	ug/L
HCB 2	7/17/2002	CARBON TETRACHLORIDE	0.24	1	U		1	ug/L
HCB 2	1/16/2003	CARBON TETRACHLORIDE	0.24	1	U		1	ug/L
HCB 2	8/28/2003	CARBON TETRACHLORIDE	0.11	1	U		1	ug/L
HCB 2	3/16/2004	CARBON TETRACHLORIDE	0.29	1	U	UJ	1	ug/L
HCB 2	3/16/2004	CARBON TETRACHLORIDE	0.29	1	U	UJ	1	ug/L
HCB 2	9/28/2004	CARBON TETRACHLORIDE	0.29	1	U		1	ug/L
HCB 2	3/29/2005	CARBON TETRACHLORIDE	0.29	1	U	U	1	ug/L
HCB 2	9/28/2005	CARBON TETRACHLORIDE	0.09	0.5	U	U	0.5	ug/L
HCB 2	4/10/2006	CARBON TETRACHLORIDE	0.15	0.5	U	U	0.5	ug/L
HCB 2	5/16/2007	CARBON TETRACHLORIDE	0.4	2	U	U	2	ug/L
HCB 2	5/5/2008	CARBON TETRACHLORIDE	1.04	2	U	U	2	ug/L
HCB 2	5/5/2008	CARBON TETRACHLORIDE	1.04	2	U	U	2	ug/L
HCB 2	5/7/2009	CARBON TETRACHLORIDE	0.26	1	U	U	1	ug/L
HCB 2	5/18/2010	CARBON TETRACHLORIDE	1.04	2	U	U	2	ug/L
HCB 2	5/18/2010	CARBON TETRACHLORIDE	1.04	2	U	U	2	ug/L
HCB 2	5/9/2011	CARBON TETRACHLORIDE	0.13	2	U	U	2	ug/L
HCB 2	5/7/2012	CARBON TETRACHLORIDE	0.13	2	U	U	2	ug/L
HCB 2	5/8/2013	CARBON TETRACHLORIDE	0.13	2	U		2	ug/L
HCB 2	5/8/2013	CARBON TETRACHLORIDE	0.13	2	U		2	ug/L
HCB 2	5/7/2014	CARBON TETRACHLORIDE	0.3	1	U	U	1	ug/L
HCB 2	4/27/2015	CARBON TETRACHLORIDE	0.13	1	U	U	1	ug/L
HCB 2	5/7/2014	CHLOROBENZENE	0.3	1	U	U	1	ug/L
HCB 2	4/27/2015	CHLOROBENZENE	0.15	1	U	U	1	ug/L
HCB 2	5/7/2014	CHLOROETHANE (ETHYL CHLORIDE)	0.3	1	U	U	1	ug/L
HCB 2	4/27/2015	CHLOROETHANE (ETHYL CHLORIDE)	0.1	2	U	U	2	ug/L
HCB 2	5/7/2014	CHLOROETHENE (VINYL CHLORIDE)	0.3	1	U	U	1	ug/L
HCB 2	4/27/2015	CHLOROETHENE (VINYL CHLORIDE)	0.08	2	U	U	2	ug/L
HCB 2	5/7/2014	CHLOROFORM	0.3	1	U	U	1	ug/L
HCB 2	4/27/2015	CHLOROFORM	0.1	1	U	U	1	ug/L
HCB 2	5/7/2014	CHLOROMETHANE (METHYL CHLORIDE)	0.3	1	U	U	1	ug/L
HCB 2	4/27/2015	CHLOROMETHANE (METHYL CHLORIDE)	0.08	2	U	U	2	ug/L
HCB 2	5/7/2014	CIS-1,2-DICHLOROETHYLENE	0.3	1	U	U	1	ug/L

Bold indicates concentration exceeds the MCL or USEPA Regional Screening Levels, http://epa.gov/reg3hwm/risk/human/rb-concentration_table/index.htm. (May 2014 RSL Table)

Station	Date	Analyte	MDL	PQL	Lab Qual	EPA Qual	Result	Units
HCB 2	4/27/2015	CIS-1,2-DICHLOROETHYLENE	0.09	1	U	U	1	ug/L
HCB 2	5/7/2014	CIS-1,3-DICHLOROPROPENE	0.3	1	U	U	1	ug/L
HCB 2	4/27/2015	CIS-1,3-DICHLOROPROPENE	0.07	1	U	U	1	ug/L
HCB 2	5/7/2014	CUMENE (ISOPROPYLBENZENE)	0.3	1	U	U	1	ug/L
HCB 2	4/27/2015	CUMENE (ISOPROPYLBENZENE)	0.08	1	U	U	1	ug/L
HCB 2	5/7/2014	CYCLOHEXANE	0.3	1	U	U	1	ug/L
HCB 2	4/27/2015	CYCLOHEXANE	0.07	1	U	U	1	ug/L
HCB 2	5/7/2014	DIBROMOCHLOROMETHANE	0.3	1	U	U	1	ug/L
HCB 2	4/27/2015	DIBROMOCHLOROMETHANE	0.13	1	U	U	1	ug/L
HCB 2	5/7/2014	DICHLORODIFLUOROMETHANE	0.3	1	U	U	1	ug/L
HCB 2	4/27/2015	DICHLORODIFLUOROMETHANE	0.08	2	U	U	2	ug/L
HCB 2	5/7/2014	DICHLOROMETHANE (METHYLENE CHLORIDE)	1	5	U	U	5	ug/L
HCB 2	4/27/2015	DICHLOROMETHANE (METHYLENE CHLORIDE)	0.27	1	U	U	1	ug/L
HCB 2	5/7/2014	ETHYLBENZENE	0.3	1	U	U	1	ug/L
HCB 2	4/27/2015	ETHYLBENZENE	0.09	1	U	U	1	ug/L
HCB 2	5/16/2007	GROSS ALPHA	2.77	17.2			25.5	pCi/L
HCB 2	5/5/2008	GROSS ALPHA	2.92	9.8	J	J	5.43	pCi/L
HCB 2	5/5/2008	GROSS ALPHA	2.95	8.31	J	J	3.01	pCi/L
HCB 2	5/7/2009	GROSS ALPHA	2.66	14.1			16.1	pCi/L
HCB 2	5/8/2013	GROSS ALPHA	2.62	10.2	J		7.15	pCi/L
HCB 2	5/8/2013	GROSS ALPHA	2.61	8.85	J		4.78	pCi/L
HCB 2	5/7/2014	GROSS ALPHA	2.3	12.5			15.6	pCi/L
HCB 2	4/27/2015	GROSS ALPHA	2.18	4.55	U	U	0.557	pCi/L
HCB 2	7/17/2002	LEAD	0.9	8			11.9	ug/L
HCB 2	1/16/2003	LEAD	2.2	8	J		4.94	ug/L
HCB 2	8/28/2003	LEAD	2.2	8	J		4.47	ug/L
HCB 2	3/16/2004	LEAD	0.05	2			4.9	ug/L
HCB 2	3/16/2004	LEAD	0.05	2			4.74	ug/L
HCB 2	9/28/2004	LEAD	0.05	2			4.69	ug/L
HCB 2	3/29/2005	LEAD	0.5	2			5.12	ug/L
HCB 2	9/28/2005	LEAD	0.565	3			4.4	ug/L
HCB 2	4/10/2006	LEAD	0.49	3			3.8	ug/L
HCB 2	5/16/2007	LEAD	0.49	3			3.6	ug/L
HCB 2	5/5/2008	LEAD	0.1	1			3.12	ug/L
HCB 2	5/5/2008	LEAD	0.1	1			2.95	ug/L
HCB 2	5/7/2009	LEAD	2	20	J	J	4.87	ug/L
HCB 2	5/18/2010	LEAD	0.4	4	J	J	2.83	ug/L
HCB 2	5/18/2010	LEAD	0.4	4	J	J	2.8	ug/L
HCB 2	5/9/2011	LEAD	1	10	J	J	2.5	ug/L
HCB 2	5/7/2012	LEAD	1	10	J	J	7.94	ug/L
HCB 2	5/8/2013	LEAD	1	10	J		2.13	ug/L
HCB 2	5/8/2013	LEAD	1	10	J		1.57	ug/L
HCB 2	5/7/2014	LEAD	0.5	5	J	J	1.06	ug/L
HCB 2	4/27/2015	LEAD	0.5	5	J	J	1.37	ug/L
HCB 2	5/7/2014	M,P-XYLENE	0.3	2	U	U	2	ug/L
HCB 2	4/27/2015	M,P-XYLENE	0.14	2	U	U	2	ug/L
HCB 2	5/7/2014	METHYL ACETATE	1.5	5	U	U	5	ug/L
HCB 2	4/27/2015	METHYL ACETATE	0.37	25	U	U	25	ug/L
HCB 2	5/7/2014	METHYL ETHYL KETONE	1.5	5	U	U	5	ug/L
HCB 2	4/27/2015	METHYL ETHYL KETONE	0.52	5	U	U	5	ug/L
HCB 2	5/7/2014	METHYL ISOBUTYL KETONE	1.5	5	U	U	5	ug/L
HCB 2	4/27/2015	METHYL ISOBUTYL KETONE	0.12	5	U	U	5	ug/L
HCB 2	5/7/2014	METHYL TERTIARY BUTYL ETHER (MTBE)	0.3	1	U	U	1	ug/L
HCB 2	4/27/2015	METHYL TERTIARY BUTYL ETHER (MTBE)	0.11	2	U	U	2	ug/L
HCB 2	5/7/2014	METHYLCYCLOHEXANE	0.3	1	U	U	1	ug/L
HCB 2	4/27/2015	METHYLCYCLOHEXANE	0.1	4	U	U	4	ug/L
HCB 2	7/17/2002	NONVOLATILE BETA	12.8	21.02	U		11.7	pCi/L
HCB 2	1/16/2003	NONVOLATILE BETA	8.83	14.19	U		4.91	pCi/L
HCB 2	8/28/2003	NONVOLATILE BETA			J		4.77	pCi/L
HCB 2	3/16/2004	NONVOLATILE BETA	1.13	2.532			4.08	pCi/L
HCB 2	3/16/2004	NONVOLATILE BETA	0.999	2.271			3.86	pCi/L
HCB 2	9/28/2004	NONVOLATILE BETA	9.25	24.2	J		19.5	pCi/L
HCB 2	3/29/2005	NONVOLATILE BETA	10.1	23.8	U	U	9.34	pCi/L
HCB 2	9/28/2005	NONVOLATILE BETA	5.16	13.3	J	J	8.76	pCi/L
HCB 2	4/10/2006	NONVOLATILE BETA	1.1	2.62			3.9	pCi/L
HCB 2	5/16/2007	NONVOLATILE BETA	6.39	16.8	J	J	12.6	pCi/L
HCB 2	5/5/2008	NONVOLATILE BETA	4.73	11.1	U	U	3.32	pCi/L
HCB 2	5/5/2008	NONVOLATILE BETA	4.97	11.3	U	U	2.55	pCi/L
HCB 2	5/7/2009	NONVOLATILE BETA	5.66	13.1	U	U	3.61	pCi/L
HCB 2	5/18/2010	NONVOLATILE BETA	5.23	12.7	J	J	5.91	pCi/L
HCB 2	5/9/2011	NONVOLATILE BETA	5.63	13.8	J	J	6.9	pCi/L

Bold indicates concentration exceeds the MCL or USEPA Regional Screening Levels, http://epa.gov/reg3hwm/risk/human/rb-concentration_table/index.htm. (May 2014 RSL Table)

Station	Date	Analyte	MDL	PQL	Lab Qual	EPA Qual	Result	Units
HCB 2	5/7/2012	NONVOLATILE BETA	6.78	16	J	J	6.91	pCi/L
HCB 2	5/8/2013	NONVOLATILE BETA	4.83	12.8	J		8.97	pCi/L
HCB 2	5/8/2013	NONVOLATILE BETA	5.05	12.2	J		5.23	pCi/L
HCB 2	5/7/2014	NONVOLATILE BETA	5.85	14.3	J	J	7.76	pCi/L
HCB 2	4/27/2015	NONVOLATILE BETA	4.19	10.6	J	J	5.47	pCi/L
HCB 2	5/7/2014	O-XYLENE	0.3	1	U	U	1	ug/L
HCB 2	4/27/2015	O-XYLENE	0.06	1	U	U	1	ug/L
HCB 2	5/7/2014	STYRENE	0.3	1	U	U	1	ug/L
HCB 2	4/27/2015	STYRENE	0.07	1	U	U	1	ug/L
HCB 2	5/7/2014	TETRACHLOROETHYLENE (PCE)	0.3	1	U	U	1	ug/L
HCB 2	4/27/2015	TETRACHLOROETHYLENE (PCE)	0.18	1	U	U	1	ug/L
HCB 2	5/7/2014	TOLUENE	0.3	1	U	U	1	ug/L
HCB 2	4/27/2015	TOLUENE	0.07	1		U	1.7	ug/L
HCB 2	5/7/2014	TRANS-1,2-DICHLOROETHYLENE	0.3	1	U	U	1	ug/L
HCB 2	4/27/2015	TRANS-1,2-DICHLOROETHYLENE	0.08	1	U	U	1	ug/L
HCB 2	5/7/2014	TRANS-1,3-DICHLOROPROPENE	0.3	1	U	U	1	ug/L
HCB 2	4/27/2015	TRANS-1,3-DICHLOROPROPENE	0.08	1	U	U	1	ug/L
HCB 2	7/17/2002	TRICHLOROETHYLENE (TCE)	0.28	1	U		1	ug/L
HCB 2	1/16/2003	TRICHLOROETHYLENE (TCE)	0.28	1	U		1	ug/L
HCB 2	8/28/2003	TRICHLOROETHYLENE (TCE)	0.16	1	U		1	ug/L
HCB 2	3/16/2004	TRICHLOROETHYLENE (TCE)	0.36	1	U	UJ	1	ug/L
HCB 2	3/16/2004	TRICHLOROETHYLENE (TCE)	0.36	1	U	UJ	1	ug/L
HCB 2	9/28/2004	TRICHLOROETHYLENE (TCE)	0.36	1	U		1	ug/L
HCB 2	3/29/2005	TRICHLOROETHYLENE (TCE)	0.36	1	U	U	1	ug/L
HCB 2	9/28/2005	TRICHLOROETHYLENE (TCE)	0.13	0.5	U	U	0.5	ug/L
HCB 2	4/10/2006	TRICHLOROETHYLENE (TCE)	0.2	0.5	U	U	0.5	ug/L
HCB 2	5/16/2007	TRICHLOROETHYLENE (TCE)	0.2	2	U	U	2	ug/L
HCB 2	5/5/2008	TRICHLOROETHYLENE (TCE)	0.97	2	U	U	2	ug/L
HCB 2	5/5/2008	TRICHLOROETHYLENE (TCE)	0.97	2	U	U	2	ug/L
HCB 2	5/7/2009	TRICHLOROETHYLENE (TCE)	0.25	1	U	U	1	ug/L
HCB 2	5/18/2010	TRICHLOROETHYLENE (TCE)	0.97	2	U	U	2	ug/L
HCB 2	5/18/2010	TRICHLOROETHYLENE (TCE)	0.97	2	U	U	2	ug/L
HCB 2	5/9/2011	TRICHLOROETHYLENE (TCE)	0.1	2	U	U	2	ug/L
HCB 2	5/7/2012	TRICHLOROETHYLENE (TCE)	0.1	2	U	U	2	ug/L
HCB 2	5/8/2013	TRICHLOROETHYLENE (TCE)	0.1	2	U		2	ug/L
HCB 2	5/8/2013	TRICHLOROETHYLENE (TCE)	0.1	2	U		2	ug/L
HCB 2	5/7/2014	TRICHLOROETHYLENE (TCE)	0.3	1	U	U	1	ug/L
HCB 2	4/27/2015	TRICHLOROETHYLENE (TCE)	0.25	1	U	U	1	ug/L
HCB 2	5/7/2014	TRICHLOROFLUOROMETHANE	0.3	1	U	U	1	ug/L
HCB 2	4/27/2015	TRICHLOROFLUOROMETHANE	0.11	1	U	U	1	ug/L
HCB 2	7/17/2002	TRITIUM	0.556	1.838			8.64	pCi/mL
HCB 2	7/17/2002	TRITIUM	0.561	1.815			8.01	pCi/mL
HCB 2	1/16/2003	TRITIUM	0.584	1.874			8.17	pCi/mL
HCB 2	8/28/2003	TRITIUM			U		5.609	pCi/mL
HCB 2	3/16/2004	TRITIUM	0.372	1.23			7.74	pCi/mL
HCB 2	3/16/2004	TRITIUM	0.384	1.258			7.71	pCi/mL
HCB 2	9/28/2004	TRITIUM	0.907	2.41			6.01	pCi/mL
HCB 2	3/29/2005	TRITIUM	0.83	2.19			5.49	pCi/mL
HCB 2	9/28/2005	TRITIUM	0.841	2.23			5.56	pCi/mL
HCB 2	4/10/2006	TRITIUM	0.32	1.02			3.24	pCi/mL
HCB 2	5/16/2007	TRITIUM	0.612	1.63			3.68	pCi/mL
HCB 2	5/5/2008	TRITIUM	0.441	1.4			4.9	pCi/mL
HCB 2	5/5/2008	TRITIUM	0.443	1.37			4.42	pCi/mL
HCB 2	5/7/2009	TRITIUM	0.573	1.49			2.74	pCi/mL
HCB 2	5/18/2010	TRITIUM	0.438	1.52			6.87	pCi/mL
HCB 2	5/9/2011	TRITIUM	0.501	1.47			4.26	pCi/mL
HCB 2	5/7/2012	TRITIUM	0.537	1.42			3.26	pCi/mL
HCB 2	5/7/2012	TRITIUM	0.536	1.42			3.23	pCi/mL
HCB 2	5/8/2013	TRITIUM	0.538	1.5			3.38	pCi/mL
HCB 2	5/8/2013	TRITIUM	0.537	1.46			2.96	pCi/mL
HCB 2	5/7/2014	TRITIUM	0.378	2.21			23.1	pCi/mL
HCB 2	4/27/2015	TRITIUM	0.426	1.26			3.18	pCi/mL
HGW 1D	7/23/2002	1,1,1-TRICHLOROETHANE	0.21	1	U		1	ug/L
HGW 1D	7/23/2002	1,1,1-TRICHLOROETHANE	0.21	1	U		1	ug/L
HGW 1D	2/6/2003	1,1,1-TRICHLOROETHANE	0.09	1	U		1	ug/L
HGW 1D	8/20/2003	1,1,1-TRICHLOROETHANE	0.09	1	U		1	ug/L
HGW 1D	3/15/2004	1,1,1-TRICHLOROETHANE	0.34	1	U	UJ	1	ug/L
HGW 1D	9/22/2004	1,1,1-TRICHLOROETHANE	0.34	1	U		1	ug/L
HGW 1D	3/21/2005	1,1,1-TRICHLOROETHANE	0.34	1	U	U	1	ug/L
HGW 1D	9/21/2005	1,1,1-TRICHLOROETHANE	0.08	0.5	U	U	0.5	ug/L
HGW 1D	4/6/2006	1,1,1-TRICHLOROETHANE	0.15	0.5	U	U	0.5	ug/L

Bold indicates concentration exceeds the MCL or USEPA Regional Screening Levels, http://epa.gov/reg3hwm/risk/human/rb-concentration_table/index.htm. (May 2014 RSL Table)

Station	Date	Analyte	MDL	PQL	Lab Qual	EPA Qual	Result	Units
HGW 1D	5/16/2007	1,1,1-TRICHLOROETHANE	0.3	2	U	U	2	ug/L
HGW 1D	5/1/2008	1,1,1-TRICHLOROETHANE	0.79	2	U	U	2	ug/L
HGW 1D	5/6/2009	1,1,1-TRICHLOROETHANE	0.325	1	U	U	1	ug/L
HGW 1D	5/3/2010	1,1,1-TRICHLOROETHANE	0.79	2	U	U	2	ug/L
HGW 1D	5/4/2011	1,1,1-TRICHLOROETHANE	0.15	2	U	U	2	ug/L
HGW 1D	4/30/2012	1,1,1-TRICHLOROETHANE	0.15	2	U	U	2	ug/L
HGW 1D	5/7/2013	1,1,1-TRICHLOROETHANE	0.15	2	U	U	2	ug/L
HGW 1D	5/7/2014	1,1,1-TRICHLOROETHANE	0.3	1	U	U	1	ug/L
HGW 1D	5/7/2014	1,1,2,2-TETRACHLOROETHANE	0.3	1	U	U	1	ug/L
HGW 1D	5/7/2014	1,1,2-TRICHLORO-1,2,2-TRIFLUOROETHANE	2	5	U	U	5	ug/L
HGW 1D	5/7/2014	1,1,2-TRICHLOROETHANE	0.3	1	U	U	1	ug/L
HGW 1D	7/23/2002	1,1-DICHLOROETHANE	0.12	1	U	U	1	ug/L
HGW 1D	7/23/2002	1,1-DICHLOROETHANE	0.12	1	U	U	1	ug/L
HGW 1D	2/6/2003	1,1-DICHLOROETHANE	0.05	1	U	U	1	ug/L
HGW 1D	8/20/2003	1,1-DICHLOROETHANE	0.05	1	U	U	1	ug/L
HGW 1D	3/15/2004	1,1-DICHLOROETHANE	0.41	1	U	UJ	1	ug/L
HGW 1D	9/22/2004	1,1-DICHLOROETHANE	0.41	1	U	U	1	ug/L
HGW 1D	3/21/2005	1,1-DICHLOROETHANE	0.41	1	U	U	1	ug/L
HGW 1D	9/21/2005	1,1-DICHLOROETHANE	0.07	0.5	U	U	0.5	ug/L
HGW 1D	4/6/2006	1,1-DICHLOROETHANE	0.16	0.5	U	U	0.5	ug/L
HGW 1D	5/16/2007	1,1-DICHLOROETHANE	0.2	2	U	U	2	ug/L
HGW 1D	5/1/2008	1,1-DICHLOROETHANE	0.9	2	U	U	2	ug/L
HGW 1D	5/6/2009	1,1-DICHLOROETHANE	0.3	1	U	U	1	ug/L
HGW 1D	5/3/2010	1,1-DICHLOROETHANE	0.9	2	U	U	2	ug/L
HGW 1D	5/4/2011	1,1-DICHLOROETHANE	0.1	2	U	U	2	ug/L
HGW 1D	4/30/2012	1,1-DICHLOROETHANE	0.1	2	U	U	2	ug/L
HGW 1D	5/7/2013	1,1-DICHLOROETHANE	0.1	2	U	U	2	ug/L
HGW 1D	5/7/2014	1,1-DICHLOROETHANE	0.3	1	U	U	1	ug/L
HGW 1D	5/7/2014	1,1-DICHLOROETHYLENE	0.3	1	U	U	1	ug/L
HGW 1D	5/7/2014	1,2,3-TRICHLOROBENZENE	0.3	1	U	U	1	ug/L
HGW 1D	5/7/2014	1,2,4-TRICHLOROBENZENE	0.3	1	U	U	1	ug/L
HGW 1D	5/7/2014	1,2-DIBROMO-3-CHLOROPROPANE	0.5	1	U	U	1	ug/L
HGW 1D	5/7/2014	1,2-DIBROMOETHANE	0.3	1	U	U	1	ug/L
HGW 1D	5/7/2014	1,2-DICHLOROBENZENE	0.3	1	U	U	1	ug/L
HGW 1D	5/7/2014	1,2-DICHLOROETHANE (EDC)	0.3	1	U	U	1	ug/L
HGW 1D	5/7/2014	1,2-DICHLOROPROPANE	0.3	1	U	U	1	ug/L
HGW 1D	5/7/2014	1,3-DICHLOROBENZENE	0.3	1	U	U	1	ug/L
HGW 1D	5/7/2014	1,4-DICHLOROBENZENE	0.3	1	U	U	1	ug/L
HGW 1D	5/7/2014	1,4-DIOXANE	15	50	U	U	50	ug/L
HGW 1D	5/7/2014	2-HEXANONE	1.5	5	U	U	5	ug/L
HGW 1D	5/7/2014	ACETONE	1.5	5	U	U	5	ug/L
HGW 1D	5/7/2014	BENZENE	0.3	1	U	U	1	ug/L
HGW 1D	5/7/2014	BROMOCHLOROMETHANE	0.3	1	U	U	1	ug/L
HGW 1D	5/7/2014	BROMODICHLOROMETHANE	0.3	1	U	U	1	ug/L
HGW 1D	5/7/2014	BROMOFORM (TRIBROMOMETHANE)	0.3	1	U	U	1	ug/L
HGW 1D	5/7/2014	BROMOMETHANE (METHYL BROMIDE)	0.3	1	U	U	1	ug/L
HGW 1D	7/23/2002	CADMIUM	0.4	12	U	U	12	ug/L
HGW 1D	7/23/2002	CADMIUM	0.4	12	U	U	12	ug/L
HGW 1D	2/6/2003	CADMIUM	1.1	12	U	U	12	ug/L
HGW 1D	8/20/2003	CADMIUM	1.1	12	U	U	12	ug/L
HGW 1D	3/15/2004	CADMIUM	0.04	1	J	J	0.046	ug/L
HGW 1D	9/22/2004	CADMIUM	0.04	1	J	U	0.109	ug/L
HGW 1D	3/21/2005	CADMIUM	0.1	1	U	U	1	ug/L
HGW 1D	9/21/2005	CADMIUM	0.0672	0.5	U	U	0.5	ug/L
HGW 1D	4/6/2006	CADMIUM	0.0574	0.5	U	U	0.5	ug/L
HGW 1D	5/16/2007	CADMIUM	0.057	0.5	U	U	0.5	ug/L
HGW 1D	5/1/2008	CADMIUM	0.1	1	U	U	1	ug/L
HGW 1D	5/6/2009	CADMIUM	1	10	U	U	10	ug/L
HGW 1D	5/3/2010	CADMIUM	0.2	2	U	U	2	ug/L
HGW 1D	5/4/2011	CADMIUM	0.2	2	U	U	2	ug/L
HGW 1D	4/30/2012	CADMIUM	0.2	2	U	U	2	ug/L
HGW 1D	5/7/2013	CADMIUM	0.2	2	U	U	2	ug/L
HGW 1D	5/7/2014	CADMIUM	0.1	1	J	J	0.177	ug/L
HGW 1D	5/7/2014	CARBON DISULFIDE	1.5	5	U	U	5	ug/L
HGW 1D	7/23/2002	CARBON TETRACHLORIDE	0.24	1	U	U	1	ug/L
HGW 1D	7/23/2002	CARBON TETRACHLORIDE	0.24	1	U	U	1	ug/L
HGW 1D	2/6/2003	CARBON TETRACHLORIDE	0.11	1	U	U	1	ug/L
HGW 1D	8/20/2003	CARBON TETRACHLORIDE	0.11	1	U	U	1	ug/L
HGW 1D	3/15/2004	CARBON TETRACHLORIDE	0.29	1	U	UJ	1	ug/L
HGW 1D	9/22/2004	CARBON TETRACHLORIDE	0.29	1	U	U	1	ug/L
HGW 1D	3/21/2005	CARBON TETRACHLORIDE	0.29	1	U	U	1	ug/L

Bold indicates concentration exceeds the MCL or USEPA Regional Screening Levels, http://epa.gov/reg3hwm/risk/human/rb-concentration_table/index.htm. (May 2014 RSL Table)

Station	Date	Analyte	MDL	PQL	Lab Qual	EPA Qual	Result	Units
HGW 1D	9/21/2005	CARBON TETRACHLORIDE	0.09	0.5	U	U	0.5	ug/L
HGW 1D	4/6/2006	CARBON TETRACHLORIDE	0.15	0.5	U	U	0.5	ug/L
HGW 1D	5/16/2007	CARBON TETRACHLORIDE	0.4	2	U	U	2	ug/L
HGW 1D	5/1/2008	CARBON TETRACHLORIDE	1.04	2	U	U	2	ug/L
HGW 1D	5/6/2009	CARBON TETRACHLORIDE	0.26	1	U	U	1	ug/L
HGW 1D	5/3/2010	CARBON TETRACHLORIDE	1.04	2	U	U	2	ug/L
HGW 1D	5/4/2011	CARBON TETRACHLORIDE	0.13	2	U	U	2	ug/L
HGW 1D	4/30/2012	CARBON TETRACHLORIDE	0.13	2	U	U	2	ug/L
HGW 1D	5/7/2013	CARBON TETRACHLORIDE	0.13	2	U		2	ug/L
HGW 1D	5/7/2014	CARBON TETRACHLORIDE	0.3	1	U	U	1	ug/L
HGW 1D	5/7/2014	CHLOROETHANE	0.3	1	U	U	1	ug/L
HGW 1D	5/7/2014	CHLOROETHANE (ETHYL CHLORIDE)	0.3	1	U	U	1	ug/L
HGW 1D	5/7/2014	CHLOROETHENE (VINYL CHLORIDE)	0.3	1	U	U	1	ug/L
HGW 1D	5/7/2014	CHLOROFORM	0.3	1	U	U	1	ug/L
HGW 1D	5/7/2014	CHLOROMETHANE (METHYL CHLORIDE)	0.3	1	U	U	0.34	ug/L
HGW 1D	5/7/2014	CIS-1,2-DICHLOROETHYLENE	0.3	1	U	U	1	ug/L
HGW 1D	5/7/2014	CIS-1,3-DICHLOROPROPENE	0.3	1	U	U	1	ug/L
HGW 1D	5/7/2014	CUMENE (ISOPROPYLBENZENE)	0.3	1	U	U	1	ug/L
HGW 1D	5/7/2014	CYCLOHEXANE	0.3	1	U	U	1	ug/L
HGW 1D	5/7/2014	DIBROMOCHLOROMETHANE	0.3	1	U	U	1	ug/L
HGW 1D	5/7/2014	DICHLORODIFLUOROMETHANE	0.3	1	U	U	1	ug/L
HGW 1D	5/7/2014	DICHLOROMETHANE (METHYLENE CHLORIDE)	1	5	U	U	5	ug/L
HGW 1D	5/7/2014	ETHYLBENZENE	0.3	1	U	U	1	ug/L
HGW 1D	7/23/2002	GROSS ALPHA	9.31	13.55	U		1.89	pCi/L
HGW 1D	4/6/2006	GROSS ALPHA	0.42	1.34		J	2.2	pCi/L
HGW 1D	5/16/2007	GROSS ALPHA	2.5	10	J	J	7.34	pCi/L
HGW 1D	5/1/2008	GROSS ALPHA	2.67	8.14	J	J	3.62	pCi/L
HGW 1D	5/6/2009	GROSS ALPHA	2.46	10.9	J	J	9.37	pCi/L
HGW 1D	5/7/2013	GROSS ALPHA	2.5	10.7	J		9.06	pCi/L
HGW 1D	5/7/2013	GROSS ALPHA	2.51	10.4	J		8.19	pCi/L
HGW 1D	5/7/2014	GROSS ALPHA	2.19	9.69	J	J	8.63	pCi/L
HGW 1D	7/23/2002	LEAD	0.9	8	U		8	ug/L
HGW 1D	7/23/2002	LEAD	0.9	8	U		8	ug/L
HGW 1D	2/6/2003	LEAD	2.2	8	U		8	ug/L
HGW 1D	8/20/2003	LEAD	2.2	8	U		8	ug/L
HGW 1D	3/15/2004	LEAD	0.05	2			2.36	ug/L
HGW 1D	9/22/2004	LEAD	0.05	2			2.73	ug/L
HGW 1D	3/21/2005	LEAD	0.5	2	J	J	1.75	ug/L
HGW 1D	9/21/2005	LEAD	0.565	3	J	J	0.7	ug/L
HGW 1D	4/6/2006	LEAD	0.492	3	J	J	0.5	ug/L
HGW 1D	5/16/2007	LEAD	0.49	3	J	J	0.99	ug/L
HGW 1D	5/1/2008	LEAD	0.1	1	J	J	0.226	ug/L
HGW 1D	5/6/2009	LEAD	2	20	U	U	20	ug/L
HGW 1D	5/3/2010	LEAD	0.4	4	J	J	0.941	ug/L
HGW 1D	5/4/2011	LEAD	1	10	U	U	10	ug/L
HGW 1D	4/30/2012	LEAD	1	10	J	J	5.35	ug/L
HGW 1D	5/7/2013	LEAD	1	10	U		10	ug/L
HGW 1D	5/7/2014	LEAD	0.5	5	J	J	0.75	ug/L
HGW 1D	5/7/2014	M,P-XYLENE	0.3	2	U	U	2	ug/L
HGW 1D	5/7/2014	METHYL ACETATE	1.5	5	U	U	5	ug/L
HGW 1D	5/7/2014	METHYL ETHYL KETONE	1.5	5	U	U	5	ug/L
HGW 1D	5/7/2014	METHYL ISOBUTYL KETONE	1.5	5	U	U	5	ug/L
HGW 1D	5/7/2014	METHYL TERTIARY BUTYL ETHER (MTBE)	0.3	1	U	U	1	ug/L
HGW 1D	5/7/2014	METHYLCYCLOHEXANE	0.3	1	U	U	1	ug/L
HGW 1D	7/23/2002	NONVOLATILE BETA	9.42	13.68			-1.06	pCi/L
HGW 1D	2/6/2003	NONVOLATILE BETA	8.99	17.27	U		0.248	pCi/L
HGW 1D	8/20/2003	NONVOLATILE BETA			U		1.71	pCi/L
HGW 1D	8/20/2003	NONVOLATILE BETA			U		1.26	pCi/L
HGW 1D	3/15/2004	NONVOLATILE BETA	0.573	1.411			2.58	pCi/L
HGW 1D	9/22/2004	NONVOLATILE BETA	8.48	18.8	U		2.84	pCi/L
HGW 1D	3/21/2005	NONVOLATILE BETA	8.26	19.2	U	U	6.72	pCi/L
HGW 1D	9/21/2005	NONVOLATILE BETA	4.22	9.94	U	U	2.76	pCi/L
HGW 1D	4/6/2006	NONVOLATILE BETA	1.1	2.5		J	2.62	pCi/L
HGW 1D	5/16/2007	NONVOLATILE BETA	5.03	12	U	U	3	pCi/L
HGW 1D	5/1/2008	NONVOLATILE BETA	4.81	11.1	U	U	3.07	pCi/L
HGW 1D	5/6/2009	NONVOLATILE BETA	5.17	11.6	U	U	1.88	pCi/L
HGW 1D	5/3/2010	NONVOLATILE BETA	4.53	11	U	U	4.48	pCi/L
HGW 1D	5/4/2011	NONVOLATILE BETA	4.76	11.3	U	U	3.88	pCi/L
HGW 1D	4/30/2012	NONVOLATILE BETA	4.78	10.7	U	U	1.85	pCi/L
HGW 1D	5/7/2013	NONVOLATILE BETA	5.27	12.5	U		4.66	pCi/L
HGW 1D	5/7/2013	NONVOLATILE BETA	5.18	11.9	U		3.14	pCi/L

Bold indicates concentration exceeds the MCL or USEPA Regional Screening Levels, http://epa.gov/reg3hwmd/risk/human/rb-concentration_table/index.htm. (May 2014 RSL Table)

Station	Date	Analyte	MDL	PQL	Lab Qual	EPA Qual	Result	Units
HGW 1D	5/7/2014	NONVOLATILE BETA	5.2	12.7	J	J	6.05	pCi/L
HGW 1D	5/7/2014	O-XYLENE	0.3	1	U	U	1	ug/L
HGW 1D	5/7/2014	STYRENE	0.3	1	U	U	1	ug/L
HGW 1D	5/7/2014	TETRACHLOROETHYLENE (PCE)	0.3	1	U	U	1	ug/L
HGW 1D	5/7/2014	TOLUENE	0.3	1	U	U	1	ug/L
HGW 1D	5/7/2014	TRANS-1,2-DICHLOROETHYLENE	0.3	1	U	U	1	ug/L
HGW 1D	5/7/2014	TRANS-1,3-DICHLOROPROPENE	0.3	1	U	U	1	ug/L
HGW 1D	7/23/2002	TRICHLOROETHYLENE (TCE)	0.28	1	U		1	ug/L
HGW 1D	7/23/2002	TRICHLOROETHYLENE (TCE)	0.28	1	U		1	ug/L
HGW 1D	2/6/2003	TRICHLOROETHYLENE (TCE)	0.16	1	U		1	ug/L
HGW 1D	8/20/2003	TRICHLOROETHYLENE (TCE)	0.16	1	U		1	ug/L
HGW 1D	3/15/2004	TRICHLOROETHYLENE (TCE)	0.36	1	U	UJ	1	ug/L
HGW 1D	9/22/2004	TRICHLOROETHYLENE (TCE)	0.36	1	U		1	ug/L
HGW 1D	3/21/2005	TRICHLOROETHYLENE (TCE)	0.36	1	U	U	1	ug/L
HGW 1D	9/21/2005	TRICHLOROETHYLENE (TCE)	0.13	0.5	U	U	0.5	ug/L
HGW 1D	4/6/2006	TRICHLOROETHYLENE (TCE)	0.2	0.5	U	U	0.5	ug/L
HGW 1D	5/16/2007	TRICHLOROETHYLENE (TCE)	0.2	2	U	U	2	ug/L
HGW 1D	5/1/2008	TRICHLOROETHYLENE (TCE)	0.97	2	U	U	2	ug/L
HGW 1D	5/6/2009	TRICHLOROETHYLENE (TCE)	0.25	1	U	U	1	ug/L
HGW 1D	5/3/2010	TRICHLOROETHYLENE (TCE)	0.97	2	U	U	2	ug/L
HGW 1D	5/4/2011	TRICHLOROETHYLENE (TCE)	0.1	2	U	U	2	ug/L
HGW 1D	4/30/2012	TRICHLOROETHYLENE (TCE)	0.1	2	U	U	2	ug/L
HGW 1D	5/7/2013	TRICHLOROETHYLENE (TCE)	0.1	2	U		2	ug/L
HGW 1D	5/7/2014	TRICHLOROETHYLENE (TCE)	0.3	1	U	U	1	ug/L
HGW 1D	5/7/2014	TRICHLOROFLUOROMETHANE	0.3	1	U	U	1	ug/L
HGW 1D	7/23/2002	TRITIUM	0.596	2.936			33.3	pCi/mL
HGW 1D	2/6/2003	TRITIUM	0.563	2.683			28.3	pCi/mL
HGW 1D	8/20/2003	TRITIUM					27.829	pCi/mL
HGW 1D	3/15/2004	TRITIUM	0.373	1.833			27.1	pCi/mL
HGW 1D	9/22/2004	TRITIUM	0.879	3.27			28.2	pCi/mL
HGW 1D	3/21/2005	TRITIUM	0.929	3.39			26.4	pCi/mL
HGW 1D	9/21/2005	TRITIUM	0.873	3.27			25.6	pCi/mL
HGW 1D	4/6/2006	TRITIUM	0.21	2.11			22	pCi/mL
HGW 1D	5/16/2007	TRITIUM	0.54	2.23			17.4	pCi/mL
HGW 1D	5/1/2008	TRITIUM	0.433	2.03			17.6	pCi/mL
HGW 1D	5/6/2009	TRITIUM	0.567	2.22			15.7	pCi/mL
HGW 1D	5/6/2009	TRITIUM	0.566	2.21			15.6	pCi/mL
HGW 1D	5/3/2010	TRITIUM	0.459	1.98			15	pCi/mL
HGW 1D	5/4/2011	TRITIUM	0.588	2.2			14	pCi/mL
HGW 1D	4/30/2012	TRITIUM	0.48	1.93			12.4	pCi/mL
HGW 1D	5/7/2013	TRITIUM	0.395	1.77	J		11.8	pCi/mL
HGW 1D	5/7/2014	TRITIUM	0.38	1.7			11.4	pCi/mL
HGW 2D	7/25/2002	1,1,1-TRICHLOROETHANE	0.21	1	U		1	ug/L
HGW 2D	7/25/2002	1,1,1-TRICHLOROETHANE	0.21	1	U		1	ug/L
HGW 2D	7/25/2002	1,1,1-TRICHLOROETHANE	0.21	1	U	UJ	1	ug/L
HGW 2D	2/6/2003	1,1,1-TRICHLOROETHANE	0.09	1	U		1	ug/L
HGW 2D	8/18/2003	1,1,1-TRICHLOROETHANE	0.09	1	U		1	ug/L
HGW 2D	3/17/2004	1,1,1-TRICHLOROETHANE	0.34	1	U	UJ	1	ug/L
HGW 2D	3/17/2004	1,1,1-TRICHLOROETHANE	0.34	1	U	UJ	1	ug/L
HGW 2D	9/23/2004	1,1,1-TRICHLOROETHANE	0.34	1	U		1	ug/L
HGW 2D	3/23/2005	1,1,1-TRICHLOROETHANE	0.34	1	U	U	1	ug/L
HGW 2D	9/23/2005	1,1,1-TRICHLOROETHANE	0.08	0.5	U	U	0.5	ug/L
HGW 2D	4/10/2006	1,1,1-TRICHLOROETHANE	0.15	0.5	U	U	0.5	ug/L
HGW 2D	5/16/2007	1,1,1-TRICHLOROETHANE	0.3	2	U	U	2	ug/L
HGW 2D	5/1/2008	1,1,1-TRICHLOROETHANE	0.79	2	U	U	2	ug/L
HGW 2D	5/6/2009	1,1,1-TRICHLOROETHANE	0.325	1	U	U	1	ug/L
HGW 2D	5/6/2009	1,1,1-TRICHLOROETHANE	0.325	1	U	U	1	ug/L
HGW 2D	5/3/2010	1,1,1-TRICHLOROETHANE	0.79	2	U	U	2	ug/L
HGW 2D	5/4/2011	1,1,1-TRICHLOROETHANE	0.15	2	U	U	2	ug/L
HGW 2D	5/4/2011	1,1,1-TRICHLOROETHANE	0.15	2	U	U	2	ug/L
HGW 2D	4/30/2012	1,1,1-TRICHLOROETHANE	0.15	2	U	U	2	ug/L
HGW 2D	5/7/2013	1,1,1-TRICHLOROETHANE	0.15	2	U		2	ug/L
HGW 2D	5/7/2014	1,1,1-TRICHLOROETHANE	0.3	1	U	U	1	ug/L
HGW 2D	4/22/2015	1,1,1-TRICHLOROETHANE	0.07	1	U	U	1	ug/L
HGW 2D	5/7/2014	1,1,1,2,2-TETRACHLOROETHANE	0.3	1	U	U	1	ug/L
HGW 2D	4/22/2015	1,1,2,2-TETRACHLOROETHANE	0.1	1	U	U	1	ug/L
HGW 2D	5/7/2014	1,1,2-TRICHLORO-1,2,2-TRIFLUOROETHANE	2	5			29.4	ug/L
HGW 2D	4/22/2015	1,1,2-TRICHLORO-1,2,2-TRIFLUOROETHANE	0.1	1			21	ug/L
HGW 2D	5/7/2014	1,1,2-TRICHLOROETHANE	0.3	1	U	U	1	ug/L
HGW 2D	4/22/2015	1,1,2-TRICHLOROETHANE	0.15	1	U	U	1	ug/L
HGW 2D	7/25/2002	1,1-DICHLOROETHANE	0.12	1	U		1	ug/L

Bold indicates concentration exceeds the MCL or USEPA Regional Screening Levels, http://epa.gov/reg3hwm/risk/human/rb-concentration_table/index.htm. (May 2014 RSL Table)

Station	Date	Analyte	MDL	PQL	Lab Qual	EPA Qual	Result	Units
HGW 2D	7/25/2002	1,1-DICHLOROETHANE	0.12	1	U		1	ug/L
HGW 2D	7/25/2002	1,1-DICHLOROETHANE	0.12	1	U	UJ	1	ug/L
HGW 2D	2/6/2003	1,1-DICHLOROETHANE	0.05	1	U		1	ug/L
HGW 2D	8/18/2003	1,1-DICHLOROETHANE	0.05	1	U		1	ug/L
HGW 2D	3/17/2004	1,1-DICHLOROETHANE	0.41	1	U	UJ	1	ug/L
HGW 2D	3/17/2004	1,1-DICHLOROETHANE	0.41	1	U	UJ	1	ug/L
HGW 2D	9/23/2004	1,1-DICHLOROETHANE	0.41	1	U		1	ug/L
HGW 2D	3/23/2005	1,1-DICHLOROETHANE	0.41	1	U	U	1	ug/L
HGW 2D	9/23/2005	1,1-DICHLOROETHANE	0.07	0.5	U	U	0.5	ug/L
HGW 2D	4/10/2006	1,1-DICHLOROETHANE	0.16	0.5	U	U	0.5	ug/L
HGW 2D	5/16/2007	1,1-DICHLOROETHANE	0.2	2	U	U	2	ug/L
HGW 2D	5/1/2008	1,1-DICHLOROETHANE	0.9	2	U	U	2	ug/L
HGW 2D	5/6/2009	1,1-DICHLOROETHANE	0.3	1	U	U	1	ug/L
HGW 2D	5/6/2009	1,1-DICHLOROETHANE	0.3	1	U	U	1	ug/L
HGW 2D	5/3/2010	1,1-DICHLOROETHANE	0.9	2	U	U	2	ug/L
HGW 2D	5/4/2011	1,1-DICHLOROETHANE	0.1	2	U	U	2	ug/L
HGW 2D	5/4/2011	1,1-DICHLOROETHANE	0.1	2	U	U	2	ug/L
HGW 2D	4/30/2012	1,1-DICHLOROETHANE	0.1	2	U	U	2	ug/L
HGW 2D	5/7/2013	1,1-DICHLOROETHANE	0.1	2	U		2	ug/L
HGW 2D	5/7/2014	1,1-DICHLOROETHANE	0.3	1	U	U	1	ug/L
HGW 2D	4/22/2015	1,1-DICHLOROETHANE	0.07	1	U	U	1	ug/L
HGW 2D	5/7/2014	1,1-DICHLOROETHYLENE	0.3	1	U	U	1	ug/L
HGW 2D	4/22/2015	1,1-DICHLOROETHYLENE	0.08	1	U	U	1	ug/L
HGW 2D	5/7/2014	1,2,3-TRICHLOROBENZENE	0.3	1	U	U	1	ug/L
HGW 2D	4/22/2015	1,2,3-TRICHLOROBENZENE	0.09	1	U	U	1	ug/L
HGW 2D	5/7/2014	1,2,4-TRICHLOROBENZENE	0.3	1	U	U	1	ug/L
HGW 2D	4/22/2015	1,2,4-TRICHLOROBENZENE	0.08	1	U	U	1	ug/L
HGW 2D	5/7/2014	1,2-DIBROMO-3-CHLOROPROPANE	0.5	1	U	U	1	ug/L
HGW 2D	4/22/2015	1,2-DIBROMO-3-CHLOROPROPANE	0.41	1	U	U	1	ug/L
HGW 2D	5/7/2014	1,2-DIBROMOETHANE	0.3	1	U	U	1	ug/L
HGW 2D	4/22/2015	1,2-DIBROMOETHANE	0.13	1	U	U	1	ug/L
HGW 2D	5/7/2014	1,2-DICHLOROBENZENE	0.3	1	U	U	1	ug/L
HGW 2D	4/22/2015	1,2-DICHLOROBENZENE	0.06	1	U	U	1	ug/L
HGW 2D	5/7/2014	1,2-DICHLOROETHANE (EDC)	0.3	1	U	U	1	ug/L
HGW 2D	4/22/2015	1,2-DICHLOROETHANE (EDC)	0.1	1	U	U	1	ug/L
HGW 2D	5/7/2014	1,2-DICHLOROPROPANE	0.3	1	U	U	1	ug/L
HGW 2D	4/22/2015	1,2-DICHLOROPROPANE	0.1	1	U	U	1	ug/L
HGW 2D	5/7/2014	1,3-DICHLOROBENZENE	0.3	1	U	U	1	ug/L
HGW 2D	4/22/2015	1,3-DICHLOROBENZENE	0.08	1	U	U	1	ug/L
HGW 2D	5/7/2014	1,4-DICHLOROBENZENE	0.3	1	U	U	1	ug/L
HGW 2D	4/22/2015	1,4-DICHLOROBENZENE	0.12	1	U	U	1	ug/L
HGW 2D	5/7/2014	1,4-DIOXANE	15	50	U	U	50	ug/L
HGW 2D	4/22/2015	1,4-DIOXANE	7.6	80	U	U	80	ug/L
HGW 2D	5/7/2014	2-HEXANONE	1.5	5	U	U	5	ug/L
HGW 2D	4/22/2015	2-HEXANONE	0.22	5	U	U	5	ug/L
HGW 2D	5/7/2014	ACETONE	1.5	5	U	U	5	ug/L
HGW 2D	4/22/2015	ACETONE	0.34	2		J	5.3	ug/L
HGW 2D	5/7/2014	BENZENE	0.3	1	U	U	1	ug/L
HGW 2D	4/22/2015	BENZENE	0.06	1	U	U	1	ug/L
HGW 2D	5/7/2014	BROMOCHLOROMETHANE	0.3	1	U	U	1	ug/L
HGW 2D	4/22/2015	BROMOCHLOROMETHANE	0.13	1	U	U	1	ug/L
HGW 2D	5/7/2014	BROMODICHLOROMETHANE	0.3	1	U	U	1	ug/L
HGW 2D	4/22/2015	BROMODICHLOROMETHANE	0.09	1	U	U	1	ug/L
HGW 2D	5/7/2014	BROMOFORM (TRIBROMOMETHANE)	0.3	1	U	U	1	ug/L
HGW 2D	4/22/2015	BROMOFORM (TRIBROMOMETHANE)	0.17	1	U	U	1	ug/L
HGW 2D	5/7/2014	BROMOMETHANE (METHYL BROMIDE)	0.3	1	U	U	1	ug/L
HGW 2D	4/22/2015	BROMOMETHANE (METHYL BROMIDE)	0.25	2	U	U	2	ug/L
HGW 2D	7/25/2002	CADMIUM	0.4	12	U		12	ug/L
HGW 2D	7/25/2002	CADMIUM	0.4	12	U		12	ug/L
HGW 2D	7/25/2002	CADMIUM	0.4	12	U		12	ug/L
HGW 2D	2/6/2003	CADMIUM	1.1	12	U		12	ug/L
HGW 2D	8/18/2003	CADMIUM	1.1	12	U		12	ug/L
HGW 2D	3/17/2004	CADMIUM	0.04	1	U	U	1	ug/L
HGW 2D	3/17/2004	CADMIUM	0.04	1	J	J	0.041	ug/L
HGW 2D	9/23/2004	CADMIUM	0.04	1	J		0.101	ug/L
HGW 2D	3/23/2005	CADMIUM	0.1	1	U	U	1	ug/L
HGW 2D	9/23/2005	CADMIUM	0.0672	0.5	J	J	0.086	ug/L
HGW 2D	4/10/2006	CADMIUM	0.057	0.5	U	U	0.5	ug/L
HGW 2D	5/16/2007	CADMIUM	0.057	0.5	U	U	0.5	ug/L
HGW 2D	5/1/2008	CADMIUM	0.1	1	U	U	1	ug/L
HGW 2D	5/6/2009	CADMIUM	1	10	U	U	10	ug/L

Bold indicates concentration exceeds the MCL or USEPA Regional Screening Levels, http://epa.gov/reg3hwm/risk/human/rb-concentration_table/index.htm. (May 2014 RSL Table)

Station	Date	Analyte	MDL	PQL	Lab Qual	EPA Qual	Result	Units
HGW 2D	5/6/2009	CADMIUM	1	10	U	U	10	ug/L
HGW 2D	5/3/2010	CADMIUM	0.2	2	U	U	2	ug/L
HGW 2D	5/4/2011	CADMIUM	0.2	2	U	U	2	ug/L
HGW 2D	5/4/2011	CADMIUM	0.2	2	U	U	2	ug/L
HGW 2D	4/30/2012	CADMIUM	0.2	2	J	J	0.208	ug/L
HGW 2D	5/7/2013	CADMIUM	0.2	2	U		2	ug/L
HGW 2D	5/7/2014	CADMIUM	0.1	1	U	U	1	ug/L
HGW 2D	4/22/2015	CADMIUM	0.1	1	J	J	0.154	ug/L
HGW 2D	5/7/2014	CARBON DISULFIDE	1.5	5	U	U	5	ug/L
HGW 2D	4/22/2015	CARBON DISULFIDE	0.05	1	U	U	1	ug/L
HGW 2D	7/25/2002	CARBON TETRACHLORIDE	0.24	1	J		0.4	ug/L
HGW 2D	7/25/2002	CARBON TETRACHLORIDE	0.24	1	J		0.38	ug/L
HGW 2D	7/25/2002	CARBON TETRACHLORIDE	0.24	1	J	J	0.38	ug/L
HGW 2D	2/6/2003	CARBON TETRACHLORIDE	0.11	1	U		1	ug/L
HGW 2D	8/18/2003	CARBON TETRACHLORIDE	0.11	1	J		0.46	ug/L
HGW 2D	3/17/2004	CARBON TETRACHLORIDE	0.29	1	J	J	0.475	ug/L
HGW 2D	3/17/2004	CARBON TETRACHLORIDE	0.29	1	J	J	0.472	ug/L
HGW 2D	9/23/2004	CARBON TETRACHLORIDE	0.29	1	J		0.601	ug/L
HGW 2D	3/23/2005	CARBON TETRACHLORIDE	0.29	1	U	U	1	ug/L
HGW 2D	9/23/2005	CARBON TETRACHLORIDE	0.09	0.5		J	0.74	ug/L
HGW 2D	4/10/2006	CARBON TETRACHLORIDE	0.15	0.5	J	J	0.44	ug/L
HGW 2D	5/16/2007	CARBON TETRACHLORIDE	0.4	2	U	U	2	ug/L
HGW 2D	5/1/2008	CARBON TETRACHLORIDE	1.04	2	U	U	2	ug/L
HGW 2D	5/6/2009	CARBON TETRACHLORIDE	0.26	1	J	J	0.919	ug/L
HGW 2D	5/6/2009	CARBON TETRACHLORIDE	0.26	1	J	J	0.901	ug/L
HGW 2D	5/3/2010	CARBON TETRACHLORIDE	1.04	2	J	J	1.22	ug/L
HGW 2D	5/4/2011	CARBON TETRACHLORIDE	0.13	2			2.63	ug/L
HGW 2D	5/4/2011	CARBON TETRACHLORIDE	0.13	2			2.5	ug/L
HGW 2D	4/30/2012	CARBON TETRACHLORIDE	0.13	2			2.2	ug/L
HGW 2D	5/7/2013	CARBON TETRACHLORIDE	0.13	2			2.18	ug/L
HGW 2D	5/7/2014	CARBON TETRACHLORIDE	0.3	1			2.84	ug/L
HGW 2D	4/22/2015	CARBON TETRACHLORIDE	0.13	1			2.5	ug/L
HGW 2D	5/7/2014	CHLOROBENZENE	0.3	1	U	U	1	ug/L
HGW 2D	4/22/2015	CHLOROBENZENE	0.15	1	U	U	1	ug/L
HGW 2D	5/7/2014	CHLOROETHANE (ETHYL CHLORIDE)	0.3	1	U	U	1	ug/L
HGW 2D	4/22/2015	CHLOROETHANE (ETHYL CHLORIDE)	0.1	2	U	U	2	ug/L
HGW 2D	5/7/2014	CHLOROETHENE (VINYL CHLORIDE)	0.3	1	U	U	1	ug/L
HGW 2D	4/22/2015	CHLOROETHENE (VINYL CHLORIDE)	0.08	2	U	U	2	ug/L
HGW 2D	5/7/2014	CHLOROFORM	0.3	1	J	J	0.9	ug/L
HGW 2D	4/22/2015	CHLOROFORM	0.1	1	J	J	0.81	ug/L
HGW 2D	5/7/2014	CHLOROMETHANE (METHYL CHLORIDE)	0.3	1	U	U	0.35	ug/L
HGW 2D	4/22/2015	CHLOROMETHANE (METHYL CHLORIDE)	0.08	2	U	U	2	ug/L
HGW 2D	5/7/2014	CIS-1,2-DICHLOROETHYLENE	0.3	1	U	U	1	ug/L
HGW 2D	4/22/2015	CIS-1,2-DICHLOROETHYLENE	0.09	1	U	U	1	ug/L
HGW 2D	5/7/2014	CIS-1,3-DICHLOROPROPENE	0.3	1	U	U	1	ug/L
HGW 2D	4/22/2015	CIS-1,3-DICHLOROPROPENE	0.07	1	U	U	1	ug/L
HGW 2D	5/7/2014	CUMENE (ISOPROPYLBENZENE)	0.3	1	U	U	1	ug/L
HGW 2D	4/22/2015	CUMENE (ISOPROPYLBENZENE)	0.08	1	U	U	1	ug/L
HGW 2D	5/7/2014	CYCLOHEXANE	0.3	1	U	U	1	ug/L
HGW 2D	4/22/2015	CYCLOHEXANE	0.07	1	U	U	1	ug/L
HGW 2D	5/7/2014	DIBROMOCHLOROMETHANE	0.3	1	U	U	1	ug/L
HGW 2D	4/22/2015	DIBROMOCHLOROMETHANE	0.13	1	U	U	1	ug/L
HGW 2D	5/7/2014	DICHLORODIFLUOROMETHANE	0.3	1	U	U	1	ug/L
HGW 2D	4/22/2015	DICHLORODIFLUOROMETHANE	0.08	2	U	U	2	ug/L
HGW 2D	5/7/2014	DICHLOROMETHANE (METHYLENE CHLORIDE)	1	5	U	U	5	ug/L
HGW 2D	4/22/2015	DICHLOROMETHANE (METHYLENE CHLORIDE)	0.27	1	U	U	1	ug/L
HGW 2D	5/7/2014	ETHYLBENZENE	0.3	1	U	U	1	ug/L
HGW 2D	4/22/2015	ETHYLBENZENE	0.09	1	U	U	1	ug/L
HGW 2D	7/25/2002	GROSS ALPHA	7.41	11.47	U		3.42	pCi/L
HGW 2D	3/17/2004	GROSS ALPHA	0.52	1.164	J	J	0.602	pCi/L
HGW 2D	3/17/2004	GROSS ALPHA	0.494	1.082	U	U	0.456	pCi/L
HGW 2D	5/16/2007	GROSS ALPHA	2.49	7.06	U	U	2.37	pCi/L
HGW 2D	5/1/2008	GROSS ALPHA	2.68	6.82	U	U	1.83	pCi/L
HGW 2D	5/6/2009	GROSS ALPHA	2.47	6.22	U	U	1.55	pCi/L
HGW 2D	5/6/2009	GROSS ALPHA	2.46	6.19	U	U	1.54	pCi/L
HGW 2D	5/7/2013	GROSS ALPHA	2.49	7.27	J		2.79	pCi/L
HGW 2D	5/7/2014	GROSS ALPHA	2.18	6.92	J	J	3.23	pCi/L
HGW 2D	4/22/2015	GROSS ALPHA	2.07	5.93	J	J	2.1	pCi/L
HGW 2D	7/25/2002	LEAD	0.9	8	U		8	ug/L
HGW 2D	7/25/2002	LEAD	0.9	8	U		8	ug/L
HGW 2D	7/25/2002	LEAD	0.9	8	U		8	ug/L

Bold indicates concentration exceeds the MCL or USEPA Regional Screening Levels, http://epa.gov/reg3hwm/risk/human/rb-concentration_table/index.htm. (May 2014 RSL Table)

Station	Date	Analyte	MDL	PQL	Lab Qual	EPA Qual	Result	Units
HGW 2D	2/6/2003	LEAD	2.2	8	U		8	ug/L
HGW 2D	8/18/2003	LEAD	2.2	8	U		8	ug/L
HGW 2D	3/17/2004	LEAD	0.05	2	J	U	0.782	ug/L
HGW 2D	3/17/2004	LEAD	0.05	2	J	U	0.765	ug/L
HGW 2D	9/23/2004	LEAD	0.05	2	J		0.12	ug/L
HGW 2D	3/23/2005	LEAD	0.5	2	U	U	2	ug/L
HGW 2D	9/23/2005	LEAD	0.565	3	J	J	0.91	ug/L
HGW 2D	4/10/2006	LEAD	0.49	3	U	U	3	ug/L
HGW 2D	5/16/2007	LEAD	0.49	3	J	J	0.84	ug/L
HGW 2D	5/1/2008	LEAD	0.1	1			5.17	ug/L
HGW 2D	5/6/2009	LEAD	2	20	U	U	20	ug/L
HGW 2D	5/6/2009	LEAD	2	20	U	U	20	ug/L
HGW 2D	5/3/2010	LEAD	0.4	4	J	J	0.7	ug/L
HGW 2D	5/4/2011	LEAD	1	10	U	U	10	ug/L
HGW 2D	5/4/2011	LEAD	1	10	U	U	10	ug/L
HGW 2D	4/30/2012	LEAD	1	10			12.8	ug/L
HGW 2D	5/7/2013	LEAD	1	10	J		2.45	ug/L
HGW 2D	5/7/2014	LEAD	0.5	5	J	J	1.4	ug/L
HGW 2D	4/22/2015	LEAD	0.5	5	U	U	5	ug/L
HGW 2D	5/7/2014	M,P-XYLENE	0.3	2	U	U	2	ug/L
HGW 2D	4/22/2015	M,P-XYLENE	0.14	2	U	U	2	ug/L
HGW 2D	5/7/2014	METHYL ACETATE	1.5	5	U	U	5	ug/L
HGW 2D	4/22/2015	METHYL ACETATE	0.37	25	U	U	25	ug/L
HGW 2D	5/7/2014	METHYL ETHYL KETONE	1.5	5	U	U	5	ug/L
HGW 2D	4/22/2015	METHYL ETHYL KETONE	0.52	5	U	U	5	ug/L
HGW 2D	5/7/2014	METHYL ISOBUTYL KETONE	1.5	5	U	U	5	ug/L
HGW 2D	4/22/2015	METHYL ISOBUTYL KETONE	0.12	5	U	U	5	ug/L
HGW 2D	5/7/2014	METHYL TERTIARY BUTYL ETHER (MTBE)	0.3	1	U	U	1	ug/L
HGW 2D	4/22/2015	METHYL TERTIARY BUTYL ETHER (MTBE)	0.11	2	U	U	2	ug/L
HGW 2D	5/7/2014	METHYLCYCLOHEXANE	0.3	1	U	U	1	ug/L
HGW 2D	4/22/2015	METHYLCYCLOHEXANE	0.1	4	U	U	4	ug/L
HGW 2D	7/25/2002	NONVOLATILE BETA	7.9	11.86	U		2.4	pCi/L
HGW 2D	7/25/2002	NONVOLATILE BETA	7.89	11.71	U		0.374	pCi/L
HGW 2D	2/6/2003	NONVOLATILE BETA	9.2	18.66	U		2.49	pCi/L
HGW 2D	8/18/2003	NONVOLATILE BETA			U		1.13	pCi/L
HGW 2D	3/17/2004	NONVOLATILE BETA	0.605	1.291	J	J	0.761	pCi/L
HGW 2D	3/17/2004	NONVOLATILE BETA	0.62	1.288	U	U	0.464	pCi/L
HGW 2D	9/23/2004	NONVOLATILE BETA	8.47	19.5	U		6.5	pCi/L
HGW 2D	9/23/2004	NONVOLATILE BETA	9.26	20	U		1.62	pCi/L
HGW 2D	3/23/2005	NONVOLATILE BETA	8.34	17.6	U	U	0.282	pCi/L
HGW 2D	9/23/2005	NONVOLATILE BETA	4.05	9.59	U	U	2.8	pCi/L
HGW 2D	4/10/2006	NONVOLATILE BETA	1.2	2.68	J	J	2.17	pCi/L
HGW 2D	5/16/2007	NONVOLATILE BETA	4.5	10.8	U	U	2.64	pCi/L
HGW 2D	5/1/2008	NONVOLATILE BETA	4.62	9.38	U	U	-0.581	pCi/L
HGW 2D	5/6/2009	NONVOLATILE BETA	4.36	10.8	J	J	4.37	pCi/L
HGW 2D	5/6/2009	NONVOLATILE BETA	4.36	9.29	U	U	0.248	pCi/L
HGW 2D	5/3/2010	NONVOLATILE BETA	4.42	10	U	U	2.19	pCi/L
HGW 2D	5/4/2011	NONVOLATILE BETA	4.71	10.4	U	U	1.26	pCi/L
HGW 2D	5/4/2011	NONVOLATILE BETA	4.76	9.61	U	U	-1.07	pCi/L
HGW 2D	4/30/2012	NONVOLATILE BETA	4.21	9.49	U	U	1.68	pCi/L
HGW 2D	5/7/2013	NONVOLATILE BETA	4.62	9.91	U		0.661	pCi/L
HGW 2D	5/7/2014	NONVOLATILE BETA	4.55	8.93	U	U	-1.47	pCi/L
HGW 2D	4/22/2015	NONVOLATILE BETA	4.39	10.2	U	U	2.88	pCi/L
HGW 2D	5/7/2014	O-XYLENE	0.3	1	U	U	1	ug/L
HGW 2D	4/22/2015	O-XYLENE	0.06	1	U	U	1	ug/L
HGW 2D	5/7/2014	STYRENE	0.3	1	U	U	1	ug/L
HGW 2D	4/22/2015	STYRENE	0.07	1	U	U	1	ug/L
HGW 2D	5/7/2014	TETRACHLOROETHYLENE (PCE)	0.3	1	U	U	1	ug/L
HGW 2D	4/22/2015	TETRACHLOROETHYLENE (PCE)	0.18	1	U	U	1	ug/L
HGW 2D	5/7/2014	TOLUENE	0.3	1	U	U	1	ug/L
HGW 2D	4/22/2015	TOLUENE	0.07	1		U	1.2	ug/L
HGW 2D	5/7/2014	TRANS-1,2-DICHLOROETHYLENE	0.3	1	U	U	1	ug/L
HGW 2D	4/22/2015	TRANS-1,2-DICHLOROETHYLENE	0.08	1	U	U	1	ug/L
HGW 2D	5/7/2014	TRANS-1,3-DICHLOROPROPENE	0.3	1	U	U	1	ug/L
HGW 2D	4/22/2015	TRANS-1,3-DICHLOROPROPENE	0.08	1	U	U	1	ug/L
HGW 2D	7/25/2002	TRICHLOROETHYLENE (TCE)	0.28	1		J	2.98	ug/L
HGW 2D	7/25/2002	TRICHLOROETHYLENE (TCE)	0.28	1			2.91	ug/L
HGW 2D	7/25/2002	TRICHLOROETHYLENE (TCE)	0.28	1			2.73	ug/L
HGW 2D	2/6/2003	TRICHLOROETHYLENE (TCE)	0.16	1			3.85	ug/L
HGW 2D	8/18/2003	TRICHLOROETHYLENE (TCE)	0.16	1			3.34	ug/L
HGW 2D	3/17/2004	TRICHLOROETHYLENE (TCE)	0.36	1		J	3.42	ug/L

Bold indicates concentration exceeds the MCL or USEPA Regional Screening Levels, http://epa.gov/reg3hwm/risk/human/rb-concentration_table/index.htm. (May 2014 RSL Table)

Station	Date	Analyte	MDL	PQL	Lab Qual	EPA Qual	Result	Units
HGW 2D	3/17/2004	TRICHLOROETHYLENE (TCE)	0.36	1		J	3.42	ug/L
HGW 2D	9/23/2004	TRICHLOROETHYLENE (TCE)	0.36	1			3.55	ug/L
HGW 2D	3/23/2005	TRICHLOROETHYLENE (TCE)	0.36	1	U	U	1	ug/L
HGW 2D	9/23/2005	TRICHLOROETHYLENE (TCE)	0.13	0.5		J	4	ug/L
HGW 2D	4/10/2006	TRICHLOROETHYLENE (TCE)	0.2	0.5			3.2	ug/L
HGW 2D	5/16/2007	TRICHLOROETHYLENE (TCE)	0.2	2			4.83	ug/L
HGW 2D	5/1/2008	TRICHLOROETHYLENE (TCE)	0.97	2			5.31	ug/L
HGW 2D	5/6/2009	TRICHLOROETHYLENE (TCE)	0.25	1		J	3.72	ug/L
HGW 2D	5/6/2009	TRICHLOROETHYLENE (TCE)	0.25	1		J	3.71	ug/L
HGW 2D	5/3/2010	TRICHLOROETHYLENE (TCE)	0.97	2			5.25	ug/L
HGW 2D	5/4/2011	TRICHLOROETHYLENE (TCE)	0.1	2			5.91	ug/L
HGW 2D	5/4/2011	TRICHLOROETHYLENE (TCE)	0.1	2			5.14	ug/L
HGW 2D	4/30/2012	TRICHLOROETHYLENE (TCE)	0.1	2			4.65	ug/L
HGW 2D	5/7/2013	TRICHLOROETHYLENE (TCE)	0.1	2			6.64	ug/L
HGW 2D	5/7/2014	TRICHLOROETHYLENE (TCE)	0.3	1			6.77	ug/L
HGW 2D	4/22/2015	TRICHLOROETHYLENE (TCE)	0.25	1			4.2	ug/L
HGW 2D	5/7/2014	TRICHLOROFLUOROMETHANE	0.3	1	J	J	0.34	ug/L
HGW 2D	4/22/2015	TRICHLOROFLUOROMETHANE	0.11	1	J	J	0.2	ug/L
HGW 2D	7/25/2002	TRITIUM	0.537	4.377			101	pCi/mL
HGW 2D	7/25/2002	TRITIUM	0.489	3.989			92.4	pCi/mL
HGW 2D	2/6/2003	TRITIUM	0.564	3.724			67.2	pCi/mL
HGW 2D	8/18/2003	TRITIUM					52.154	pCi/mL
HGW 2D	3/17/2004	TRITIUM	0.393	2.533			52.5	pCi/mL
HGW 2D	3/17/2004	TRITIUM	0.384	2.464			51.1	pCi/mL
HGW 2D	9/23/2004	TRITIUM	0.855	3.88			50.1	pCi/mL
HGW 2D	3/23/2005	TRITIUM	0.837	3.75			45.4	pCi/mL
HGW 2D	9/23/2005	TRITIUM	0.822	3.52		J	37.6	pCi/mL
HGW 2D	4/10/2006	TRITIUM	0.4	2.6			30.9	pCi/mL
HGW 2D	5/16/2007	TRITIUM	0.538	2.83			34.4	pCi/mL
HGW 2D	5/1/2008	TRITIUM	0.43	2.5			30.8	pCi/mL
HGW 2D	5/6/2009	TRITIUM	0.56	2.77			30.9	pCi/mL
HGW 2D	5/6/2009	TRITIUM	0.583	2.76			29.5	pCi/mL
HGW 2D	5/3/2010	TRITIUM	0.456	2.49			28.9	pCi/mL
HGW 2D	5/4/2011	TRITIUM	0.587	2.72			26.8	pCi/mL
HGW 2D	5/4/2011	TRITIUM	0.591	2.73			26.7	pCi/mL
HGW 2D	5/4/2011	TRITIUM	0.586	2.71			26.7	pCi/mL
HGW 2D	4/30/2012	TRITIUM	0.481	2.46			25	pCi/mL
HGW 2D	5/7/2013	TRITIUM	0.524	2.74			29.6	pCi/mL
HGW 2D	5/7/2014	TRITIUM	0.386	2.42			28.3	pCi/mL
HGW 2D	4/22/2015	TRITIUM	0.528	2.48			29.6	pCi/mL
HGW 3A	7/29/2002	1,1,1-TRICHLOROETHANE	0.21	1	U		1	ug/L
HGW 3A	7/29/2002	1,1,1-TRICHLOROETHANE	0.21	1	U		1	ug/L
HGW 3A	7/29/2002	1,1,1-TRICHLOROETHANE	0.21	1	U		1	ug/L
HGW 3A	7/29/2002	1,1,1-TRICHLOROETHANE	0.21	1	U		1	ug/L
HGW 3A	2/5/2003	1,1,1-TRICHLOROETHANE	0.09	1	U		1	ug/L
HGW 3A	2/5/2003	1,1,1-TRICHLOROETHANE	0.09	1	U		1	ug/L
HGW 3A	8/22/2003	1,1,1-TRICHLOROETHANE	0.09	1	U		1	ug/L
HGW 3A	8/22/2003	1,1,1-TRICHLOROETHANE	0.09	1	U		1	ug/L
HGW 3A	3/15/2004	1,1,1-TRICHLOROETHANE	0.34	1	U	UJ	1	ug/L
HGW 3A	9/22/2004	1,1,1-TRICHLOROETHANE	0.34	1	U		1	ug/L
HGW 3A	3/21/2005	1,1,1-TRICHLOROETHANE	0.34	1	U	U	1	ug/L
HGW 3A	3/21/2005	1,1,1-TRICHLOROETHANE	0.34	1	U	U	1	ug/L
HGW 3A	9/23/2005	1,1,1-TRICHLOROETHANE	0.08	0.5	U	U	0.5	ug/L
HGW 3A	9/23/2005	1,1,1-TRICHLOROETHANE	0.08	0.5	U	U	0.5	ug/L
HGW 3A	4/6/2006	1,1,1-TRICHLOROETHANE	0.15	0.5	U	U	0.5	ug/L
HGW 3A	5/16/2007	1,1,1-TRICHLOROETHANE	0.3	2	U	U	2	ug/L
HGW 3A	5/1/2008	1,1,1-TRICHLOROETHANE	0.79	2	U	U	2	ug/L
HGW 3A	5/6/2009	1,1,1-TRICHLOROETHANE	0.325	1	U	U	1	ug/L
HGW 3A	5/3/2010	1,1,1-TRICHLOROETHANE	0.79	2	U	U	2	ug/L
HGW 3A	5/3/2010	1,1,1-TRICHLOROETHANE	0.79	2	U	U	2	ug/L
HGW 3A	5/4/2011	1,1,1-TRICHLOROETHANE	0.15	2	U	U	2	ug/L
HGW 3A	4/30/2012	1,1,1-TRICHLOROETHANE	0.15	2	U	U	2	ug/L
HGW 3A	5/7/2013	1,1,1-TRICHLOROETHANE	0.15	2	U		2	ug/L
HGW 3A	5/7/2014	1,1,1-TRICHLOROETHANE	0.3	1	U	U	1	ug/L
HGW 3A	4/22/2015	1,1,1-TRICHLOROETHANE	0.07	1	U	U	1	ug/L
HGW 3A	5/7/2014	1,1,2,2-TETRACHLOROETHANE	0.3	1	U	U	1	ug/L
HGW 3A	4/22/2015	1,1,2,2-TETRACHLOROETHANE	0.1	1	U	U	1	ug/L
HGW 3A	5/7/2014	1,1,2-TRICHLORO-1,2,2-TRIFLUOROETHANE	2	5	U	U	5	ug/L
HGW 3A	4/22/2015	1,1,2-TRICHLORO-1,2,2-TRIFLUOROETHANE	0.1	1	U	U	1	ug/L
HGW 3A	5/7/2014	1,1,2-TRICHLOROETHANE	0.3	1	U	U	1	ug/L
HGW 3A	4/22/2015	1,1,2-TRICHLOROETHANE	0.15	1	U	U	1	ug/L

Bold indicates concentration exceeds the MCL or USEPA Regional Screening Levels, http://epa.gov/reg3hwm/risk/human/rb-concentration_table/index.htm. (May 2014 RSL Table)

Station	Date	Analyte	MDL	PQL	Lab Qual	EPA Qual	Result	Units
HGW 3A	7/29/2002	1,1-DICHLOROETHANE	0.12	1	U		1	ug/L
HGW 3A	7/29/2002	1,1-DICHLOROETHANE	0.12	1	U		1	ug/L
HGW 3A	7/29/2002	1,1-DICHLOROETHANE	0.12	1	U		1	ug/L
HGW 3A	7/29/2002	1,1-DICHLOROETHANE	0.12	1	U		1	ug/L
HGW 3A	2/5/2003	1,1-DICHLOROETHANE	0.05	1	U		1	ug/L
HGW 3A	2/5/2003	1,1-DICHLOROETHANE	0.05	1	U		1	ug/L
HGW 3A	8/22/2003	1,1-DICHLOROETHANE	0.05	1	U		1	ug/L
HGW 3A	8/22/2003	1,1-DICHLOROETHANE	0.05	1	U		1	ug/L
HGW 3A	3/15/2004	1,1-DICHLOROETHANE	0.41	1	U	UJ	1	ug/L
HGW 3A	9/22/2004	1,1-DICHLOROETHANE	0.41	1	U		1	ug/L
HGW 3A	3/21/2005	1,1-DICHLOROETHANE	0.41	1	U	U	1	ug/L
HGW 3A	3/21/2005	1,1-DICHLOROETHANE	0.41	1	U	U	1	ug/L
HGW 3A	9/23/2005	1,1-DICHLOROETHANE	0.07	0.5	U	U	0.5	ug/L
HGW 3A	9/23/2005	1,1-DICHLOROETHANE	0.07	0.5	U	U	0.5	ug/L
HGW 3A	4/6/2006	1,1-DICHLOROETHANE	0.16	0.5	U	U	0.5	ug/L
HGW 3A	5/16/2007	1,1-DICHLOROETHANE	0.2	2	U	U	2	ug/L
HGW 3A	5/1/2008	1,1-DICHLOROETHANE	0.9	2	U	U	2	ug/L
HGW 3A	5/6/2009	1,1-DICHLOROETHANE	0.3	1	U	U	1	ug/L
HGW 3A	5/3/2010	1,1-DICHLOROETHANE	0.9	2	U	U	2	ug/L
HGW 3A	5/3/2010	1,1-DICHLOROETHANE	0.9	2	U	U	2	ug/L
HGW 3A	5/4/2011	1,1-DICHLOROETHANE	0.1	2	U	U	2	ug/L
HGW 3A	4/30/2012	1,1-DICHLOROETHANE	0.1	2	U	U	2	ug/L
HGW 3A	5/7/2013	1,1-DICHLOROETHANE	0.1	2	U		2	ug/L
HGW 3A	5/7/2014	1,1-DICHLOROETHANE	0.3	1	U	U	1	ug/L
HGW 3A	4/22/2015	1,1-DICHLOROETHANE	0.07	1	U	U	1	ug/L
HGW 3A	5/7/2014	1,1-DICHLOROETHYLENE	0.3	1	U	U	1	ug/L
HGW 3A	4/22/2015	1,1-DICHLOROETHYLENE	0.08	1	U	U	1	ug/L
HGW 3A	5/7/2014	1,2,3-TRICHLOROBENZENE	0.3	1	U	U	1	ug/L
HGW 3A	4/22/2015	1,2,3-TRICHLOROBENZENE	0.09	1	U	U	1	ug/L
HGW 3A	5/7/2014	1,2,4-TRICHLOROBENZENE	0.3	1	U	U	1	ug/L
HGW 3A	4/22/2015	1,2,4-TRICHLOROBENZENE	0.08	1	U	U	1	ug/L
HGW 3A	5/7/2014	1,2-DIBROMO-3-CHLOROPROPANE	0.5	1	U	U	1	ug/L
HGW 3A	4/22/2015	1,2-DIBROMO-3-CHLOROPROPANE	0.41	1	U	U	1	ug/L
HGW 3A	5/7/2014	1,2-DIBROMOETHANE	0.3	1	U	U	1	ug/L
HGW 3A	4/22/2015	1,2-DIBROMOETHANE	0.13	1	U	U	1	ug/L
HGW 3A	5/7/2014	1,2-DICHLOROBENZENE	0.3	1	U	U	1	ug/L
HGW 3A	4/22/2015	1,2-DICHLOROBENZENE	0.06	1	U	U	1	ug/L
HGW 3A	5/7/2014	1,2-DICHLOROETHANE (EDC)	0.3	1	U	U	1	ug/L
HGW 3A	4/22/2015	1,2-DICHLOROETHANE (EDC)	0.1	1	U	U	1	ug/L
HGW 3A	5/7/2014	1,2-DICHLOROPROPANE	0.3	1	U	U	1	ug/L
HGW 3A	4/22/2015	1,2-DICHLOROPROPANE	0.1	1	U	U	1	ug/L
HGW 3A	5/7/2014	1,3-DICHLOROBENZENE	0.3	1	U	U	1	ug/L
HGW 3A	4/22/2015	1,3-DICHLOROBENZENE	0.08	1	U	U	1	ug/L
HGW 3A	5/7/2014	1,4-DICHLOROBENZENE	0.3	1	U	U	1	ug/L
HGW 3A	4/22/2015	1,4-DICHLOROBENZENE	0.12	1	U	U	1	ug/L
HGW 3A	5/7/2014	1,4-DIOXANE	15	50	U	U	50	ug/L
HGW 3A	4/22/2015	1,4-DIOXANE	7.6	80	U	U	80	ug/L
HGW 3A	5/7/2014	2-HEXANONE	1.5	5	U	U	5	ug/L
HGW 3A	4/22/2015	2-HEXANONE	0.22	5	U	U	5	ug/L
HGW 3A	5/7/2014	ACETONE	1.5	5	U	U	5	ug/L
HGW 3A	4/22/2015	ACETONE	0.34	2		J	4.8	ug/L
HGW 3A	5/7/2014	BENZENE	0.3	1	U	U	1	ug/L
HGW 3A	4/22/2015	BENZENE	0.06	1	U	U	1	ug/L
HGW 3A	5/7/2014	BROMOCHLOROMETHANE	0.3	1	U	U	1	ug/L
HGW 3A	4/22/2015	BROMOCHLOROMETHANE	0.13	1	U	U	1	ug/L
HGW 3A	5/7/2014	BROMODICHLOROMETHANE	0.3	1	U	U	1	ug/L
HGW 3A	4/22/2015	BROMODICHLOROMETHANE	0.09	1	U	U	1	ug/L
HGW 3A	5/7/2014	BROMOFORM (TRIBROMOMETHANE)	0.3	1	U	U	1	ug/L
HGW 3A	4/22/2015	BROMOFORM (TRIBROMOMETHANE)	0.17	1	U	U	1	ug/L
HGW 3A	5/7/2014	BROMOMETHANE (METHYL BROMIDE)	0.3	1	U	U	1	ug/L
HGW 3A	4/22/2015	BROMOMETHANE (METHYL BROMIDE)	0.25	2	U	U	2	ug/L
HGW 3A	7/29/2002	CADMIUM	0.4	12	U		12	ug/L
HGW 3A	7/29/2002	CADMIUM	0.4	12	U		12	ug/L
HGW 3A	7/29/2002	CADMIUM	0.4	12	U		12	ug/L
HGW 3A	2/5/2003	CADMIUM	1.1	12	U		12	ug/L
HGW 3A	2/5/2003	CADMIUM	1.1	12	U		12	ug/L
HGW 3A	8/22/2003	CADMIUM	1.1	12	U		12	ug/L
HGW 3A	8/22/2003	CADMIUM	1.1	12	U		12	ug/L
HGW 3A	3/15/2004	CADMIUM	0.04	1	J	J	0.047	ug/L
HGW 3A	9/22/2004	CADMIUM	0.04	1	J		0.051	ug/L
HGW 3A	3/21/2005	CADMIUM	0.1	1	U	U	1	ug/L

Bold indicates concentration exceeds the MCL or USEPA Regional Screening Levels, http://epa.gov/reg3hwm/risk/human/rb-concentration_table/index.htm. (May 2014 RSL Table)

Station	Date	Analyte	MDL	PQL	Lab Qual	EPA Qual	Result	Units
HGW 3A	3/21/2005	CADMIUM	0.1	1	U	U	1	ug/L
HGW 3A	9/23/2005	CADMIUM	0.0672	0.5	U	U	0.5	ug/L
HGW 3A	9/23/2005	CADMIUM	0.0672	0.5	U	U	0.5	ug/L
HGW 3A	4/6/2006	CADMIUM	0.0574	0.5	U	U	0.5	ug/L
HGW 3A	5/16/2007	CADMIUM	0.057	0.5	J	J	0.16	ug/L
HGW 3A	5/1/2008	CADMIUM	0.1	1	U	U	1	ug/L
HGW 3A	5/6/2009	CADMIUM	1	10	U	U	10	ug/L
HGW 3A	5/3/2010	CADMIUM	0.2	2	U	U	2	ug/L
HGW 3A	5/3/2010	CADMIUM	0.2	2	U	U	2	ug/L
HGW 3A	5/4/2011	CADMIUM	0.2	2	U	U	2	ug/L
HGW 3A	4/30/2012	CADMIUM	0.2	2	U	U	2	ug/L
HGW 3A	5/7/2013	CADMIUM	0.2	2	U	U	2	ug/L
HGW 3A	5/7/2014	CADMIUM	0.1	1	U	U	1	ug/L
HGW 3A	5/7/2014	CADMIUM	0.1	1	U	U	1	ug/L
HGW 3A	4/22/2015	CADMIUM	0.1	1	U	U	1	ug/L
HGW 3A	5/7/2014	CARBON DISULFIDE	1.5	5	U	U	5	ug/L
HGW 3A	4/22/2015	CARBON DISULFIDE	0.05	1	U	U	1	ug/L
HGW 3A	7/29/2002	CARBON TETRACHLORIDE	0.24	1	U	U	1	ug/L
HGW 3A	7/29/2002	CARBON TETRACHLORIDE	0.24	1	U	U	1	ug/L
HGW 3A	7/29/2002	CARBON TETRACHLORIDE	0.24	1	U	U	1	ug/L
HGW 3A	7/29/2002	CARBON TETRACHLORIDE	0.24	1	U	U	1	ug/L
HGW 3A	2/5/2003	CARBON TETRACHLORIDE	0.11	1	U	U	1	ug/L
HGW 3A	2/5/2003	CARBON TETRACHLORIDE	0.11	1	U	U	1	ug/L
HGW 3A	8/22/2003	CARBON TETRACHLORIDE	0.11	1	U	U	1	ug/L
HGW 3A	8/22/2003	CARBON TETRACHLORIDE	0.11	1	U	U	1	ug/L
HGW 3A	3/15/2004	CARBON TETRACHLORIDE	0.29	1	U	UJ	1	ug/L
HGW 3A	9/22/2004	CARBON TETRACHLORIDE	0.29	1	U	U	1	ug/L
HGW 3A	3/21/2005	CARBON TETRACHLORIDE	0.29	1	U	U	1	ug/L
HGW 3A	3/21/2005	CARBON TETRACHLORIDE	0.29	1	U	U	1	ug/L
HGW 3A	9/23/2005	CARBON TETRACHLORIDE	0.09	0.5	U	U	0.5	ug/L
HGW 3A	9/23/2005	CARBON TETRACHLORIDE	0.09	0.5	U	U	0.5	ug/L
HGW 3A	4/6/2006	CARBON TETRACHLORIDE	0.15	0.5	U	U	0.5	ug/L
HGW 3A	5/16/2007	CARBON TETRACHLORIDE	0.4	2	U	U	2	ug/L
HGW 3A	5/1/2008	CARBON TETRACHLORIDE	1.04	2	U	U	2	ug/L
HGW 3A	5/6/2009	CARBON TETRACHLORIDE	0.26	1	U	U	1	ug/L
HGW 3A	5/3/2010	CARBON TETRACHLORIDE	1.04	2	U	U	2	ug/L
HGW 3A	5/3/2010	CARBON TETRACHLORIDE	1.4	2	U	U	2	ug/L
HGW 3A	5/4/2011	CARBON TETRACHLORIDE	0.13	2	U	U	2	ug/L
HGW 3A	4/30/2012	CARBON TETRACHLORIDE	0.13	2	U	U	2	ug/L
HGW 3A	5/7/2013	CARBON TETRACHLORIDE	0.13	2	U	U	2	ug/L
HGW 3A	5/7/2014	CARBON TETRACHLORIDE	0.3	1	U	U	1	ug/L
HGW 3A	4/22/2015	CARBON TETRACHLORIDE	0.13	1	U	U	1	ug/L
HGW 3A	5/7/2014	CHLOROBENZENE	0.3	1	U	U	1	ug/L
HGW 3A	4/22/2015	CHLOROBENZENE	0.15	1	U	U	1	ug/L
HGW 3A	5/7/2014	CHLOROETHANE (ETHYL CHLORIDE)	0.3	1	U	U	1	ug/L
HGW 3A	4/22/2015	CHLOROETHANE (ETHYL CHLORIDE)	0.1	2	U	U	2	ug/L
HGW 3A	5/7/2014	CHLOROETHENE (VINYL CHLORIDE)	0.3	1	U	U	1	ug/L
HGW 3A	4/22/2015	CHLOROETHENE (VINYL CHLORIDE)	0.08	2	U	U	2	ug/L
HGW 3A	5/7/2014	CHLOROFORM	0.3	1	U	U	1	ug/L
HGW 3A	4/22/2015	CHLOROFORM	0.1	1	U	U	1	ug/L
HGW 3A	5/7/2014	CHLOROMETHANE (METHYL CHLORIDE)	0.3	1	U	U	1	ug/L
HGW 3A	4/22/2015	CHLOROMETHANE (METHYL CHLORIDE)	0.08	2	U	U	2	ug/L
HGW 3A	5/7/2014	CIS-1,2-DICHLOROETHYLENE	0.3	1	U	U	1	ug/L
HGW 3A	4/22/2015	CIS-1,2-DICHLOROETHYLENE	0.09	1	U	U	1	ug/L
HGW 3A	5/7/2014	CIS-1,3-DICHLOROPROPENE	0.3	1	U	U	1	ug/L
HGW 3A	4/22/2015	CIS-1,3-DICHLOROPROPENE	0.07	1	U	U	1	ug/L
HGW 3A	5/7/2014	CUMENE (ISOPROPYLBENZENE)	0.3	1	U	U	1	ug/L
HGW 3A	4/22/2015	CUMENE (ISOPROPYLBENZENE)	0.08	1	U	U	1	ug/L
HGW 3A	5/7/2014	CYCLOHEXANE	0.3	1	U	U	1	ug/L
HGW 3A	4/22/2015	CYCLOHEXANE	0.07	1	U	U	1	ug/L
HGW 3A	5/7/2014	DIBROMOCHLOROMETHANE	0.3	1	U	U	1	ug/L
HGW 3A	4/22/2015	DIBROMOCHLOROMETHANE	0.13	1	U	U	1	ug/L
HGW 3A	5/7/2014	DICHLORODIFLUOROMETHANE	0.3	1	U	U	1	ug/L
HGW 3A	4/22/2015	DICHLORODIFLUOROMETHANE	0.08	2	U	U	2	ug/L
HGW 3A	5/7/2014	DICHLOROMETHANE (METHYLENE CHLORIDE)	1	5	U	U	5	ug/L
HGW 3A	4/22/2015	DICHLOROMETHANE (METHYLENE CHLORIDE)	0.27	1	U	U	1	ug/L
HGW 3A	5/7/2014	ETHYLBENZENE	0.3	1	U	U	1	ug/L
HGW 3A	4/22/2015	ETHYLBENZENE	0.09	1	U	U	1	ug/L
HGW 3A	7/29/2002	GROSS ALPHA	7.71	12.17	U	U	4.27	pCi/L
HGW 3A	7/29/2002	GROSS ALPHA	7.66	10.76	U	U	0.705	pCi/L
HGW 3A	7/29/2002	GROSS ALPHA	7.49	10.17	U	U	-0.0068	pCi/L

Bold indicates concentration exceeds the MCL or USEPA Regional Screening Levels, http://epa.gov/reg3hwmd/risk/human/rb-concentration_table/index.htm. (May 2014 RSL Table)

Station	Date	Analyte	MDL	PQL	Lab Qual	EPA Qual	Result	Units
HGW 3A	4/6/2006	GROSS ALPHA	0.47	1.13	J	J	0.54	pCi/L
HGW 3A	5/16/2007	GROSS ALPHA	2.53	7.51	J	J	2.87	pCi/L
HGW 3A	5/1/2008	GROSS ALPHA	2.73	6.95	U	U	1.86	pCi/L
HGW 3A	5/6/2009	GROSS ALPHA	2.53	7.56	J	J	3	pCi/L
HGW 3A	5/6/2009	GROSS ALPHA	2.52	5.84	U	U	1.11	pCi/L
HGW 3A	5/7/2013	GROSS ALPHA	2.53	5.75	U		1.01	pCi/L
HGW 3A	5/7/2014	GROSS ALPHA	2.22	5.45	U	U	1.28	pCi/L
HGW 3A	4/22/2015	GROSS ALPHA	2.11	2.64	U	U	-0.247	pCi/L
HGW 3A	7/29/2002	LEAD	0.9	8	U		8	ug/L
HGW 3A	7/29/2002	LEAD	0.9	8	U		8	ug/L
HGW 3A	7/29/2002	LEAD	0.9	8	U		8	ug/L
HGW 3A	2/5/2003	LEAD	2.2	8	U		8	ug/L
HGW 3A	2/5/2003	LEAD	2.2	8	U		8	ug/L
HGW 3A	8/22/2003	LEAD	2.2	8	U		8	ug/L
HGW 3A	8/22/2003	LEAD	2.2	8	U		8	ug/L
HGW 3A	3/15/2004	LEAD	0.05	2	J	U	0.177	ug/L
HGW 3A	9/22/2004	LEAD	0.05	2	J		0.294	ug/L
HGW 3A	3/21/2005	LEAD	0.5	2	U	U	2	ug/L
HGW 3A	3/21/2005	LEAD	0.5	2	U	U	2	ug/L
HGW 3A	9/23/2005	LEAD	0.565	3	U	U	3	ug/L
HGW 3A	9/23/2005	LEAD	0.565	3	U	U	3	ug/L
HGW 3A	4/6/2006	LEAD	0.492	3	U	U	3	ug/L
HGW 3A	5/16/2007	LEAD	0.49	3	U	U	3	ug/L
HGW 3A	5/1/2008	LEAD	0.1	1	J	J	0.576	ug/L
HGW 3A	5/6/2009	LEAD	2	20	U	U	20	ug/L
HGW 3A	5/3/2010	LEAD	0.4	4	U	U	4	ug/L
HGW 3A	5/3/2010	LEAD	0.4	4	U	U	4	ug/L
HGW 3A	5/4/2011	LEAD	1	10	U	U	10	ug/L
HGW 3A	4/30/2012	LEAD	1	10	J	J	1.85	ug/L
HGW 3A	5/7/2013	LEAD	1	10	U		10	ug/L
HGW 3A	5/7/2014	LEAD	0.5	5			31.9	ug/L
HGW 3A	5/7/2014	LEAD	0.5	5			31.4	ug/L
HGW 3A	4/22/2015	LEAD	0.5	5	J	J	0.868	ug/L
HGW 3A	5/7/2014	M,P-XYLENE	0.3	2	U	U	2	ug/L
HGW 3A	4/22/2015	M,P-XYLENE	0.14	2	U	U	2	ug/L
HGW 3A	5/7/2014	METHYL ACETATE	1.5	5	U	U	5	ug/L
HGW 3A	4/22/2015	METHYL ACETATE	0.37	25	U	U	25	ug/L
HGW 3A	5/7/2014	METHYL ETHYL KETONE	1.5	5	U	U	5	ug/L
HGW 3A	4/22/2015	METHYL ETHYL KETONE	0.52	5	U	U	5	ug/L
HGW 3A	5/7/2014	METHYL ISOBUTYL KETONE	1.5	5	U	U	5	ug/L
HGW 3A	4/22/2015	METHYL ISOBUTYL KETONE	0.12	5	U	U	5	ug/L
HGW 3A	5/7/2014	METHYL TERTIARY BUTYL ETHER (MTBE)	0.3	1	U	U	1	ug/L
HGW 3A	4/22/2015	METHYL TERTIARY BUTYL ETHER (MTBE)	0.11	2	U	U	2	ug/L
HGW 3A	5/7/2014	METHYLCYCLOHEXANE	0.3	1	U	U	1	ug/L
HGW 3A	4/22/2015	METHYLCYCLOHEXANE	0.1	4	U	U	4	ug/L
HGW 3A	7/29/2002	NONVOLATILE BETA	7.87	10.85	U		-1.78	pCi/L
HGW 3A	7/29/2002	NONVOLATILE BETA	7.94	11.12	U		-1.84	pCi/L
HGW 3A	7/29/2002	NONVOLATILE BETA	7.94	11.12	U		-1.84	pCi/L
HGW 3A	2/5/2003	NONVOLATILE BETA	8.66	15.92	U		-0.615	pCi/L
HGW 3A	2/5/2003	NONVOLATILE BETA	8.66	15.26	U		-2.46	pCi/L
HGW 3A	8/22/2003	NONVOLATILE BETA			U		1.93	pCi/L
HGW 3A	8/22/2003	NONVOLATILE BETA			U		0.291	pCi/L
HGW 3A	3/15/2004	NONVOLATILE BETA	0.651	1.427	J	J	1.26	pCi/L
HGW 3A	9/22/2004	NONVOLATILE BETA	8.53	17.5	U		-1.64	pCi/L
HGW 3A	3/21/2005	NONVOLATILE BETA	8.43	18.7	U	U	3.47	pCi/L
HGW 3A	3/21/2005	NONVOLATILE BETA	8.42	17.8	U	U	0.461	pCi/L
HGW 3A	9/23/2005	NONVOLATILE BETA	4.13	9.17	U	U	1.24	pCi/L
HGW 3A	9/23/2005	NONVOLATILE BETA	4.03	8.87	U	U	0.982	pCi/L
HGW 3A	4/6/2006	NONVOLATILE BETA	1.1	2.42	U	UJ	0.27	pCi/L
HGW 3A	5/16/2007	NONVOLATILE BETA	4.55	10.2	U	U	0.539	pCi/L
HGW 3A	5/1/2008	NONVOLATILE BETA	4.62	10.5	U	U	2.47	pCi/L
HGW 3A	5/6/2009	NONVOLATILE BETA	4.52	9.92	U	U	0.983	pCi/L
HGW 3A	5/6/2009	NONVOLATILE BETA	4.31	9.12	U	U	0.0922	pCi/L
HGW 3A	5/3/2010	NONVOLATILE BETA	4.09	9.34	U	U	2.29	pCi/L
HGW 3A	5/3/2010	NONVOLATILE BETA	4.03	8.85	U	U	1.36	pCi/L
HGW 3A	5/3/2010	NONVOLATILE BETA	4.2	9.18	U	U	1.32	pCi/L
HGW 3A	5/4/2011	NONVOLATILE BETA	4.25	9.89	U	U	2.44	pCi/L
HGW 3A	5/4/2011	NONVOLATILE BETA	4.31	9.31	U	U	0.606	pCi/L
HGW 3A	4/30/2012	NONVOLATILE BETA	4.16	9.21	U	U	1.25	pCi/L
HGW 3A	5/7/2013	NONVOLATILE BETA	4.42	10	U		2.07	pCi/L
HGW 3A	5/7/2014	NONVOLATILE BETA	4.29	9.93	U	U	2.63	pCi/L

Bold indicates concentration exceeds the MCL or USEPA Regional Screening Levels, http://epa.gov/reg3hwm/risk/human/rb-concentration_table/index.htm. (May 2014 RSL Table)

Station	Date	Analyte	MDL	PQL	Lab Qual	EPA Qual	Result	Units
HGW 3A	4/22/2015	NONVOLATILE BETA	4.07	8.81	U	U	0.912	pCi/L
HGW 3A	5/7/2014	O-XYLENE	0.3	1	U	U	1	ug/L
HGW 3A	4/22/2015	O-XYLENE	0.06	1	U	U	1	ug/L
HGW 3A	5/7/2014	STYRENE	0.3	1	U	U	1	ug/L
HGW 3A	4/22/2015	STYRENE	0.07	1	U	U	1	ug/L
HGW 3A	5/7/2014	TETRACHLOROETHYLENE (PCE)	0.3	1	U	U	1	ug/L
HGW 3A	4/22/2015	TETRACHLOROETHYLENE (PCE)	0.18	1	U	U	1	ug/L
HGW 3A	5/7/2014	TOLUENE	0.3	1	U	U	1	ug/L
HGW 3A	4/22/2015	TOLUENE	0.07	1	J	U	0.86	ug/L
HGW 3A	5/7/2014	TRANS-1,2-DICHLOROETHYLENE	0.3	1	U	U	1	ug/L
HGW 3A	4/22/2015	TRANS-1,2-DICHLOROETHYLENE	0.08	1	U	U	1	ug/L
HGW 3A	5/7/2014	TRANS-1,3-DICHLOROPROPENE	0.3	1	U	U	1	ug/L
HGW 3A	4/22/2015	TRANS-1,3-DICHLOROPROPENE	0.08	1	U	U	1	ug/L
HGW 3A	7/29/2002	TRICHLOROETHYLENE (TCE)	0.28	1	U		1	ug/L
HGW 3A	7/29/2002	TRICHLOROETHYLENE (TCE)	0.28	1	U		1	ug/L
HGW 3A	7/29/2002	TRICHLOROETHYLENE (TCE)	0.28	1	U		1	ug/L
HGW 3A	7/29/2002	TRICHLOROETHYLENE (TCE)	0.28	1	U		1	ug/L
HGW 3A	2/5/2003	TRICHLOROETHYLENE (TCE)	0.16	1	U		1	ug/L
HGW 3A	2/5/2003	TRICHLOROETHYLENE (TCE)	0.16	1	U		1	ug/L
HGW 3A	8/22/2003	TRICHLOROETHYLENE (TCE)	0.16	1	U		1	ug/L
HGW 3A	8/22/2003	TRICHLOROETHYLENE (TCE)	0.16	1	U		1	ug/L
HGW 3A	3/15/2004	TRICHLOROETHYLENE (TCE)	0.36	1	U	UJ	1	ug/L
HGW 3A	9/22/2004	TRICHLOROETHYLENE (TCE)	0.36	1	U		1	ug/L
HGW 3A	3/21/2005	TRICHLOROETHYLENE (TCE)	0.36	1	U	U	1	ug/L
HGW 3A	3/21/2005	TRICHLOROETHYLENE (TCE)	0.36	1	U	U	1	ug/L
HGW 3A	9/23/2005	TRICHLOROETHYLENE (TCE)	0.13	0.5	U	U	0.5	ug/L
HGW 3A	9/23/2005	TRICHLOROETHYLENE (TCE)	0.13	0.5	U	U	0.5	ug/L
HGW 3A	4/6/2006	TRICHLOROETHYLENE (TCE)	0.2	0.5	U	U	0.5	ug/L
HGW 3A	5/16/2007	TRICHLOROETHYLENE (TCE)	0.2	2	U	U	2	ug/L
HGW 3A	5/1/2008	TRICHLOROETHYLENE (TCE)	0.97	2	U	U	2	ug/L
HGW 3A	5/6/2009	TRICHLOROETHYLENE (TCE)	0.25	1	U	U	1	ug/L
HGW 3A	5/3/2010	TRICHLOROETHYLENE (TCE)	0.97	2	U	U	2	ug/L
HGW 3A	5/3/2010	TRICHLOROETHYLENE (TCE)	0.97	2	U	U	2	ug/L
HGW 3A	5/4/2011	TRICHLOROETHYLENE (TCE)	0.1	2	U	U	2	ug/L
HGW 3A	4/30/2012	TRICHLOROETHYLENE (TCE)	0.1	2	U	U	2	ug/L
HGW 3A	5/7/2013	TRICHLOROETHYLENE (TCE)	0.1	2	U		2	ug/L
HGW 3A	5/7/2014	TRICHLOROETHYLENE (TCE)	0.3	1	U	U	1	ug/L
HGW 3A	4/22/2015	TRICHLOROETHYLENE (TCE)	0.25	1	U	U	1	ug/L
HGW 3A	5/7/2014	TRICHLOROFLUOROMETHANE	0.3	1	U	U	1	ug/L
HGW 3A	4/22/2015	TRICHLOROFLUOROMETHANE	0.11	1	U	U	1	ug/L
HGW 3A	7/29/2002	TRITIUM	0.52	1.16	U		0.444	pCi/mL
HGW 3A	7/29/2002	TRITIUM	0.52	1.16	U		0.444	pCi/mL
HGW 3A	7/29/2002	TRITIUM	0.411	0.901	U		0.219	pCi/mL
HGW 3A	7/29/2002	TRITIUM	0.411	0.901	U		0.219	pCi/mL
HGW 3A	2/5/2003	TRITIUM	0.533	1.133	U		-0.0362	pCi/mL
HGW 3A	2/5/2003	TRITIUM	0.541	1.145	U		-0.092	pCi/mL
HGW 3A	8/22/2003	TRITIUM			U		0.0162	pCi/mL
HGW 3A	8/22/2003	TRITIUM			U		-0.02896	pCi/mL
HGW 3A	3/15/2004	TRITIUM	0.383	0.815	U	U	-0.0948	pCi/mL
HGW 3A	3/15/2004	TRITIUM	0.362	0.768	U	U	-0.122	pCi/mL
HGW 3A	9/22/2004	TRITIUM	0.87	1.88	U		-0.136	pCi/mL
HGW 3A	3/21/2005	TRITIUM	0.876	1.95	U	U	0.432	pCi/mL
HGW 3A	3/21/2005	TRITIUM	0.877	1.94	U	U	0.303	pCi/mL
HGW 3A	9/23/2005	TRITIUM	0.819	1.79	U	UJ	0.0966	pCi/mL
HGW 3A	9/23/2005	TRITIUM	0.825	1.8	U	UJ	0.0741	pCi/mL
HGW 3A	4/6/2006	TRITIUM	0.21	0.49	U	U	0.18	pCi/mL
HGW 3A	5/16/2007	TRITIUM	0.544	1.19	U	U	0.1	pCi/mL
HGW 3A	5/1/2008	TRITIUM	0.43	0.951	U	U	0.193	pCi/mL
HGW 3A	5/6/2009	TRITIUM	0.585	1.24	U	U	-0.252	pCi/mL
HGW 3A	5/3/2010	TRITIUM	0.457	0.991	U	U	0.0501	pCi/mL
HGW 3A	5/3/2010	TRITIUM	0.459	0.99	U	U	-0.00168	pCi/mL
HGW 3A	5/4/2011	TRITIUM	0.59	1.26	U	U	-0.166	pCi/mL
HGW 3A	4/30/2012	TRITIUM	0.481	1.06	U	U	0.161	pCi/mL
HGW 3A	5/7/2013	TRITIUM	0.53	1.16	U		0.149	pCi/mL
HGW 3A	5/7/2014	TRITIUM	0.379	0.84	U	U	0.178	pCi/mL
HGW 3A	4/22/2015	TRITIUM	0.526	1.13	U	U	-0.113	pCi/mL
HGW 3D	7/29/2002	1,1,1-TRICHLOROETHANE	0.42	2	U		2	ug/L
HGW 3D	7/29/2002	1,1,1-TRICHLOROETHANE	0.21	1	U		1	ug/L
HGW 3D	2/5/2003	1,1,1-TRICHLOROETHANE	0.09	1	U		1	ug/L
HGW 3D	8/22/2003	1,1,1-TRICHLOROETHANE	0.09	1	U		1	ug/L
HGW 3D	3/15/2004	1,1,1-TRICHLOROETHANE	0.34	1	U	UJ	1	ug/L

Bold indicates concentration exceeds the MCL or USEPA Regional Screening Levels, http://epa.gov/reg3hwmd/risk/human/rb-concentration_table/index.htm. (May 2014 RSL Table)

Station	Date	Analyte	MDL	PQL	Lab Qual	EPA Qual	Result	Units
HGW 3D	9/22/2004	1,1,1-TRICHLOROETHANE	0.34	1	U		1	ug/L
HGW 3D	3/21/2005	1,1,1-TRICHLOROETHANE	0.34	1	U	U	1	ug/L
HGW 3D	9/23/2005	1,1,1-TRICHLOROETHANE	0.08	0.5	U	U	0.5	ug/L
HGW 3D	4/6/2006	1,1,1-TRICHLOROETHANE	0.15	0.5	U	U	0.5	ug/L
HGW 3D	5/16/2007	1,1,1-TRICHLOROETHANE	0.3	2	U	U	2	ug/L
HGW 3D	5/1/2008	1,1,1-TRICHLOROETHANE	0.79	2	U	U	2	ug/L
HGW 3D	5/6/2009	1,1,1-TRICHLOROETHANE	0.325	1	U	U	1	ug/L
HGW 3D	5/3/2010	1,1,1-TRICHLOROETHANE	0.79	2	U	U	2	ug/L
HGW 3D	5/4/2011	1,1,1-TRICHLOROETHANE	0.15	2	U	UJ	2	ug/L
HGW 3D	4/30/2012	1,1,1-TRICHLOROETHANE	0.15	2	U	U	2	ug/L
HGW 3D	5/7/2013	1,1,1-TRICHLOROETHANE	0.15	2	U		2	ug/L
HGW 3D	5/7/2014	1,1,1-TRICHLOROETHANE	0.3	1	U	U	1	ug/L
HGW 3D	4/27/2015	1,1,1-TRICHLOROETHANE	0.07	1	U	U	1	ug/L
HGW 3D	5/7/2014	1,1,2,2-TETRACHLOROETHANE	0.3	1	U	U	1	ug/L
HGW 3D	4/27/2015	1,1,2,2-TETRACHLOROETHANE	0.1	1	U	U	1	ug/L
HGW 3D	5/7/2014	1,1,2-TRICHLORO-1,2,2-TRIFLUOROETHANE	2	5			122	ug/L
HGW 3D	4/27/2015	1,1,2-TRICHLORO-1,2,2-TRIFLUOROETHANE	0.5	5			100	ug/L
HGW 3D	5/7/2014	1,1,2-TRICHLOROETHANE	0.3	1	U	U	1	ug/L
HGW 3D	4/27/2015	1,1,2-TRICHLOROETHANE	0.15	1	U	U	1	ug/L
HGW 3D	7/29/2002	1,1-DICHLOROETHANE	0.24	2	U		2	ug/L
HGW 3D	7/29/2002	1,1-DICHLOROETHANE	0.12	1	U		1	ug/L
HGW 3D	2/5/2003	1,1-DICHLOROETHANE	0.05	1	U		1	ug/L
HGW 3D	8/22/2003	1,1-DICHLOROETHANE	0.05	1	U		1	ug/L
HGW 3D	3/15/2004	1,1-DICHLOROETHANE	0.41	1	U	UJ	1	ug/L
HGW 3D	9/22/2004	1,1-DICHLOROETHANE	0.41	1	U		1	ug/L
HGW 3D	3/21/2005	1,1-DICHLOROETHANE	0.41	1	U	U	1	ug/L
HGW 3D	9/23/2005	1,1-DICHLOROETHANE	0.07	0.5	U	U	0.5	ug/L
HGW 3D	4/6/2006	1,1-DICHLOROETHANE	0.16	0.5	U	U	0.5	ug/L
HGW 3D	5/16/2007	1,1-DICHLOROETHANE	0.2	2	U	U	2	ug/L
HGW 3D	5/1/2008	1,1-DICHLOROETHANE	0.9	2	U	U	2	ug/L
HGW 3D	5/6/2009	1,1-DICHLOROETHANE	0.3	1	U	U	1	ug/L
HGW 3D	5/3/2010	1,1-DICHLOROETHANE	0.9	2	U	U	2	ug/L
HGW 3D	5/4/2011	1,1-DICHLOROETHANE	0.1	2	U	UJ	2	ug/L
HGW 3D	4/30/2012	1,1-DICHLOROETHANE	0.1	2	U	U	2	ug/L
HGW 3D	5/7/2013	1,1-DICHLOROETHANE	0.1	2	U		2	ug/L
HGW 3D	5/7/2014	1,1-DICHLOROETHANE	0.3	1	U	U	1	ug/L
HGW 3D	4/27/2015	1,1-DICHLOROETHANE	0.07	1	U	U	1	ug/L
HGW 3D	5/7/2014	1,1-DICHLOROETHYLENE	0.3	1	U	U	1	ug/L
HGW 3D	4/27/2015	1,1-DICHLOROETHYLENE	0.08	1	U	U	1	ug/L
HGW 3D	5/7/2014	1,2,3-TRICHLOROBENZENE	0.3	1	U	U	1	ug/L
HGW 3D	4/27/2015	1,2,3-TRICHLOROBENZENE	0.09	1	U	U	1	ug/L
HGW 3D	5/7/2014	1,2,4-TRICHLOROBENZENE	0.3	1	U	U	1	ug/L
HGW 3D	4/27/2015	1,2,4-TRICHLOROBENZENE	0.08	1	U	U	1	ug/L
HGW 3D	5/7/2014	1,2-DIBROMO-3-CHLOROPROPANE	0.5	1	U	U	1	ug/L
HGW 3D	4/27/2015	1,2-DIBROMO-3-CHLOROPROPANE	0.41	1	U	U	1	ug/L
HGW 3D	5/7/2014	1,2-DIBROMOETHANE	0.3	1	U	U	1	ug/L
HGW 3D	4/27/2015	1,2-DIBROMOETHANE	0.13	1	U	U	1	ug/L
HGW 3D	5/7/2014	1,2-DICHLOROBENZENE	0.3	1	U	U	1	ug/L
HGW 3D	4/27/2015	1,2-DICHLOROBENZENE	0.06	1	U	U	1	ug/L
HGW 3D	5/7/2014	1,2-DICHLOROETHANE (EDC)	0.3	1	U	U	1	ug/L
HGW 3D	4/27/2015	1,2-DICHLOROETHANE (EDC)	0.1	1	U	U	1	ug/L
HGW 3D	5/7/2014	1,2-DICHLOROPROPANE	0.3	1	U	U	1	ug/L
HGW 3D	4/27/2015	1,2-DICHLOROPROPANE	0.1	1	U	U	1	ug/L
HGW 3D	5/7/2014	1,3-DICHLOROBENZENE	0.3	1	U	U	1	ug/L
HGW 3D	4/27/2015	1,3-DICHLOROBENZENE	0.08	1	U	U	1	ug/L
HGW 3D	5/7/2014	1,4-DICHLOROBENZENE	0.3	1	U	U	1	ug/L
HGW 3D	4/27/2015	1,4-DICHLOROBENZENE	0.12	1	U	U	1	ug/L
HGW 3D	5/7/2014	1,4-DIOXANE	15	50	U	U	50	ug/L
HGW 3D	4/27/2015	1,4-DIOXANE	7.6	80	U	U	80	ug/L
HGW 3D	5/7/2014	2-HEXANONE	1.5	5	U	U	5	ug/L
HGW 3D	4/27/2015	2-HEXANONE	0.22	5	U	U	5	ug/L
HGW 3D	5/7/2014	ACETONE	1.5	5	U	U	5	ug/L
HGW 3D	4/27/2015	ACETONE	0.34	2	U	U	2	ug/L
HGW 3D	5/7/2014	BENZENE	0.3	1	U	U	1	ug/L
HGW 3D	4/27/2015	BENZENE	0.06	1	U	U	1	ug/L
HGW 3D	5/7/2014	BROMOCHLOROMETHANE	0.3	1	U	U	1	ug/L
HGW 3D	4/27/2015	BROMOCHLOROMETHANE	0.13	1	U	U	1	ug/L
HGW 3D	5/7/2014	BROMODICHLOROMETHANE	0.3	1	U	U	1	ug/L
HGW 3D	4/27/2015	BROMODICHLOROMETHANE	0.09	1	U	U	1	ug/L
HGW 3D	5/7/2014	BROMOFORM (TRIBROMOMETHANE)	0.3	1	U	U	1	ug/L
HGW 3D	4/27/2015	BROMOFORM (TRIBROMOMETHANE)	0.17	1	U	U	1	ug/L

Bold indicates concentration exceeds the MCL or USEPA Regional Screening Levels, http://epa.gov/reg3hwm/risk/human/rb-concentration_table/index.htm. (May 2014 RSL Table)

Station	Date	Analyte	MDL	PQL	Lab Qual	EPA Qual	Result	Units
HGW 3D	5/7/2014	BROMOMETHANE (METHYL BROMIDE)	0.3	1	U	U	1	ug/L
HGW 3D	4/27/2015	BROMOMETHANE (METHYL BROMIDE)	0.25	2	U	U	2	ug/L
HGW 3D	7/29/2002	CADMIUM	0.4	12	U		12	ug/L
HGW 3D	7/29/2002	CADMIUM	0.4	12	U		12	ug/L
HGW 3D	2/5/2003	CADMIUM	1.1	12	U		12	ug/L
HGW 3D	8/22/2003	CADMIUM	1.1	12	U		12	ug/L
HGW 3D	3/15/2004	CADMIUM	0.04	1	J	J	0.097	ug/L
HGW 3D	9/22/2004	CADMIUM	0.04	1	J		0.182	ug/L
HGW 3D	3/21/2005	CADMIUM	0.1	1	J	J	0.14	ug/L
HGW 3D	9/23/2005	CADMIUM	0.0672	0.5	J	J	0.16	ug/L
HGW 3D	4/6/2006	CADMIUM	0.0574	0.5	J	J	0.11	ug/L
HGW 3D	5/16/2007	CADMIUM	0.057	0.5	J	J	0.16	ug/L
HGW 3D	5/1/2008	CADMIUM	0.1	1	U	U	1	ug/L
HGW 3D	5/6/2009	CADMIUM	1	10	U	U	10	ug/L
HGW 3D	5/3/2010	CADMIUM	0.2	2	U	U	2	ug/L
HGW 3D	5/4/2011	CADMIUM	0.2	2	U	U	2	ug/L
HGW 3D	4/30/2012	CADMIUM	0.2	2	U	U	2	ug/L
HGW 3D	5/7/2013	CADMIUM	0.2	2	U		2	ug/L
HGW 3D	5/7/2014	CADMIUM	0.1	1	U	U	1	ug/L
HGW 3D	4/27/2015	CADMIUM	0.1	1	U	U	1	ug/L
HGW 3D	5/7/2014	CARBON DISULFIDE	1.5	5	U	U	5	ug/L
HGW 3D	4/27/2015	CARBON DISULFIDE	0.05	1	U	U	1	ug/L
HGW 3D	7/29/2002	CARBON TETRACHLORIDE	0.48	2	J		1.06	ug/L
HGW 3D	7/29/2002	CARBON TETRACHLORIDE	0.24	1	J		0.98	ug/L
HGW 3D	2/5/2003	CARBON TETRACHLORIDE	0.11	1	J		0.93	ug/L
HGW 3D	8/22/2003	CARBON TETRACHLORIDE	0.11	1	J		0.85	ug/L
HGW 3D	3/15/2004	CARBON TETRACHLORIDE	0.29	1	J	J	0.635	ug/L
HGW 3D	9/22/2004	CARBON TETRACHLORIDE	0.29	1	J		0.73	ug/L
HGW 3D	3/21/2005	CARBON TETRACHLORIDE	0.29	1	J	J	0.364	ug/L
HGW 3D	9/23/2005	CARBON TETRACHLORIDE	0.09	0.5		J	0.59	ug/L
HGW 3D	4/6/2006	CARBON TETRACHLORIDE	0.15	0.5	J	J	0.43	ug/L
HGW 3D	5/16/2007	CARBON TETRACHLORIDE	0.4	2	U	U	2	ug/L
HGW 3D	5/1/2008	CARBON TETRACHLORIDE	1.04	2	U	U	2	ug/L
HGW 3D	5/6/2009	CARBON TETRACHLORIDE	0.26	1	U	U	1	ug/L
HGW 3D	5/3/2010	CARBON TETRACHLORIDE	1.04	2	U	U	2	ug/L
HGW 3D	5/4/2011	CARBON TETRACHLORIDE	0.13	2	U	UJ	2	ug/L
HGW 3D	4/30/2012	CARBON TETRACHLORIDE	0.13	2	U	U	2	ug/L
HGW 3D	5/7/2013	CARBON TETRACHLORIDE	0.13	2	U		2	ug/L
HGW 3D	5/7/2014	CARBON TETRACHLORIDE	0.3	1	U	U	1	ug/L
HGW 3D	4/27/2015	CARBON TETRACHLORIDE	0.13	1	U	U	1	ug/L
HGW 3D	5/7/2014	CHLOROETHENE (VINYL CHLORIDE)	0.3	1	U	U	1	ug/L
HGW 3D	4/27/2015	CHLOROETHENE (VINYL CHLORIDE)	0.08	2	U	U	2	ug/L
HGW 3D	5/7/2014	CHLOROETHENE (VINYL CHLORIDE)	0.3	1	J	J	0.37	ug/L
HGW 3D	4/27/2015	CHLOROETHENE (VINYL CHLORIDE)	0.1	1	J	U	0.36	ug/L
HGW 3D	5/7/2014	CHLOROMETHANE (METHYL CHLORIDE)	0.3	1	U	U	0.34	ug/L
HGW 3D	4/27/2015	CHLOROMETHANE (METHYL CHLORIDE)	0.08	2	U	U	2	ug/L
HGW 3D	5/7/2014	CIS-1,2-DICHLOROETHYLENE	0.3	1	U	U	1	ug/L
HGW 3D	4/27/2015	CIS-1,2-DICHLOROETHYLENE	0.09	1	U	U	1	ug/L
HGW 3D	5/7/2014	CIS-1,3-DICHLOROPROPENE	0.3	1	U	U	1	ug/L
HGW 3D	4/27/2015	CIS-1,3-DICHLOROPROPENE	0.07	1	U	U	1	ug/L
HGW 3D	5/7/2014	CUMENE (ISOPROPYLBENZENE)	0.3	1	U	U	1	ug/L
HGW 3D	4/27/2015	CUMENE (ISOPROPYLBENZENE)	0.08	1	U	U	1	ug/L
HGW 3D	5/7/2014	CYCLOHEXANE	0.3	1	U	U	1	ug/L
HGW 3D	4/27/2015	CYCLOHEXANE	0.07	1	U	U	1	ug/L
HGW 3D	5/7/2014	DIBROMOCHLOROMETHANE	0.3	1	U	U	1	ug/L
HGW 3D	4/27/2015	DIBROMOCHLOROMETHANE	0.13	1	U	U	1	ug/L
HGW 3D	5/7/2014	DICHLORODIFLUOROMETHANE	0.3	1	U	U	1	ug/L
HGW 3D	4/27/2015	DICHLORODIFLUOROMETHANE	0.08	2	U	U	2	ug/L
HGW 3D	5/7/2014	DICHLOROMETHANE (METHYLENE CHLORIDE)	1	5	U	U	5	ug/L
HGW 3D	4/27/2015	DICHLOROMETHANE (METHYLENE CHLORIDE)	0.27	1	U	U	1	ug/L
HGW 3D	5/7/2014	ETHYLBENZENE	0.3	1	U	U	1	ug/L
HGW 3D	4/27/2015	ETHYLBENZENE	0.09	1	U	U	1	ug/L
HGW 3D	7/29/2002	GROSS ALPHA	7.42	13.68	J		11.7	pCi/L
HGW 3D	2/5/2003	GROSS ALPHA	7.37	15.99	U		4.4	pCi/L
HGW 3D	4/6/2006	GROSS ALPHA	0.46	1.26	J	J	1.22	pCi/L
HGW 3D	5/16/2007	GROSS ALPHA	2.5	8.89	J	J	5.1	pCi/L
HGW 3D	5/1/2008	GROSS ALPHA	2.69	5.96	U	U	0.924	pCi/L

Bold indicates concentration exceeds the MCL or USEPA Regional Screening Levels, http://epa.gov/reg3hwm/risk/human/rb-concentration_table/index.htm. (May 2014 RSL Table)

Station	Date	Analyte	MDL	PQL	Lab Qual	EPA Qual	Result	Units
HGW 3D	5/6/2009	GROSS ALPHA	2.47	6.22	U	U	1.55	pCi/L
HGW 3D	5/7/2013	GROSS ALPHA	2.49	7.26	J		2.78	pCi/L
HGW 3D	5/7/2014	GROSS ALPHA	2.19	6.37	J	J	2.44	pCi/L
HGW 3D	4/27/2015	GROSS ALPHA	2.07	4.82	U	U	0.926	pCi/L
HGW 3D	7/29/2002	LEAD	0.9	8	U		8	ug/L
HGW 3D	7/29/2002	LEAD	0.9	8	J		0.988	ug/L
HGW 3D	2/5/2003	LEAD	2.2	8	U		8	ug/L
HGW 3D	8/22/2003	LEAD	2.2	8	J		6.31	ug/L
HGW 3D	3/15/2004	LEAD	0.05	2	J	U	1.5	ug/L
HGW 3D	9/22/2004	LEAD	0.05	2	J		1.48	ug/L
HGW 3D	3/21/2005	LEAD	0.5	2	J	J	1.43	ug/L
HGW 3D	9/23/2005	LEAD	0.565	3	J	J	1	ug/L
HGW 3D	4/6/2006	LEAD	0.492	3	J	J	1	ug/L
HGW 3D	5/16/2007	LEAD	0.49	3	J	J	1.2	ug/L
HGW 3D	5/1/2008	LEAD	0.1	1			8.06	ug/L
HGW 3D	5/6/2009	LEAD	2	20	J	J	17.1	ug/L
HGW 3D	5/3/2010	LEAD	0.4	4			14.1	ug/L
HGW 3D	5/4/2011	LEAD	1	10			11.3	ug/L
HGW 3D	4/30/2012	LEAD	1	10			211	ug/L
HGW 3D	5/7/2013	LEAD	1	10			52.6	ug/L
HGW 3D	5/7/2014	LEAD	0.5	5			184	ug/L
HGW 3D	4/27/2015	LEAD	0.5	5			17	ug/L
HGW 3D	5/7/2014	M,P-XYLENE	0.3	2	U	U	2	ug/L
HGW 3D	4/27/2015	M,P-XYLENE	0.14	2	U	U	2	ug/L
HGW 3D	5/7/2014	METHYL ACETATE	1.5	5	U	U	5	ug/L
HGW 3D	4/27/2015	METHYL ACETATE	0.37	25	U	U	25	ug/L
HGW 3D	5/7/2014	METHYL ETHYL KETONE	1.5	5	U	U	5	ug/L
HGW 3D	4/27/2015	METHYL ETHYL KETONE	0.52	5	U	U	5	ug/L
HGW 3D	5/7/2014	METHYL ISOBUTYL KETONE	1.5	5	U	U	5	ug/L
HGW 3D	4/27/2015	METHYL ISOBUTYL KETONE	0.12	5	U	U	5	ug/L
HGW 3D	5/7/2014	METHYL TERTIARY BUTYL ETHER (MTBE)	0.3	1	U	U	1	ug/L
HGW 3D	4/27/2015	METHYL TERTIARY BUTYL ETHER (MTBE)	0.11	2	U	U	2	ug/L
HGW 3D	5/7/2014	METHYLCYCLOHEXANE	0.3	1	U	U	1	ug/L
HGW 3D	4/27/2015	METHYLCYCLOHEXANE	0.1	4	U	U	4	ug/L
HGW 3D	7/29/2002	NONVOLATILE BETA	7.85	11.49	U		1.36	pCi/L
HGW 3D	2/5/2003	NONVOLATILE BETA	8.49	17.09	U		3.66	pCi/L
HGW 3D	2/5/2003	NONVOLATILE BETA	8.54	16.94	U		2.14	pCi/L
HGW 3D	8/22/2003	NONVOLATILE BETA			U		0.752	pCi/L
HGW 3D	3/15/2004	NONVOLATILE BETA	0.621	1.267	U	U	0.236	pCi/L
HGW 3D	9/22/2004	NONVOLATILE BETA	8.48	18.7	U		3.46	pCi/L
HGW 3D	3/21/2005	NONVOLATILE BETA	8.27	19	U	U	6.24	pCi/L
HGW 3D	9/23/2005	NONVOLATILE BETA	4.05	9.97	U	U	3.98	pCi/L
HGW 3D	4/6/2006	NONVOLATILE BETA	1.1	2.5	J	J	1.37	pCi/L
HGW 3D	5/16/2007	NONVOLATILE BETA	4.8	11.4	U	U	2.52	pCi/L
HGW 3D	5/1/2008	NONVOLATILE BETA	4.51	10.7	U	U	3.69	pCi/L
HGW 3D	5/6/2009	NONVOLATILE BETA	4.36	10.5	U	U	3.34	pCi/L
HGW 3D	5/3/2010	NONVOLATILE BETA	4.35	8.7	U	U	-0.51	pCi/L
HGW 3D	5/4/2011	NONVOLATILE BETA	4.46	10.1	U	U	1.78	pCi/L
HGW 3D	4/30/2012	NONVOLATILE BETA	4.56	9.73	U	U	0.501	pCi/L
HGW 3D	5/7/2013	NONVOLATILE BETA	4.62	10.6	U		2.64	pCi/L
HGW 3D	5/7/2014	NONVOLATILE BETA	4.44	9.97	U	U	1.83	pCi/L
HGW 3D	4/27/2015	NONVOLATILE BETA	4.23	9.72	U	U	2.49	pCi/L
HGW 3D	5/7/2014	O-XYLENE	0.3	1	U	U	1	ug/L
HGW 3D	4/27/2015	O-XYLENE	0.06	1	U	U	1	ug/L
HGW 3D	5/7/2014	STYRENE	0.3	1	U	U	1	ug/L
HGW 3D	4/27/2015	STYRENE	0.07	1	U	U	1	ug/L
HGW 3D	5/7/2014	TETRACHLOROETHYLENE (PCE)	0.3	1			1.23	ug/L
HGW 3D	4/27/2015	TETRACHLOROETHYLENE (PCE)	0.18	1			1.3	ug/L
HGW 3D	5/7/2014	TOLUENE	0.3	1	U	U	1	ug/L
HGW 3D	4/27/2015	TOLUENE	0.07	1		U	1.4	ug/L
HGW 3D	5/7/2014	TRANS-1,2-DICHLOROETHYLENE	0.3	1	U	U	1	ug/L
HGW 3D	4/27/2015	TRANS-1,2-DICHLOROETHYLENE	0.08	1	U	U	1	ug/L
HGW 3D	5/7/2014	TRANS-1,3-DICHLOROPROPENE	0.3	1	U	U	1	ug/L
HGW 3D	4/27/2015	TRANS-1,3-DICHLOROPROPENE	0.08	1	U	U	1	ug/L
HGW 3D	7/29/2002	TRICHLOROETHYLENE (TCE)	0.28	1			10.7	ug/L
HGW 3D	7/29/2002	TRICHLOROETHYLENE (TCE)	0.56	2			8.58	ug/L
HGW 3D	2/5/2003	TRICHLOROETHYLENE (TCE)	0.16	1			13	ug/L
HGW 3D	8/22/2003	TRICHLOROETHYLENE (TCE)	0.16	1			12.4	ug/L
HGW 3D	3/15/2004	TRICHLOROETHYLENE (TCE)	0.36	1		J	9.76	ug/L
HGW 3D	9/22/2004	TRICHLOROETHYLENE (TCE)	0.36	1			9.06	ug/L
HGW 3D	3/21/2005	TRICHLOROETHYLENE (TCE)	0.36	1			8.37	ug/L

Bold indicates concentration exceeds the MCL or USEPA Regional Screening Levels, http://epa.gov/reg3hwm/risk/human/rb-concentration_table/index.htm. (May 2014 RSL Table)

Station	Date	Analyte	MDL	PQL	Lab Qual	EPA Qual	Result	Units
HGW 3D	9/23/2005	TRICHLOROETHYLENE (TCE)	0.13	0.5		J	11	ug/L
HGW 3D	4/6/2006	TRICHLOROETHYLENE (TCE)	0.2	0.5			9	ug/L
HGW 3D	5/16/2007	TRICHLOROETHYLENE (TCE)	0.2	2			8.38	ug/L
HGW 3D	5/1/2008	TRICHLOROETHYLENE (TCE)	0.97	2			10.1	ug/L
HGW 3D	5/6/2009	TRICHLOROETHYLENE (TCE)	0.25	1			7.62	ug/L
HGW 3D	5/3/2010	TRICHLOROETHYLENE (TCE)	0.97	2			8.82	ug/L
HGW 3D	5/4/2011	TRICHLOROETHYLENE (TCE)	0.1	2		J	6.1	ug/L
HGW 3D	4/30/2012	TRICHLOROETHYLENE (TCE)	0.1	2			6.5	ug/L
HGW 3D	5/7/2013	TRICHLOROETHYLENE (TCE)	0.1	2			5.71	ug/L
HGW 3D	5/7/2014	TRICHLOROETHYLENE (TCE)	0.3	1			5.69	ug/L
HGW 3D	4/27/2015	TRICHLOROETHYLENE (TCE)	0.25	1			4.3	ug/L
HGW 3D	5/7/2014	TRICHLOROFLUOROMETHANE	0.3	1	U	U	1	ug/L
HGW 3D	4/27/2015	TRICHLOROFLUOROMETHANE	0.11	1	J	J	0.19	ug/L
HGW 3D	7/29/2002	TRITIUM	0.517	5.097			145	pCi/mL
HGW 3D	2/5/2003	TRITIUM	0.561	4.941			128	pCi/mL
HGW 3D	2/5/2003	TRITIUM	0.482	4.522			127	pCi/mL
HGW 3D	8/22/2003	TRITIUM					106.988	pCi/mL
HGW 3D	3/15/2004	TRITIUM	0.351	5.091			131	pCi/mL
HGW 3D	9/22/2004	TRITIUM	0.872	5.46			123	pCi/mL
HGW 3D	3/21/2005	TRITIUM	0.93	5.47			105	pCi/mL
HGW 3D	9/23/2005	TRITIUM	0.82	4.92		J	93.9	pCi/mL
HGW 3D	4/6/2006	TRITIUM	0.2	3.8			80.4	pCi/mL
HGW 3D	5/16/2007	TRITIUM	0.541	3.7			67.2	pCi/mL
HGW 3D	5/1/2008	TRITIUM	0.432	3.02			49.3	pCi/mL
HGW 3D	5/6/2009	TRITIUM	0.566	3.1			40.8	pCi/mL
HGW 3D	5/3/2010	TRITIUM	0.463	2.77			37.1	pCi/mL
HGW 3D	5/4/2011	TRITIUM	0.6	3.06			35.9	pCi/mL
HGW 3D	4/30/2012	TRITIUM	0.546	2.78			31.8	pCi/mL
HGW 3D	5/7/2013	TRITIUM	0.395	2.46			28.2	pCi/mL
HGW 3D	5/7/2014	TRITIUM	0.376	1.37			5.88	pCi/mL
HGW 3D	4/27/2015	TRITIUM	0.417	2.25			22	pCi/mL
HGW 4D	7/29/2002	1,1,1-TRICHLOROETHANE	0.21	1	U		1	ug/L
HGW 4D	7/29/2002	1,1,1-TRICHLOROETHANE	0.21	1	U		1	ug/L
HGW 4D	2/5/2003	1,1,1-TRICHLOROETHANE	0.09	1	U		1	ug/L
HGW 4D	8/18/2003	1,1,1-TRICHLOROETHANE	0.09	1	U		1	ug/L
HGW 4D	3/15/2004	1,1,1-TRICHLOROETHANE	0.34	1	U	UJ	1	ug/L
HGW 4D	9/28/2004	1,1,1-TRICHLOROETHANE	0.34	1	U		1	ug/L
HGW 4D	3/23/2005	1,1,1-TRICHLOROETHANE	0.34	1	U	UJ	1	ug/L
HGW 4D	9/26/2005	1,1,1-TRICHLOROETHANE	0.08	0.5	U	U	0.5	ug/L
HGW 4D	4/10/2006	1,1,1-TRICHLOROETHANE	0.15	0.5	U	U	0.5	ug/L
HGW 4D	4/10/2006	1,1,1-TRICHLOROETHANE	0.15	0.5	U	U	0.5	ug/L
HGW 4D	5/16/2007	1,1,1-TRICHLOROETHANE	0.3	2	U	U	2	ug/L
HGW 4D	5/1/2008	1,1,1-TRICHLOROETHANE	0.79	2	U	U	2	ug/L
HGW 4D	5/6/2009	1,1,1-TRICHLOROETHANE	0.325	1	U	U	1	ug/L
HGW 4D	5/3/2010	1,1,1-TRICHLOROETHANE	0.79	2	U	U	2	ug/L
HGW 4D	5/4/2011	1,1,1-TRICHLOROETHANE	0.15	2	U	U	2	ug/L
HGW 4D	5/1/2012	1,1,1-TRICHLOROETHANE	0.15	2	U	U	2	ug/L
HGW 4D	5/8/2013	1,1,1-TRICHLOROETHANE	0.15	2	U		2	ug/L
HGW 4D	5/8/2014	1,1,1-TRICHLOROETHANE	0.3	1	U	U	1	ug/L
HGW 4D	5/8/2014	1,1,2,2-TETRACHLOROETHANE	0.3	1	U	U	1	ug/L
HGW 4D	5/8/2014	1,1,2-TRICHLORO-1,2,2-TRIFLUOROETHANE	2	5	J	J	3.28	ug/L
HGW 4D	5/8/2014	1,1,2-TRICHLOROETHANE	0.3	1	U	U	1	ug/L
HGW 4D	7/29/2002	1,1-DICHLOROETHANE	0.12	1	U		1	ug/L
HGW 4D	7/29/2002	1,1-DICHLOROETHANE	0.12	1	U		1	ug/L
HGW 4D	2/5/2003	1,1-DICHLOROETHANE	0.05	1	U		1	ug/L
HGW 4D	8/18/2003	1,1-DICHLOROETHANE	0.05	1	U		1	ug/L
HGW 4D	3/15/2004	1,1-DICHLOROETHANE	0.41	1	U	UJ	1	ug/L
HGW 4D	9/28/2004	1,1-DICHLOROETHANE	0.41	1	U		1	ug/L
HGW 4D	3/23/2005	1,1-DICHLOROETHANE	0.41	1	U	UJ	1	ug/L
HGW 4D	9/26/2005	1,1-DICHLOROETHANE	0.07	0.5	U	U	0.5	ug/L
HGW 4D	4/10/2006	1,1-DICHLOROETHANE	0.16	0.5	U	U	0.5	ug/L
HGW 4D	4/10/2006	1,1-DICHLOROETHANE	0.16	0.5	U	U	0.5	ug/L
HGW 4D	5/16/2007	1,1-DICHLOROETHANE	0.2	2	U	U	2	ug/L
HGW 4D	5/1/2008	1,1-DICHLOROETHANE	0.9	2	U	U	2	ug/L
HGW 4D	5/6/2009	1,1-DICHLOROETHANE	0.3	1	U	U	1	ug/L
HGW 4D	5/3/2010	1,1-DICHLOROETHANE	0.9	2	U	U	2	ug/L
HGW 4D	5/4/2011	1,1-DICHLOROETHANE	0.1	2	U	U	2	ug/L
HGW 4D	5/1/2012	1,1-DICHLOROETHANE	0.1	2	U	U	2	ug/L
HGW 4D	5/8/2013	1,1-DICHLOROETHANE	0.1	2	U		2	ug/L
HGW 4D	5/8/2014	1,1-DICHLOROETHANE	0.3	1	U	U	1	ug/L
HGW 4D	5/8/2014	1,1-DICHLOROETHYLENE	0.3	1	U	U	1	ug/L

Bold indicates concentration exceeds the MCL or USEPA Regional Screening Levels, http://epa.gov/reg3hwm/risk/human/rb-concentration_table/index.htm. (May 2014 RSL Table)

Station	Date	Analyte	MDL	PQL	Lab Qual	EPA Qual	Result	Units
HGW 4D	5/8/2014	1,2,3-TRICHLOROBENZENE	0.3	1	U	U	1	ug/L
HGW 4D	5/8/2014	1,2,4-TRICHLOROBENZENE	0.3	1	U	U	1	ug/L
HGW 4D	5/8/2014	1,2-DIBROMO-3-CHLOROPROPANE	0.5	1	U	U	1	ug/L
HGW 4D	5/8/2014	1,2-DIBROMOETHANE	0.3	1	U	U	1	ug/L
HGW 4D	5/8/2014	1,2-DICHLOROBENZENE	0.3	1	U	U	1	ug/L
HGW 4D	5/8/2014	1,2-DICHLOROETHANE (EDC)	0.3	1	U	U	1	ug/L
HGW 4D	5/8/2014	1,2-DICHLOROPROPANE	0.3	1	U	U	1	ug/L
HGW 4D	5/8/2014	1,3-DICHLOROBENZENE	0.3	1	U	U	1	ug/L
HGW 4D	5/8/2014	1,4-DICHLOROBENZENE	0.3	1	U	U	1	ug/L
HGW 4D	5/8/2014	1,4-DIOXANE	15	50	U	U	50	ug/L
HGW 4D	5/8/2014	2-HEXANONE	1.5	5	U	U	5	ug/L
HGW 4D	5/8/2014	ACETONE	1.5	5	U	U	5	ug/L
HGW 4D	5/8/2014	BENZENE	0.3	1	U	U	1	ug/L
HGW 4D	5/8/2014	BROMOCHLOROMETHANE	0.3	1	U	U	1	ug/L
HGW 4D	5/8/2014	BROMODICHLOROMETHANE	0.3	1	U	U	1	ug/L
HGW 4D	5/8/2014	BROMOFORM (TRIBROMOMETHANE)	0.3	1	U	U	1	ug/L
HGW 4D	5/8/2014	BROMOMETHANE (METHYL BROMIDE)	0.3	1	U	U	1	ug/L
HGW 4D	7/29/2002	CADMIUM	0.4	12	U		12	ug/L
HGW 4D	7/29/2002	CADMIUM	0.4	12	J		0.406	ug/L
HGW 4D	2/5/2003	CADMIUM	1.1	12	U		12	ug/L
HGW 4D	8/18/2003	CADMIUM	1.1	12	U		12	ug/L
HGW 4D	3/15/2004	CADMIUM	0.04	1	J	J	0.112	ug/L
HGW 4D	9/28/2004	CADMIUM	0.04	1	J		0.109	ug/L
HGW 4D	3/23/2005	CADMIUM	0.1	1	U	U	1	ug/L
HGW 4D	9/26/2005	CADMIUM	0.0672	0.5	J	J	0.075	ug/L
HGW 4D	4/10/2006	CADMIUM	0.057	0.5	U	U	0.5	ug/L
HGW 4D	4/10/2006	CADMIUM	0.057	0.5	J	J	0.062	ug/L
HGW 4D	5/16/2007	CADMIUM	0.057	0.5	J	J	0.1	ug/L
HGW 4D	5/1/2008	CADMIUM	0.1	1	J	J	0.104	ug/L
HGW 4D	5/6/2009	CADMIUM	1	10	U	U	10	ug/L
HGW 4D	5/3/2010	CADMIUM	0.2	2	U	U	2	ug/L
HGW 4D	5/4/2011	CADMIUM	0.2	2	U	U	2	ug/L
HGW 4D	5/1/2012	CADMIUM	0.2	2	U	U	2	ug/L
HGW 4D	5/8/2013	CADMIUM	0.2	2	U		2	ug/L
HGW 4D	5/8/2014	CADMIUM	0.1	1	U	U	1	ug/L
HGW 4D	5/8/2014	CARBON DISULFIDE	1.5	5	U	U	5	ug/L
HGW 4D	7/29/2002	CARBON TETRACHLORIDE	0.24	1	U		1	ug/L
HGW 4D	7/29/2002	CARBON TETRACHLORIDE	0.24	1	U		1	ug/L
HGW 4D	2/5/2003	CARBON TETRACHLORIDE	0.11	1	U		1	ug/L
HGW 4D	8/18/2003	CARBON TETRACHLORIDE	0.11	1	U		1	ug/L
HGW 4D	3/15/2004	CARBON TETRACHLORIDE	0.29	1	U	UJ	1	ug/L
HGW 4D	9/28/2004	CARBON TETRACHLORIDE	0.29	1	U		1	ug/L
HGW 4D	3/23/2005	CARBON TETRACHLORIDE	0.29	1	U	UJ	1	ug/L
HGW 4D	9/26/2005	CARBON TETRACHLORIDE	0.09	0.5	U	U	0.5	ug/L
HGW 4D	4/10/2006	CARBON TETRACHLORIDE	0.15	0.5	U	U	0.5	ug/L
HGW 4D	4/10/2006	CARBON TETRACHLORIDE	0.15	0.5	U	U	0.5	ug/L
HGW 4D	5/16/2007	CARBON TETRACHLORIDE	0.4	2	U	U	2	ug/L
HGW 4D	5/1/2008	CARBON TETRACHLORIDE	1.04	2	U	U	2	ug/L
HGW 4D	5/6/2009	CARBON TETRACHLORIDE	0.26	1	U	U	1	ug/L
HGW 4D	5/3/2010	CARBON TETRACHLORIDE	1.04	2	U	U	2	ug/L
HGW 4D	5/4/2011	CARBON TETRACHLORIDE	0.13	2	U	U	2	ug/L
HGW 4D	5/1/2012	CARBON TETRACHLORIDE	0.13	2	U	U	2	ug/L
HGW 4D	5/8/2013	CARBON TETRACHLORIDE	0.13	2	U		2	ug/L
HGW 4D	5/8/2014	CARBON TETRACHLORIDE	0.3	1	U	U	1	ug/L
HGW 4D	5/8/2014	CHLOROBENZENE	0.3	1	U	U	1	ug/L
HGW 4D	5/8/2014	CHLOROETHANE (ETHYL CHLORIDE)	0.3	1	U	U	1	ug/L
HGW 4D	5/8/2014	CHLOROETHENE (VINYL CHLORIDE)	0.3	1	U	U	1	ug/L
HGW 4D	5/8/2014	CHLOROFORM	0.3	1	U	U	1	ug/L
HGW 4D	5/8/2014	CHLOROMETHANE (METHYL CHLORIDE)	0.3	1	U	U	0.33	ug/L
HGW 4D	5/8/2014	CIS-1,2-DICHLOROETHYLENE	0.3	1	J	J	0.4	ug/L
HGW 4D	5/8/2014	CIS-1,3-DICHLOROPROPENE	0.3	1	U	U	1	ug/L
HGW 4D	5/8/2014	CUMENE (ISOPROPYLBENZENE)	0.3	1	U	U	1	ug/L
HGW 4D	5/8/2014	CYCLOHEXANE	0.3	1	U	U	1	ug/L
HGW 4D	5/8/2014	DIBROMOCHLOROMETHANE	0.3	1	U	U	1	ug/L
HGW 4D	5/8/2014	DICHLORODIFLUOROMETHANE	0.3	1	U	U	1	ug/L
HGW 4D	5/8/2014	DICHLOROMETHANE (METHYLENE CHLORIDE)	1	5	U	U	5	ug/L
HGW 4D	5/8/2014	ETHYLBENZENE	0.3	1	U	U	1	ug/L
HGW 4D	7/29/2002	GROSS ALPHA	7.36	10.34	U		0.666	pCi/L
HGW 4D	5/16/2007	GROSS ALPHA	2.48	7.7	J	J	3.26	pCi/L
HGW 4D	5/1/2008	GROSS ALPHA	2.26	5.99	U	U	1.6	pCi/L
HGW 4D	5/6/2009	GROSS ALPHA	2.45	6.98	J	J	2.45	pCi/L

Bold indicates concentration exceeds the MCL or USEPA Regional Screening Levels, http://epa.gov/reg3hwmd/risk/human/rb-concentration_table/index.htm. (May 2014 RSL Table)

Station	Date	Analyte	MDL	PQL	Lab Qual	EPA Qual	Result	Units
HGW 4D	5/8/2013	GROSS ALPHA	2.49	6.13	U		1.44	pCi/L
HGW 4D	5/8/2014	GROSS ALPHA	2.19	5.96	U	U	1.92	pCi/L
HGW 4D	7/29/2002	LEAD	0.9	8	U		8	ug/L
HGW 4D	7/29/2002	LEAD	0.9	8	U		8	ug/L
HGW 4D	2/5/2003	LEAD	2.2	8			9.63	ug/L
HGW 4D	8/18/2003	LEAD	2.2	8	U		8	ug/L
HGW 4D	3/15/2004	LEAD	0.05	2	J	U	0.862	ug/L
HGW 4D	9/28/2004	LEAD	0.05	2	J		0.641	ug/L
HGW 4D	3/23/2005	LEAD	0.5	2	U	U	2	ug/L
HGW 4D	9/26/2005	LEAD	0.565	3	U	U	3	ug/L
HGW 4D	4/10/2006	LEAD	0.49	3	U	U	3	ug/L
HGW 4D	4/10/2006	LEAD	0.49	3	U	U	3	ug/L
HGW 4D	5/16/2007	LEAD	0.49	3			4590	ug/L
HGW 4D	8/27/2007	LEAD	0.5	2			25.2	ug/L
HGW 4D	8/27/2007	LEAD	0.49	3			15.6	ug/L
HGW 4D	5/1/2008	LEAD	0.1	1			12.5	ug/L
HGW 4D	5/6/2009	LEAD	2	20	J	J	4.54	ug/L
HGW 4D	5/3/2010	LEAD	0.4	4			7.07	ug/L
HGW 4D	5/4/2011	LEAD	1	10	J	J	2.32	ug/L
HGW 4D	5/1/2012	LEAD	1	10	J	J	1.78	ug/L
HGW 4D	5/8/2013	LEAD	1	10	U		10	ug/L
HGW 4D	5/8/2014	LEAD	0.5	5	J	J	1.22	ug/L
HGW 4D	5/8/2014	M,P-XYLENE	0.3	2	U	U	2	ug/L
HGW 4D	5/8/2014	METHYL ACETATE	1.5	5	U	U	5	ug/L
HGW 4D	5/8/2014	METHYL ETHYL KETONE	1.5	5	U	U	5	ug/L
HGW 4D	5/8/2014	METHYL ISOBUTYL KETONE	1.5	5	U	U	5	ug/L
HGW 4D	5/8/2014	METHYL TERTIARY BUTYL ETHER (MTBE)	0.3	1	U	U	1	ug/L
HGW 4D	5/8/2014	METHYLCYCLOHEXANE	0.3	1	U	U	1	ug/L
HGW 4D	7/29/2002	NONVOLATILE BETA	7.83	13.09	J		11.2	pCi/L
HGW 4D	2/5/2003	NONVOLATILE BETA	8.57	14.95	U		-2.81	pCi/L
HGW 4D	8/18/2003	NONVOLATILE BETA			U		2.21	pCi/L
HGW 4D	3/15/2004	NONVOLATILE BETA	0.603	1.291	J	J	0.801	pCi/L
HGW 4D	9/28/2004	NONVOLATILE BETA	8.86	19.1	U		1.77	pCi/L
HGW 4D	3/23/2005	NONVOLATILE BETA	9.56	21.3	U	U	5.22	pCi/L
HGW 4D	9/26/2005	NONVOLATILE BETA	4.15	10.1	U	U	3.76	pCi/L
HGW 4D	4/10/2006	NONVOLATILE BETA	1.1	2.62		J	5.09	pCi/L
HGW 4D	4/10/2006	NONVOLATILE BETA	1.1	2.46	J	J	1.23	pCi/L
HGW 4D	5/16/2007	NONVOLATILE BETA	4.6	11.2	U	U	3.18	pCi/L
HGW 4D	5/1/2008	NONVOLATILE BETA	4.24	9.3	U	U	1.24	pCi/L
HGW 4D	5/6/2009	NONVOLATILE BETA	4.46	10.2	U	U	2.1	pCi/L
HGW 4D	5/3/2010	NONVOLATILE BETA	4.19	10.2	U	U	4.13	pCi/L
HGW 4D	5/4/2011	NONVOLATILE BETA	4.35	9.64	U	U	1.24	pCi/L
HGW 4D	5/1/2012	NONVOLATILE BETA	4.54	10.5	U	U	2.82	pCi/L
HGW 4D	5/8/2013	NONVOLATILE BETA	4.47	10.7	U		3.94	pCi/L
HGW 4D	5/8/2014	NONVOLATILE BETA	3.99	8.84	U	U	0.921	pCi/L
HGW 4D	5/8/2014	O-XYLENE	0.3	1	U	U	1	ug/L
HGW 4D	5/8/2014	STYRENE	0.3	1	U	U	1	ug/L
HGW 4D	5/8/2014	TETRACHLOROETHYLENE (PCE)	0.3	1	J	J	0.36	ug/L
HGW 4D	5/8/2014	TOLUENE	0.3	1	U	U	1	ug/L
HGW 4D	5/8/2014	TRANS-1,2-DICHLOROETHYLENE	0.3	1	U	U	1	ug/L
HGW 4D	5/8/2014	TRANS-1,3-DICHLOROPROPENE	0.3	1	U	U	1	ug/L
HGW 4D	7/29/2002	TRICHLOROETHYLENE (TCE)	0.28	1			1.17	ug/L
HGW 4D	7/29/2002	TRICHLOROETHYLENE (TCE)	0.28	1			1.02	ug/L
HGW 4D	2/5/2003	TRICHLOROETHYLENE (TCE)	0.16	1			1.23	ug/L
HGW 4D	8/18/2003	TRICHLOROETHYLENE (TCE)	0.16	1	J		0.56	ug/L
HGW 4D	3/15/2004	TRICHLOROETHYLENE (TCE)	0.36	1	J	J	0.849	ug/L
HGW 4D	9/28/2004	TRICHLOROETHYLENE (TCE)	0.36	1	J		0.848	ug/L
HGW 4D	3/23/2005	TRICHLOROETHYLENE (TCE)	0.36	1	J	J	0.641	ug/L
HGW 4D	9/26/2005	TRICHLOROETHYLENE (TCE)	0.13	0.5			0.75	ug/L
HGW 4D	4/10/2006	TRICHLOROETHYLENE (TCE)	0.2	0.5			0.5	ug/L
HGW 4D	4/10/2006	TRICHLOROETHYLENE (TCE)	0.2	0.5	J	J	0.47	ug/L
HGW 4D	5/16/2007	TRICHLOROETHYLENE (TCE)	0.2	2	J	J	0.39	ug/L
HGW 4D	5/1/2008	TRICHLOROETHYLENE (TCE)	0.97	2	U	U	2	ug/L
HGW 4D	5/6/2009	TRICHLOROETHYLENE (TCE)	0.25	1	U	U	1	ug/L
HGW 4D	5/3/2010	TRICHLOROETHYLENE (TCE)	0.97	2	U	U	2	ug/L
HGW 4D	5/4/2011	TRICHLOROETHYLENE (TCE)	0.1	2	U	U	2	ug/L
HGW 4D	5/1/2012	TRICHLOROETHYLENE (TCE)	0.1	2	U	U	2	ug/L
HGW 4D	5/8/2013	TRICHLOROETHYLENE (TCE)	0.1	2	U		2	ug/L
HGW 4D	5/8/2014	TRICHLOROETHYLENE (TCE)	0.3	1	J	J	0.48	ug/L
HGW 4D	5/8/2014	TRICHLOROFLUOROMETHANE	0.3	1	U	U	1	ug/L
HGW 4D	7/29/2002	TRITIUM	0.508	1.722			8.26	pCi/mL

Bold indicates concentration exceeds the MCL or USEPA Regional Screening Levels, http://epa.gov/reg3hwm/risk/human/rb-concentration_table/index.htm. (May 2014 RSL Table)

Station	Date	Analyte	MDL	PQL	Lab Qual	EPA Qual	Result	Units
HGW 4D	2/5/2003	TRITIUM	0.554	1.744			7.05	pCi/mL
HGW 4D	8/18/2003	TRITIUM			U		5.766	pCi/mL
HGW 4D	8/18/2003	TRITIUM			U		5.507	pCi/mL
HGW 4D	3/15/2004	TRITIUM	0.345	1.457			6.6	pCi/mL
HGW 4D	9/28/2004	TRITIUM	0.911	2.44			6.35	pCi/mL
HGW 4D	3/23/2005	TRITIUM	0.834	2.22			5.72	pCi/mL
HGW 4D	9/26/2005	TRITIUM	1.02	2.6			5.67	pCi/mL
HGW 4D	4/10/2006	TRITIUM	0.4	1.5			6.19	pCi/mL
HGW 4D	4/10/2006	TRITIUM	0.4	1.46			5.62	pCi/mL
HGW 4D	5/16/2007	TRITIUM	0.542	1.63			5.58	pCi/mL
HGW 4D	5/1/2008	TRITIUM	0.443	1.4			4.93	pCi/mL
HGW 4D	5/6/2009	TRITIUM	0.559	1.55			3.82	pCi/mL
HGW 4D	5/3/2010	TRITIUM	0.461	1.39			4.37	pCi/mL
HGW 4D	5/4/2011	TRITIUM	0.587	1.69			4.91	pCi/mL
HGW 4D	5/1/2012	TRITIUM	0.49	1.55			5.5	pCi/mL
HGW 4D	5/8/2013	TRITIUM	0.528	1.55			4.38	pCi/mL
HGW 4D	5/8/2014	TRITIUM	0.415	1.22			3.14	pCi/mL
HHP 1D	5/7/2014	1,1,1-TRICHLOROETHANE	0.3	1	U	U	1	ug/L
HHP 1D	4/22/2015	1,1,1-TRICHLOROETHANE	0.07	1	U	U	1	ug/L
HHP 1D	5/7/2014	1,1,2,2-TETRACHLOROETHANE	0.3	1	U	U	1	ug/L
HHP 1D	4/22/2015	1,1,2,2-TETRACHLOROETHANE	0.1	1	U	U	1	ug/L
HHP 1D	5/7/2014	1,1,2-TRICHLORO-1,2,2-TRIFLUOROETHANE	2	5	U	U	5	ug/L
HHP 1D	4/22/2015	1,1,2-TRICHLORO-1,2,2-TRIFLUOROETHANE	0.1	1	U	U	1	ug/L
HHP 1D	5/7/2014	1,1,2-TRICHLOROETHANE	0.3	1	U	U	1	ug/L
HHP 1D	4/22/2015	1,1,2-TRICHLOROETHANE	0.15	1	U	U	1	ug/L
HHP 1D	5/7/2014	1,1-DICHLOROETHANE	0.3	1	U	U	1	ug/L
HHP 1D	4/22/2015	1,1-DICHLOROETHANE	0.07	1	U	U	1	ug/L
HHP 1D	5/7/2014	1,1-DICHLOROETHYLENE	0.3	1	U	U	1	ug/L
HHP 1D	4/22/2015	1,1-DICHLOROETHYLENE	0.08	1	U	U	1	ug/L
HHP 1D	5/7/2014	1,2,3-TRICHLOROBENZENE	0.3	1	U	U	1	ug/L
HHP 1D	4/22/2015	1,2,3-TRICHLOROBENZENE	0.09	1	U	U	1	ug/L
HHP 1D	5/7/2014	1,2,4-TRICHLOROBENZENE	0.3	1	U	U	1	ug/L
HHP 1D	4/22/2015	1,2,4-TRICHLOROBENZENE	0.08	1	U	U	1	ug/L
HHP 1D	5/7/2014	1,2-DIBROMO-3-CHLOROPROPANE	0.5	1	U	U	1	ug/L
HHP 1D	4/22/2015	1,2-DIBROMO-3-CHLOROPROPANE	0.41	1	U	U	1	ug/L
HHP 1D	5/7/2014	1,2-DIBROMOETHANE	0.3	1	U	U	1	ug/L
HHP 1D	4/22/2015	1,2-DIBROMOETHANE	0.13	1	U	U	1	ug/L
HHP 1D	5/7/2014	1,2-DICHLOROBENZENE	0.3	1	U	U	1	ug/L
HHP 1D	4/22/2015	1,2-DICHLOROBENZENE	0.06	1	U	U	1	ug/L
HHP 1D	5/7/2014	1,2-DICHLOROETHANE (EDC)	0.3	1	U	U	1	ug/L
HHP 1D	4/22/2015	1,2-DICHLOROETHANE (EDC)	0.1	1	U	U	1	ug/L
HHP 1D	5/7/2014	1,2-DICHLOROPROPANE	0.3	1	U	U	1	ug/L
HHP 1D	4/22/2015	1,2-DICHLOROPROPANE	0.1	1	U	U	1	ug/L
HHP 1D	5/7/2014	1,3-DICHLOROBENZENE	0.3	1	U	U	1	ug/L
HHP 1D	4/22/2015	1,3-DICHLOROBENZENE	0.08	1	U	U	1	ug/L
HHP 1D	5/7/2014	1,4-DICHLOROBENZENE	0.3	1	U	U	1	ug/L
HHP 1D	4/22/2015	1,4-DICHLOROBENZENE	0.12	1	U	U	1	ug/L
HHP 1D	5/7/2014	1,4-DIOXANE	15	50	U	U	50	ug/L
HHP 1D	4/22/2015	1,4-DIOXANE	7.6	80	U	U	80	ug/L
HHP 1D	5/7/2014	2-HEXANONE	1.5	5	U	U	5	ug/L
HHP 1D	4/22/2015	2-HEXANONE	0.22	5	U	U	5	ug/L
HHP 1D	5/7/2014	ACETONE	1.5	5	U	U	5	ug/L
HHP 1D	4/22/2015	ACETONE	0.34	2	U	U	2	ug/L
HHP 1D	5/7/2014	BENZENE	0.3	1	U	U	1	ug/L
HHP 1D	4/22/2015	BENZENE	0.06	1	U	U	1	ug/L
HHP 1D	5/7/2014	BROMOCHLOROMETHANE	0.3	1	U	U	1	ug/L
HHP 1D	4/22/2015	BROMOCHLOROMETHANE	0.13	1	U	U	1	ug/L
HHP 1D	5/7/2014	BROMODICHLOROMETHANE	0.3	1	U	U	1	ug/L
HHP 1D	4/22/2015	BROMODICHLOROMETHANE	0.09	1	U	U	1	ug/L
HHP 1D	5/7/2014	BROMOFORM (TRIBROMOMETHANE)	0.3	1	U	U	1	ug/L
HHP 1D	4/22/2015	BROMOFORM (TRIBROMOMETHANE)	0.17	1	U	U	1	ug/L
HHP 1D	5/7/2014	BROMOMETHANE (METHYL BROMIDE)	0.3	1	U	U	1	ug/L
HHP 1D	4/22/2015	BROMOMETHANE (METHYL BROMIDE)	0.25	2	U	U	2	ug/L
HHP 1D	5/7/2014	CARBON DISULFIDE	1.5	5	U	U	5	ug/L
HHP 1D	4/22/2015	CARBON DISULFIDE	0.05	1	U	U	1	ug/L
HHP 1D	5/7/2014	CARBON TETRACHLORIDE	0.3	1	U	U	1	ug/L
HHP 1D	4/22/2015	CARBON TETRACHLORIDE	0.13	1	U	U	1	ug/L
HHP 1D	5/7/2014	CHLOROBENZENE	0.3	1	U	U	1	ug/L
HHP 1D	4/22/2015	CHLOROBENZENE	0.15	1	U	U	1	ug/L
HHP 1D	5/7/2014	CHLOROETHANE (ETHYL CHLORIDE)	0.3	1	U	U	1	ug/L
HHP 1D	4/22/2015	CHLOROETHANE (ETHYL CHLORIDE)	0.1	2	U	U	2	ug/L

Bold indicates concentration exceeds the MCL or USEPA Regional Screening Levels, http://epa.gov/reg3hwm/risk/human/rb-concentration_table/index.htm. (May 2014 RSL Table)

Station	Date	Analyte	MDL	PQL	Lab Qual	EPA Qual	Result	Units
HHP 1D	5/7/2014	CHLOROETHENE (VINYL CHLORIDE)	0.3	1	U	U	1	ug/L
HHP 1D	4/22/2015	CHLOROETHENE (VINYL CHLORIDE)	0.08	2	U	U	2	ug/L
HHP 1D	5/7/2014	CHLOROFORM	0.3	1	U	U	1	ug/L
HHP 1D	4/22/2015	CHLOROFORM	0.1	1	U	U	1	ug/L
HHP 1D	5/7/2014	CHLOROMETHANE (METHYL CHLORIDE)	0.3	1	U	U	1	ug/L
HHP 1D	4/22/2015	CHLOROMETHANE (METHYL CHLORIDE)	0.08	2	U	U	2	ug/L
HHP 1D	5/7/2014	CIS-1,2-DICHLOROETHYLENE	0.3	1	U	U	1	ug/L
HHP 1D	4/22/2015	CIS-1,2-DICHLOROETHYLENE	0.09	1	U	U	1	ug/L
HHP 1D	5/7/2014	CIS-1,3-DICHLOROPROPENE	0.3	1	U	U	1	ug/L
HHP 1D	4/22/2015	CIS-1,3-DICHLOROPROPENE	0.07	1	U	U	1	ug/L
HHP 1D	5/7/2014	CUMENE (ISOPROPYLBENZENE)	0.3	1	U	U	1	ug/L
HHP 1D	4/22/2015	CUMENE (ISOPROPYLBENZENE)	0.08	1	U	U	1	ug/L
HHP 1D	5/7/2014	CYCLOHEXANE	0.3	1	U	U	1	ug/L
HHP 1D	4/22/2015	CYCLOHEXANE	0.07	1	U	U	1	ug/L
HHP 1D	5/7/2014	DIBROMOCHLOROMETHANE	0.3	1	U	U	1	ug/L
HHP 1D	4/22/2015	DIBROMOCHLOROMETHANE	0.13	1	U	U	1	ug/L
HHP 1D	5/7/2014	DICHLORODIFLUOROMETHANE	0.3	1	U	U	1	ug/L
HHP 1D	4/22/2015	DICHLORODIFLUOROMETHANE	0.08	2	U	U	2	ug/L
HHP 1D	5/7/2014	DICHLOROMETHANE (METHYLENE CHLORIDE)	1	5	U	U	5	ug/L
HHP 1D	4/22/2015	DICHLOROMETHANE (METHYLENE CHLORIDE)	0.27	1	U	U	1	ug/L
HHP 1D	5/7/2014	ETHYLBENZENE	0.3	1	U	U	1	ug/L
HHP 1D	4/22/2015	ETHYLBENZENE	0.09	1	U	U	1	ug/L
HHP 1D	3/17/2004	GROSS ALPHA	0.656	1.472	J	J	0.696	pCi/L
HHP 1D	4/10/2006	GROSS ALPHA	0.53	1.51			1.54	pCi/L
HHP 1D	4/10/2006	GROSS ALPHA	0.51	1.25	J	J	0.67	pCi/L
HHP 1D	5/15/2007	GROSS ALPHA	2.97	10.4	J	J	5.88	pCi/L
HHP 1D	5/15/2007	GROSS ALPHA	2.98	8.34	U	U	2.74	pCi/L
HHP 1D	5/1/2008	GROSS ALPHA	3.02	6.69	U	U	1.03	pCi/L
HHP 1D	5/7/2009	GROSS ALPHA	2.63	7.88	J	J	3.12	pCi/L
HHP 1D	5/7/2009	GROSS ALPHA	2.64	6.64	U	U	1.65	pCi/L
HHP 1D	5/6/2013	GROSS ALPHA	2.57	6.75	U		1.95	pCi/L
HHP 1D	5/7/2014	GROSS ALPHA	2.21	5.43	U	U	1.27	pCi/L
HHP 1D	4/22/2015	GROSS ALPHA	2.19	5.91	U	U	1.79	pCi/L
HHP 1D	5/7/2014	M,P-XYLENE	0.3	2	U	U	2	ug/L
HHP 1D	4/22/2015	M,P-XYLENE	0.14	2	U	U	2	ug/L
HHP 1D	5/7/2014	METHYL ACETATE	1.5	5	U	U	5	ug/L
HHP 1D	4/22/2015	METHYL ACETATE	0.37	25	U	U	25	ug/L
HHP 1D	5/7/2014	METHYL ETHYL KETONE	1.5	5	U	U	5	ug/L
HHP 1D	4/22/2015	METHYL ETHYL KETONE	0.52	5	U	U	5	ug/L
HHP 1D	5/7/2014	METHYL ISOBUTYL KETONE	1.5	5	U	U	5	ug/L
HHP 1D	4/22/2015	METHYL ISOBUTYL KETONE	0.12	5	U	U	5	ug/L
HHP 1D	5/7/2014	METHYL TERTIARY BUTYL ETHER (MTBE)	0.3	1	U	U	1	ug/L
HHP 1D	4/22/2015	METHYL TERTIARY BUTYL ETHER (MTBE)	0.11	2	U	U	2	ug/L
HHP 1D	5/7/2014	METHYLCYCLOHEXANE	0.3	1	U	U	1	ug/L
HHP 1D	4/22/2015	METHYLCYCLOHEXANE	0.1	4	U	U	4	ug/L
HHP 1D	9/10/2003	NONVOLATILE BETA			U		15.3	pCi/L
HHP 1D	3/17/2004	NONVOLATILE BETA	0.649	1.921			7.33	pCi/L
HHP 1D	3/17/2004	NONVOLATILE BETA	0.705	1.975			6.88	pCi/L
HHP 1D	9/23/2004	NONVOLATILE BETA	9.28	22.4	J		11.7	pCi/L
HHP 1D	3/22/2005	NONVOLATILE BETA	9.26	21.9	J	UJ	9.91	pCi/L
HHP 1D	9/22/2005	NONVOLATILE BETA	4.13	11	J	UJ	6.66	pCi/L
HHP 1D	4/10/2006	NONVOLATILE BETA	1.1	2.72		J	7.05	pCi/L
HHP 1D	4/10/2006	NONVOLATILE BETA	1.2	2.88		J	6.34	pCi/L
HHP 1D	2/8/2007	NONVOLATILE BETA	1.32	3.84			8.07	pCi/L
HHP 1D	5/15/2007	NONVOLATILE BETA	4.55	11.5	J	J	5.26	pCi/L
HHP 1D	5/15/2007	NONVOLATILE BETA	4.82	11.9	U	U	4.67	pCi/L
HHP 1D	5/1/2008	NONVOLATILE BETA	4.54	12.6	J	J	10.1	pCi/L
HHP 1D	5/7/2009	NONVOLATILE BETA	4.37	11.2	J	J	5.69	pCi/L
HHP 1D	5/7/2009	NONVOLATILE BETA	4.53	10.6	U	U	2.81	pCi/L
HHP 1D	5/3/2010	NONVOLATILE BETA	4.28	10.3	U	U	3.77	pCi/L
HHP 1D	5/3/2011	NONVOLATILE BETA	4.26	9.72	U	U	1.95	pCi/L
HHP 1D	4/30/2012	NONVOLATILE BETA	4.8	11.1	U	U	3.07	pCi/L
HHP 1D	5/6/2013	NONVOLATILE BETA	4.53	11	U		4.35	pCi/L
HHP 1D	5/7/2014	NONVOLATILE BETA	4.28	10.7	J	J	5	pCi/L
HHP 1D	4/22/2015	NONVOLATILE BETA	4.35	11.1	J	J	6.11	pCi/L
HHP 1D	5/7/2014	O-XYLENE	0.3	1	U	U	1	ug/L
HHP 1D	4/22/2015	O-XYLENE	0.06	1	U	U	1	ug/L
HHP 1D	5/7/2014	STYRENE	0.3	1	U	U	1	ug/L
HHP 1D	4/22/2015	STYRENE	0.07	1	U	U	1	ug/L
HHP 1D	5/7/2014	TETRACHLOROETHYLENE (PCE)	0.3	1	U	U	1	ug/L
HHP 1D	4/22/2015	TETRACHLOROETHYLENE (PCE)	0.18	1	U	U	1	ug/L

Bold indicates concentration exceeds the MCL or USEPA Regional Screening Levels, http://epa.gov/reg3hwm/risk/human/rb-concentration_table/index.htm. (May 2014 RSL Table)

Station	Date	Analyte	MDL	PQL	Lab Qual	EPA Qual	Result	Units
HHP 1D	5/7/2014	TOLUENE	0.3	1	U	U	1	ug/L
HHP 1D	4/22/2015	TOLUENE	0.07	1		U	1.9	ug/L
HHP 1D	5/7/2014	TRANS-1,2-DICHLOROETHYLENE	0.3	1	U	U	1	ug/L
HHP 1D	4/22/2015	TRANS-1,2-DICHLOROETHYLENE	0.08	1	U	U	1	ug/L
HHP 1D	5/7/2014	TRANS-1,3-DICHLOROPROPENE	0.3	1	U	U	1	ug/L
HHP 1D	4/22/2015	TRANS-1,3-DICHLOROPROPENE	0.08	1	U	U	1	ug/L
HHP 1D	5/7/2014	TRICHLOROETHYLENE (TCE)	0.3	1	U	U	1	ug/L
HHP 1D	4/22/2015	TRICHLOROETHYLENE (TCE)	0.25	1	U	U	1	ug/L
HHP 1D	5/7/2014	TRICHLOROFLUOROMETHANE	0.3	1	U	U	1	ug/L
HHP 1D	4/22/2015	TRICHLOROFLUOROMETHANE	0.11	1	U	U	1	ug/L
HHP 1D	9/10/2003	TRITIUM			U		13.54	pCi/mL
HHP 1D	9/10/2003	TRITIUM			U		13.3	pCi/mL
HHP 1D	3/17/2004	TRITIUM	0.349	1.297			11	pCi/mL
HHP 1D	9/23/2004	TRITIUM	0.884	2.58			10.7	pCi/mL
HHP 1D	3/22/2005	TRITIUM	0.891	2.52			8.25	pCi/mL
HHP 1D	9/22/2005	TRITIUM	0.882	2.3			5.14	pCi/mL
HHP 1D	4/10/2006	TRITIUM	0.31	1.13		J	4.99	pCi/mL
HHP 1D	4/10/2006	TRITIUM	0.31	1.09			4.59	pCi/mL
HHP 1D	2/8/2007	TRITIUM	0.535	1.54			3.02	pCi/mL
HHP 1D	5/15/2007	TRITIUM	0.583	1.56			3.38	pCi/mL
HHP 1D	5/1/2008	TRITIUM	0.432	1.25			3.2	pCi/mL
HHP 1D	5/7/2009	TRITIUM	0.561	1.5			3.19	pCi/mL
HHP 1D	5/7/2009	TRITIUM	0.565	1.5			3.05	pCi/mL
HHP 1D	5/3/2010	TRITIUM	0.46	1.25			2.5	pCi/mL
HHP 1D	5/3/2011	TRITIUM	0.465	1.31			3.06	pCi/mL
HHP 1D	4/30/2012	TRITIUM	0.567	1.36	J	J	1.29	pCi/mL
HHP 1D	5/6/2013	TRITIUM	0.393	1.09	J		1.95	pCi/mL
HHP 1D	5/7/2014	TRITIUM	0.377	1.04			1.81	pCi/mL
HHP 1D	5/7/2014	TRITIUM	0.378	1.03			1.72	pCi/mL
HHP 1D	4/22/2015	TRITIUM	0.528	1.35			2.52	pCi/mL
HHP 2D	5/7/2014	1,1,1-TRICHLOROETHANE	0.3	1	U	U	1	ug/L
HHP 2D	5/7/2014	1,1,1-TRICHLOROETHANE	0.3	1	U	U	1	ug/L
HHP 2D	4/22/2015	1,1,1-TRICHLOROETHANE	0.07	1	U	U	1	ug/L
HHP 2D	5/7/2014	1,1,2,2-TETRACHLOROETHANE	0.3	1	U	U	1	ug/L
HHP 2D	5/7/2014	1,1,2,2-TETRACHLOROETHANE	0.3	1	U	U	1	ug/L
HHP 2D	4/22/2015	1,1,2,2-TETRACHLOROETHANE	0.1	1	U	U	1	ug/L
HHP 2D	5/7/2014	1,1,2-TRICHLORO-1,2,2-TRIFLUOROETHANE	2	5	U	U	5	ug/L
HHP 2D	5/7/2014	1,1,2-TRICHLORO-1,2,2-TRIFLUOROETHANE	2	5	U	U	5	ug/L
HHP 2D	4/22/2015	1,1,2-TRICHLORO-1,2,2-TRIFLUOROETHANE	0.1	1	U	U	1	ug/L
HHP 2D	5/7/2014	1,1,2-TRICHLOROETHANE	0.3	1	U	U	1	ug/L
HHP 2D	5/7/2014	1,1,2-TRICHLOROETHANE	0.3	1	U	U	1	ug/L
HHP 2D	4/22/2015	1,1,2-TRICHLOROETHANE	0.15	1	U	U	1	ug/L
HHP 2D	5/7/2014	1,1-DICHLOROETHANE	0.3	1	U	U	1	ug/L
HHP 2D	5/7/2014	1,1-DICHLOROETHANE	0.3	1	U	U	1	ug/L
HHP 2D	4/22/2015	1,1-DICHLOROETHANE	0.07	1	U	U	1	ug/L
HHP 2D	5/7/2014	1,1-DICHLOROETHYLENE	0.3	1	U	U	1	ug/L
HHP 2D	5/7/2014	1,1-DICHLOROETHYLENE	0.3	1	U	U	1	ug/L
HHP 2D	4/22/2015	1,1-DICHLOROETHYLENE	0.08	1	U	U	1	ug/L
HHP 2D	5/7/2014	1,2,3-TRICHLOROBENZENE	0.3	1	U	U	1	ug/L
HHP 2D	5/7/2014	1,2,3-TRICHLOROBENZENE	0.3	1	U	U	1	ug/L
HHP 2D	4/22/2015	1,2,3-TRICHLOROBENZENE	0.09	1	U	U	1	ug/L
HHP 2D	5/7/2014	1,2,4-TRICHLOROBENZENE	0.3	1	U	U	1	ug/L
HHP 2D	5/7/2014	1,2,4-TRICHLOROBENZENE	0.3	1	U	U	1	ug/L
HHP 2D	4/22/2015	1,2,4-TRICHLOROBENZENE	0.08	1	U	U	1	ug/L
HHP 2D	5/7/2014	1,2-DIBROMO-3-CHLOROPROPANE	0.5	1	U	U	1	ug/L
HHP 2D	5/7/2014	1,2-DIBROMO-3-CHLOROPROPANE	0.5	1	U	U	1	ug/L
HHP 2D	4/22/2015	1,2-DIBROMO-3-CHLOROPROPANE	0.41	1	U	U	1	ug/L
HHP 2D	5/7/2014	1,2-DIBROMOETHANE	0.3	1	U	U	1	ug/L
HHP 2D	5/7/2014	1,2-DIBROMOETHANE	0.3	1	U	U	1	ug/L
HHP 2D	4/22/2015	1,2-DIBROMOETHANE	0.13	1	U	U	1	ug/L
HHP 2D	5/7/2014	1,2-DICHLOROBENZENE	0.3	1	U	U	1	ug/L
HHP 2D	5/7/2014	1,2-DICHLOROBENZENE	0.3	1	U	U	1	ug/L
HHP 2D	4/22/2015	1,2-DICHLOROBENZENE	0.06	1	U	U	1	ug/L
HHP 2D	5/7/2014	1,2-DICHLOROETHANE (EDC)	0.3	1	U	U	1	ug/L
HHP 2D	5/7/2014	1,2-DICHLOROETHANE (EDC)	0.3	1	U	U	1	ug/L
HHP 2D	4/22/2015	1,2-DICHLOROETHANE (EDC)	0.1	1	U	U	1	ug/L
HHP 2D	5/7/2014	1,2-DICHLOROPROPANE	0.3	1	U	U	1	ug/L
HHP 2D	5/7/2014	1,2-DICHLOROPROPANE	0.3	1	U	U	1	ug/L
HHP 2D	4/22/2015	1,2-DICHLOROPROPANE	0.1	1	U	U	1	ug/L
HHP 2D	5/7/2014	1,3-DICHLOROBENZENE	0.3	1	U	U	1	ug/L
HHP 2D	5/7/2014	1,3-DICHLOROBENZENE	0.3	1	U	U	1	ug/L

Bold indicates concentration exceeds the MCL or USEPA Regional Screening Levels, http://epa.gov/reg3hwm/risk/human/rb-concentration_table/index.htm. (May 2014 RSL Table)

Station	Date	Analyte	MDL	PQL	Lab Qual	EPA Qual	Result	Units
HHP 2D	4/22/2015	1,3-DICHLOROBENZENE	0.08	1	U	U	1	ug/L
HHP 2D	5/7/2014	1,4-DICHLOROBENZENE	0.3	1	U	U	1	ug/L
HHP 2D	5/7/2014	1,4-DICHLOROBENZENE	0.3	1	U	U	1	ug/L
HHP 2D	4/22/2015	1,4-DICHLOROBENZENE	0.12	1	U	U	1	ug/L
HHP 2D	5/7/2014	1,4-DIOXANE	15	50	U	U	50	ug/L
HHP 2D	5/7/2014	1,4-DIOXANE	15	50	U	U	50	ug/L
HHP 2D	4/22/2015	1,4-DIOXANE	7.6	80	U	U	80	ug/L
HHP 2D	5/7/2014	2-HEXANONE	1.5	5	U	U	5	ug/L
HHP 2D	5/7/2014	2-HEXANONE	1.5	5	U	U	5	ug/L
HHP 2D	4/22/2015	2-HEXANONE	0.22	5	U	U	5	ug/L
HHP 2D	5/7/2014	ACETONE	1.5	5	U	U	5	ug/L
HHP 2D	5/7/2014	ACETONE	1.5	5	U	U	5	ug/L
HHP 2D	4/22/2015	ACETONE	0.34	2	U	U	2	ug/L
HHP 2D	5/7/2014	BENZENE	0.3	1	U	U	1	ug/L
HHP 2D	5/7/2014	BENZENE	0.3	1	U	U	1	ug/L
HHP 2D	4/22/2015	BENZENE	0.06	1	U	U	1	ug/L
HHP 2D	5/7/2014	BROMOCHLOROMETHANE	0.3	1	U	U	1	ug/L
HHP 2D	5/7/2014	BROMOCHLOROMETHANE	0.3	1	U	U	1	ug/L
HHP 2D	4/22/2015	BROMOCHLOROMETHANE	0.13	1	U	U	1	ug/L
HHP 2D	5/7/2014	BROMODICHLOROMETHANE	0.3	1	U	U	1	ug/L
HHP 2D	5/7/2014	BROMODICHLOROMETHANE	0.3	1	U	U	1	ug/L
HHP 2D	4/22/2015	BROMODICHLOROMETHANE	0.09	1	U	U	1	ug/L
HHP 2D	5/7/2014	BROMOFORM (TRIBROMOMETHANE)	0.3	1	U	U	1	ug/L
HHP 2D	5/7/2014	BROMOFORM (TRIBROMOMETHANE)	0.3	1	U	U	1	ug/L
HHP 2D	4/22/2015	BROMOFORM (TRIBROMOMETHANE)	0.17	1	U	U	1	ug/L
HHP 2D	5/7/2014	BROMOMETHANE (METHYL BROMIDE)	0.3	1	U	U	1	ug/L
HHP 2D	5/7/2014	BROMOMETHANE (METHYL BROMIDE)	0.3	1	U	U	1	ug/L
HHP 2D	4/22/2015	BROMOMETHANE (METHYL BROMIDE)	0.25	2	U	U	2	ug/L
HHP 2D	5/7/2014	CARBON DISULFIDE	1.5	5	U	U	5	ug/L
HHP 2D	5/7/2014	CARBON DISULFIDE	1.5	5	U	U	5	ug/L
HHP 2D	4/22/2015	CARBON DISULFIDE	0.05	1	U	U	1	ug/L
HHP 2D	5/7/2014	CARBON TETRACHLORIDE	0.3	1	U	U	1	ug/L
HHP 2D	5/7/2014	CARBON TETRACHLORIDE	0.3	1	U	U	1	ug/L
HHP 2D	4/22/2015	CARBON TETRACHLORIDE	0.13	1	U	U	1	ug/L
HHP 2D	5/7/2014	CHLOROENZENE	0.3	1	U	U	1	ug/L
HHP 2D	5/7/2014	CHLOROENZENE	0.3	1	U	U	1	ug/L
HHP 2D	4/22/2015	CHLOROENZENE	0.15	1	U	U	1	ug/L
HHP 2D	5/7/2014	CHLOROETHANE (ETHYL CHLORIDE)	0.3	1	U	U	1	ug/L
HHP 2D	5/7/2014	CHLOROETHANE (ETHYL CHLORIDE)	0.3	1	U	U	1	ug/L
HHP 2D	4/22/2015	CHLOROETHANE (ETHYL CHLORIDE)	0.1	2	U	U	2	ug/L
HHP 2D	5/7/2014	CHLOROETHENE (VINYL CHLORIDE)	0.3	1	U	U	1	ug/L
HHP 2D	5/7/2014	CHLOROETHENE (VINYL CHLORIDE)	0.3	1	U	U	1	ug/L
HHP 2D	4/22/2015	CHLOROETHENE (VINYL CHLORIDE)	0.08	2	U	U	2	ug/L
HHP 2D	5/7/2014	CHLOROFORM	0.3	1	U	U	1	ug/L
HHP 2D	5/7/2014	CHLOROFORM	0.3	1	U	U	1	ug/L
HHP 2D	4/22/2015	CHLOROFORM	0.1	1	U	U	1	ug/L
HHP 2D	5/7/2014	CHLOROMETHANE (METHYL CHLORIDE)	0.3	1	U	U	0.36	ug/L
HHP 2D	5/7/2014	CHLOROMETHANE (METHYL CHLORIDE)	0.3	1	U	U	0.33	ug/L
HHP 2D	4/22/2015	CHLOROMETHANE (METHYL CHLORIDE)	0.08	2	U	U	2	ug/L
HHP 2D	5/7/2014	CIS-1,2-DICHLOROETHYLENE	0.3	1	U	U	1	ug/L
HHP 2D	5/7/2014	CIS-1,2-DICHLOROETHYLENE	0.3	1	U	U	1	ug/L
HHP 2D	4/22/2015	CIS-1,2-DICHLOROETHYLENE	0.09	1	U	U	1	ug/L
HHP 2D	5/7/2014	CIS-1,3-DICHLOROPROPENE	0.3	1	U	U	1	ug/L
HHP 2D	5/7/2014	CIS-1,3-DICHLOROPROPENE	0.3	1	U	U	1	ug/L
HHP 2D	4/22/2015	CIS-1,3-DICHLOROPROPENE	0.07	1	U	U	1	ug/L
HHP 2D	5/7/2014	CUMENE (ISOPROPYLBENZENE)	0.3	1	U	U	1	ug/L
HHP 2D	5/7/2014	CUMENE (ISOPROPYLBENZENE)	0.3	1	U	U	1	ug/L
HHP 2D	4/22/2015	CUMENE (ISOPROPYLBENZENE)	0.08	1	U	U	1	ug/L
HHP 2D	5/7/2014	CYCLOHEXANE	0.3	1	U	U	1	ug/L
HHP 2D	5/7/2014	CYCLOHEXANE	0.3	1	U	U	1	ug/L
HHP 2D	4/22/2015	CYCLOHEXANE	0.07	1	U	U	1	ug/L
HHP 2D	5/7/2014	DIBROMOCHLOROMETHANE	0.3	1	U	U	1	ug/L
HHP 2D	5/7/2014	DIBROMOCHLOROMETHANE	0.3	1	U	U	1	ug/L
HHP 2D	4/22/2015	DIBROMOCHLOROMETHANE	0.13	1	U	U	1	ug/L
HHP 2D	5/7/2014	DICHLORODIFLUOROMETHANE	0.3	1	U	U	1	ug/L
HHP 2D	5/7/2014	DICHLORODIFLUOROMETHANE	0.3	1	U	U	1	ug/L
HHP 2D	4/22/2015	DICHLORODIFLUOROMETHANE	0.08	2	U	U	2	ug/L
HHP 2D	5/7/2014	DICHLOROMETHANE (METHYLENE CHLORIDE)	1	5	U	U	5	ug/L
HHP 2D	5/7/2014	DICHLOROMETHANE (METHYLENE CHLORIDE)	1	5	U	U	5	ug/L
HHP 2D	4/22/2015	DICHLOROMETHANE (METHYLENE CHLORIDE)	0.27	1	U	U	1	ug/L
HHP 2D	5/7/2014	ETHYLBENZENE	0.3	1	U	U	1	ug/L

Bold indicates concentration exceeds the MCL or USEPA Regional Screening Levels, http://epa.gov/reg3hwmd/risk/human/rb-concentration_table/index.htm. (May 2014 RSL Table)

Station	Date	Analyte	MDL	PQL	Lab Qual	EPA Qual	Result	Units
HHP 2D	5/7/2014	ETHYLBENZENE	0.3	1	U	U	1	ug/L
HHP 2D	4/22/2015	ETHYLBENZENE	0.09	1	U	U	1	ug/L
HHP 2D	5/15/2007	GROSS ALPHA	2.92	9.29	J	J	4.23	pCi/L
HHP 2D	5/1/2008	GROSS ALPHA	3	7.15	U	U	1.53	pCi/L
HHP 2D	5/7/2009	GROSS ALPHA	2.71	8.11	J	J	3.21	pCi/L
HHP 2D	4/30/2012	GROSS ALPHA	2.65	4.7	U	U	0.073	pCi/L
HHP 2D	5/6/2013	GROSS ALPHA	2.61	5.94	U		1.05	pCi/L
HHP 2D	5/7/2014	GROSS ALPHA	2.32	8.52	J	J	5.45	pCi/L
HHP 2D	5/7/2014	GROSS ALPHA	2.32	8.06	J	J	4.62	pCi/L
HHP 2D	4/22/2015	GROSS ALPHA	2.18	4.56	U	U	0.561	pCi/L
HHP 2D	5/7/2014	M,P-XYLENE	0.3	2	U	U	2	ug/L
HHP 2D	5/7/2014	M,P-XYLENE	0.3	2	U	U	2	ug/L
HHP 2D	4/22/2015	M,P-XYLENE	0.14	2	U	U	2	ug/L
HHP 2D	5/7/2014	METHYL ACETATE	1.5	5	U	U	5	ug/L
HHP 2D	5/7/2014	METHYL ACETATE	1.5	5	U	U	5	ug/L
HHP 2D	4/22/2015	METHYL ACETATE	0.37	25	U	U	25	ug/L
HHP 2D	5/7/2014	METHYL ETHYL KETONE	1.5	5	U	U	5	ug/L
HHP 2D	5/7/2014	METHYL ETHYL KETONE	1.5	5	U	U	5	ug/L
HHP 2D	4/22/2015	METHYL ETHYL KETONE	0.52	5	U	U	5	ug/L
HHP 2D	5/7/2014	METHYL ISOBUTYL KETONE	1.5	5	U	U	5	ug/L
HHP 2D	5/7/2014	METHYL ISOBUTYL KETONE	1.5	5	U	U	5	ug/L
HHP 2D	4/22/2015	METHYL ISOBUTYL KETONE	0.12	5	U	U	5	ug/L
HHP 2D	5/7/2014	METHYL TERTIARY BUTYL ETHER (MTBE)	0.3	1	U	U	1	ug/L
HHP 2D	5/7/2014	METHYL TERTIARY BUTYL ETHER (MTBE)	0.3	1	U	U	1	ug/L
HHP 2D	4/22/2015	METHYL TERTIARY BUTYL ETHER (MTBE)	0.11	2	U	U	2	ug/L
HHP 2D	5/7/2014	METHYLCYCLOHEXANE	0.3	1	U	U	1	ug/L
HHP 2D	5/7/2014	METHYLCYCLOHEXANE	0.3	1	U	U	1	ug/L
HHP 2D	4/22/2015	METHYLCYCLOHEXANE	0.1	4	U	U	4	ug/L
HHP 2D	9/8/2003	NONVOLATILE BETA			J		12	pCi/L
HHP 2D	3/17/2004	NONVOLATILE BETA	0.695	1.949			6.59	pCi/L
HHP 2D	9/22/2004	NONVOLATILE BETA	9.29	21.7	U		8.77	pCi/L
HHP 2D	3/22/2005	NONVOLATILE BETA	9.13	23.1	J	UJ	16.6	pCi/L
HHP 2D	9/22/2005	NONVOLATILE BETA	4.1	10.2	J	UJ	4.26	pCi/L
HHP 2D	4/10/2006	NONVOLATILE BETA	1.2	2.82			4.83	pCi/L
HHP 2D	2/8/2007	NONVOLATILE BETA	1.31	3.37			4.2	pCi/L
HHP 2D	5/15/2007	NONVOLATILE BETA	4.68	12.8	J	J	8.97	pCi/L
HHP 2D	5/1/2008	NONVOLATILE BETA	4.59	12.2	J	J	7.97	pCi/L
HHP 2D	5/7/2009	NONVOLATILE BETA	4.53	12	J	J	7.49	pCi/L
HHP 2D	5/3/2010	NONVOLATILE BETA	4.45	11.2	J	J	5.49	pCi/L
HHP 2D	5/3/2011	NONVOLATILE BETA	4.58	11.2	J	J	4.59	pCi/L
HHP 2D	4/30/2012	NONVOLATILE BETA	4.44	9.92	U	U	1.78	pCi/L
HHP 2D	4/30/2012	NONVOLATILE BETA	4.39	9.76	U	U	1.64	pCi/L
HHP 2D	5/6/2013	NONVOLATILE BETA	4.44	10.3	U		2.82	pCi/L
HHP 2D	5/7/2014	NONVOLATILE BETA	4.7	11.6	J	J	5.38	pCi/L
HHP 2D	5/7/2014	NONVOLATILE BETA	4.8	11.7	J	J	5.17	pCi/L
HHP 2D	4/22/2015	NONVOLATILE BETA	4.19	10.2	U	U	4.04	pCi/L
HHP 2D	5/7/2014	O-XYLENE	0.3	1	U	U	1	ug/L
HHP 2D	5/7/2014	O-XYLENE	0.3	1	U	U	1	ug/L
HHP 2D	4/22/2015	O-XYLENE	0.06	1	U	U	1	ug/L
HHP 2D	5/7/2014	STYRENE	0.3	1	U	U	1	ug/L
HHP 2D	5/7/2014	STYRENE	0.3	1	U	U	1	ug/L
HHP 2D	4/22/2015	STYRENE	0.07	1	U	U	1	ug/L
HHP 2D	5/7/2014	TETRACHLOROETHYLENE (PCE)	0.3	1	U	U	1	ug/L
HHP 2D	5/7/2014	TETRACHLOROETHYLENE (PCE)	0.3	1	U	U	1	ug/L
HHP 2D	4/22/2015	TETRACHLOROETHYLENE (PCE)	0.18	1	U	U	1	ug/L
HHP 2D	5/7/2014	TOLUENE	0.3	1	U	U	1	ug/L
HHP 2D	5/7/2014	TOLUENE	0.3	1	U	U	1	ug/L
HHP 2D	4/22/2015	TOLUENE	0.07	1		U	1.4	ug/L
HHP 2D	5/7/2014	TRANS-1,2-DICHLOROETHYLENE	0.3	1	U	U	1	ug/L
HHP 2D	5/7/2014	TRANS-1,2-DICHLOROETHYLENE	0.3	1	U	U	1	ug/L
HHP 2D	4/22/2015	TRANS-1,2-DICHLOROETHYLENE	0.08	1	U	U	1	ug/L
HHP 2D	5/7/2014	TRANS-1,3-DICHLOROPROPENE	0.3	1	U	U	1	ug/L
HHP 2D	5/7/2014	TRANS-1,3-DICHLOROPROPENE	0.3	1	U	U	1	ug/L
HHP 2D	4/22/2015	TRANS-1,3-DICHLOROPROPENE	0.08	1	U	U	1	ug/L
HHP 2D	5/7/2014	TRICHLOROETHYLENE (TCE)	0.3	1	U	U	1	ug/L
HHP 2D	5/7/2014	TRICHLOROETHYLENE (TCE)	0.3	1	U	U	1	ug/L
HHP 2D	4/22/2015	TRICHLOROETHYLENE (TCE)	0.25	1	U	U	1	ug/L
HHP 2D	5/7/2014	TRICHLOROFLUOROMETHANE	0.3	1	U	U	1	ug/L
HHP 2D	5/7/2014	TRICHLOROFLUOROMETHANE	0.3	1	U	U	1	ug/L
HHP 2D	4/22/2015	TRICHLOROFLUOROMETHANE	0.11	1	U	U	1	ug/L
HHP 2D	9/8/2003	TRITIUM			U		8.036	pCi/mL

Bold indicates concentration exceeds the MCL or USEPA Regional Screening Levels, http://epa.gov/reg3hwm/risk/human/rb-concentration_table/index.htm. (May 2014 RSL Table)

Station	Date	Analyte	MDL	PQL	Lab Qual	EPA Qual	Result	Units
HHP 2D	3/17/2004	TRITIUM	0.495	1.581			9.03	pCi/mL
HHP 2D	9/22/2004	TRITIUM	0.889	2.52			9.37	pCi/mL
HHP 2D	3/22/2005	TRITIUM	0.84	2.34			7.57	pCi/mL
HHP 2D	9/22/2005	TRITIUM	0.884	2.41			6.74	pCi/mL
HHP 2D	4/10/2006	TRITIUM	0.31	1.15			5.28	pCi/mL
HHP 2D	2/8/2007	TRITIUM	0.513	1.61			4.17	pCi/mL
HHP 2D	5/15/2007	TRITIUM	0.579	1.58			3.75	pCi/mL
HHP 2D	5/1/2008	TRITIUM	0.434	1.32			4.07	pCi/mL
HHP 2D	5/7/2009	TRITIUM	0.58	1.61			4.02	pCi/mL
HHP 2D	5/3/2010	TRITIUM	0.465	1.32			3.3	pCi/mL
HHP 2D	5/3/2011	TRITIUM	0.465	1.34			3.38	pCi/mL
HHP 2D	4/30/2012	TRITIUM	0.477	1.1	J	J	0.581	pCi/mL
HHP 2D	5/6/2013	TRITIUM	0.4	1.14	J		2.33	pCi/mL
HHP 2D	5/7/2014	TRITIUM	0.378	1.09			2.36	pCi/mL
HHP 2D	5/7/2014	TRITIUM	0.382	1.08			2.19	pCi/mL
HHP 2D	4/22/2015	TRITIUM	0.538	1.44			3.46	pCi/mL
HR3 15DU	5/8/2014	1,1,1-TRICHLOROETHANE	0.3	1	U	U	1	ug/L
HR3 15DU	4/22/2015	1,1,1-TRICHLOROETHANE	0.07	1	U	U	1	ug/L
HR3 15DU	5/8/2014	1,1,2,2-TETRACHLOROETHANE	0.3	1	U	U	1	ug/L
HR3 15DU	4/22/2015	1,1,2,2-TETRACHLOROETHANE	0.1	1	U	U	1	ug/L
HR3 15DU	5/8/2014	1,1,2-TRICHLORO-1,2,2-TRIFLUOROETHANE	2	5	U	U	5	ug/L
HR3 15DU	4/22/2015	1,1,2-TRICHLORO-1,2,2-TRIFLUOROETHANE	0.1	1	U	U	1	ug/L
HR3 15DU	5/8/2014	1,1,2-TRICHLOROETHANE	0.3	1	U	U	1	ug/L
HR3 15DU	4/22/2015	1,1,2-TRICHLOROETHANE	0.15	1	U	U	1	ug/L
HR3 15DU	5/8/2014	1,1-DICHLOROETHANE	0.3	1	U	U	1	ug/L
HR3 15DU	4/22/2015	1,1-DICHLOROETHANE	0.07	1	U	U	1	ug/L
HR3 15DU	5/8/2014	1,1-DICHLOROETHYLENE	0.3	1	U	U	1	ug/L
HR3 15DU	4/22/2015	1,1-DICHLOROETHYLENE	0.08	1	U	U	1	ug/L
HR3 15DU	5/8/2014	1,2,3-TRICHLOROBENZENE	0.3	1	U	U	1	ug/L
HR3 15DU	4/22/2015	1,2,3-TRICHLOROBENZENE	0.09	1	U	U	1	ug/L
HR3 15DU	5/8/2014	1,2,4-TRICHLOROBENZENE	0.3	1	U	U	1	ug/L
HR3 15DU	4/22/2015	1,2,4-TRICHLOROBENZENE	0.08	1	U	U	1	ug/L
HR3 15DU	5/8/2014	1,2-DIBROMO-3-CHLOROPROPANE	0.5	1	U	U	1	ug/L
HR3 15DU	4/22/2015	1,2-DIBROMO-3-CHLOROPROPANE	0.41	1	U	U	1	ug/L
HR3 15DU	5/8/2014	1,2-DIBROMOETHANE	0.3	1	U	U	1	ug/L
HR3 15DU	4/22/2015	1,2-DIBROMOETHANE	0.13	1	U	U	1	ug/L
HR3 15DU	5/8/2014	1,2-DICHLOROBENZENE	0.3	1	U	U	1	ug/L
HR3 15DU	4/22/2015	1,2-DICHLOROBENZENE	0.06	1	U	U	1	ug/L
HR3 15DU	5/8/2014	1,2-DICHLOROETHANE (EDC)	0.3	1	U	U	1	ug/L
HR3 15DU	4/22/2015	1,2-DICHLOROETHANE (EDC)	0.1	1	U	U	1	ug/L
HR3 15DU	5/8/2014	1,2-DICHLOROPROPANE	0.3	1	U	U	1	ug/L
HR3 15DU	4/22/2015	1,2-DICHLOROPROPANE	0.1	1	U	U	1	ug/L
HR3 15DU	5/8/2014	1,3-DICHLOROBENZENE	0.3	1	U	U	1	ug/L
HR3 15DU	4/22/2015	1,3-DICHLOROBENZENE	0.08	1	U	U	1	ug/L
HR3 15DU	5/8/2014	1,4-DICHLOROBENZENE	0.3	1	U	U	1	ug/L
HR3 15DU	4/22/2015	1,4-DICHLOROBENZENE	0.12	1	U	U	1	ug/L
HR3 15DU	5/8/2014	1,4-DIOXANE	15	50	U	U	50	ug/L
HR3 15DU	4/22/2015	1,4-DIOXANE	7.6	80	U	U	80	ug/L
HR3 15DU	5/8/2014	2-HEXANONE	1.5	5	U	U	5	ug/L
HR3 15DU	4/22/2015	2-HEXANONE	0.22	5	U	U	5	ug/L
HR3 15DU	5/8/2014	ACETONE	1.5	5	U	U	5	ug/L
HR3 15DU	4/22/2015	ACETONE	0.34	2	U	UJ	2	ug/L
HR3 15DU	5/8/2014	BENZENE	0.3	1	U	U	1	ug/L
HR3 15DU	4/22/2015	BENZENE	0.06	1	U	U	1	ug/L
HR3 15DU	5/8/2014	BROMOCHLOROMETHANE	0.3	1	U	U	1	ug/L
HR3 15DU	4/22/2015	BROMOCHLOROMETHANE	0.13	1	U	U	1	ug/L
HR3 15DU	5/8/2014	BROMODICHLOROMETHANE	0.3	1	U	U	1	ug/L
HR3 15DU	4/22/2015	BROMODICHLOROMETHANE	0.09	1	U	U	1	ug/L
HR3 15DU	5/8/2014	BROMOFORM (TRIBROMOMETHANE)	0.3	1	U	U	1	ug/L
HR3 15DU	4/22/2015	BROMOFORM (TRIBROMOMETHANE)	0.17	1	U	U	1	ug/L
HR3 15DU	5/8/2014	BROMOMETHANE (METHYL BROMIDE)	0.3	1	U	U	1	ug/L
HR3 15DU	4/22/2015	BROMOMETHANE (METHYL BROMIDE)	0.25	2	U	U	2	ug/L
HR3 15DU	5/8/2014	CARBON DISULFIDE	1.5	5	U	U	5	ug/L
HR3 15DU	4/22/2015	CARBON DISULFIDE	0.05	1	U	U	1	ug/L
HR3 15DU	5/8/2014	CARBON TETRACHLORIDE	0.3	1	U	U	1	ug/L
HR3 15DU	4/22/2015	CARBON TETRACHLORIDE	0.13	1	U	U	1	ug/L
HR3 15DU	5/8/2014	CHLOROBENZENE	0.3	1	U	U	1	ug/L
HR3 15DU	4/22/2015	CHLOROBENZENE	0.15	1	U	U	1	ug/L
HR3 15DU	5/8/2014	CHLOROETHANE (ETHYL CHLORIDE)	0.3	1	U	U	1	ug/L
HR3 15DU	4/22/2015	CHLOROETHANE (ETHYL CHLORIDE)	0.1	2	U	U	2	ug/L
HR3 15DU	5/8/2014	CHLOROETHENE (VINYL CHLORIDE)	0.3	1	U	U	1	ug/L

Bold indicates concentration exceeds the MCL or USEPA Regional Screening Levels, http://epa.gov/reg3hwm/risk/human/rb-concentration_table/index.htm. (May 2014 RSL Table)

Station	Date	Analyte	MDL	PQL	Lab Qual	EPA Qual	Result	Units
HR3 15DU	4/22/2015	CHLOROETHENE (VINYL CHLORIDE)	0.08	2	U	U	2	ug/L
HR3 15DU	5/8/2014	CHLOROFORM	0.3	1	U	U	1	ug/L
HR3 15DU	4/22/2015	CHLOROFORM	0.1	1	U	U	1	ug/L
HR3 15DU	5/8/2014	CHLOROMETHANE (METHYL CHLORIDE)	0.3	1	U	U	0.33	ug/L
HR3 15DU	4/22/2015	CHLOROMETHANE (METHYL CHLORIDE)	0.08	2	U	U	2	ug/L
HR3 15DU	5/8/2014	CIS-1,2-DICHLOROETHYLENE	0.3	1	U	U	1	ug/L
HR3 15DU	4/22/2015	CIS-1,2-DICHLOROETHYLENE	0.09	1	U	U	1	ug/L
HR3 15DU	5/8/2014	CIS-1,3-DICHLOROPROPENE	0.3	1	U	U	1	ug/L
HR3 15DU	4/22/2015	CIS-1,3-DICHLOROPROPENE	0.07	1	U	U	1	ug/L
HR3 15DU	5/8/2014	CUMENE (ISOPROPYLBENZENE)	0.3	1	U	U	1	ug/L
HR3 15DU	4/22/2015	CUMENE (ISOPROPYLBENZENE)	0.08	1	U	U	1	ug/L
HR3 15DU	5/8/2014	CYCLOHEXANE	0.3	1	U	U	1	ug/L
HR3 15DU	4/22/2015	CYCLOHEXANE	0.07	1	U	U	1	ug/L
HR3 15DU	5/8/2014	DIBROMOCHLOROMETHANE	0.3	1	U	U	1	ug/L
HR3 15DU	4/22/2015	DIBROMOCHLOROMETHANE	0.13	1	U	U	1	ug/L
HR3 15DU	5/8/2014	DICHLORODIFLUOROMETHANE	0.3	1	U	U	1	ug/L
HR3 15DU	4/22/2015	DICHLORODIFLUOROMETHANE	0.08	2	U	U	2	ug/L
HR3 15DU	5/8/2014	DICHLOROMETHANE (METHYLENE CHLORIDE)	1	5	U	U	5	ug/L
HR3 15DU	4/22/2015	DICHLOROMETHANE (METHYLENE CHLORIDE)	0.27	1	U	U	1	ug/L
HR3 15DU	5/8/2014	ETHYLBENZENE	0.3	1	U	U	1	ug/L
HR3 15DU	4/22/2015	ETHYLBENZENE	0.09	1	U	U	1	ug/L
HR3 15DU	9/8/2003	GROSS ALPHA			J		4.91	pCi/L
HR3 15DU	9/8/2003	GROSS ALPHA			J		4.27	pCi/L
HR3 15DU	3/16/2004	GROSS ALPHA	0.739	1.949			3.39	pCi/L
HR3 15DU	3/16/2004	GROSS ALPHA	0.728	1.916			3.16	pCi/L
HR3 15DU	9/23/2004	GROSS ALPHA	11.5	22.4	U		-3.93	pCi/L
HR3 15DU	3/23/2005	GROSS ALPHA	4.9	14.7	J	UJ	8.26	pCi/L
HR3 15DU	3/23/2005	GROSS ALPHA	4.89	13.7	J	UJ	6.45	pCi/L
HR3 15DU	9/26/2005	GROSS ALPHA	2.97	8.83	J	J	3.36	pCi/L
HR3 15DU	2/8/2007	GROSS ALPHA	0.501	2.6			7.15	pCi/L
HR3 15DU	2/8/2007	GROSS ALPHA	0.681	3.06			5.77	pCi/L
HR3 15DU	5/15/2007	GROSS ALPHA	2.67	7.09	U	U	1.98	pCi/L
HR3 15DU	5/1/2008	GROSS ALPHA	2.83	8.64	J	J	3.84	pCi/L
HR3 15DU	5/7/2009	GROSS ALPHA	2.61	6.56	U	U	1.63	pCi/L
HR3 15DU	5/3/2010	GROSS ALPHA	2.8	7.54	U	U	2.44	pCi/L
HR3 15DU	5/3/2010	GROSS ALPHA	2.84	6.29	U	U	1.02	pCi/L
HR3 15DU	5/3/2011	GROSS ALPHA	2.62	7.17	U	U	2.37	pCi/L
HR3 15DU	5/1/2012	GROSS ALPHA	2.77	8.65	J	J	3.94	pCi/L
HR3 15DU	5/6/2013	GROSS ALPHA	2.57	7.14	U		2.41	pCi/L
HR3 15DU	5/8/2014	GROSS ALPHA	2.29	4.67	U	U	0.438	pCi/L
HR3 15DU	4/22/2015	GROSS ALPHA	2.13	4.45	U	U	0.551	pCi/L
HR3 15DU	5/8/2014	M,P-XYLENE	0.3	2	U	U	2	ug/L
HR3 15DU	4/22/2015	M,P-XYLENE	0.14	2	U	U	2	ug/L
HR3 15DU	5/8/2014	METHYL ACETATE	1.5	5	U	U	5	ug/L
HR3 15DU	4/22/2015	METHYL ACETATE	0.37	25	U	U	25	ug/L
HR3 15DU	5/8/2014	METHYL ETHYL KETONE	1.5	5	U	U	5	ug/L
HR3 15DU	4/22/2015	METHYL ETHYL KETONE	0.52	5	U	U	5	ug/L
HR3 15DU	5/8/2014	METHYL ISOBUTYL KETONE	1.5	5	U	U	5	ug/L
HR3 15DU	4/22/2015	METHYL ISOBUTYL KETONE	0.12	5	U	U	5	ug/L
HR3 15DU	5/8/2014	METHYL TERTIARY BUTYL ETHER (MTBE)	0.3	1	U	U	1	ug/L
HR3 15DU	4/22/2015	METHYL TERTIARY BUTYL ETHER (MTBE)	0.11	2	U	U	2	ug/L
HR3 15DU	5/8/2014	METHYLCYCLOHEXANE	0.3	1	U	U	1	ug/L
HR3 15DU	4/22/2015	METHYLCYCLOHEXANE	0.1	4	U	U	4	ug/L
HR3 15DU	9/8/2003	NONVOLATILE BETA			J		2.9	pCi/L
HR3 15DU	9/8/2003	NONVOLATILE BETA			U		1.47	pCi/L
HR3 15DU	3/16/2004	NONVOLATILE BETA	1.16	2.526			2.98	pCi/L
HR3 15DU	3/16/2004	NONVOLATILE BETA	1.07	2.32			2.4	pCi/L
HR3 15DU	9/23/2004	NONVOLATILE BETA	8.78	20.5	U		7.84	pCi/L
HR3 15DU	3/23/2005	NONVOLATILE BETA	9.94	23.3	U	U	9.35	pCi/L
HR3 15DU	3/23/2005	NONVOLATILE BETA	9.94	22.9	U	U	7.81	pCi/L
HR3 15DU	9/26/2005	NONVOLATILE BETA	4.3	10.3	U	U	3.59	pCi/L
HR3 15DU	2/8/2007	NONVOLATILE BETA	0.968	2.62			5.29	pCi/L
HR3 15DU	2/8/2007	NONVOLATILE BETA	1.31	3.37			4.26	pCi/L
HR3 15DU	5/15/2007	NONVOLATILE BETA	4.47	11.1	U	U	4.31	pCi/L
HR3 15DU	5/1/2008	NONVOLATILE BETA	4.82	10.7	U	U	1.82	pCi/L
HR3 15DU	5/7/2009	NONVOLATILE BETA	4.37	10.5	U	U	3.36	pCi/L
HR3 15DU	5/3/2010	NONVOLATILE BETA	4.39	10.5	U	U	3.82	pCi/L
HR3 15DU	5/3/2010	NONVOLATILE BETA	4.54	10.7	U	U	3.51	pCi/L
HR3 15DU	5/3/2011	NONVOLATILE BETA	4.52	10.1	U	U	1.44	pCi/L
HR3 15DU	5/1/2012	NONVOLATILE BETA	4.85	11.1	U	U	2.73	pCi/L
HR3 15DU	5/6/2013	NONVOLATILE BETA	4.58	10.4	U		2.26	pCi/L

Bold indicates concentration exceeds the MCL or USEPA Regional Screening Levels, http://epa.gov/reg3hwm/risk/human/rb-concentration_table/index.htm. (May 2014 RSL Table)

Station	Date	Analyte	MDL	PQL	Lab Qual	EPA Qual	Result	Units
HR3 15DU	5/8/2014	NONVOLATILE BETA	3.98	9.36	U	U	2.42	pCi/L
HR3 15DU	4/22/2015	NONVOLATILE BETA	4.18	9.59	U	U	2.37	pCi/L
HR3 15DU	5/8/2014	O-XYLENE	0.3	1	U	U	1	ug/L
HR3 15DU	4/22/2015	O-XYLENE	0.06	1	U	U	1	ug/L
HR3 15DU	5/8/2014	STYRENE	0.3	1	U	U	1	ug/L
HR3 15DU	4/22/2015	STYRENE	0.07	1	U	U	1	ug/L
HR3 15DU	5/8/2014	TETRACHLOROETHYLENE (PCE)	0.3	1	J	J	0.42	ug/L
HR3 15DU	4/22/2015	TETRACHLOROETHYLENE (PCE)	0.18	1	J	J	0.42	ug/L
HR3 15DU	5/8/2014	TOLUENE	0.3	1	U	U	1	ug/L
HR3 15DU	4/22/2015	TOLUENE	0.07	1		U	1.7	ug/L
HR3 15DU	5/8/2014	TRANS-1,2-DICHLOROETHYLENE	0.3	1	U	U	1	ug/L
HR3 15DU	4/22/2015	TRANS-1,2-DICHLOROETHYLENE	0.08	1	U	U	1	ug/L
HR3 15DU	5/8/2014	TRANS-1,3-DICHLOROPROPENE	0.3	1	U	U	1	ug/L
HR3 15DU	4/22/2015	TRANS-1,3-DICHLOROPROPENE	0.08	1	U	U	1	ug/L
HR3 15DU	5/8/2014	TRICHLOROETHYLENE (TCE)	0.3	1	U	U	1	ug/L
HR3 15DU	4/22/2015	TRICHLOROETHYLENE (TCE)	0.25	1	U	U	1	ug/L
HR3 15DU	5/8/2014	TRICHLOROFLUOROMETHANE	0.3	1	U	U	1	ug/L
HR3 15DU	4/22/2015	TRICHLOROFLUOROMETHANE	0.11	1	U	U	1	ug/L
HR3 15DU	9/8/2003	TRITIUM			U		9.742	pCi/mL
HR3 15DU	9/8/2003	TRITIUM			U		9.632	pCi/mL
HR3 15DU	3/16/2004	TRITIUM	0.377	1.301			9.17	pCi/mL
HR3 15DU	3/16/2004	TRITIUM	0.373	1.289			9.15	pCi/mL
HR3 15DU	9/23/2004	TRITIUM	0.851	2.42			9.03	pCi/mL
HR3 15DU	9/23/2004	TRITIUM	0.86	2.43			8.65	pCi/mL
HR3 15DU	3/23/2005	TRITIUM	0.831	2.36			8.36	pCi/mL
HR3 15DU	9/26/2005	TRITIUM	1.03	2.74			7.65	pCi/mL
HR3 15DU	2/8/2007	TRITIUM	0.483	1.77			6.82	pCi/mL
HR3 15DU	5/15/2007	TRITIUM	0.575	1.75			6.54	pCi/mL
HR3 15DU	5/15/2007	TRITIUM	0.581	1.76			6.48	pCi/mL
HR3 15DU	5/1/2008	TRITIUM	0.445	1.46			5.61	pCi/mL
HR3 15DU	5/1/2008	TRITIUM	0.445	1.44			5.37	pCi/mL
HR3 15DU	5/7/2009	TRITIUM	0.562	1.63			4.87	pCi/mL
HR3 15DU	5/3/2010	TRITIUM	0.468	1.47			5.17	pCi/mL
HR3 15DU	5/3/2010	TRITIUM	0.457	1.4			4.65	pCi/mL
HR3 15DU	5/3/2011	TRITIUM	0.469	1.48			5.14	pCi/mL
HR3 15DU	5/1/2012	TRITIUM	0.487	1.5			4.88	pCi/mL
HR3 15DU	5/6/2013	TRITIUM	0.396	1.33			4.64	pCi/mL
HR3 15DU	5/8/2014	TRITIUM	0.416	1.3			4.11	pCi/mL
HR3 15DU	4/22/2015	TRITIUM	0.524	1.46			4.31	pCi/mL
HR3 16DU	5/8/2014	1,1,1-TRICHLOROETHANE	0.3	1	U	U	1	ug/L
HR3 16DU	4/22/2015	1,1,1-TRICHLOROETHANE	0.07	1	U	U	1	ug/L
HR3 16DU	5/8/2014	1,1,2,2-TETRACHLOROETHANE	0.3	1	U	U	1	ug/L
HR3 16DU	4/22/2015	1,1,2,2-TETRACHLOROETHANE	0.1	1	U	U	1	ug/L
HR3 16DU	5/8/2014	1,1,2-TRICHLORO-1,2,2-TRIFLUOROETHANE	2	5	U	U	5	ug/L
HR3 16DU	4/22/2015	1,1,2-TRICHLORO-1,2,2-TRIFLUOROETHANE	0.1	1	U	U	1	ug/L
HR3 16DU	5/8/2014	1,1,2-TRICHLOROETHANE	0.3	1	U	U	1	ug/L
HR3 16DU	4/22/2015	1,1,2-TRICHLOROETHANE	0.15	1	U	U	1	ug/L
HR3 16DU	5/8/2014	1,1-DICHLOROETHANE	0.3	1	U	U	1	ug/L
HR3 16DU	4/22/2015	1,1-DICHLOROETHANE	0.07	1	U	U	1	ug/L
HR3 16DU	5/8/2014	1,1-DICHLOROETHYLENE	0.3	1	U	U	1	ug/L
HR3 16DU	4/22/2015	1,1-DICHLOROETHYLENE	0.08	1	U	U	1	ug/L
HR3 16DU	5/8/2014	1,2,3-TRICHLOROBENZENE	0.3	1	U	U	1	ug/L
HR3 16DU	4/22/2015	1,2,3-TRICHLOROBENZENE	0.09	1	U	U	1	ug/L
HR3 16DU	5/8/2014	1,2,4-TRICHLOROBENZENE	0.3	1	U	U	1	ug/L
HR3 16DU	4/22/2015	1,2,4-TRICHLOROBENZENE	0.08	1	U	U	1	ug/L
HR3 16DU	5/8/2014	1,2-DIBROMO-3-CHLOROPROPANE	0.5	1	U	U	1	ug/L
HR3 16DU	4/22/2015	1,2-DIBROMO-3-CHLOROPROPANE	0.41	1	U	U	1	ug/L
HR3 16DU	5/8/2014	1,2-DIBROMOETHANE	0.3	1	U	U	1	ug/L
HR3 16DU	4/22/2015	1,2-DIBROMOETHANE	0.13	1	U	U	1	ug/L
HR3 16DU	5/8/2014	1,2-DICHLOROBENZENE	0.3	1	J	J	0.48	ug/L
HR3 16DU	4/22/2015	1,2-DICHLOROBENZENE	0.06	1	J	J	0.42	ug/L
HR3 16DU	5/8/2014	1,2-DICHLOROETHANE (EDC)	0.3	1	U	U	1	ug/L
HR3 16DU	4/22/2015	1,2-DICHLOROETHANE (EDC)	0.1	1	U	U	1	ug/L
HR3 16DU	5/8/2014	1,2-DICHLOROPROPANE	0.3	1	U	U	1	ug/L
HR3 16DU	4/22/2015	1,2-DICHLOROPROPANE	0.1	1	U	U	1	ug/L
HR3 16DU	5/8/2014	1,3-DICHLOROBENZENE	0.3	1	U	U	1	ug/L
HR3 16DU	4/22/2015	1,3-DICHLOROBENZENE	0.08	1	U	U	1	ug/L
HR3 16DU	5/8/2014	1,4-DICHLOROBENZENE	0.3	1	U	U	1	ug/L
HR3 16DU	4/22/2015	1,4-DICHLOROBENZENE	0.12	1	U	U	1	ug/L
HR3 16DU	5/8/2014	1,4-DIOXANE	15	50	U	U	50	ug/L
HR3 16DU	4/22/2015	1,4-DIOXANE	7.6	80	U	U	80	ug/L

Bold indicates concentration exceeds the MCL or USEPA Regional Screening Levels, http://epa.gov/reg3hwm/risk/human/rb-concentration_table/index.htm. (May 2014 RSL Table)

Station	Date	Analyte	MDL	PQL	Lab Qual	EPA Qual	Result	Units
HR3 16DU	5/8/2014	2-HEXANONE	1.5	5	U	U	5	ug/L
HR3 16DU	4/22/2015	2-HEXANONE	0.22	5	U	U	5	ug/L
HR3 16DU	5/8/2014	ACETONE	1.5	5	U	U	5	ug/L
HR3 16DU	4/22/2015	ACETONE	0.34	2	U	UJ	2	ug/L
HR3 16DU	5/8/2014	BENZENE	0.3	1	U	U	1	ug/L
HR3 16DU	4/22/2015	BENZENE	0.06	1	U	U	1	ug/L
HR3 16DU	5/8/2014	BROMOCHLOROMETHANE	0.3	1	U	U	1	ug/L
HR3 16DU	4/22/2015	BROMOCHLOROMETHANE	0.13	1	U	U	1	ug/L
HR3 16DU	5/8/2014	BROMODICHLOROMETHANE	0.3	1	U	U	1	ug/L
HR3 16DU	4/22/2015	BROMODICHLOROMETHANE	0.09	1	U	U	1	ug/L
HR3 16DU	5/8/2014	BROMOFORM (TRIBROMOMETHANE)	0.3	1	U	U	1	ug/L
HR3 16DU	4/22/2015	BROMOFORM (TRIBROMOMETHANE)	0.17	1	U	U	1	ug/L
HR3 16DU	5/8/2014	BROMOMETHANE (METHYL BROMIDE)	0.3	1	U	U	1	ug/L
HR3 16DU	4/22/2015	BROMOMETHANE (METHYL BROMIDE)	0.25	2	U	U	2	ug/L
HR3 16DU	5/8/2014	CARBON DISULFIDE	1.5	5	U	U	5	ug/L
HR3 16DU	4/22/2015	CARBON DISULFIDE	0.05	1	U	U	1	ug/L
HR3 16DU	5/8/2014	CARBON TETRACHLORIDE	0.3	1	U	U	1	ug/L
HR3 16DU	4/22/2015	CARBON TETRACHLORIDE	0.13	1	U	U	1	ug/L
HR3 16DU	5/8/2014	CHLOROBENZENE	0.3	1	U	U	1	ug/L
HR3 16DU	4/22/2015	CHLOROBENZENE	0.15	1	J	J	0.23	ug/L
HR3 16DU	5/8/2014	CHLOROETHANE (ETHYL CHLORIDE)	0.3	1	U	U	1	ug/L
HR3 16DU	4/22/2015	CHLOROETHANE (ETHYL CHLORIDE)	0.1	2	U	U	2	ug/L
HR3 16DU	5/8/2014	CHLOROETHENE (VINYL CHLORIDE)	0.3	1	U	U	1	ug/L
HR3 16DU	4/22/2015	CHLOROETHENE (VINYL CHLORIDE)	0.08	2	U	U	2	ug/L
HR3 16DU	5/8/2014	CHLOROFORM	0.3	1	U	U	1	ug/L
HR3 16DU	4/22/2015	CHLOROFORM	0.1	1	U	U	1	ug/L
HR3 16DU	5/8/2014	CHLOROMETHANE (METHYL CHLORIDE)	0.3	1	U	U	0.37	ug/L
HR3 16DU	4/22/2015	CHLOROMETHANE (METHYL CHLORIDE)	0.08	2	U	U	2	ug/L
HR3 16DU	5/8/2014	CIS-1,2-DICHLOROETHYLENE	0.3	1	U	U	1	ug/L
HR3 16DU	4/22/2015	CIS-1,2-DICHLOROETHYLENE	0.09	1	U	U	1	ug/L
HR3 16DU	5/8/2014	CIS-1,3-DICHLOROPROPENE	0.3	1	U	U	1	ug/L
HR3 16DU	4/22/2015	CIS-1,3-DICHLOROPROPENE	0.07	1	U	U	1	ug/L
HR3 16DU	5/8/2014	CUMENE (ISOPROPYLBENZENE)	0.3	1	U	U	1	ug/L
HR3 16DU	4/22/2015	CUMENE (ISOPROPYLBENZENE)	0.08	1	U	U	1	ug/L
HR3 16DU	5/8/2014	CYCLOHEXANE	0.3	1	U	U	1	ug/L
HR3 16DU	4/22/2015	CYCLOHEXANE	0.07	1	U	U	1	ug/L
HR3 16DU	5/8/2014	DIBROMOCHLOROMETHANE	0.3	1	U	U	1	ug/L
HR3 16DU	4/22/2015	DIBROMOCHLOROMETHANE	0.13	1	U	U	1	ug/L
HR3 16DU	5/8/2014	DICHLORODIFLUOROMETHANE	0.3	1	U	U	1	ug/L
HR3 16DU	4/22/2015	DICHLORODIFLUOROMETHANE	0.08	2	U	U	2	ug/L
HR3 16DU	5/8/2014	DICHLOROMETHANE (METHYLENE CHLORIDE)	1	5	U	U	5	ug/L
HR3 16DU	4/22/2015	DICHLOROMETHANE (METHYLENE CHLORIDE)	0.27	1	U	U	1	ug/L
HR3 16DU	5/8/2014	ETHYLBENZENE	0.3	1	U	U	1	ug/L
HR3 16DU	4/22/2015	ETHYLBENZENE	0.09	1	U	U	1	ug/L
HR3 16DU	8/21/2003	GROSS ALPHA			J		10.3	pCi/L
HR3 16DU	3/16/2004	GROSS ALPHA	0.451	1.879			6.22	pCi/L
HR3 16DU	9/23/2004	GROSS ALPHA	12.7	26.4	U		0.465	pCi/L
HR3 16DU	3/23/2005	GROSS ALPHA	5.41	16.2	J	J	9.12	pCi/L
HR3 16DU	9/22/2005	GROSS ALPHA	3.12	9.26	J	J	3.53	pCi/L
HR3 16DU	2/8/2007	GROSS ALPHA	0.824	3.66			7.3	pCi/L
HR3 16DU	5/15/2007	GROSS ALPHA	2.81	12.4	J	J	11	pCi/L
HR3 16DU	5/1/2008	GROSS ALPHA	3.06	14.2			14.4	pCi/L
HR3 16DU	5/1/2008	GROSS ALPHA	3.01	11.9	J	J	9.14	pCi/L
HR3 16DU	5/7/2009	GROSS ALPHA	2.82	12	J	J	9.65	pCi/L
HR3 16DU	5/3/2010	GROSS ALPHA	3.29	13.4	J	J	10.7	pCi/L
HR3 16DU	5/3/2011	GROSS ALPHA	3.13	10.7	J	J	6.11	pCi/L
HR3 16DU	4/30/2012	GROSS ALPHA	2.86	18.1		J	26.6	pCi/L
HR3 16DU	5/6/2013	GROSS ALPHA	2.92	13	J		11.6	pCi/L
HR3 16DU	5/8/2014	GROSS ALPHA	2.51	11.8			12.1	pCi/L
HR3 16DU	4/22/2015	GROSS ALPHA	2.42	12.2			12.9	pCi/L
HR3 16DU	5/8/2014	M,P-XYLENE	0.3	2	U	U	2	ug/L
HR3 16DU	4/22/2015	M,P-XYLENE	0.14	2	U	U	2	ug/L
HR3 16DU	5/8/2014	METHYL ACETATE	1.5	5	U	U	5	ug/L
HR3 16DU	4/22/2015	METHYL ACETATE	0.37	25	U	U	25	ug/L
HR3 16DU	5/8/2014	METHYL ETHYL KETONE	1.5	5	U	U	5	ug/L
HR3 16DU	4/22/2015	METHYL ETHYL KETONE	0.52	5	U	U	5	ug/L
HR3 16DU	5/8/2014	METHYL ISOBUTYL KETONE	1.5	5	U	U	5	ug/L
HR3 16DU	4/22/2015	METHYL ISOBUTYL KETONE	0.12	5	U	U	5	ug/L
HR3 16DU	5/8/2014	METHYL TERTIARY BUTYL ETHER (MTBE)	0.3	1	U	U	1	ug/L
HR3 16DU	4/22/2015	METHYL TERTIARY BUTYL ETHER (MTBE)	0.11	2	U	U	2	ug/L
HR3 16DU	5/8/2014	METHYLCYCLOHEXANE	0.3	1	U	U	1	ug/L

Bold indicates concentration exceeds the MCL or USEPA Regional Screening Levels, http://epa.gov/reg3hwm/risk/human/rb-concentration_table/index.htm. (May 2014 RSL Table)

Station	Date	Analyte	MDL	PQL	Lab Qual	EPA Qual	Result	Units
HR3 16DU	4/22/2015	METHYLCYCLOHEXANE	0.1	4	U	U	4	ug/L
HR3 16DU	8/21/2003	NONVOLATILE BETA			J		4.23	pCi/L
HR3 16DU	3/16/2004	NONVOLATILE BETA	1.1	2.476			3.82	pCi/L
HR3 16DU	9/23/2004	NONVOLATILE BETA	9.07	21.2	U		7.59	pCi/L
HR3 16DU	3/23/2005	NONVOLATILE BETA	10.3	24.6	J	J	12.2	pCi/L
HR3 16DU	9/22/2005	NONVOLATILE BETA	4.33	11.4	J	UJ	6.98	pCi/L
HR3 16DU	2/8/2007	NONVOLATILE BETA	1.31	3.37			4.11	pCi/L
HR3 16DU	5/15/2007	NONVOLATILE BETA	5.29	12.4	U	U	3.54	pCi/L
HR3 16DU	5/1/2008	NONVOLATILE BETA	5.68	13.7	J	J	6	pCi/L
HR3 16DU	5/1/2008	NONVOLATILE BETA	5.28	12.9	J	J	5.96	pCi/L
HR3 16DU	5/7/2009	NONVOLATILE BETA	5.09	12.5	J	J	5.57	pCi/L
HR3 16DU	5/3/2010	NONVOLATILE BETA	5.22	12.7	J	J	6.03	pCi/L
HR3 16DU	5/3/2011	NONVOLATILE BETA	4.85	11.7	U	U	4.44	pCi/L
HR3 16DU	4/30/2012	NONVOLATILE BETA	6.1	15.3	J	J	9.5	pCi/L
HR3 16DU	5/6/2013	NONVOLATILE BETA	5.37	12.7	U		4.65	pCi/L
HR3 16DU	5/8/2014	NONVOLATILE BETA	4.28	11	J	J	5.8	pCi/L
HR3 16DU	4/22/2015	NONVOLATILE BETA	5.46	12.8	U	U	4.68	pCi/L
HR3 16DU	5/8/2014	O-XYLENE	0.3	1	U	U	1	ug/L
HR3 16DU	4/22/2015	O-XYLENE	0.06	1	U	U	1	ug/L
HR3 16DU	5/8/2014	STYRENE	0.3	1	U	U	1	ug/L
HR3 16DU	4/22/2015	STYRENE	0.07	1	U	U	1	ug/L
HR3 16DU	5/8/2014	TETRACHLOROETHYLENE (PCE)	0.3	1	U	U	1	ug/L
HR3 16DU	4/22/2015	TETRACHLOROETHYLENE (PCE)	0.18	1	U	U	1	ug/L
HR3 16DU	5/8/2014	TOLUENE	0.3	1	U	U	1	ug/L
HR3 16DU	4/22/2015	TOLUENE	0.07	1		U	1	ug/L
HR3 16DU	5/8/2014	TRANS-1,2-DICHLOROETHYLENE	0.3	1	U	U	1	ug/L
HR3 16DU	4/22/2015	TRANS-1,2-DICHLOROETHYLENE	0.08	1	U	U	1	ug/L
HR3 16DU	5/8/2014	TRANS-1,3-DICHLOROPROPENE	0.3	1	U	U	1	ug/L
HR3 16DU	4/22/2015	TRANS-1,3-DICHLOROPROPENE	0.08	1	U	U	1	ug/L
HR3 16DU	5/8/2014	TRICHLOROETHYLENE (TCE)	0.3	1	U	U	1	ug/L
HR3 16DU	4/22/2015	TRICHLOROETHYLENE (TCE)	0.25	1	U	U	1	ug/L
HR3 16DU	5/8/2014	TRICHLOROFLUOROMETHANE	0.3	1	U	U	1	ug/L
HR3 16DU	4/22/2015	TRICHLOROFLUOROMETHANE	0.11	1	U	U	1	ug/L
HR3 16DU	8/21/2003	TRITIUM			U		10.717	pCi/mL
HR3 16DU	3/16/2004	TRITIUM	0.374	1.358			10.9	pCi/mL
HR3 16DU	9/23/2004	TRITIUM	0.86	2.52			10.6	pCi/mL
HR3 16DU	3/23/2005	TRITIUM	0.833	2.48			10.5	pCi/mL
HR3 16DU	9/22/2005	TRITIUM	0.832	2.45			9.69	pCi/mL
HR3 16DU	2/8/2007	TRITIUM	0.481	2.04			10.8	pCi/mL
HR3 16DU	5/15/2007	TRITIUM	0.578	1.94			9.72	pCi/mL
HR3 16DU	5/1/2008	TRITIUM	0.431	1.59			8.33	pCi/mL
HR3 16DU	5/7/2009	TRITIUM	0.565	1.82			7.87	pCi/mL
HR3 16DU	5/3/2010	TRITIUM	0.458	1.56			6.97	pCi/mL
HR3 16DU	5/3/2011	TRITIUM	0.464	1.61			7.24	pCi/mL
HR3 16DU	4/30/2012	TRITIUM	0.477	1.62			6.91	pCi/mL
HR3 16DU	5/6/2013	TRITIUM	0.396	1.42			5.81	pCi/mL
HR3 16DU	5/8/2014	TRITIUM	0.419	1.34			4.55	pCi/mL
HR3 16DU	4/22/2015	TRITIUM	0.433	1.41			5.02	pCi/mL
HR8 11	6/4/2002	1,1,1-TRICHLOROETHANE	0.34	1	U	U	1	ug/L
HR8 11	8/16/2003	1,1,1-TRICHLOROETHANE	0.34	1	U		1	ug/L
HR8 11	3/21/2005	1,1,1-TRICHLOROETHANE	0.34	1	U	U	1	ug/L
HR8 11	9/22/2005	1,1,1-TRICHLOROETHANE	0.08	0.5	U	U	0.5	ug/L
HR8 11	4/10/2006	1,1,1-TRICHLOROETHANE	0.15	0.5	U	U	0.5	ug/L
HR8 11	2/8/2007	1,1,1-TRICHLOROETHANE	0.3	1	U	U	1	ug/L
HR8 11	2/8/2007	1,1,1-TRICHLOROETHANE	0.3	1	U	U	1	ug/L
HR8 11	5/15/2007	1,1,1-TRICHLOROETHANE	0.3	2	U	U	2	ug/L
HR8 11	5/1/2008	1,1,1-TRICHLOROETHANE	0.79	2	U	U	2	ug/L
HR8 11	5/7/2009	1,1,1-TRICHLOROETHANE	0.325	1	U	U	1	ug/L
HR8 11	5/3/2010	1,1,1-TRICHLOROETHANE	0.79	2	U	U	2	ug/L
HR8 11	5/8/2014	1,1,1-TRICHLOROETHANE	0.3	1	U	U	1	ug/L
HR8 11	4/22/2015	1,1,1-TRICHLOROETHANE	0.07	1	U	U	1	ug/L
HR8 11	5/8/2014	1,1,2,2-TETRACHLOROETHANE	0.3	1	U	U	1	ug/L
HR8 11	4/22/2015	1,1,2,2-TETRACHLOROETHANE	0.1	1	U	U	1	ug/L
HR8 11	5/8/2014	1,1,2-TRICHLORO-1,2,2-TRIFLUOROETHANE	2	5	U	U	5	ug/L
HR8 11	4/22/2015	1,1,2-TRICHLORO-1,2,2-TRIFLUOROETHANE	0.1	1	U	U	1	ug/L
HR8 11	5/8/2014	1,1,2-TRICHLOROETHANE	0.3	1	U	U	1	ug/L
HR8 11	4/22/2015	1,1,2-TRICHLOROETHANE	0.15	1	U	U	1	ug/L
HR8 11	6/4/2002	1,1-DICHLOROETHANE	0.41	1	U	U	1	ug/L
HR8 11	8/16/2003	1,1-DICHLOROETHANE	0.41	1	U		1	ug/L
HR8 11	3/21/2005	1,1-DICHLOROETHANE	0.41	1	U	U	1	ug/L
HR8 11	9/22/2005	1,1-DICHLOROETHANE	0.07	0.5	U	U	0.5	ug/L

Bold indicates concentration exceeds the MCL or USEPA Regional Screening Levels, http://epa.gov/reg3hwm/risk/human/rb-concentration_table/index.htm. (May 2014 RSL Table)

Station	Date	Analyte	MDL	PQL	Lab Qual	EPA Qual	Result	Units
HR8 11	4/10/2006	1,1-DICHLOROETHANE	0.16	0.5	U	U	0.5	ug/L
HR8 11	2/8/2007	1,1-DICHLOROETHANE	0.3	1	U	U	1	ug/L
HR8 11	2/8/2007	1,1-DICHLOROETHANE	0.3	1	U	U	1	ug/L
HR8 11	5/15/2007	1,1-DICHLOROETHANE	0.2	2	U	U	2	ug/L
HR8 11	5/1/2008	1,1-DICHLOROETHANE	0.9	2	U	U	2	ug/L
HR8 11	5/7/2009	1,1-DICHLOROETHANE	0.3	1	U	U	1	ug/L
HR8 11	5/3/2010	1,1-DICHLOROETHANE	0.9	2	U	U	2	ug/L
HR8 11	5/8/2014	1,1-DICHLOROETHANE	0.3	1	U	U	1	ug/L
HR8 11	4/22/2015	1,1-DICHLOROETHANE	0.07	1	U	U	1	ug/L
HR8 11	5/8/2014	1,1-DICHLOROETHYLENE	0.3	1	U	U	1	ug/L
HR8 11	4/22/2015	1,1-DICHLOROETHYLENE	0.08	1	U	U	1	ug/L
HR8 11	5/8/2014	1,2,3-TRICHLOROBENZENE	0.3	1	U	U	1	ug/L
HR8 11	4/22/2015	1,2,3-TRICHLOROBENZENE	0.09	1	U	U	1	ug/L
HR8 11	5/8/2014	1,2,4-TRICHLOROBENZENE	0.3	1	U	U	1	ug/L
HR8 11	4/22/2015	1,2,4-TRICHLOROBENZENE	0.08	1	U	U	1	ug/L
HR8 11	5/8/2014	1,2-DIBROMO-3-CHLOROPROPANE	0.5	1	U	U	1	ug/L
HR8 11	4/22/2015	1,2-DIBROMO-3-CHLOROPROPANE	0.41	1	U	U	1	ug/L
HR8 11	5/8/2014	1,2-DIBROMOETHANE	0.3	1	U	U	1	ug/L
HR8 11	4/22/2015	1,2-DIBROMOETHANE	0.13	1	U	U	1	ug/L
HR8 11	5/8/2014	1,2-DICHLOROBENZENE	0.3	1	U	U	1	ug/L
HR8 11	4/22/2015	1,2-DICHLOROBENZENE	0.06	1	U	U	1	ug/L
HR8 11	5/8/2014	1,2-DICHLOROETHANE (EDC)	0.3	1	U	U	1	ug/L
HR8 11	4/22/2015	1,2-DICHLOROETHANE (EDC)	0.1	1	U	U	1	ug/L
HR8 11	5/8/2014	1,2-DICHLOROPROPANE	0.3	1	U	U	1	ug/L
HR8 11	4/22/2015	1,2-DICHLOROPROPANE	0.1	1	U	U	1	ug/L
HR8 11	5/8/2014	1,3-DICHLOROBENZENE	0.3	1	U	U	1	ug/L
HR8 11	4/22/2015	1,3-DICHLOROBENZENE	0.08	1	U	U	1	ug/L
HR8 11	5/8/2014	1,4-DICHLOROBENZENE	0.3	1	U	U	1	ug/L
HR8 11	4/22/2015	1,4-DICHLOROBENZENE	0.12	1	U	U	1	ug/L
HR8 11	5/8/2014	1,4-DIOXANE	15	50	U	U	50	ug/L
HR8 11	4/22/2015	1,4-DIOXANE	7.6	80	U	U	80	ug/L
HR8 11	5/8/2014	2-HEXANONE	1.5	5	U	U	5	ug/L
HR8 11	4/22/2015	2-HEXANONE	0.22	5	U	U	5	ug/L
HR8 11	5/8/2014	ACETONE	1.5	5	U	U	5	ug/L
HR8 11	4/22/2015	ACETONE	0.34	2	U	UJ	2	ug/L
HR8 11	5/8/2014	BENZENE	0.3	1	U	U	1	ug/L
HR8 11	4/22/2015	BENZENE	0.06	1	U	U	1	ug/L
HR8 11	5/8/2014	BROMOCHLOROMETHANE	0.3	1	U	U	1	ug/L
HR8 11	4/22/2015	BROMOCHLOROMETHANE	0.13	1	U	U	1	ug/L
HR8 11	5/8/2014	BROMODICHLOROMETHANE	0.3	1	U	U	1	ug/L
HR8 11	4/22/2015	BROMODICHLOROMETHANE	0.09	1	U	U	1	ug/L
HR8 11	5/8/2014	BROMOFORM (TRIBROMOMETHANE)	0.3	1	U	U	1	ug/L
HR8 11	4/22/2015	BROMOFORM (TRIBROMOMETHANE)	0.17	1	U	U	1	ug/L
HR8 11	5/8/2014	BROMOMETHANE (METHYL BROMIDE)	0.3	1	U	U	1	ug/L
HR8 11	4/22/2015	BROMOMETHANE (METHYL BROMIDE)	0.25	2	U	U	2	ug/L
HR8 11	6/4/2002	CADMIUM	0.04	1	U	U	1	ug/L
HR8 11	8/16/2003	CADMIUM	0.04	1	J		0.04	ug/L
HR8 11	3/10/2004	CADMIUM	0.04	1	U		1	ug/L
HR8 11	3/21/2005	CADMIUM	0.067	5	U		5	ug/L
HR8 11	5/8/2014	CARBON DISULFIDE	1.5	5	U	U	5	ug/L
HR8 11	4/22/2015	CARBON DISULFIDE	0.05	1	U	U	1	ug/L
HR8 11	6/4/2002	CARBON TETRACHLORIDE	0.29	1	U	U	1	ug/L
HR8 11	8/16/2003	CARBON TETRACHLORIDE	0.29	1	U		1	ug/L
HR8 11	3/21/2005	CARBON TETRACHLORIDE	0.29	1	U	U	1	ug/L
HR8 11	9/22/2005	CARBON TETRACHLORIDE	0.09	0.5	U	U	0.5	ug/L
HR8 11	4/10/2006	CARBON TETRACHLORIDE	0.15	0.5	U	U	0.5	ug/L
HR8 11	2/8/2007	CARBON TETRACHLORIDE	0.25	1	U	U	1	ug/L
HR8 11	2/8/2007	CARBON TETRACHLORIDE	0.25	1	U	U	1	ug/L
HR8 11	5/15/2007	CARBON TETRACHLORIDE	0.4	2	U	U	2	ug/L
HR8 11	5/1/2008	CARBON TETRACHLORIDE	1.04	2	U	U	2	ug/L
HR8 11	5/7/2009	CARBON TETRACHLORIDE	0.26	1	U	U	1	ug/L
HR8 11	5/3/2010	CARBON TETRACHLORIDE	1.04	2	U	U	2	ug/L
HR8 11	5/8/2014	CARBON TETRACHLORIDE	0.3	1	U	U	1	ug/L
HR8 11	4/22/2015	CARBON TETRACHLORIDE	0.13	1	U	U	1	ug/L
HR8 11	5/8/2014	CHLOROBENZENE	0.3	1	U	U	1	ug/L
HR8 11	4/22/2015	CHLOROBENZENE	0.15	1	U	U	1	ug/L
HR8 11	5/8/2014	CHLOROETHANE (ETHYL CHLORIDE)	0.3	1	U	U	1	ug/L
HR8 11	4/22/2015	CHLOROETHANE (ETHYL CHLORIDE)	0.1	2	U	U	2	ug/L
HR8 11	5/8/2014	CHLOROETHENE (VINYL CHLORIDE)	0.3	1	U	U	1	ug/L
HR8 11	4/22/2015	CHLOROETHENE (VINYL CHLORIDE)	0.08	2	U	U	2	ug/L
HR8 11	5/8/2014	CHLOROFORM	0.3	1	U	U	1	ug/L

Bold indicates concentration exceeds the MCL or USEPA Regional Screening Levels, http://epa.gov/reg3hwm/risk/human/rb-concentration_table/index.htm. (May 2014 RSL Table)

Station	Date	Analyte	MDL	PQL	Lab Qual	EPA Qual	Result	Units
HR8 11	4/22/2015	CHLOROFORM	0.1	1	U	U	1	ug/L
HR8 11	5/8/2014	CHLOROMETHANE (METHYL CHLORIDE)	0.3	1	U	U	0.35	ug/L
HR8 11	4/22/2015	CHLOROMETHANE (METHYL CHLORIDE)	0.08	2	U	U	2	ug/L
HR8 11	5/8/2014	CIS-1,2-DICHLOROETHYLENE	0.3	1	U	U	1	ug/L
HR8 11	4/22/2015	CIS-1,2-DICHLOROETHYLENE	0.09	1	U	U	1	ug/L
HR8 11	5/8/2014	CIS-1,3-DICHLOROPROPENE	0.3	1	U	U	1	ug/L
HR8 11	4/22/2015	CIS-1,3-DICHLOROPROPENE	0.07	1	U	U	1	ug/L
HR8 11	5/8/2014	CUMENE (ISOPROPYLBENZENE)	0.3	1	U	U	1	ug/L
HR8 11	4/22/2015	CUMENE (ISOPROPYLBENZENE)	0.08	1	U	U	1	ug/L
HR8 11	5/8/2014	CYCLOHEXANE	0.3	1	U	U	1	ug/L
HR8 11	4/22/2015	CYCLOHEXANE	0.07	1	U	U	1	ug/L
HR8 11	5/8/2014	DIBROMOCHLOROMETHANE	0.3	1	U	U	1	ug/L
HR8 11	4/22/2015	DIBROMOCHLOROMETHANE	0.13	1	U	U	1	ug/L
HR8 11	5/8/2014	DICHLORODIFLUOROMETHANE	0.3	1	U	U	1	ug/L
HR8 11	4/22/2015	DICHLORODIFLUOROMETHANE	0.08	2	U	U	2	ug/L
HR8 11	5/8/2014	DICHLOROMETHANE (METHYLENE CHLORIDE)	1	5	U	U	5	ug/L
HR8 11	4/22/2015	DICHLOROMETHANE (METHYLENE CHLORIDE)	0.27	1	U	U	1	ug/L
HR8 11	5/8/2014	ETHYLBENZENE	0.3	1	U	U	1	ug/L
HR8 11	4/22/2015	ETHYLBENZENE	0.09	1	U	U	1	ug/L
HR8 11	6/4/2002	GROSS ALPHA	0.724	3.164			6.09	pCi/L
HR8 11	8/16/2003	GROSS ALPHA	6.88	13.44	U		1.94	pCi/L
HR8 11	8/21/2003	GROSS ALPHA			J		2.96	pCi/L
HR8 11	8/21/2003	GROSS ALPHA			J		2.87	pCi/L
HR8 11	3/21/2005	GROSS ALPHA	4.15	11.9	J		5.99	pCi/L
HR8 11	9/22/2005	GROSS ALPHA	2.73	11	J	J	8.46	pCi/L
HR8 11	9/22/2005	GROSS ALPHA	2.72	11	J	J	8.44	pCi/L
HR8 11	5/15/2007	GROSS ALPHA	2.51	11.5	J	J	10.7	pCi/L
HR8 11	5/1/2008	GROSS ALPHA	2.26	8.61	J	J	5.22	pCi/L
HR8 11	5/7/2009	GROSS ALPHA	2.43	9.55	J	J	6.52	pCi/L
HR8 11	5/1/2012	GROSS ALPHA	2.61	8.73	J	J	4.63	pCi/L
HR8 11	5/6/2013	GROSS ALPHA	2.47	9.82	J		7.19	pCi/L
HR8 11	5/8/2014	GROSS ALPHA	2.18	7.87	J	J	4.92	pCi/L
HR8 11	4/22/2015	GROSS ALPHA	2.05	5.18	U	U	1.31	pCi/L
HR8 11	6/4/2002	LEAD	0.05	2			26.6	ug/L
HR8 11	8/16/2003	LEAD	0.05	2			21.8	ug/L
HR8 11	3/10/2004	LEAD	0.05	2			29.1	ug/L
HR8 11	3/21/2005	LEAD	0.57	3			9	ug/L
HR8 11	5/8/2014	M,P-XYLENE	0.3	2	U	U	2	ug/L
HR8 11	4/22/2015	M,P-XYLENE	0.14	2	U	U	2	ug/L
HR8 11	5/8/2014	METHYL ACETATE	1.5	5	U	U	5	ug/L
HR8 11	4/22/2015	METHYL ACETATE	0.37	25	U	U	25	ug/L
HR8 11	5/8/2014	METHYL ETHYL KETONE	1.5	5	U	U	5	ug/L
HR8 11	4/22/2015	METHYL ETHYL KETONE	0.52	5	U	U	5	ug/L
HR8 11	5/8/2014	METHYL ISOBUTYL KETONE	1.5	5	U	U	5	ug/L
HR8 11	4/22/2015	METHYL ISOBUTYL KETONE	0.12	5	U	U	5	ug/L
HR8 11	5/8/2014	METHYL TERTIARY BUTYL ETHER (MTBE)	0.3	1	U	U	1	ug/L
HR8 11	4/22/2015	METHYL TERTIARY BUTYL ETHER (MTBE)	0.11	2	U	U	2	ug/L
HR8 11	5/8/2014	METHYLCYCLOHEXANE	0.3	1	U	U	1	ug/L
HR8 11	4/22/2015	METHYLCYCLOHEXANE	0.1	4	U	U	4	ug/L
HR8 11	6/4/2002	NONVOLATILE BETA	0.808	2.638			6.46	pCi/L
HR8 11	8/16/2003	NONVOLATILE BETA	6.11	12.39	U		3.12	pCi/L
HR8 11	8/21/2003	NONVOLATILE BETA			J		3.85	pCi/L
HR8 11	8/21/2003	NONVOLATILE BETA			J		2.4	pCi/L
HR8 11	3/16/2004	NONVOLATILE BETA	1.32	2.838			3.18	pCi/L
HR8 11	9/22/2004	NONVOLATILE BETA	8.44	19.5	U		6.37	pCi/L
HR8 11	3/21/2005	NONVOLATILE BETA	8.23	19.2	U	U	6.76	pCi/L
HR8 11	3/21/2005	NONVOLATILE BETA	8.74	19.9	U		5.74	pCi/L
HR8 11	9/22/2005	NONVOLATILE BETA	4.65	11	U	U	3.66	pCi/L
HR8 11	9/22/2005	NONVOLATILE BETA	4.66	10.9	U	U	3.19	pCi/L
HR8 11	4/10/2006	NONVOLATILE BETA	1.1	2.58			4.48	pCi/L
HR8 11	2/8/2007	NONVOLATILE BETA	1.08	2.82			4.08	pCi/L
HR8 11	2/8/2007	NONVOLATILE BETA	1.16	2.85			3.06	pCi/L
HR8 11	5/15/2007	NONVOLATILE BETA	5.37	12.5	U	U	3.23	pCi/L
HR8 11	5/1/2008	NONVOLATILE BETA	4.66	10.9	U	U	3.3	pCi/L
HR8 11	5/7/2009	NONVOLATILE BETA	4.9	10.9	U	U	1.45	pCi/L
HR8 11	5/3/2010	NONVOLATILE BETA	4.47	11.7	J	J	7.07	pCi/L
HR8 11	5/3/2011	NONVOLATILE BETA	5.04	11.8	U	U	3.5	pCi/L
HR8 11	5/1/2012	NONVOLATILE BETA	4.93	11	U	U	1.99	pCi/L
HR8 11	5/6/2013	NONVOLATILE BETA	5.09	12	U		4.08	pCi/L
HR8 11	5/8/2014	NONVOLATILE BETA	4.06	10.1	U	U	4.02	pCi/L
HR8 11	4/22/2015	NONVOLATILE BETA	4.28	9.53	U	U	1.67	pCi/L

Bold indicates concentration exceeds the MCL or USEPA Regional Screening Levels, http://epa.gov/reg3hwm/risk/human/rb-concentration_table/index.htm. (May 2014 RSL Table)

Station	Date	Analyte	MDL	PQL	Lab Qual	EPA Qual	Result	Units
HR8 11	5/8/2014	O-XYLENE	0.3	1	U	U	1	ug/L
HR8 11	4/22/2015	O-XYLENE	0.06	1	U	U	1	ug/L
HR8 11	5/8/2014	STYRENE	0.3	1	U	U	1	ug/L
HR8 11	4/22/2015	STYRENE	0.07	1	U	U	1	ug/L
HR8 11	5/8/2014	TETRACHLOROETHYLENE (PCE)	0.3	1	U	U	1	ug/L
HR8 11	4/22/2015	TETRACHLOROETHYLENE (PCE)	0.18	1	U	U	1	ug/L
HR8 11	5/8/2014	TOLUENE	0.3	1	U	U	1	ug/L
HR8 11	4/22/2015	TOLUENE	0.07	1	J	U	0.62	ug/L
HR8 11	5/8/2014	TRANS-1,2-DICHLOROETHYLENE	0.3	1	U	U	1	ug/L
HR8 11	4/22/2015	TRANS-1,2-DICHLOROETHYLENE	0.08	1	U	U	1	ug/L
HR8 11	5/8/2014	TRANS-1,3-DICHLOROPROPENE	0.3	1	U	U	1	ug/L
HR8 11	4/22/2015	TRANS-1,3-DICHLOROPROPENE	0.08	1	U	U	1	ug/L
HR8 11	6/4/2002	TRICHLOROETHYLENE (TCE)	0.36	1	U	U	1	ug/L
HR8 11	8/16/2003	TRICHLOROETHYLENE (TCE)	0.36	1	U		1	ug/L
HR8 11	3/10/2004	TRICHLOROETHYLENE (TCE)	0.36	1	U		1	ug/L
HR8 11	3/21/2005	TRICHLOROETHYLENE (TCE)	0.36	1	U	U	1	ug/L
HR8 11	3/21/2005	TRICHLOROETHYLENE (TCE)	0.13	0.5	U		0.5	ug/L
HR8 11	9/22/2005	TRICHLOROETHYLENE (TCE)	0.13	0.5	U	U	0.5	ug/L
HR8 11	4/10/2006	TRICHLOROETHYLENE (TCE)	0.2	0.5	U	U	0.5	ug/L
HR8 11	2/8/2007	TRICHLOROETHYLENE (TCE)	0.25	1	U	U	1	ug/L
HR8 11	2/8/2007	TRICHLOROETHYLENE (TCE)	0.25	1	U	U	1	ug/L
HR8 11	5/15/2007	TRICHLOROETHYLENE (TCE)	0.2	2	U	U	2	ug/L
HR8 11	5/1/2008	TRICHLOROETHYLENE (TCE)	0.97	2	U	U	2	ug/L
HR8 11	5/7/2009	TRICHLOROETHYLENE (TCE)	0.25	1	U	U	1	ug/L
HR8 11	5/3/2010	TRICHLOROETHYLENE (TCE)	0.97	2	U	U	2	ug/L
HR8 11	5/8/2014	TRICHLOROETHYLENE (TCE)	0.3	1	U	U	1	ug/L
HR8 11	4/22/2015	TRICHLOROETHYLENE (TCE)	0.25	1	U	U	1	ug/L
HR8 11	5/8/2014	TRICHLOROFLUOROMETHANE	0.3	1	U	U	1	ug/L
HR8 11	4/22/2015	TRICHLOROFLUOROMETHANE	0.11	1	U	U	1	ug/L
HR8 11	6/4/2002	TRITIUM	0.424	1.508			9.82	pCi/mL
HR8 11	6/4/2002	TRITIUM	0.396	1.41			9.19	pCi/mL
HR8 11	8/16/2003	TRITIUM	0.499	1.869			11.5	pCi/mL
HR8 11	8/21/2003	TRITIUM			U		9.092	pCi/mL
HR8 11	3/16/2004	TRITIUM	0.349	1.297			11	pCi/mL
HR8 11	9/22/2004	TRITIUM	0.876	2.62			12	pCi/mL
HR8 11	3/21/2005	TRITIUM	0.931	2.77			11.8	pCi/mL
HR8 11	3/21/2005	TRITIUM	0.923	2.71			10.8	pCi/mL
HR8 11	9/22/2005	TRITIUM	0.827	2.47			10.3	pCi/mL
HR8 11	9/22/2005	TRITIUM	0.82	2.45		J	10.3	pCi/mL
HR8 11	4/10/2006	TRITIUM	0.31	1.39			9.95	pCi/mL
HR8 11	2/8/2007	TRITIUM	0.482	2.01			10.3	pCi/mL
HR8 11	2/8/2007	TRITIUM	0.485	2			10.1	pCi/mL
HR8 11	5/15/2007	TRITIUM	0.57	1.87			8.8	pCi/mL
HR8 11	5/1/2008	TRITIUM	0.431	1.6			8.48	pCi/mL
HR8 11	5/7/2009	TRITIUM	0.561	1.75			6.76	pCi/mL
HR8 11	5/3/2010	TRITIUM	0.46	1.45			5.12	pCi/mL
HR8 11	5/3/2011	TRITIUM	0.464	1.46			4.97	pCi/mL
HR8 11	5/1/2012	TRITIUM	0.484	1.49			4.89	pCi/mL
HR8 11	5/6/2013	TRITIUM	0.397	1.33			4.56	pCi/mL
HR8 11	5/8/2014	TRITIUM	0.414	1.28			3.85	pCi/mL
HR8 11	4/22/2015	TRITIUM	0.53	1.4			3.18	pCi/mL
HSL 3D	2/27/2002	1,1,1-TRICHLOROETHANE	0.37	1	U	U	1	ug/L
HSL 3D	5/1/2002	1,1,1-TRICHLOROETHANE	0.34	1	U	U	1	ug/L
HSL 3D	2/24/2003	1,1,1-TRICHLOROETHANE	0.09	1	U		1	ug/L
HSL 3D	3/2/2004	1,1,1-TRICHLOROETHANE	0.333	5	U		5	ug/L
HSL 3D	2/8/2007	1,1,1-TRICHLOROETHANE	0.3	1	U	U	1	ug/L
HSL 3D	5/16/2007	1,1,1-TRICHLOROETHANE	0.3	2	U	U	2	ug/L
HSL 3D	5/1/2008	1,1,1-TRICHLOROETHANE	0.79	2	U	U	2	ug/L
HSL 3D	5/1/2008	1,1,1-TRICHLOROETHANE	0.79	2	U	U	2	ug/L
HSL 3D	5/7/2009	1,1,1-TRICHLOROETHANE	0.325	1	U	U	1	ug/L
HSL 3D	5/4/2010	1,1,1-TRICHLOROETHANE	0.79	2	U	U	2	ug/L
HSL 3D	5/3/2011	1,1,1-TRICHLOROETHANE	0.15	2	U	U	2	ug/L
HSL 3D	5/1/2012	1,1,1-TRICHLOROETHANE	0.15	2	U	U	2	ug/L
HSL 3D	5/1/2012	1,1,1-TRICHLOROETHANE	0.15	2	U	U	2	ug/L
HSL 3D	5/8/2013	1,1,1-TRICHLOROETHANE	0.15	2	U		2	ug/L
HSL 3D	5/7/2014	1,1,1-TRICHLOROETHANE	0.3	1	U	U	1	ug/L
HSL 3D	4/22/2015	1,1,1-TRICHLOROETHANE	0.07	1	U	U	1	ug/L
HSL 3D	5/7/2014	1,1,2,2-TETRACHLOROETHANE	0.3	1	U	U	1	ug/L
HSL 3D	4/22/2015	1,1,2,2-TETRACHLOROETHANE	0.1	1	U	U	1	ug/L
HSL 3D	5/7/2014	1,1,2-TRICHLORO-1,2,2-TRIFLUOROETHANE	2	5	U	U	5	ug/L
HSL 3D	4/22/2015	1,1,2-TRICHLORO-1,2,2-TRIFLUOROETHANE	0.1	1	U	U	1	ug/L

Bold indicates concentration exceeds the MCL or USEPA Regional Screening Levels, http://epa.gov/reg3hwm/risk/human/rb-concentration_table/index.htm. (May 2014 RSL Table)

Station	Date	Analyte	MDL	PQL	Lab Qual	EPA Qual	Result	Units
HSL 3D	5/7/2014	1,1,2-TRICHLOROETHANE	0.3	1	U	U	1	ug/L
HSL 3D	4/22/2015	1,1,2-TRICHLOROETHANE	0.15	1	U	U	1	ug/L
HSL 3D	2/27/2002	1,1-DICHLOROETHANE	0.21	1	U	U	1	ug/L
HSL 3D	5/1/2002	1,1-DICHLOROETHANE	0.41	1	U	U	1	ug/L
HSL 3D	2/24/2003	1,1-DICHLOROETHANE	0.05	1	U		1	ug/L
HSL 3D	3/2/2004	1,1-DICHLOROETHANE	0.292	5	U		5	ug/L
HSL 3D	2/8/2007	1,1-DICHLOROETHANE	0.3	1	U	U	1	ug/L
HSL 3D	5/16/2007	1,1-DICHLOROETHANE	0.2	2	U	U	2	ug/L
HSL 3D	5/1/2008	1,1-DICHLOROETHANE	0.9	2	U	U	2	ug/L
HSL 3D	5/1/2008	1,1-DICHLOROETHANE	0.9	2	U	U	2	ug/L
HSL 3D	5/7/2009	1,1-DICHLOROETHANE	0.3	1	U	U	1	ug/L
HSL 3D	5/4/2010	1,1-DICHLOROETHANE	0.9	2	U	U	2	ug/L
HSL 3D	5/3/2011	1,1-DICHLOROETHANE	0.1	2	U	U	2	ug/L
HSL 3D	5/1/2012	1,1-DICHLOROETHANE	0.1	2	U	U	2	ug/L
HSL 3D	5/1/2012	1,1-DICHLOROETHANE	0.1	2	U	U	2	ug/L
HSL 3D	5/8/2013	1,1-DICHLOROETHANE	0.1	2	U		2	ug/L
HSL 3D	5/7/2014	1,1-DICHLOROETHANE	0.3	1	U	U	1	ug/L
HSL 3D	4/22/2015	1,1-DICHLOROETHANE	0.07	1	U	U	1	ug/L
HSL 3D	5/7/2014	1,1-DICHLOROETHYLENE	0.3	1	U	U	1	ug/L
HSL 3D	4/22/2015	1,1-DICHLOROETHYLENE	0.08	1	U	U	1	ug/L
HSL 3D	5/7/2014	1,2,3-TRICHLOROBENZENE	0.3	1	U	U	1	ug/L
HSL 3D	4/22/2015	1,2,3-TRICHLOROBENZENE	0.09	1	U	U	1	ug/L
HSL 3D	5/7/2014	1,2,4-TRICHLOROBENZENE	0.3	1	U	U	1	ug/L
HSL 3D	4/22/2015	1,2,4-TRICHLOROBENZENE	0.08	1	U	U	1	ug/L
HSL 3D	5/7/2014	1,2-DIBROMO-3-CHLOROPROPANE	0.5	1	U	U	1	ug/L
HSL 3D	4/22/2015	1,2-DIBROMO-3-CHLOROPROPANE	0.41	1	U	U	1	ug/L
HSL 3D	5/7/2014	1,2-DIBROMOETHANE	0.3	1	U	U	1	ug/L
HSL 3D	4/22/2015	1,2-DIBROMOETHANE	0.13	1	U	U	1	ug/L
HSL 3D	5/7/2014	1,2-DICHLOROBENZENE	0.3	1	U	U	1	ug/L
HSL 3D	4/22/2015	1,2-DICHLOROBENZENE	0.06	1	U	U	1	ug/L
HSL 3D	5/7/2014	1,2-DICHLOROETHANE (EDC)	0.3	1	U	U	1	ug/L
HSL 3D	4/22/2015	1,2-DICHLOROETHANE (EDC)	0.1	1	U	U	1	ug/L
HSL 3D	5/7/2014	1,2-DICHLOROPROPANE	0.3	1	U	U	1	ug/L
HSL 3D	4/22/2015	1,2-DICHLOROPROPANE	0.1	1	U	U	1	ug/L
HSL 3D	5/7/2014	1,3-DICHLOROBENZENE	0.3	1	U	U	1	ug/L
HSL 3D	4/22/2015	1,3-DICHLOROBENZENE	0.08	1	U	U	1	ug/L
HSL 3D	5/7/2014	1,4-DICHLOROBENZENE	0.3	1	U	U	1	ug/L
HSL 3D	4/22/2015	1,4-DICHLOROBENZENE	0.12	1	U	U	1	ug/L
HSL 3D	5/7/2014	1,4-DIOXANE	15	50	U	U	50	ug/L
HSL 3D	4/22/2015	1,4-DIOXANE	7.6	80	U	U	80	ug/L
HSL 3D	5/7/2014	2-HEXANONE	1.5	5	U	U	5	ug/L
HSL 3D	4/22/2015	2-HEXANONE	0.22	5	U	U	5	ug/L
HSL 3D	5/7/2014	ACETONE	1.5	5	U	U	5	ug/L
HSL 3D	4/22/2015	ACETONE	0.34	2	U	U	2	ug/L
HSL 3D	5/7/2014	BENZENE	0.3	1	U	U	1	ug/L
HSL 3D	4/22/2015	BENZENE	0.06	1	U	U	1	ug/L
HSL 3D	5/7/2014	BROMOCHLOROMETHANE	0.3	1	U	U	1	ug/L
HSL 3D	4/22/2015	BROMOCHLOROMETHANE	0.13	1	U	U	1	ug/L
HSL 3D	5/7/2014	BROMODICHLOROMETHANE	0.3	1	U	U	1	ug/L
HSL 3D	4/22/2015	BROMODICHLOROMETHANE	0.09	1	U	U	1	ug/L
HSL 3D	5/7/2014	BROMOFORM (TRIBROMOMETHANE)	0.3	1	U	U	1	ug/L
HSL 3D	4/22/2015	BROMOFORM (TRIBROMOMETHANE)	0.17	1	U	U	1	ug/L
HSL 3D	5/7/2014	BROMOMETHANE (METHYL BROMIDE)	0.3	1	U	U	1	ug/L
HSL 3D	4/22/2015	BROMOMETHANE (METHYL BROMIDE)	0.25	2	U	U	2	ug/L
HSL 3D	2/27/2002	CADMIUM	0.05	1	J		0.08	ug/L
HSL 3D	5/1/2002	CADMIUM	0.05	1	U	U	1	ug/L
HSL 3D	2/24/2003	CADMIUM	0.04	1	U		1	ug/L
HSL 3D	3/2/2004	CADMIUM	0.04	1	U		1	ug/L
HSL 3D	2/6/2007	CADMIUM	0.1	1	J		0.119	ug/L
HSL 3D	2/11/2008	CADMIUM	0.11	1	U		1	ug/L
HSL 3D	2/17/2009	CADMIUM	0.5	5	U		5	ug/L
HSL 3D	2/10/2010	CADMIUM	0.167	1.67	U		1.67	ug/L
HSL 3D	2/11/2011	CADMIUM	0.5	5	U		5	ug/L
HSL 3D	2/13/2012	CADMIUM	0.5	5	U		5	ug/L
HSL 3D	2/25/2013	CADMIUM	0.5	5	U		5	ug/L
HSL 3D	5/7/2014	CARBON DISULFIDE	1.5	5	U	U	5	ug/L
HSL 3D	4/22/2015	CARBON DISULFIDE	0.05	1	U	U	1	ug/L
HSL 3D	2/27/2002	CARBON TETRACHLORIDE	0.3	1	U	U	1	ug/L
HSL 3D	5/1/2002	CARBON TETRACHLORIDE	0.29	1	U	U	1	ug/L
HSL 3D	2/24/2003	CARBON TETRACHLORIDE	0.11	1	U		1	ug/L
HSL 3D	3/2/2004	CARBON TETRACHLORIDE	0.421	5	U		5	ug/L

Bold indicates concentration exceeds the MCL or USEPA Regional Screening Levels, http://epa.gov/reg3hwm/risk/human/rb-concentration_table/index.htm. (May 2014 RSL Table)

Station	Date	Analyte	MDL	PQL	Lab Qual	EPA Qual	Result	Units
HSL 3D	2/8/2007	CARBON TETRACHLORIDE	0.25	1	U	U	1	ug/L
HSL 3D	5/16/2007	CARBON TETRACHLORIDE	0.4	2	U	U	2	ug/L
HSL 3D	5/1/2008	CARBON TETRACHLORIDE	1.04	2	U	U	2	ug/L
HSL 3D	5/1/2008	CARBON TETRACHLORIDE	1.04	2	U	U	2	ug/L
HSL 3D	5/7/2009	CARBON TETRACHLORIDE	0.26	1	U	U	1	ug/L
HSL 3D	5/4/2010	CARBON TETRACHLORIDE	1.04	2	U	U	2	ug/L
HSL 3D	5/3/2011	CARBON TETRACHLORIDE	0.13	2	U	U	2	ug/L
HSL 3D	5/1/2012	CARBON TETRACHLORIDE	0.13	2	U	U	2	ug/L
HSL 3D	5/1/2012	CARBON TETRACHLORIDE	0.13	2	U	U	2	ug/L
HSL 3D	5/8/2013	CARBON TETRACHLORIDE	0.13	2	U		2	ug/L
HSL 3D	5/7/2014	CARBON TETRACHLORIDE	0.3	1	U	U	1	ug/L
HSL 3D	4/22/2015	CARBON TETRACHLORIDE	0.13	1	U	U	1	ug/L
HSL 3D	5/7/2014	CHLOROBENZENE	0.3	1	U	U	1	ug/L
HSL 3D	4/22/2015	CHLOROBENZENE	0.15	1	U	U	1	ug/L
HSL 3D	5/7/2014	CHLOROETHANE (ETHYL CHLORIDE)	0.3	1	U	U	1	ug/L
HSL 3D	4/22/2015	CHLOROETHANE (ETHYL CHLORIDE)	0.1	2	U	U	2	ug/L
HSL 3D	5/7/2014	CHLOROETHENE (VINYL CHLORIDE)	0.3	1	U	U	1	ug/L
HSL 3D	4/22/2015	CHLOROETHENE (VINYL CHLORIDE)	0.08	2	U	U	2	ug/L
HSL 3D	5/7/2014	CHLOROFORM	0.3	1	U	U	1	ug/L
HSL 3D	4/22/2015	CHLOROFORM	0.1	1	U	U	1	ug/L
HSL 3D	5/7/2014	CHLOROMETHANE (METHYL CHLORIDE)	0.3	1	U	U	1	ug/L
HSL 3D	4/22/2015	CHLOROMETHANE (METHYL CHLORIDE)	0.08	2	U	U	2	ug/L
HSL 3D	5/7/2014	CIS-1,2-DICHLOROETHYLENE	0.3	1	U	U	1	ug/L
HSL 3D	4/22/2015	CIS-1,2-DICHLOROETHYLENE	0.09	1	U	U	1	ug/L
HSL 3D	5/7/2014	CIS-1,3-DICHLOROPROPENE	0.3	1	U	U	1	ug/L
HSL 3D	4/22/2015	CIS-1,3-DICHLOROPROPENE	0.07	1	U	U	1	ug/L
HSL 3D	5/7/2014	CUMENE (ISOPROPYL BENZENE)	0.3	1	U	U	1	ug/L
HSL 3D	4/22/2015	CUMENE (ISOPROPYL BENZENE)	0.08	1	U	U	1	ug/L
HSL 3D	5/7/2014	CYCLOHEXANE	0.3	1	U	U	1	ug/L
HSL 3D	4/22/2015	CYCLOHEXANE	0.07	1	U	U	1	ug/L
HSL 3D	5/7/2014	DIBROMOCHLOROMETHANE	0.3	1	U	U	1	ug/L
HSL 3D	4/22/2015	DIBROMOCHLOROMETHANE	0.13	1	U	U	1	ug/L
HSL 3D	5/7/2014	DICHLORODIFLUOROMETHANE	0.3	1	U	U	1	ug/L
HSL 3D	4/22/2015	DICHLORODIFLUOROMETHANE	0.08	2	U	U	2	ug/L
HSL 3D	5/7/2014	DICHLOROMETHANE (METHYLENE CHLORIDE)	1	5	U	U	5	ug/L
HSL 3D	4/22/2015	DICHLOROMETHANE (METHYLENE CHLORIDE)	0.27	1	U	U	1	ug/L
HSL 3D	5/7/2014	ETHYLBENZENE	0.3	1	U	U	1	ug/L
HSL 3D	4/22/2015	ETHYLBENZENE	0.09	1	U	U	1	ug/L
HSL 3D	2/27/2002	GROSS ALPHA	2.39	4.77	U		0.206	pCi/L
HSL 3D	5/1/2002	GROSS ALPHA	0.713	1.653	J	J	1.47	pCi/L
HSL 3D	5/1/2002	GROSS ALPHA	0.643	1.499	J	J	1.18	pCi/L
HSL 3D	5/1/2002	GROSS ALPHA	0.667	1.517	J	J	1.13	pCi/L
HSL 3D	8/8/2002	GROSS ALPHA	10.3	15.74	U		4.96	pCi/L
HSL 3D	11/4/2002	GROSS ALPHA	7.1	10.34	U		1.53	pCi/L
HSL 3D	2/24/2003	GROSS ALPHA	9.51	18.45	U		2.63	pCi/L
HSL 3D	4/28/2003	GROSS ALPHA	0.636	1.484	J		0.687	pCi/L
HSL 3D	8/7/2003	GROSS ALPHA	2.2	4.56	U		-0.42	pCi/L
HSL 3D	11/6/2003	GROSS ALPHA	2.69	5.75	U		-0.754	pCi/L
HSL 3D	3/2/2004	GROSS ALPHA	2.2	4.76	U		-0.756	pCi/L
HSL 3D	3/2/2004	GROSS ALPHA	2.15	4.75	U		-0.937	pCi/L
HSL 3D	4/29/2004	GROSS ALPHA	3.96893	9.25131	U		2.16216	pCi/L
HSL 3D	8/2/2004	GROSS ALPHA	4.19	9.36	U		1.81	pCi/L
HSL 3D	10/21/2004	GROSS ALPHA	3.99	10.6	J		4.1	pCi/L
HSL 3D	2/6/2007	GROSS ALPHA	2.85	14.2			14.9	pCi/L
HSL 3D	5/7/2007	GROSS ALPHA	2.53	5.21	U		0.579	pCi/L
HSL 3D	5/16/2007	GROSS ALPHA	2.48	9.08	J	J	5.51	pCi/L
HSL 3D	8/15/2007	GROSS ALPHA	1.59	3.93	U		0.913	pCi/L
HSL 3D	11/1/2007	GROSS ALPHA	2.96	6.31	U		0.716	pCi/L
HSL 3D	2/11/2008	GROSS ALPHA	0.672	1.85	J		1.7	pCi/L
HSL 3D	4/28/2008	GROSS ALPHA	2.66	5.35	U		0.467	pCi/L
HSL 3D	5/1/2008	GROSS ALPHA	2.66	5.9	U	U	0.915	pCi/L
HSL 3D	5/1/2008	GROSS ALPHA	2.65	5.88	U	U	0.91	pCi/L
HSL 3D	8/12/2008	GROSS ALPHA	2.6	5.43	U		0.524	pCi/L
HSL 3D	11/13/2008	GROSS ALPHA	2.81	6.11	U		0.831	pCi/L
HSL 3D	2/17/2009	GROSS ALPHA	2.47	6.61	U		1.95	pCi/L
HSL 3D	4/29/2009	GROSS ALPHA	2.43	7.29	J		2.89	pCi/L
HSL 3D	5/7/2009	GROSS ALPHA	2.45	6.59	U	U	1.99	pCi/L
HSL 3D	8/13/2009	GROSS ALPHA	2.41	4.33	U		0.179	pCi/L
HSL 3D	11/10/2009	GROSS ALPHA	2.85	6.5	U		1.21	pCi/L
HSL 3D	2/10/2010	GROSS ALPHA	2.72	5.93	U		0.898	pCi/L
HSL 3D	4/26/2010	GROSS ALPHA	2.63	5.81	U		0.945	pCi/L

Bold indicates concentration exceeds the MCL or USEPA Regional Screening Levels, http://epa.gov/reg3hwm/risk/human/rb-concentration_table/index.htm. (May 2014 RSL Table)

Station	Date	Analyte	MDL	PQL	Lab Qual	EPA Qual	Result	Units
HSL 3D	8/9/2010	GROSS ALPHA	2.52	7.01	U		2.38	pCi/L
HSL 3D	11/5/2010	GROSS ALPHA	1.65	4.58	J		1.81	pCi/L
HSL 3D	2/11/2011	GROSS ALPHA	2.5	9.38	J		6.27	pCi/L
HSL 3D	4/28/2011	GROSS ALPHA	2.43	5.58	U		1.05	pCi/L
HSL 3D	5/3/2011	GROSS ALPHA	2.53	6.54	U	U	1.85	pCi/L
HSL 3D	5/3/2011	GROSS ALPHA	2.53	5.11	U	U	0.516	pCi/L
HSL 3D	8/23/2011	GROSS ALPHA	2.81	6.75	U		1.5	pCi/L
HSL 3D	10/26/2011	GROSS ALPHA	2.63	5.29	U		0.516	pCi/L
HSL 3D	2/13/2012	GROSS ALPHA	2.55	5.92	U		1	pCi/L
HSL 3D	4/24/2012	GROSS ALPHA	2.35	6.42	U		1.99	pCi/L
HSL 3D	8/3/2012	GROSS ALPHA	2.57	7.07	U		2.37	pCi/L
HSL 3D	10/30/2012	GROSS ALPHA	2.73	6.41	U		1.34	pCi/L
HSL 3D	2/25/2013	GROSS ALPHA	1.62	3.95	U		0.976	pCi/L
HSL 3D	5/1/2013	GROSS ALPHA	2.5	5.13	U		0.555	pCi/L
HSL 3D	5/8/2013	GROSS ALPHA	2.49	5.1	U		0.549	pCi/L
HSL 3D	5/7/2014	GROSS ALPHA	2.17	5.69	U	U	1.64	pCi/L
HSL 3D	4/22/2015	GROSS ALPHA	2.09	5.65	U	U	1.72	pCi/L
HSL 3D	2/27/2002	LEAD	0.077	2	U		2	ug/L
HSL 3D	5/1/2002	LEAD	0.077	2	J	J	0.083	ug/L
HSL 3D	2/24/2003	LEAD	0.05	2	J		0.249	ug/L
HSL 3D	3/2/2004	LEAD	0.05	2	J		0.862	ug/L
HSL 3D	2/6/2007	LEAD	0.5	2			7.06	ug/L
HSL 3D	2/11/2008	LEAD	0.5	2	U		2	ug/L
HSL 3D	2/17/2009	LEAD	2	20	U		20	ug/L
HSL 3D	2/10/2010	LEAD	0.333	3.33	J		0.951	ug/L
HSL 3D	2/11/2011	LEAD	2.5	25	U		25	ug/L
HSL 3D	2/13/2012	LEAD	2.5	25	U		25	ug/L
HSL 3D	2/25/2013	LEAD	2.5	25	U		25	ug/L
HSL 3D	5/7/2014	M,P-XYLENE	0.3	2	U	U	2	ug/L
HSL 3D	4/22/2015	M,P-XYLENE	0.14	2	U	U	2	ug/L
HSL 3D	5/7/2014	METHYL ACETATE	1.5	5	U	U	5	ug/L
HSL 3D	4/22/2015	METHYL ACETATE	0.37	25	U	U	25	ug/L
HSL 3D	5/7/2014	METHYL ETHYL KETONE	1.5	5	U	U	5	ug/L
HSL 3D	4/22/2015	METHYL ETHYL KETONE	0.52	5	U	U	5	ug/L
HSL 3D	5/7/2014	METHYL ISOBUTYL KETONE	1.5	5	U	U	5	ug/L
HSL 3D	4/22/2015	METHYL ISOBUTYL KETONE	0.12	5	U	U	5	ug/L
HSL 3D	5/7/2014	METHYL TERTIARY BUTYL ETHER (MTBE)	0.3	1	U	U	1	ug/L
HSL 3D	4/22/2015	METHYL TERTIARY BUTYL ETHER (MTBE)	0.11	2	U	U	2	ug/L
HSL 3D	5/7/2014	METHYLCYCLOHEXANE	0.3	1	U	U	1	ug/L
HSL 3D	4/22/2015	METHYLCYCLOHEXANE	0.1	4	U	U	4	ug/L
HSL 3D	2/27/2002	NONVOLATILE BETA	2.65	5.71	U		0.629	pCi/L
HSL 3D	5/1/2002	NONVOLATILE BETA	1.31	2.79	J	J	2.66	pCi/L
HSL 3D	5/1/2002	NONVOLATILE BETA	1.17	2.48	J	J	1.93	pCi/L
HSL 3D	5/1/2002	NONVOLATILE BETA	1.33	2.754	J	J	1.37	pCi/L
HSL 3D	8/8/2002	NONVOLATILE BETA	9.42	13.78	U		-0.498	pCi/L
HSL 3D	11/4/2002	NONVOLATILE BETA	8.99	11.99	U		-4.59	pCi/L
HSL 3D	2/24/2003	NONVOLATILE BETA	10.2	18.48	U		-2.15	pCi/L
HSL 3D	4/28/2003	NONVOLATILE BETA	0.746	1.792			2.27	pCi/L
HSL 3D	8/7/2003	NONVOLATILE BETA	1.74	3.72	U		0.244	pCi/L
HSL 3D	11/6/2003	NONVOLATILE BETA	1.84	3.92	U		0.129	pCi/L
HSL 3D	3/2/2004	NONVOLATILE BETA	2.05	4.41	U		0.27	pCi/L
HSL 3D	3/2/2004	NONVOLATILE BETA	1.81	3.83	U		-0.037	pCi/L
HSL 3D	4/29/2004	NONVOLATILE BETA	8.36364	17.11304	U		-1.85135	pCi/L
HSL 3D	8/2/2004	NONVOLATILE BETA	8.96	18.7	U		-0.747	pCi/L
HSL 3D	10/21/2004	NONVOLATILE BETA	8.46	18.2	U		1.18	pCi/L
HSL 3D	2/6/2007	NONVOLATILE BETA	5.54	14.3	J		8.26	pCi/L
HSL 3D	2/8/2007	NONVOLATILE BETA	1.07	2.55	J	J	2.04	pCi/L
HSL 3D	5/7/2007	NONVOLATILE BETA	6.2	14	U		1.9	pCi/L
HSL 3D	5/16/2007	NONVOLATILE BETA	4.84	11.2	U	U	1.66	pCi/L
HSL 3D	8/15/2007	NONVOLATILE BETA	3.02	6.98	U		0.659	pCi/L
HSL 3D	11/1/2007	NONVOLATILE BETA	4.51	11.1	U		3.2	pCi/L
HSL 3D	2/11/2008	NONVOLATILE BETA	0.997	2.55	J		4.29	pCi/L
HSL 3D	4/28/2008	NONVOLATILE BETA	4.46	10.2	U		2.27	pCi/L
HSL 3D	5/1/2008	NONVOLATILE BETA	4.51	11.5	J	J	6.22	pCi/L
HSL 3D	5/1/2008	NONVOLATILE BETA	4.51	10.7	U	U	3.69	pCi/L
HSL 3D	8/12/2008	NONVOLATILE BETA	4.19	9.56	U		1.8	pCi/L
HSL 3D	11/13/2008	NONVOLATILE BETA	4.54	11	U		4.11	pCi/L
HSL 3D	2/17/2009	NONVOLATILE BETA	4.37	9.51	U		1.02	pCi/L
HSL 3D	4/29/2009	NONVOLATILE BETA	4.51	8.56	U		-2.12	pCi/L
HSL 3D	5/7/2009	NONVOLATILE BETA	4.41	11	J	J	4.78	pCi/L
HSL 3D	8/13/2009	NONVOLATILE BETA	4.15	9.33	U		1.42	pCi/L

Bold indicates concentration exceeds the MCL or USEPA Regional Screening Levels, http://epa.gov/reg3hwm/risk/human/rb-concentration_table/index.htm. (May 2014 RSL Table)

Station	Date	Analyte	MDL	PQL	Lab Qual	EPA Qual	Result	Units
HSL 3D	11/10/2009	NONVOLATILE BETA	4.58	9.05	U		-1.08	pCi/L
HSL 3D	2/10/2010	NONVOLATILE BETA	4.48	9.45	U		0.00246	pCi/L
HSL 3D	4/26/2010	NONVOLATILE BETA	4.37	9.76	U		1.8	pCi/L
HSL 3D	5/4/2010	NONVOLATILE BETA	4.07	8.68	U	U	0.747	pCi/L
HSL 3D	8/9/2010	NONVOLATILE BETA	4.56	9.88	U		0.386	pCi/L
HSL 3D	11/5/2010	NONVOLATILE BETA	3.14	7.42	U		1.48	pCi/L
HSL 3D	2/11/2011	NONVOLATILE BETA	4.93	11.6	U		3.75	pCi/L
HSL 3D	4/28/2011	NONVOLATILE BETA	4.18	7.97	U		-1.12	pCi/L
HSL 3D	5/3/2011	NONVOLATILE BETA	4.3	9.94	U	U	2.34	pCi/L
HSL 3D	5/3/2011	NONVOLATILE BETA	4.46	8.88	U	U	-1.19	pCi/L
HSL 3D	8/23/2011	NONVOLATILE BETA	4.25	8.63	U		-0.167	pCi/L
HSL 3D	10/26/2011	NONVOLATILE BETA	4.44	9.43	U		0.566	pCi/L
HSL 3D	2/13/2012	NONVOLATILE BETA	4.25	9.3	U		1.05	pCi/L
HSL 3D	4/24/2012	NONVOLATILE BETA	4.31	8.84	U		-0.329	pCi/L
HSL 3D	5/1/2012	NONVOLATILE BETA	4.49	9.89	U	U	1.43	pCi/L
HSL 3D	5/1/2012	NONVOLATILE BETA	4.49	8.98	U	U	-0.816	pCi/L
HSL 3D	8/3/2012	NONVOLATILE BETA	4.54	9.94	U		0.957	pCi/L
HSL 3D	10/30/2012	NONVOLATILE BETA	4.6	9.21	U		-1.05	pCi/L
HSL 3D	2/25/2013	NONVOLATILE BETA	3.04	7.28	U		2.46	pCi/L
HSL 3D	5/1/2013	NONVOLATILE BETA	4.37	8.4	U		-1.55	pCi/L
HSL 3D	5/8/2013	NONVOLATILE BETA	4.36	10.5	U		3.9	pCi/L
HSL 3D	5/7/2014	NONVOLATILE BETA	4.33	9.57	U	U	1.33	pCi/L
HSL 3D	4/22/2015	NONVOLATILE BETA	4.34	10.3	U	U	3.47	pCi/L
HSL 3D	5/7/2014	O-XYLENE	0.3	1	U	U	1	ug/L
HSL 3D	4/22/2015	O-XYLENE	0.06	1	U	U	1	ug/L
HSL 3D	5/7/2014	STYRENE	0.3	1	U	U	1	ug/L
HSL 3D	4/22/2015	STYRENE	0.07	1	U	U	1	ug/L
HSL 3D	5/7/2014	TETRACHLOROETHYLENE (PCE)	0.3	1	U	U	1	ug/L
HSL 3D	4/22/2015	TETRACHLOROETHYLENE (PCE)	0.18	1	U	U	1	ug/L
HSL 3D	5/7/2014	TOLUENE	0.3	1	U	U	1	ug/L
HSL 3D	4/22/2015	TOLUENE	0.07	1	J	U	0.15	ug/L
HSL 3D	5/7/2014	TRANS-1,2-DICHLOROETHYLENE	0.3	1	U	U	1	ug/L
HSL 3D	4/22/2015	TRANS-1,2-DICHLOROETHYLENE	0.08	1	U	U	1	ug/L
HSL 3D	5/7/2014	TRANS-1,3-DICHLOROPROPENE	0.3	1	U	U	1	ug/L
HSL 3D	4/22/2015	TRANS-1,3-DICHLOROPROPENE	0.08	1	U	U	1	ug/L
HSL 3D	2/27/2002	TRICHLOROETHYLENE (TCE)	0.31	1	U	U	1	ug/L
HSL 3D	5/1/2002	TRICHLOROETHYLENE (TCE)	0.36	1	U	U	1	ug/L
HSL 3D	2/24/2003	TRICHLOROETHYLENE (TCE)	0.16	1	U		1	ug/L
HSL 3D	3/2/2004	TRICHLOROETHYLENE (TCE)	0.839	5	U		5	ug/L
HSL 3D	2/6/2007	TRICHLOROETHYLENE (TCE)	0.25	1	U		1	ug/L
HSL 3D	2/8/2007	TRICHLOROETHYLENE (TCE)	0.25	1	U	U	1	ug/L
HSL 3D	5/16/2007	TRICHLOROETHYLENE (TCE)	0.2	2	U	U	2	ug/L
HSL 3D	2/11/2008	TRICHLOROETHYLENE (TCE)	0.25	1	U		1	ug/L
HSL 3D	5/1/2008	TRICHLOROETHYLENE (TCE)	0.97	2	U	U	2	ug/L
HSL 3D	5/1/2008	TRICHLOROETHYLENE (TCE)	0.97	2	U	U	2	ug/L
HSL 3D	2/17/2009	TRICHLOROETHYLENE (TCE)	0.25	1	U		1	ug/L
HSL 3D	5/7/2009	TRICHLOROETHYLENE (TCE)	0.25	1	U	U	1	ug/L
HSL 3D	2/10/2010	TRICHLOROETHYLENE (TCE)	0.2	0.5	U		0.5	ug/L
HSL 3D	5/4/2010	TRICHLOROETHYLENE (TCE)	0.97	2	U	U	2	ug/L
HSL 3D	2/11/2011	TRICHLOROETHYLENE (TCE)	0.25	1	U		1	ug/L
HSL 3D	5/3/2011	TRICHLOROETHYLENE (TCE)	0.1	2	U	U	2	ug/L
HSL 3D	2/13/2012	TRICHLOROETHYLENE (TCE)	0.25	1	U		1	ug/L
HSL 3D	5/1/2012	TRICHLOROETHYLENE (TCE)	0.1	2	U	U	2	ug/L
HSL 3D	5/1/2012	TRICHLOROETHYLENE (TCE)	0.1	2	U	U	2	ug/L
HSL 3D	2/25/2013	TRICHLOROETHYLENE (TCE)	0.3	1	U		1	ug/L
HSL 3D	5/8/2013	TRICHLOROETHYLENE (TCE)	0.1	2	U		2	ug/L
HSL 3D	5/7/2014	TRICHLOROETHYLENE (TCE)	0.3	1	U	U	1	ug/L
HSL 3D	4/22/2015	TRICHLOROETHYLENE (TCE)	0.25	1	U	U	1	ug/L
HSL 3D	5/7/2014	TRICHLOROFLUOROMETHANE	0.3	1	U	U	1	ug/L
HSL 3D	4/22/2015	TRICHLOROFLUOROMETHANE	0.11	1	U	U	1	ug/L
HSL 3D	2/27/2002	TRITIUM	0.232	1.57			29.54	pCi/mL
HSL 3D	5/1/2002	TRITIUM	0.44	2.25			30.7	pCi/mL
HSL 3D	5/1/2002	TRITIUM	0.44	2.234			30.2	pCi/mL
HSL 3D	8/8/2002	TRITIUM	0.545	2.765			33	pCi/mL
HSL 3D	11/4/2002	TRITIUM	0.582	3.002			36.1	pCi/mL
HSL 3D	2/24/2003	TRITIUM	0.603	2.863			30.8	pCi/mL
HSL 3D	4/28/2003	TRITIUM	0.409	2.157			29.2	pCi/mL
HSL 3D	8/7/2003	TRITIUM	0.32	1.73			18.21	pCi/mL
HSL 3D	11/6/2003	TRITIUM	0.359	1.61			12.91	pCi/mL
HSL 3D	3/2/2004	TRITIUM	0.297	1.64			15.9	pCi/mL
HSL 3D	4/29/2004	TRITIUM	0.78727	2.59385			14.87695	pCi/mL

Bold indicates concentration exceeds the MCL or USEPA Regional Screening Levels, http://epa.gov/reg3hwm/risk/human/rb-concentration_table/index.htm. (May 2014 RSL Table)

Station	Date	Analyte	MDL	PQL	Lab Qual	EPA Qual	Result	Units
HSL 3D	8/2/2004	TRITIUM	0.815	2.69			15.6	pCi/mL
HSL 3D	10/21/2004	TRITIUM	0.823	2.86			18.7	pCi/mL
HSL 3D	2/6/2007	TRITIUM	0.469	1.8			11.3	pCi/mL
HSL 3D	2/8/2007	TRITIUM	0.482	2.23			13.9	pCi/mL
HSL 3D	5/7/2007	TRITIUM	0.48	1.85			12	pCi/mL
HSL 3D	5/16/2007	TRITIUM	0.539	1.93			11	pCi/mL
HSL 3D	8/15/2007	TRITIUM	0.567	1.99			11.3	pCi/mL
HSL 3D	11/1/2007	TRITIUM	0.58	2.09			12.4	pCi/mL
HSL 3D	2/11/2008	TRITIUM	0.41	2.14			14.1	pCi/mL
HSL 3D	4/28/2008	TRITIUM	0.437	1.77			11.8	pCi/mL
HSL 3D	5/1/2008	TRITIUM	0.431	1.79			12.2	pCi/mL
HSL 3D	5/1/2008	TRITIUM	0.432	1.78			12.1	pCi/mL
HSL 3D	8/12/2008	TRITIUM	0.477	1.83			11.5	pCi/mL
HSL 3D	11/13/2008	TRITIUM	0.472	1.84			11.6	pCi/mL
HSL 3D	2/17/2009	TRITIUM	0.449	1.79			11.5	pCi/mL
HSL 3D	4/29/2009	TRITIUM	0.58	1.97			10.1	pCi/mL
HSL 3D	5/7/2009	TRITIUM	0.563	1.97			10.6	pCi/mL
HSL 3D	8/13/2009	TRITIUM	0.465	1.8			11.1	pCi/mL
HSL 3D	11/10/2009	TRITIUM	0.469	1.82			11.2	pCi/mL
HSL 3D	2/10/2010	TRITIUM	0.563	1.93			9.83	pCi/mL
HSL 3D	4/26/2010	TRITIUM	0.532	1.86			9.74	pCi/mL
HSL 3D	5/4/2010	TRITIUM	0.462	1.74			10.1	pCi/mL
HSL 3D	8/9/2010	TRITIUM	0.448	1.68			9.33	pCi/mL
HSL 3D	11/5/2010	TRITIUM	0.443	1.63			8.36	pCi/mL
HSL 3D	2/11/2011	TRITIUM	0.461	1.68			8.61	pCi/mL
HSL 3D	4/28/2011	TRITIUM	0.441	1.68			9.1	pCi/mL
HSL 3D	4/28/2011	TRITIUM	0.439	1.64			8.38	pCi/mL
HSL 3D	5/3/2011	TRITIUM	0.464	1.66			8.09	pCi/mL
HSL 3D	8/23/2011	TRITIUM	0.516	1.57			6.32	pCi/mL
HSL 3D	10/26/2011	TRITIUM	0.486	1.54			7.02	pCi/mL
HSL 3D	2/13/2012	TRITIUM	0.482	1.67			7.7	pCi/mL
HSL 3D	4/24/2012	TRITIUM	0.458	1.6			7.23	pCi/mL
HSL 3D	5/1/2012	TRITIUM	0.486	1.66			7.38	pCi/mL
HSL 3D	5/1/2012	TRITIUM	0.482	1.64			7.17	pCi/mL
HSL 3D	8/3/2012	TRITIUM	0.513	1.58			6.63	pCi/mL
HSL 3D	10/30/2012	TRITIUM	0.507	1.55			6.29	pCi/mL
HSL 3D	2/25/2013	TRITIUM	0.502	1.7			7.25	pCi/mL
HSL 3D	5/1/2013	TRITIUM	0.47	1.48			5	pCi/mL
HSL 3D	5/8/2013	TRITIUM	0.539	1.63			5.09	pCi/mL
HSL 3D	5/7/2014	TRITIUM	0.453	1.5			5.86	pCi/mL
HSL 3D	5/7/2014	TRITIUM	0.452	1.5			5.8	pCi/mL
HSL 3D	4/22/2015	TRITIUM	0.45	1.49			5.52	pCi/mL
HSL004DR	2/8/2007	1,1,1-TRICHLOROETHANE	0.3	1	U	U	1	ug/L
HSL004DR	5/16/2007	1,1,1-TRICHLOROETHANE	0.3	2	U	U	2	ug/L
HSL004DR	5/1/2008	1,1,1-TRICHLOROETHANE	0.79	2	U	U	2	ug/L
HSL004DR	5/7/2009	1,1,1-TRICHLOROETHANE	0.325	1	U	U	1	ug/L
HSL004DR	5/5/2010	1,1,1-TRICHLOROETHANE	0.79	2	U	U	2	ug/L
HSL004DR	5/3/2011	1,1,1-TRICHLOROETHANE	0.15	2	U	U	2	ug/L
HSL004DR	5/3/2011	1,1,1-TRICHLOROETHANE	0.15	2	U	U	2	ug/L
HSL004DR	5/1/2012	1,1,1-TRICHLOROETHANE	0.15	2	U	U	2	ug/L
HSL004DR	5/8/2013	1,1,1-TRICHLOROETHANE	0.15	2	U	U	2	ug/L
HSL004DR	5/7/2014	1,1,1-TRICHLOROETHANE	0.3	1	U	U	1	ug/L
HSL004DR	5/7/2014	1,1,1-TRICHLOROETHANE	0.3	1	U	U	1	ug/L
HSL004DR	4/22/2015	1,1,1-TRICHLOROETHANE	0.07	1	U	U	1	ug/L
HSL004DR	5/7/2014	1,1,2,2-TETRACHLOROETHANE	0.3	1	U	U	1	ug/L
HSL004DR	5/7/2014	1,1,2,2-TETRACHLOROETHANE	0.3	1	U	U	1	ug/L
HSL004DR	4/22/2015	1,1,2,2-TETRACHLOROETHANE	0.1	1	U	U	1	ug/L
HSL004DR	5/7/2014	1,1,2-TRICHLORO-1,2,2-TRIFLUOROETHANE	2	5	U	U	5	ug/L
HSL004DR	5/7/2014	1,1,2-TRICHLORO-1,2,2-TRIFLUOROETHANE	2	5	U	U	5	ug/L
HSL004DR	4/22/2015	1,1,2-TRICHLORO-1,2,2-TRIFLUOROETHANE	0.1	1	U	U	1	ug/L
HSL004DR	5/7/2014	1,1,2-TRICHLOROETHANE	0.3	1	U	U	1	ug/L
HSL004DR	5/7/2014	1,1,2-TRICHLOROETHANE	0.3	1	U	U	1	ug/L
HSL004DR	4/22/2015	1,1,2-TRICHLOROETHANE	0.15	1	U	U	1	ug/L
HSL004DR	2/8/2007	1,1-DICHLOROETHANE	0.3	1	U	U	1	ug/L
HSL004DR	5/16/2007	1,1-DICHLOROETHANE	0.2	2	U	U	2	ug/L
HSL004DR	5/1/2008	1,1-DICHLOROETHANE	0.9	2	U	U	2	ug/L
HSL004DR	5/7/2009	1,1-DICHLOROETHANE	0.3	1	U	U	1	ug/L
HSL004DR	5/5/2010	1,1-DICHLOROETHANE	0.9	2	U	U	2	ug/L
HSL004DR	5/3/2011	1,1-DICHLOROETHANE	0.1	2	U	U	2	ug/L
HSL004DR	5/3/2011	1,1-DICHLOROETHANE	0.1	2	U	U	2	ug/L
HSL004DR	5/1/2012	1,1-DICHLOROETHANE	0.1	2	U	U	2	ug/L

Bold indicates concentration exceeds the MCL or USEPA Regional Screening Levels, http://epa.gov/reg3hwm/risk/human/rb-concentration_table/index.htm. (May 2014 RSL Table)

Station	Date	Analyte	MDL	PQL	Lab Qual	EPA Qual	Result	Units
HSL004DR	5/8/2013	1,1-DICHLOROETHANE	0.1	2	U		2	ug/L
HSL004DR	5/7/2014	1,1-DICHLOROETHANE	0.3	1	U	U	1	ug/L
HSL004DR	5/7/2014	1,1-DICHLOROETHANE	0.3	1	U	U	1	ug/L
HSL004DR	4/22/2015	1,1-DICHLOROETHANE	0.07	1	U	U	1	ug/L
HSL004DR	5/7/2014	1,1-DICHLOROETHYLENE	0.3	1	U	U	1	ug/L
HSL004DR	5/7/2014	1,1-DICHLOROETHYLENE	0.3	1	U	U	1	ug/L
HSL004DR	4/22/2015	1,1-DICHLOROETHYLENE	0.08	1	U	U	1	ug/L
HSL004DR	5/7/2014	1,2,3-TRICHLOROBENZENE	0.3	1	U	U	1	ug/L
HSL004DR	5/7/2014	1,2,3-TRICHLOROBENZENE	0.3	1	U	U	1	ug/L
HSL004DR	4/22/2015	1,2,3-TRICHLOROBENZENE	0.09	1	U	U	1	ug/L
HSL004DR	5/7/2014	1,2,4-TRICHLOROBENZENE	0.3	1	U	U	1	ug/L
HSL004DR	5/7/2014	1,2,4-TRICHLOROBENZENE	0.3	1	U	U	1	ug/L
HSL004DR	4/22/2015	1,2,4-TRICHLOROBENZENE	0.08	1	U	U	1	ug/L
HSL004DR	5/7/2014	1,2-DIBROMO-3-CHLOROPROPANE	0.5	1	U	U	1	ug/L
HSL004DR	5/7/2014	1,2-DIBROMO-3-CHLOROPROPANE	0.5	1	U	U	1	ug/L
HSL004DR	4/22/2015	1,2-DIBROMO-3-CHLOROPROPANE	0.41	1	U	U	1	ug/L
HSL004DR	5/7/2014	1,2-DIBROMOETHANE	0.3	1	U	U	1	ug/L
HSL004DR	5/7/2014	1,2-DIBROMOETHANE	0.3	1	U	U	1	ug/L
HSL004DR	4/22/2015	1,2-DIBROMOETHANE	0.13	1	U	U	1	ug/L
HSL004DR	5/7/2014	1,2-DICHLOROBENZENE	0.3	1	U	U	1	ug/L
HSL004DR	5/7/2014	1,2-DICHLOROBENZENE	0.3	1	U	U	1	ug/L
HSL004DR	4/22/2015	1,2-DICHLOROBENZENE	0.06	1	U	U	1	ug/L
HSL004DR	5/7/2014	1,2-DICHLOROETHANE (EDC)	0.3	1	U	U	1	ug/L
HSL004DR	5/7/2014	1,2-DICHLOROETHANE (EDC)	0.3	1	U	U	1	ug/L
HSL004DR	4/22/2015	1,2-DICHLOROETHANE (EDC)	0.1	1	U	U	1	ug/L
HSL004DR	5/7/2014	1,2-DICHLOROPROPANE	0.3	1	U	U	1	ug/L
HSL004DR	5/7/2014	1,2-DICHLOROPROPANE	0.3	1	U	U	1	ug/L
HSL004DR	4/22/2015	1,2-DICHLOROPROPANE	0.1	1	U	U	1	ug/L
HSL004DR	5/7/2014	1,3-DICHLOROBENZENE	0.3	1	U	U	1	ug/L
HSL004DR	5/7/2014	1,3-DICHLOROBENZENE	0.3	1	U	U	1	ug/L
HSL004DR	4/22/2015	1,3-DICHLOROBENZENE	0.08	1	U	U	1	ug/L
HSL004DR	5/7/2014	1,4-DICHLOROBENZENE	0.3	1	U	U	1	ug/L
HSL004DR	5/7/2014	1,4-DICHLOROBENZENE	0.3	1	U	U	1	ug/L
HSL004DR	4/22/2015	1,4-DICHLOROBENZENE	0.12	1	U	U	1	ug/L
HSL004DR	5/7/2014	1,4-DIOXANE	15	50	U	U	50	ug/L
HSL004DR	5/7/2014	1,4-DIOXANE	15	50	U	U	50	ug/L
HSL004DR	4/22/2015	1,4-DIOXANE	7.6	80	U	U	80	ug/L
HSL004DR	5/7/2014	2-HEXANONE	1.5	5	U	U	5	ug/L
HSL004DR	5/7/2014	2-HEXANONE	1.5	5	U	U	5	ug/L
HSL004DR	4/22/2015	2-HEXANONE	0.22	5	U	U	5	ug/L
HSL004DR	5/7/2014	ACETONE	1.5	5	U	U	5	ug/L
HSL004DR	5/7/2014	ACETONE	1.5	5	U	U	5	ug/L
HSL004DR	4/22/2015	ACETONE	0.34	2	U	UJ	2	ug/L
HSL004DR	5/7/2014	BENZENE	0.3	1	U	U	1	ug/L
HSL004DR	5/7/2014	BENZENE	0.3	1	U	U	1	ug/L
HSL004DR	4/22/2015	BENZENE	0.06	1	U	U	1	ug/L
HSL004DR	5/7/2014	BROMOCHLOROMETHANE	0.3	1	U	U	1	ug/L
HSL004DR	5/7/2014	BROMOCHLOROMETHANE	0.3	1	U	U	1	ug/L
HSL004DR	4/22/2015	BROMOCHLOROMETHANE	0.13	1	U	U	1	ug/L
HSL004DR	5/7/2014	BROMODICHLOROMETHANE	0.3	1	U	U	1	ug/L
HSL004DR	5/7/2014	BROMODICHLOROMETHANE	0.3	1	U	U	1	ug/L
HSL004DR	4/22/2015	BROMODICHLOROMETHANE	0.09	1	U	U	1	ug/L
HSL004DR	5/7/2014	BROMOFORM (TRIBROMOMETHANE)	0.3	1	U	U	1	ug/L
HSL004DR	5/7/2014	BROMOFORM (TRIBROMOMETHANE)	0.3	1	U	U	1	ug/L
HSL004DR	4/22/2015	BROMOFORM (TRIBROMOMETHANE)	0.17	1	U	U	1	ug/L
HSL004DR	5/7/2014	BROMOMETHANE (METHYL BROMIDE)	0.3	1	U	U	1	ug/L
HSL004DR	5/7/2014	BROMOMETHANE (METHYL BROMIDE)	0.3	1	U	U	1	ug/L
HSL004DR	4/22/2015	BROMOMETHANE (METHYL BROMIDE)	0.25	2	U	U	2	ug/L
HSL004DR	2/6/2007	CADMIUM	0.1	1	U		1	ug/L
HSL004DR	2/13/2008	CADMIUM	0.11	1	U		1	ug/L
HSL004DR	2/19/2009	CADMIUM	0.5	5	U		5	ug/L
HSL004DR	2/10/2010	CADMIUM	0.167	1.67	U		1.67	ug/L
HSL004DR	2/14/2011	CADMIUM	0.5	5	U		5	ug/L
HSL004DR	2/13/2012	CADMIUM	0.5	5	U		5	ug/L
HSL004DR	2/26/2013	CADMIUM	0.5	5	U		5	ug/L
HSL004DR	5/7/2014	CARBON DISULFIDE	1.5	5	U	U	5	ug/L
HSL004DR	5/7/2014	CARBON DISULFIDE	1.5	5	U	U	5	ug/L
HSL004DR	4/22/2015	CARBON DISULFIDE	0.05	1	U	U	1	ug/L
HSL004DR	2/8/2007	CARBON TETRACHLORIDE	0.25	1	U	U	1	ug/L
HSL004DR	5/16/2007	CARBON TETRACHLORIDE	0.4	2	U	U	2	ug/L
HSL004DR	5/1/2008	CARBON TETRACHLORIDE	1.04	2	U	U	2	ug/L

Bold indicates concentration exceeds the MCL or USEPA Regional Screening Levels, http://epa.gov/reg3hwm/risk/human/rb-concentration_table/index.htm. (May 2014 RSL Table)

Station	Date	Analyte	MDL	PQL	Lab Qual	EPA Qual	Result	Units
HSL004DR	5/7/2009	CARBON TETRACHLORIDE	0.26	1	U	U	1	ug/L
HSL004DR	5/5/2010	CARBON TETRACHLORIDE	1.04	2	U	U	2	ug/L
HSL004DR	5/3/2011	CARBON TETRACHLORIDE	0.13	2	U	U	2	ug/L
HSL004DR	5/3/2011	CARBON TETRACHLORIDE	0.13	2	U	U	2	ug/L
HSL004DR	5/1/2012	CARBON TETRACHLORIDE	0.13	2	U	U	2	ug/L
HSL004DR	5/8/2013	CARBON TETRACHLORIDE	0.13	2	U		2	ug/L
HSL004DR	5/7/2014	CARBON TETRACHLORIDE	0.3	1	U	U	1	ug/L
HSL004DR	5/7/2014	CARBON TETRACHLORIDE	0.3	1	U	U	1	ug/L
HSL004DR	4/22/2015	CARBON TETRACHLORIDE	0.13	1	U	U	1	ug/L
HSL004DR	5/7/2014	CHLORO BENZENE	0.3	1	U	U	1	ug/L
HSL004DR	5/7/2014	CHLORO BENZENE	0.3	1	U	U	1	ug/L
HSL004DR	4/22/2015	CHLORO BENZENE	0.15	1	U	U	1	ug/L
HSL004DR	5/7/2014	CHLOROETHANE (ETHYL CHLORIDE)	0.3	1	U	U	1	ug/L
HSL004DR	5/7/2014	CHLOROETHANE (ETHYL CHLORIDE)	0.3	1	U	U	1	ug/L
HSL004DR	4/22/2015	CHLOROETHANE (ETHYL CHLORIDE)	0.1	2	U	U	2	ug/L
HSL004DR	5/7/2014	CHLOROETHENE (VINYL CHLORIDE)	0.3	1	U	U	1	ug/L
HSL004DR	5/7/2014	CHLOROETHENE (VINYL CHLORIDE)	0.3	1	U	U	1	ug/L
HSL004DR	4/22/2015	CHLOROETHENE (VINYL CHLORIDE)	0.08	2	U	U	2	ug/L
HSL004DR	5/7/2014	CHLOROFORM	0.3	1	U	U	1	ug/L
HSL004DR	5/7/2014	CHLOROFORM	0.3	1	U	U	1	ug/L
HSL004DR	4/22/2015	CHLOROFORM	0.1	1	U	U	1	ug/L
HSL004DR	5/7/2014	CHLOROMETHANE (METHYL CHLORIDE)	0.3	1	U	U	1	ug/L
HSL004DR	5/7/2014	CHLOROMETHANE (METHYL CHLORIDE)	0.3	1	U	U	1	ug/L
HSL004DR	4/22/2015	CHLOROMETHANE (METHYL CHLORIDE)	0.08	2	U	U	2	ug/L
HSL004DR	5/7/2014	CIS-1,2-DICHLOROETHYLENE	0.3	1	U	U	1	ug/L
HSL004DR	5/7/2014	CIS-1,2-DICHLOROETHYLENE	0.3	1	U	U	1	ug/L
HSL004DR	4/22/2015	CIS-1,2-DICHLOROETHYLENE	0.09	1	U	U	1	ug/L
HSL004DR	5/7/2014	CIS-1,3-DICHLOROPROPENE	0.3	1	U	U	1	ug/L
HSL004DR	5/7/2014	CIS-1,3-DICHLOROPROPENE	0.3	1	U	U	1	ug/L
HSL004DR	4/22/2015	CIS-1,3-DICHLOROPROPENE	0.07	1	U	U	1	ug/L
HSL004DR	5/7/2014	CUMENE (ISOPROPYL BENZENE)	0.3	1	U	U	1	ug/L
HSL004DR	5/7/2014	CUMENE (ISOPROPYL BENZENE)	0.3	1	U	U	1	ug/L
HSL004DR	4/22/2015	CUMENE (ISOPROPYL BENZENE)	0.08	1	U	U	1	ug/L
HSL004DR	5/7/2014	CYCLOHEXANE	0.3	1	U	U	1	ug/L
HSL004DR	5/7/2014	CYCLOHEXANE	0.3	1	U	U	1	ug/L
HSL004DR	4/22/2015	CYCLOHEXANE	0.07	1	U	U	1	ug/L
HSL004DR	5/7/2014	DIBROMOCHLOROMETHANE	0.3	1	U	U	1	ug/L
HSL004DR	5/7/2014	DIBROMOCHLOROMETHANE	0.3	1	U	U	1	ug/L
HSL004DR	4/22/2015	DIBROMOCHLOROMETHANE	0.13	1	U	U	1	ug/L
HSL004DR	5/7/2014	DICHLORODIFLUOROMETHANE	0.3	1	U	U	1	ug/L
HSL004DR	5/7/2014	DICHLORODIFLUOROMETHANE	0.3	1	U	U	1	ug/L
HSL004DR	4/22/2015	DICHLORODIFLUOROMETHANE	0.08	2	U	U	2	ug/L
HSL004DR	5/7/2014	DICHLOROMETHANE (METHYLENE CHLORIDE)	1	5	U	U	5	ug/L
HSL004DR	5/7/2014	DICHLOROMETHANE (METHYLENE CHLORIDE)	1	5	U	U	5	ug/L
HSL004DR	4/22/2015	DICHLOROMETHANE (METHYLENE CHLORIDE)	0.27	1	U	U	1	ug/L
HSL004DR	5/7/2014	ETHYLBENZENE	0.3	1	U	U	1	ug/L
HSL004DR	5/7/2014	ETHYLBENZENE	0.3	1	U	U	1	ug/L
HSL004DR	4/22/2015	ETHYLBENZENE	0.09	1	U	U	1	ug/L
HSL004DR	11/2/2006	GROSS ALPHA	2.29	10.2	J		8.11	pCi/L
HSL004DR	2/6/2007	GROSS ALPHA	2.47	9.57	J		6.55	pCi/L
HSL004DR	5/8/2007	GROSS ALPHA	2.18	6.88	J		2.87	pCi/L
HSL004DR	5/16/2007	GROSS ALPHA	2.47	7.67	J	J	3.24	pCi/L
HSL004DR	8/13/2007	GROSS ALPHA	2.68	5.95	U		0.892	pCi/L
HSL004DR	11/1/2007	GROSS ALPHA	2.71	7.8	J		2.78	pCi/L
HSL004DR	2/13/2008	GROSS ALPHA	1	4.74			14.1	pCi/L
HSL004DR	4/28/2008	GROSS ALPHA	2.64	4.62	U		0.0184	pCi/L
HSL004DR	5/1/2008	GROSS ALPHA	2.65	6.34	U	U	1.36	pCi/L
HSL004DR	8/13/2008	GROSS ALPHA	2.6	5.43	U		0.523	pCi/L
HSL004DR	11/13/2008	GROSS ALPHA	2.8	8.01	J		3.08	pCi/L
HSL004DR	2/19/2009	GROSS ALPHA	2.59	9.92	J		6.91	pCi/L
HSL004DR	4/30/2009	GROSS ALPHA	2.59	6.27	U		1.35	pCi/L
HSL004DR	5/7/2009	GROSS ALPHA	2.44	7.32	J	J	2.9	pCi/L
HSL004DR	8/13/2009	GROSS ALPHA	2.43	5.12	U		0.642	pCi/L
HSL004DR	11/11/2009	GROSS ALPHA	2.53	9.01	J		5.46	pCi/L
HSL004DR	2/10/2010	GROSS ALPHA	1.56	5.07	J		2.92	pCi/L
HSL004DR	4/26/2010	GROSS ALPHA	2.63	5.26	U		0.491	pCi/L
HSL004DR	8/9/2010	GROSS ALPHA	2.52	6.19	U		1.47	pCi/L
HSL004DR	11/5/2010	GROSS ALPHA	1.65	4.59	J		1.81	pCi/L
HSL004DR	2/14/2011	GROSS ALPHA	2.49	5.59	U		0.965	pCi/L
HSL004DR	4/28/2011	GROSS ALPHA	2.43	6.86	U		2.4	pCi/L
HSL004DR	8/4/2011	GROSS ALPHA	1.57	4.72	J		2.1	pCi/L

Bold indicates concentration exceeds the MCL or USEPA Regional Screening Levels, http://epa.gov/reg3hwm/risk/human/rb-concentration_table/index.htm. (May 2014 RSL Table)

Station	Date	Analyte	MDL	PQL	Lab Qual	EPA Qual	Result	Units
HSL004DR	10/31/2011	GROSS ALPHA	2.55	8.16	J		3.99	pCi/L
HSL004DR	2/13/2012	GROSS ALPHA	2.56	8.96	J		5.08	pCi/L
HSL004DR	4/24/2012	GROSS ALPHA	2.37	5.57	U		1.09	pCi/L
HSL004DR	8/3/2012	GROSS ALPHA	2.58	7.79	J		3.26	pCi/L
HSL004DR	10/30/2012	GROSS ALPHA	2.74	7.9	J		3.14	pCi/L
HSL004DR	2/26/2013	GROSS ALPHA	2.69	6.33	U		1.32	pCi/L
HSL004DR	2/26/2013	GROSS ALPHA	2.69	5.88	U		0.879	pCi/L
HSL004DR	5/2/2013	GROSS ALPHA	2.48	7.23	J		2.77	pCi/L
HSL004DR	5/8/2013	GROSS ALPHA	2.46	6.83	U		2.3	pCi/L
HSL004DR	5/7/2014	GROSS ALPHA	2.17	9.15	J	J	7.46	pCi/L
HSL004DR	5/7/2014	GROSS ALPHA	2.17	7.8	J	J	4.73	pCi/L
HSL004DR	4/22/2015	GROSS ALPHA	2.05	6.45	J	J	2.85	pCi/L
HSL004DR	2/6/2007	LEAD	0.5	2	J		1.6	ug/L
HSL004DR	2/13/2008	LEAD	0.5	2			12.4	ug/L
HSL004DR	2/19/2009	LEAD	2	20	J		2.29	ug/L
HSL004DR	2/10/2010	LEAD	0.333	3.33	U		3.33	ug/L
HSL004DR	2/14/2011	LEAD	2.5	25	U		25	ug/L
HSL004DR	2/13/2012	LEAD	2.5	25	U		25	ug/L
HSL004DR	2/26/2013	LEAD	2.5	25	U		25	ug/L
HSL004DR	5/7/2014	M,P-XYLENE	0.3	2	U	U	2	ug/L
HSL004DR	5/7/2014	M,P-XYLENE	0.3	2	U	U	2	ug/L
HSL004DR	4/22/2015	M,P-XYLENE	0.14	2	U	U	2	ug/L
HSL004DR	5/7/2014	METHYL ACETATE	1.5	5	U	U	5	ug/L
HSL004DR	5/7/2014	METHYL ACETATE	1.5	5	U	U	5	ug/L
HSL004DR	4/22/2015	METHYL ACETATE	0.37	25	U	U	25	ug/L
HSL004DR	5/7/2014	METHYL ETHYL KETONE	1.5	5	U	U	5	ug/L
HSL004DR	5/7/2014	METHYL ETHYL KETONE	1.5	5	U	U	5	ug/L
HSL004DR	4/22/2015	METHYL ETHYL KETONE	0.52	5	U	U	5	ug/L
HSL004DR	5/7/2014	METHYL ISOBUTYL KETONE	1.5	5	U	U	5	ug/L
HSL004DR	5/7/2014	METHYL ISOBUTYL KETONE	1.5	5	U	U	5	ug/L
HSL004DR	4/22/2015	METHYL ISOBUTYL KETONE	0.12	5	U	U	5	ug/L
HSL004DR	5/7/2014	METHYL TERTIARY BUTYL ETHER (MTBE)	0.3	1	U	U	1	ug/L
HSL004DR	5/7/2014	METHYL TERTIARY BUTYL ETHER (MTBE)	0.3	1	U	U	1	ug/L
HSL004DR	4/22/2015	METHYL TERTIARY BUTYL ETHER (MTBE)	0.11	2	U	U	2	ug/L
HSL004DR	5/7/2014	METHYLCYCLOHEXANE	0.3	1	U	U	1	ug/L
HSL004DR	5/7/2014	METHYLCYCLOHEXANE	0.3	1	U	U	1	ug/L
HSL004DR	4/22/2015	METHYLCYCLOHEXANE	0.1	4	U	U	4	ug/L
HSL004DR	11/2/2006	NONVOLATILE BETA	5.15	12.2	U		1.99	pCi/L
HSL004DR	2/6/2007	NONVOLATILE BETA	4.94	11.6	U		2.48	pCi/L
HSL004DR	2/8/2007	NONVOLATILE BETA	1.14	2.72	J	J	2.25	pCi/L
HSL004DR	5/8/2007	NONVOLATILE BETA	4.34	9.37	U		0.718	pCi/L
HSL004DR	5/16/2007	NONVOLATILE BETA	4.6	11.1	U	U	2.93	pCi/L
HSL004DR	8/13/2007	NONVOLATILE BETA	4.27	10	U		2.13	pCi/L
HSL004DR	11/1/2007	NONVOLATILE BETA	4.66	11	U		2.05	pCi/L
HSL004DR	2/13/2008	NONVOLATILE BETA	0.589	1.92			4.75	pCi/L
HSL004DR	4/28/2008	NONVOLATILE BETA	4.4	9.9	U		1.86	pCi/L
HSL004DR	5/1/2008	NONVOLATILE BETA	4.56	10.4	U	U	2.31	pCi/L
HSL004DR	8/13/2008	NONVOLATILE BETA	4.19	10	U		3.1	pCi/L
HSL004DR	11/13/2008	NONVOLATILE BETA	4.79	10.4	U		0.803	pCi/L
HSL004DR	2/19/2009	NONVOLATILE BETA	5.02	11	U		1.2	pCi/L
HSL004DR	4/30/2009	NONVOLATILE BETA	4.44	8.74	U		-1.59	pCi/L
HSL004DR	5/7/2009	NONVOLATILE BETA	4.51	10.2	U	U	1.75	pCi/L
HSL004DR	8/13/2009	NONVOLATILE BETA	4.21	9.99	U		2.87	pCi/L
HSL004DR	11/11/2009	NONVOLATILE BETA	4.85	11.3	U		2.74	pCi/L
HSL004DR	2/10/2010	NONVOLATILE BETA	3.13	7.42	U		1.93	pCi/L
HSL004DR	4/26/2010	NONVOLATILE BETA	4.31	10.6	J		4.64	pCi/L
HSL004DR	5/5/2010	NONVOLATILE BETA	4.34	8.69	U	U	-0.512	pCi/L
HSL004DR	8/9/2010	NONVOLATILE BETA	4.46	10.4	U		2.34	pCi/L
HSL004DR	11/5/2010	NONVOLATILE BETA	3.14	7.54	U		1.98	pCi/L
HSL004DR	2/14/2011	NONVOLATILE BETA	4.34	9.92	U		2.27	pCi/L
HSL004DR	4/28/2011	NONVOLATILE BETA	4.33	9.17	U		0.668	pCi/L
HSL004DR	5/3/2011	NONVOLATILE BETA	4.56	10.7	U	U	3.05	pCi/L
HSL004DR	5/3/2011	NONVOLATILE BETA	4.46	10.1	U	U	2.03	pCi/L
HSL004DR	8/4/2011	NONVOLATILE BETA	3.17	7.93	J		4.25	pCi/L
HSL004DR	10/31/2011	NONVOLATILE BETA	4.68	11	U		3.55	pCi/L
HSL004DR	2/13/2012	NONVOLATILE BETA	4.68	11.2	U		3.82	pCi/L
HSL004DR	4/24/2012	NONVOLATILE BETA	4.2	9.05	U		0.638	pCi/L
HSL004DR	5/1/2012	NONVOLATILE BETA	4.74	11	U	U	3.16	pCi/L
HSL004DR	8/3/2012	NONVOLATILE BETA	4.44	10.6	U		3.56	pCi/L
HSL004DR	10/30/2012	NONVOLATILE BETA	4.79	10.9	U		2.52	pCi/L
HSL004DR	2/26/2013	NONVOLATILE BETA	4.46	10.2	U		2.22	pCi/L

Bold indicates concentration exceeds the MCL or USEPA Regional Screening Levels, http://epa.gov/reg3hwm/risk/human/rb-concentration_table/index.htm. (May 2014 RSL Table)

Station	Date	Analyte	MDL	PQL	Lab Qual	EPA Qual	Result	Units
HSL004DR	2/26/2013	NONVOLATILE BETA	4.41	8.87	U		-0.89	pCi/L
HSL004DR	5/2/2013	NONVOLATILE BETA	4.62	11	U		3.88	pCi/L
HSL004DR	5/8/2013	NONVOLATILE BETA	4.57	10.3	U		2	pCi/L
HSL004DR	5/7/2014	NONVOLATILE BETA	4.74	11.5	J	J	4.98	pCi/L
HSL004DR	5/7/2014	NONVOLATILE BETA	5.07	11.2	U	U	1.62	pCi/L
HSL004DR	4/22/2015	NONVOLATILE BETA	4.49	10.2	U	U	2.42	pCi/L
HSL004DR	5/7/2014	O-XYLENE	0.3	1	U	U	1	ug/L
HSL004DR	5/7/2014	O-XYLENE	0.3	1	U	U	1	ug/L
HSL004DR	4/22/2015	O-XYLENE	0.06	1	U	U	1	ug/L
HSL004DR	5/7/2014	STYRENE	0.3	1	U	U	1	ug/L
HSL004DR	5/7/2014	STYRENE	0.3	1	U	U	1	ug/L
HSL004DR	4/22/2015	STYRENE	0.07	1	U	U	1	ug/L
HSL004DR	5/7/2014	TETRACHLOROETHYLENE (PCE)	0.3	1	U	U	1	ug/L
HSL004DR	5/7/2014	TETRACHLOROETHYLENE (PCE)	0.3	1	U	U	1	ug/L
HSL004DR	4/22/2015	TETRACHLOROETHYLENE (PCE)	0.18	1	U	U	1	ug/L
HSL004DR	5/7/2014	TOLUENE	0.3	1	U	U	1	ug/L
HSL004DR	5/7/2014	TOLUENE	0.3	1	U	U	1	ug/L
HSL004DR	4/22/2015	TOLUENE	0.07	1	J	U	0.15	ug/L
HSL004DR	5/7/2014	TRANS-1,2-DICHLOROETHYLENE	0.3	1	U	U	1	ug/L
HSL004DR	5/7/2014	TRANS-1,2-DICHLOROETHYLENE	0.3	1	U	U	1	ug/L
HSL004DR	4/22/2015	TRANS-1,2-DICHLOROETHYLENE	0.08	1	U	U	1	ug/L
HSL004DR	5/7/2014	TRANS-1,3-DICHLOROPROPENE	0.3	1	U	U	1	ug/L
HSL004DR	5/7/2014	TRANS-1,3-DICHLOROPROPENE	0.3	1	U	U	1	ug/L
HSL004DR	4/22/2015	TRANS-1,3-DICHLOROPROPENE	0.08	1	U	U	1	ug/L
HSL004DR	2/6/2007	TRICHLOROETHYLENE (TCE)	0.25	1	U		1	ug/L
HSL004DR	2/8/2007	TRICHLOROETHYLENE (TCE)	0.25	1	U	U	1	ug/L
HSL004DR	5/16/2007	TRICHLOROETHYLENE (TCE)	0.2	2	U	U	2	ug/L
HSL004DR	2/13/2008	TRICHLOROETHYLENE (TCE)	0.25	1	U		1	ug/L
HSL004DR	5/1/2008	TRICHLOROETHYLENE (TCE)	0.97	2	U	U	2	ug/L
HSL004DR	2/19/2009	TRICHLOROETHYLENE (TCE)	0.25	1	U		1	ug/L
HSL004DR	5/7/2009	TRICHLOROETHYLENE (TCE)	0.25	1	U	U	1	ug/L
HSL004DR	2/10/2010	TRICHLOROETHYLENE (TCE)	0.2	0.5	U		0.5	ug/L
HSL004DR	5/5/2010	TRICHLOROETHYLENE (TCE)	0.97	2	U	U	2	ug/L
HSL004DR	2/14/2011	TRICHLOROETHYLENE (TCE)	0.25	1	U		1	ug/L
HSL004DR	5/3/2011	TRICHLOROETHYLENE (TCE)	0.1	2	U	U	2	ug/L
HSL004DR	5/3/2011	TRICHLOROETHYLENE (TCE)	0.1	2	U	U	2	ug/L
HSL004DR	2/13/2012	TRICHLOROETHYLENE (TCE)	0.25	1	U		1	ug/L
HSL004DR	5/1/2012	TRICHLOROETHYLENE (TCE)	0.1	2	U	U	2	ug/L
HSL004DR	2/26/2013	TRICHLOROETHYLENE (TCE)	0.3	1	U		1	ug/L
HSL004DR	5/8/2013	TRICHLOROETHYLENE (TCE)	0.1	2	U		2	ug/L
HSL004DR	5/7/2014	TRICHLOROETHYLENE (TCE)	0.3	1	U	U	1	ug/L
HSL004DR	5/7/2014	TRICHLOROETHYLENE (TCE)	0.3	1	U	U	1	ug/L
HSL004DR	4/22/2015	TRICHLOROETHYLENE (TCE)	0.25	1	U	U	1	ug/L
HSL004DR	5/7/2014	TRICHLOROFLUOROMETHANE	0.3	1	U	U	1	ug/L
HSL004DR	5/7/2014	TRICHLOROFLUOROMETHANE	0.3	1	U	U	1	ug/L
HSL004DR	4/22/2015	TRICHLOROFLUOROMETHANE	0.11	1	U	U	1	ug/L
HSL004DR	11/2/2006	TRITIUM	0.894	2.44			7.32	pCi/mL
HSL004DR	2/6/2007	TRITIUM	0.471	1.52			6.15	pCi/mL
HSL004DR	2/8/2007	TRITIUM	0.489	1.79			6.89	pCi/mL
HSL004DR	5/8/2007	TRITIUM	0.481	1.44			4.67	pCi/mL
HSL004DR	5/16/2007	TRITIUM	0.544	1.59			4.82	pCi/mL
HSL004DR	8/13/2007	TRITIUM	0.548	1.58			4.73	pCi/mL
HSL004DR	11/1/2007	TRITIUM	0.489	1.47			4.84	pCi/mL
HSL004DR	2/13/2008	TRITIUM	0.41	1.42			4.15	pCi/mL
HSL004DR	4/28/2008	TRITIUM	0.44	1.36			4.47	pCi/mL
HSL004DR	5/1/2008	TRITIUM	0.432	1.38			4.92	pCi/mL
HSL004DR	8/13/2008	TRITIUM	0.588	1.79			6.64	pCi/mL
HSL004DR	11/13/2008	TRITIUM	0.472	1.71			9.04	pCi/mL
HSL004DR	2/19/2009	TRITIUM	0.456	1.53			6.49	pCi/mL
HSL004DR	4/30/2009	TRITIUM	0.55	1.7			6.4	pCi/mL
HSL004DR	5/7/2009	TRITIUM	0.563	1.71			6.16	pCi/mL
HSL004DR	8/13/2009	TRITIUM	0.466	1.52			6.05	pCi/mL
HSL004DR	11/11/2009	TRITIUM	0.479	1.58			6.5	pCi/mL
HSL004DR	2/10/2010	TRITIUM	0.543	1.59			4.86	pCi/mL
HSL004DR	4/26/2010	TRITIUM	0.529	1.53			4.45	pCi/mL
HSL004DR	5/5/2010	TRITIUM	0.46	1.44			5.1	pCi/mL
HSL004DR	8/9/2010	TRITIUM	0.447	1.47			5.9	pCi/mL
HSL004DR	11/5/2010	TRITIUM	0.45	1.35			4.06	pCi/mL
HSL004DR	2/14/2011	TRITIUM	0.586	1.72			5.47	pCi/mL
HSL004DR	4/28/2011	TRITIUM	0.442	1.44			5.19	pCi/mL
HSL004DR	5/3/2011	TRITIUM	0.464	1.46			5.04	pCi/mL

Bold indicates concentration exceeds the MCL or USEPA Regional Screening Levels, http://epa.gov/reg3hwmd/risk/human/rb-concentration_table/index.htm. (May 2014 RSL Table)

Station	Date	Analyte	MDL	PQL	Lab Qual	EPA Qual	Result	Units
HSL004DR	5/3/2011	TRITIUM	0.469	1.46			4.87	pCi/mL
HSL004DR	8/4/2011	TRITIUM	0.536	1.61			5.25	pCi/mL
HSL004DR	10/31/2011	TRITIUM	0.456	1.51			6	pCi/mL
HSL004DR	2/13/2012	TRITIUM	0.491	1.59			6.33	pCi/mL
HSL004DR	4/24/2012	TRITIUM	0.461	1.57			6.75	pCi/mL
HSL004DR	5/1/2012	TRITIUM	0.487	1.64			7	pCi/mL
HSL004DR	8/3/2012	TRITIUM	0.523	1.54			5.62	pCi/mL
HSL004DR	10/30/2012	TRITIUM	0.503	1.52			5.87	pCi/mL
HSL004DR	2/26/2013	TRITIUM	0.512	1.55			4.92	pCi/mL
HSL004DR	2/26/2013	TRITIUM	0.516	1.55			4.86	pCi/mL
HSL004DR	5/2/2013	TRITIUM	0.464	1.48			5.15	pCi/mL
HSL004DR	5/8/2013	TRITIUM	0.527	1.54			4.29	pCi/mL
HSL004DR	5/7/2014	TRITIUM	0.377	1.38			6	pCi/mL
HSL004DR	5/7/2014	TRITIUM	0.378	1.36			5.68	pCi/mL
HSL004DR	4/22/2015	TRITIUM	0.524	1.57			6.23	pCi/mL
HTF 12D	7/25/2002	1,1,1-TRICHLOROETHANE	0.21	1	U		1	ug/L
HTF 12D	1/16/2003	1,1,1-TRICHLOROETHANE	0.21	1	U		1	ug/L
HTF 12D	8/19/2003	1,1,1-TRICHLOROETHANE	0.09	1	U		1	ug/L
HTF 12D	3/16/2004	1,1,1-TRICHLOROETHANE	0.34	1	U	UJ	1	ug/L
HTF 12D	9/28/2004	1,1,1-TRICHLOROETHANE	0.34	1	U		1	ug/L
HTF 12D	3/29/2005	1,1,1-TRICHLOROETHANE	0.34	1	U	U	1	ug/L
HTF 12D	9/26/2005	1,1,1-TRICHLOROETHANE	0.08	0.5	U	U	0.5	ug/L
HTF 12D	6/22/2006	1,1,1-TRICHLOROETHANE	0.15	0.5	U	U	0.5	ug/L
HTF 12D	5/23/2007	1,1,1-TRICHLOROETHANE	0.3	2	U	U	2	ug/L
HTF 12D	5/5/2008	1,1,1-TRICHLOROETHANE	0.79	2	U	U	2	ug/L
HTF 12D	5/12/2009	1,1,1-TRICHLOROETHANE	0.325	1	U	U	1	ug/L
HTF 12D	5/11/2010	1,1,1-TRICHLOROETHANE	0.79	2	U	U	2	ug/L
HTF 12D	5/11/2010	1,1,1-TRICHLOROETHANE	0.79	2	U	U	2	ug/L
HTF 12D	5/9/2011	1,1,1-TRICHLOROETHANE	0.15	2	U	U	2	ug/L
HTF 12D	5/1/2012	1,1,1-TRICHLOROETHANE	0.15	2	U	U	2	ug/L
HTF 12D	5/6/2013	1,1,1-TRICHLOROETHANE	0.15	2	U		2	ug/L
HTF 12D	5/6/2014	1,1,1-TRICHLOROETHANE	0.3	1	U	U	1	ug/L
HTF 12D	5/6/2014	1,1,2,2-TETRACHLOROETHANE	0.3	1	U	U	1	ug/L
HTF 12D	5/6/2014	1,1,2-TRICHLORO-1,2,2-TRIFLUOROETHANE	2	5	U	U	5	ug/L
HTF 12D	5/6/2014	1,1,2-TRICHLOROETHANE	0.3	1	U	U	1	ug/L
HTF 12D	7/25/2002	1,1-DICHLOROETHANE	0.12	1	U		1	ug/L
HTF 12D	1/16/2003	1,1-DICHLOROETHANE	0.12	1	U		1	ug/L
HTF 12D	8/19/2003	1,1-DICHLOROETHANE	0.05	1	U		1	ug/L
HTF 12D	3/16/2004	1,1-DICHLOROETHANE	0.41	1	U	UJ	1	ug/L
HTF 12D	9/28/2004	1,1-DICHLOROETHANE	0.41	1	U		1	ug/L
HTF 12D	3/29/2005	1,1-DICHLOROETHANE	0.41	1	U	U	1	ug/L
HTF 12D	9/26/2005	1,1-DICHLOROETHANE	0.07	0.5	U	U	0.5	ug/L
HTF 12D	6/22/2006	1,1-DICHLOROETHANE	0.16	0.5	U	U	0.5	ug/L
HTF 12D	5/23/2007	1,1-DICHLOROETHANE	0.2	2	U	U	2	ug/L
HTF 12D	5/5/2008	1,1-DICHLOROETHANE	0.9	2	U	U	2	ug/L
HTF 12D	5/12/2009	1,1-DICHLOROETHANE	0.3	1	U	U	1	ug/L
HTF 12D	5/11/2010	1,1-DICHLOROETHANE	0.9	2	U	U	2	ug/L
HTF 12D	5/11/2010	1,1-DICHLOROETHANE	0.9	2	U	U	2	ug/L
HTF 12D	5/9/2011	1,1-DICHLOROETHANE	0.1	2	U	U	2	ug/L
HTF 12D	5/1/2012	1,1-DICHLOROETHANE	0.1	2	U	U	2	ug/L
HTF 12D	5/6/2013	1,1-DICHLOROETHANE	0.1	2	U		2	ug/L
HTF 12D	5/6/2014	1,1-DICHLOROETHANE	0.3	1	U	U	1	ug/L
HTF 12D	5/6/2014	1,1-DICHLOROETHYLENE	0.3	1	U	U	1	ug/L
HTF 12D	5/6/2014	1,2,3-TRICHLOROBENZENE	0.3	1	U	U	1	ug/L
HTF 12D	5/6/2014	1,2,4-TRICHLOROBENZENE	0.3	1	U	U	1	ug/L
HTF 12D	5/6/2014	1,2-DIBROMO-3-CHLOROPROPANE	0.5	1	U	U	1	ug/L
HTF 12D	5/6/2014	1,2-DIBROMOETHANE	0.3	1	U	U	1	ug/L
HTF 12D	5/6/2014	1,2-DICHLOROBENZENE	0.3	1	U	U	1	ug/L
HTF 12D	5/6/2014	1,2-DICHLOROETHANE (EDC)	0.3	1	U	U	1	ug/L
HTF 12D	5/6/2014	1,2-DICHLOROPROPANE	0.3	1	U	U	1	ug/L
HTF 12D	5/6/2014	1,3-DICHLOROBENZENE	0.3	1	U	U	1	ug/L
HTF 12D	5/6/2014	1,4-DICHLOROBENZENE	0.3	1	U	U	1	ug/L
HTF 12D	5/6/2014	1,4-DIOXANE	15	50	U	U	50	ug/L
HTF 12D	5/6/2014	2-HEXANONE	1.5	5	U	U	5	ug/L
HTF 12D	5/6/2014	ACETONE	1.5	5	U	U	5	ug/L
HTF 12D	5/6/2014	BENZENE	0.3	1	U	U	1	ug/L
HTF 12D	5/6/2014	BROMOCHLOROMETHANE	0.3	1	U	U	1	ug/L
HTF 12D	5/6/2014	BROMODICHLOROMETHANE	0.3	1	U	U	1	ug/L
HTF 12D	5/6/2014	BROMOFORM (TRIBROMOMETHANE)	0.3	1	U	U	1	ug/L
HTF 12D	5/6/2014	BROMOMETHANE (METHYL BROMIDE)	0.3	1	U	U	1	ug/L
HTF 12D	7/25/2002	CADMIUM	0.4	12	U		12	ug/L

Bold indicates concentration exceeds the MCL or USEPA Regional Screening Levels, http://epa.gov/reg3hwm/risk/human/rb-concentration_table/index.htm. (May 2014 RSL Table)

Station	Date	Analyte	MDL	PQL	Lab Qual	EPA Qual	Result	Units
HTF 12D	1/16/2003	CADMIUM	1.1	12	U		12	ug/L
HTF 12D	8/19/2003	CADMIUM	1.1	12	U		12	ug/L
HTF 12D	3/16/2004	CADMIUM	0.04	1	U	U	1	ug/L
HTF 12D	9/28/2004	CADMIUM	0.04	1	J		0.054	ug/L
HTF 12D	3/29/2005	CADMIUM	0.1	1	U	U	1	ug/L
HTF 12D	9/26/2005	CADMIUM	0.0672	0.5	U	U	0.5	ug/L
HTF 12D	6/22/2006	CADMIUM	0.057	0.5	U	U	0.5	ug/L
HTF 12D	5/23/2007	CADMIUM	0.057	0.5	U	U	0.5	ug/L
HTF 12D	5/5/2008	CADMIUM	0.1	1	U	U	1	ug/L
HTF 12D	5/12/2009	CADMIUM	1	10	U	U	10	ug/L
HTF 12D	5/11/2010	CADMIUM	0.2	2	U	U	2	ug/L
HTF 12D	5/9/2011	CADMIUM	0.2	2	U	U	2	ug/L
HTF 12D	5/1/2012	CADMIUM	0.2	2	U	U	2	ug/L
HTF 12D	5/6/2013	CADMIUM	0.2	2	U		2	ug/L
HTF 12D	5/6/2014	CADMIUM	0.1	1	U	U	1	ug/L
HTF 12D	5/6/2014	CARBON DISULFIDE	1.5	5	U	U	5	ug/L
HTF 12D	7/25/2002	CARBON TETRACHLORIDE	0.24	1	U		1	ug/L
HTF 12D	1/16/2003	CARBON TETRACHLORIDE	0.24	1	U		1	ug/L
HTF 12D	8/19/2003	CARBON TETRACHLORIDE	0.11	1	U		1	ug/L
HTF 12D	3/16/2004	CARBON TETRACHLORIDE	0.29	1	U	UJ	1	ug/L
HTF 12D	9/28/2004	CARBON TETRACHLORIDE	0.29	1	U		1	ug/L
HTF 12D	3/29/2005	CARBON TETRACHLORIDE	0.29	1	U	U	1	ug/L
HTF 12D	9/26/2005	CARBON TETRACHLORIDE	0.09	0.5	U	U	0.5	ug/L
HTF 12D	6/22/2006	CARBON TETRACHLORIDE	0.15	0.5	U	U	0.5	ug/L
HTF 12D	5/23/2007	CARBON TETRACHLORIDE	0.4	2	U	U	2	ug/L
HTF 12D	5/5/2008	CARBON TETRACHLORIDE	1.04	2	U	U	2	ug/L
HTF 12D	5/12/2009	CARBON TETRACHLORIDE	0.26	1	U	U	1	ug/L
HTF 12D	5/11/2010	CARBON TETRACHLORIDE	1.04	2	U	U	2	ug/L
HTF 12D	5/11/2010	CARBON TETRACHLORIDE	1.04	2	U	U	2	ug/L
HTF 12D	5/9/2011	CARBON TETRACHLORIDE	0.13	2	U	U	2	ug/L
HTF 12D	5/1/2012	CARBON TETRACHLORIDE	0.13	2	U	U	2	ug/L
HTF 12D	5/6/2013	CARBON TETRACHLORIDE	0.13	2	U		2	ug/L
HTF 12D	5/6/2014	CARBON TETRACHLORIDE	0.3	1	U	U	1	ug/L
HTF 12D	5/6/2014	CHLOROETHANE (ETHYL CHLORIDE)	0.3	1	U	U	1	ug/L
HTF 12D	5/6/2014	CHLOROETHENE (VINYL CHLORIDE)	0.3	1	U	U	1	ug/L
HTF 12D	5/6/2014	CHLOROFORM	0.3	1	U	U	1	ug/L
HTF 12D	5/6/2014	CHLOROMETHANE (METHYL CHLORIDE)	0.3	1	U	U	1	ug/L
HTF 12D	5/6/2014	CIS-1,2-DICHLOROETHYLENE	0.3	1	U	U	1	ug/L
HTF 12D	5/6/2014	CIS-1,3-DICHLOROPROPENE	0.3	1	U	U	1	ug/L
HTF 12D	5/6/2014	CUMENE (ISOPROPYLBENZENE)	0.3	1	U	U	1	ug/L
HTF 12D	5/6/2014	CYCLOHEXANE	0.3	1	U	U	1	ug/L
HTF 12D	5/6/2014	DIBROMOCHLOROMETHANE	0.3	1	U	U	1	ug/L
HTF 12D	5/6/2014	DICHLORODIFLUOROMETHANE	0.3	1	U	U	1	ug/L
HTF 12D	5/6/2014	DICHLOROMETHANE (METHYLENE CHLORIDE)	1	5	U	U	5	ug/L
HTF 12D	5/6/2014	ETHYLBENZENE	0.3	1	U	U	1	ug/L
HTF 12D	6/27/2002	GROSS ALPHA	3.28	7.97	U		2.33	pCi/L
HTF 12D	7/25/2002	GROSS ALPHA	8.29	12.83	U	U	3.8	pCi/L
HTF 12D	7/25/2002	GROSS ALPHA	8.29	12.83	U		3.8	pCi/L
HTF 12D	9/16/2003	GROSS ALPHA	8.65	18.1	U		2.27	pCi/L
HTF 12D	8/25/2004	GROSS ALPHA	4.24	12.3	J		6.03	pCi/L
HTF 12D	8/25/2004	GROSS ALPHA	4.14	10.8	U		3.8	pCi/L
HTF 12D	10/5/2005	GROSS ALPHA	3.07	8.03	U		1.97	pCi/L
HTF 12D	10/18/2006	GROSS ALPHA	1.7	4.91	U		1.58	pCi/L
HTF 12D	5/23/2007	GROSS ALPHA	2.7	10.5	J	J	7.18	pCi/L
HTF 12D	12/12/2007	GROSS ALPHA	3.01	9.97	J		5.62	pCi/L
HTF 12D	5/5/2008	GROSS ALPHA	3.05	8.96	J	J	3.62	pCi/L
HTF 12D	12/18/2008	GROSS ALPHA	3.01	10	J		5.12	pCi/L
HTF 12D	5/12/2009	GROSS ALPHA	2.81	6.52	U	U	1.24	pCi/L
HTF 12D	11/18/2009	GROSS ALPHA	3	8.24	U		2.76	pCi/L
HTF 12D	10/26/2011	GROSS ALPHA	0.99	2.98			3.22	pCi/L
HTF 12D	5/1/2012	GROSS ALPHA	2.95	8.5	J	J	3.17	pCi/L
HTF 12D	5/6/2013	GROSS ALPHA	2.83	8.26	J		3.16	pCi/L
HTF 12D	5/6/2014	GROSS ALPHA	2.6	5.3	U	U	0.496	pCi/L
HTF 12D	7/25/2002	LEAD	0.9	8	U		8	ug/L
HTF 12D	1/16/2003	LEAD	2.2	8	U		8	ug/L
HTF 12D	8/19/2003	LEAD	2.2	8	U		8	ug/L
HTF 12D	3/16/2004	LEAD	0.05	2	J	U	0.526	ug/L
HTF 12D	9/28/2004	LEAD	0.05	2	J		0.499	ug/L
HTF 12D	3/29/2005	LEAD	0.5	2	U	U	2	ug/L
HTF 12D	9/26/2005	LEAD	0.565	3	U	U	3	ug/L

Bold indicates concentration exceeds the MCL or USEPA Regional Screening Levels, http://epa.gov/reg3hwm/risk/human/rb-concentration_table/index.htm. (May 2014 RSL Table)

Station	Date	Analyte	MDL	PQL	Lab Qual	EPA Qual	Result	Units
HTF 12D	6/22/2006	LEAD	0.49	3	U	U	3	ug/L
HTF 12D	5/23/2007	LEAD	0.49	3			4.6	ug/L
HTF 12D	5/5/2008	LEAD	0.1	1			11.4	ug/L
HTF 12D	5/12/2009	LEAD	2	20	U	U	20	ug/L
HTF 12D	5/11/2010	LEAD	0.4	4	J	J	0.886	ug/L
HTF 12D	5/9/2011	LEAD	1	10	J	J	1.31	ug/L
HTF 12D	5/1/2012	LEAD	1	10	J	J	2.19	ug/L
HTF 12D	5/6/2013	LEAD	1	10	J		2.99	ug/L
HTF 12D	5/6/2014	LEAD	0.5	5	J	J	0.577	ug/L
HTF 12D	5/6/2014	M,P-XYLENE	0.3	2	U	U	2	ug/L
HTF 12D	5/6/2014	METHYL ACETATE	1.5	5	U	U	5	ug/L
HTF 12D	5/6/2014	METHYL ETHYL KETONE	1.5	5	U	U	5	ug/L
HTF 12D	5/6/2014	METHYL ISOBUTYL KETONE	1.5	5	U	U	5	ug/L
HTF 12D	5/6/2014	METHYL TERTIARY BUTYL ETHER (MTBE)	0.3	1	U	U	1	ug/L
HTF 12D	5/6/2014	METHYLCYCLOHEXANE	0.3	1	U	U	1	ug/L
HTF 12D	6/27/2002	NONVOLATILE BETA	3.25	7.16	U		1.22	pCi/L
HTF 12D	7/25/2002	NONVOLATILE BETA	8.08	14.22		J	15.8	pCi/L
HTF 12D	7/25/2002	NONVOLATILE BETA	8.06	12.52	U		4.09	pCi/L
HTF 12D	7/25/2002	NONVOLATILE BETA	8.06	12.52	U	UJ	4.09	pCi/L
HTF 12D	7/25/2002	NONVOLATILE BETA	8.06	12.52	U		4.09	pCi/L
HTF 12D	1/16/2003	NONVOLATILE BETA	8.81	12.57	U		-0.789	pCi/L
HTF 12D	8/19/2003	NONVOLATILE BETA			U		1.35	pCi/L
HTF 12D	9/16/2003	NONVOLATILE BETA	13	28.7	U		5.02	pCi/L
HTF 12D	3/16/2004	NONVOLATILE BETA	1.38	2.936	J	J	2.72	pCi/L
HTF 12D	8/25/2004	NONVOLATILE BETA	8.77	20.2	U		6.76	pCi/L
HTF 12D	8/25/2004	NONVOLATILE BETA	8.84	19.9	U		4.64	pCi/L
HTF 12D	9/28/2004	NONVOLATILE BETA	9.37	21.4	U		6.32	pCi/L
HTF 12D	3/29/2005	NONVOLATILE BETA	10.2	22.8	U	U	5.36	pCi/L
HTF 12D	9/26/2005	NONVOLATILE BETA	4.17	8.79	U	U	0.063	pCi/L
HTF 12D	10/5/2005	NONVOLATILE BETA	4.21	9.77	U		2.39	pCi/L
HTF 12D	6/22/2006	NONVOLATILE BETA	1.1	2.5	J	J	2.05	pCi/L
HTF 12D	6/22/2006	NONVOLATILE BETA	1.1	2.44	J	J	1.1	pCi/L
HTF 12D	10/18/2006	NONVOLATILE BETA	3.16	8.32	U		1.51	pCi/L
HTF 12D	5/23/2007	NONVOLATILE BETA	4.99	11.3	U	U	0.961	pCi/L
HTF 12D	12/12/2007	NONVOLATILE BETA	5.05	12.2	U		2.58	pCi/L
HTF 12D	5/5/2008	NONVOLATILE BETA	4.79	11.1	U	U	2.98	pCi/L
HTF 12D	12/18/2008	NONVOLATILE BETA	4.65	10.5	U		2.15	pCi/L
HTF 12D	5/12/2009	NONVOLATILE BETA	4.34	9.4	U	U	0.622	pCi/L
HTF 12D	11/18/2009	NONVOLATILE BETA	4.56	11.4	J		4.81	pCi/L
HTF 12D	5/11/2010	NONVOLATILE BETA	4.34	9.62	U	U	1.68	pCi/L
HTF 12D	5/9/2011	NONVOLATILE BETA	4.6	9	U	U	-1.64	pCi/L
HTF 12D	10/26/2011	NONVOLATILE BETA	0.849	2.11	J		1.99	pCi/L
HTF 12D	5/1/2012	NONVOLATILE BETA	4.78	10.8	U	U	2.46	pCi/L
HTF 12D	5/6/2013	NONVOLATILE BETA	4.66	11.3	U		4.46	pCi/L
HTF 12D	5/6/2014	NONVOLATILE BETA	4.03	9.22	U	U	1.73	pCi/L
HTF 12D	5/6/2014	O-XYLENE	0.3	1	U	U	1	ug/L
HTF 12D	5/6/2014	STYRENE	0.3	1	U	U	1	ug/L
HTF 12D	5/6/2014	TETRACHLOROETHYLENE (PCE)	0.3	1	U	U	1	ug/L
HTF 12D	5/6/2014	TOLUENE	0.3	1	U	U	1	ug/L
HTF 12D	5/6/2014	TRANS-1,2-DICHLOROETHYLENE	0.3	1	U	U	1	ug/L
HTF 12D	5/6/2014	TRANS-1,3-DICHLOROPROPENE	0.3	1	U	U	1	ug/L
HTF 12D	7/25/2002	TRICHLOROETHYLENE (TCE)	0.28	1			1.02	ug/L
HTF 12D	1/16/2003	TRICHLOROETHYLENE (TCE)	0.28	1	J		0.86	ug/L
HTF 12D	8/19/2003	TRICHLOROETHYLENE (TCE)	0.16	1	J		0.54	ug/L
HTF 12D	3/16/2004	TRICHLOROETHYLENE (TCE)	0.36	1	J	J	0.386	ug/L
HTF 12D	9/28/2004	TRICHLOROETHYLENE (TCE)	0.36	1	U		1	ug/L
HTF 12D	3/29/2005	TRICHLOROETHYLENE (TCE)	0.36	1	U	U	1	ug/L
HTF 12D	9/26/2005	TRICHLOROETHYLENE (TCE)	0.13	0.5		J	0.75	ug/L
HTF 12D	6/22/2006	TRICHLOROETHYLENE (TCE)	0.2	0.5			0.56	ug/L
HTF 12D	5/23/2007	TRICHLOROETHYLENE (TCE)	0.2	2	J	J	0.41	ug/L
HTF 12D	5/5/2008	TRICHLOROETHYLENE (TCE)	0.97	2	U	U	2	ug/L
HTF 12D	5/12/2009	TRICHLOROETHYLENE (TCE)	0.25	1	J	J	0.339	ug/L
HTF 12D	5/11/2010	TRICHLOROETHYLENE (TCE)	0.97	2	U	U	2	ug/L
HTF 12D	5/11/2010	TRICHLOROETHYLENE (TCE)	0.97	2	U	U	2	ug/L
HTF 12D	5/9/2011	TRICHLOROETHYLENE (TCE)	0.1	2	U	U	2	ug/L
HTF 12D	5/1/2012	TRICHLOROETHYLENE (TCE)	0.1	2	U	U	2	ug/L
HTF 12D	5/6/2013	TRICHLOROETHYLENE (TCE)	0.1	2	U		2	ug/L
HTF 12D	5/6/2014	TRICHLOROETHYLENE (TCE)	0.3	1	U	U	1	ug/L
HTF 12D	5/6/2014	TRICHLOROFLUOROMETHANE	0.3	1	U	U	1	ug/L
HTF 12D	6/27/2002	TRITIUM	0.324	1.09			18.3	pCi/mL
HTF 12D	7/25/2002	TRITIUM	0.519	2.413			23.6	pCi/mL

Bold indicates concentration exceeds the MCL or USEPA Regional Screening Levels, http://epa.gov/reg3hwmd/risk/human/rb-concentration_table/index.htm. (May 2014 RSL Table)

Station	Date	Analyte	MDL	PQL	Lab Qual	EPA Qual	Result	Units
HTF 12D	7/25/2002	TRITIUM	0.491	2.305			22.9	pCi/mL
HTF 12D	1/16/2003	TRITIUM	0.592	2.436			19.4	pCi/mL
HTF 12D	8/19/2003	TRITIUM			U		12.567	pCi/mL
HTF 12D	9/16/2003	TRITIUM	0.318	0.988	U		12.709	pCi/mL
HTF 12D	3/16/2004	TRITIUM	0.38	1.39			11.3	pCi/mL
HTF 12D	8/25/2004	TRITIUM	0.828	2.54			11.5	pCi/mL
HTF 12D	9/28/2004	TRITIUM	0.916	2.75			11.7	pCi/mL
HTF 12D	3/29/2005	TRITIUM	0.842	2.54			10.9	pCi/mL
HTF 12D	9/26/2005	TRITIUM	1.03	2.88			10.1	pCi/mL
HTF 12D	10/5/2005	TRITIUM	0.843	2.52			10.9	pCi/mL
HTF 12D	6/22/2006	TRITIUM	0.23	1.55			10.2	pCi/mL
HTF 12D	10/18/2006	TRITIUM	0.842	2.48			9.54	pCi/mL
HTF 12D	5/23/2007	TRITIUM	0.562	1.9			9.55	pCi/mL
HTF 12D	12/12/2007	TRITIUM	0.451	1.61			9.06	pCi/mL
HTF 12D	5/5/2008	TRITIUM	0.444	1.71			9.94	pCi/mL
HTF 12D	12/18/2008	TRITIUM	0.471	1.66			8.4	pCi/mL
HTF 12D	12/18/2008	TRITIUM	0.473	1.66			8.33	pCi/mL
HTF 12D	5/12/2009	TRITIUM	0.534	1.77			7.9	pCi/mL
HTF 12D	11/18/2009	TRITIUM	0.433	1.52			7.73	pCi/mL
HTF 12D	5/11/2010	TRITIUM	0.435	1.57			7.84	pCi/mL
HTF 12D	5/9/2011	TRITIUM	0.501	1.65			7.11	pCi/mL
HTF 12D	10/26/2011	TRITIUM	0.64	2.32			7.98	pCi/mL
HTF 12D	5/1/2012	TRITIUM	0.492	1.79			9.36	pCi/mL
HTF 12D	5/6/2013	TRITIUM	0.398	1.49			6.83	pCi/mL
HTF 12D	5/6/2014	TRITIUM	0.387	1.38			5.8	pCi/mL
HTF 15D	7/25/2002	1,1,1-TRICHLOROETHANE	0.21	1	U		1	ug/L
HTF 15D	1/21/2003	1,1,1-TRICHLOROETHANE	0.09	1	U		1	ug/L
HTF 15D	8/19/2003	1,1,1-TRICHLOROETHANE	0.09	1	U		1	ug/L
HTF 15D	3/16/2004	1,1,1-TRICHLOROETHANE	0.34	1	U	UJ	1	ug/L
HTF 15D	9/28/2004	1,1,1-TRICHLOROETHANE	0.34	1	U		1	ug/L
HTF 15D	3/29/2005	1,1,1-TRICHLOROETHANE	0.34	1	U	U	1	ug/L
HTF 15D	9/26/2005	1,1,1-TRICHLOROETHANE	0.08	0.5	U	U	0.5	ug/L
HTF 15D	9/26/2005	1,1,1-TRICHLOROETHANE	0.08	0.5	U	U	0.5	ug/L
HTF 15D	4/19/2006	1,1,1-TRICHLOROETHANE	0.15	0.5	U	U	0.5	ug/L
HTF 15D	5/23/2007	1,1,1-TRICHLOROETHANE	0.3	2	U	U	2	ug/L
HTF 15D	5/5/2008	1,1,1-TRICHLOROETHANE	0.79	2	U	U	2	ug/L
HTF 15D	5/5/2008	1,1,1-TRICHLOROETHANE	0.79	2	U	U	2	ug/L
HTF 15D	5/12/2009	1,1,1-TRICHLOROETHANE	0.325	1	U	U	1	ug/L
HTF 15D	5/11/2010	1,1,1-TRICHLOROETHANE	0.79	2	U	U	2	ug/L
HTF 15D	5/9/2011	1,1,1-TRICHLOROETHANE	0.15	2	U	U	2	ug/L
HTF 15D	5/1/2012	1,1,1-TRICHLOROETHANE	0.15	2	U	U	2	ug/L
HTF 15D	5/6/2013	1,1,1-TRICHLOROETHANE	0.15	2	U		2	ug/L
HTF 15D	5/6/2014	1,1,1-TRICHLOROETHANE	0.3	1	U	U	1	ug/L
HTF 15D	5/6/2014	1,1,2,2-TETRACHLOROETHANE	0.3	1	U	U	1	ug/L
HTF 15D	5/6/2014	1,1,2-TRICHLORO-1,2,2-TRIFLUOROETHANE	2	5	U	U	5	ug/L
HTF 15D	5/6/2014	1,1,2-TRICHLOROETHANE	0.3	1	U	U	1	ug/L
HTF 15D	7/25/2002	1,1-DICHLOROETHANE	0.12	1	U		1	ug/L
HTF 15D	1/21/2003	1,1-DICHLOROETHANE	0.05	1	U		1	ug/L
HTF 15D	8/19/2003	1,1-DICHLOROETHANE	0.05	1	U		1	ug/L
HTF 15D	3/16/2004	1,1-DICHLOROETHANE	0.41	1	U	UJ	1	ug/L
HTF 15D	9/28/2004	1,1-DICHLOROETHANE	0.41	1	U		1	ug/L
HTF 15D	3/29/2005	1,1-DICHLOROETHANE	0.41	1	U	U	1	ug/L
HTF 15D	9/26/2005	1,1-DICHLOROETHANE	0.07	0.5	U	U	0.5	ug/L
HTF 15D	9/26/2005	1,1-DICHLOROETHANE	0.07	0.5	U	U	0.5	ug/L
HTF 15D	4/19/2006	1,1-DICHLOROETHANE	0.16	0.5	U	U	0.5	ug/L
HTF 15D	5/23/2007	1,1-DICHLOROETHANE	0.2	2	U	U	2	ug/L
HTF 15D	5/5/2008	1,1-DICHLOROETHANE	0.9	2	U	U	2	ug/L
HTF 15D	5/5/2008	1,1-DICHLOROETHANE	0.9	2	U	U	2	ug/L
HTF 15D	5/12/2009	1,1-DICHLOROETHANE	0.3	1	U	U	1	ug/L
HTF 15D	5/11/2010	1,1-DICHLOROETHANE	0.9	2	U	U	2	ug/L
HTF 15D	5/9/2011	1,1-DICHLOROETHANE	0.1	2	U	U	2	ug/L
HTF 15D	5/1/2012	1,1-DICHLOROETHANE	0.1	2	U	U	2	ug/L
HTF 15D	5/6/2013	1,1-DICHLOROETHANE	0.1	2	U		2	ug/L
HTF 15D	5/6/2014	1,1-DICHLOROETHANE	0.3	1	U	U	1	ug/L
HTF 15D	5/6/2014	1,1-DICHLOROETHYLENE	0.3	1	U	U	1	ug/L
HTF 15D	5/6/2014	1,2,3-TRICHLOROBENZENE	0.3	1	U	U	1	ug/L
HTF 15D	5/6/2014	1,2,4-TRICHLOROBENZENE	0.3	1	U	U	1	ug/L
HTF 15D	5/6/2014	1,2-DIBROMO-3-CHLOROPROPANE	0.5	1	U	U	1	ug/L
HTF 15D	5/6/2014	1,2-DIBROMOETHANE	0.3	1	U	U	1	ug/L
HTF 15D	5/6/2014	1,2-DICHLOROBENZENE	0.3	1	U	U	1	ug/L
HTF 15D	5/6/2014	1,2-DICHLOROETHANE (EDC)	0.3	1	U	U	1	ug/L

Bold indicates concentration exceeds the MCL or USEPA Regional Screening Levels, http://epa.gov/reg3hwm/risk/human/rb-concentration_table/index.htm. (May 2014 RSL Table)

Station	Date	Analyte	MDL	PQL	Lab Qual	EPA Qual	Result	Units
HTF 15D	5/6/2014	1,2-DICHLOROPROPANE	0.3	1	U	U	1	ug/L
HTF 15D	5/6/2014	1,3-DICHLOROBENZENE	0.3	1	U	U	1	ug/L
HTF 15D	5/6/2014	1,4-DICHLOROBENZENE	0.3	1	U	U	1	ug/L
HTF 15D	5/6/2014	1,4-DIOXANE	15	50	U	U	50	ug/L
HTF 15D	5/6/2014	2-HEXANONE	1.5	5	U	U	5	ug/L
HTF 15D	5/6/2014	ACETONE	1.5	5	U	U	5	ug/L
HTF 15D	5/6/2014	BENZENE	0.3	1	U	U	1	ug/L
HTF 15D	5/6/2014	BROMOCHLOROMETHANE	0.3	1	U	U	1	ug/L
HTF 15D	5/6/2014	BROMODICHLOROMETHANE	0.3	1	U	U	1	ug/L
HTF 15D	5/6/2014	BROMOFORM (TRIBROMOMETHANE)	0.3	1	U	U	1	ug/L
HTF 15D	5/6/2014	BROMOMETHANE (METHYL BROMIDE)	0.3	1	U	U	1	ug/L
HTF 15D	7/25/2002	CADMIUM	0.4	12	U		12	ug/L
HTF 15D	1/21/2003	CADMIUM	1.1	12	U		12	ug/L
HTF 15D	8/19/2003	CADMIUM	1.1	12	U		12	ug/L
HTF 15D	3/16/2004	CADMIUM	0.04	1	J	J	0.147	ug/L
HTF 15D	9/28/2004	CADMIUM	0.04	1	J		0.191	ug/L
HTF 15D	3/29/2005	CADMIUM	0.1	1	J	J	0.143	ug/L
HTF 15D	9/26/2005	CADMIUM	0.0672	0.5	J	J	0.29	ug/L
HTF 15D	4/19/2006	CADMIUM	0.057	0.5	J	J	0.16	ug/L
HTF 15D	5/23/2007	CADMIUM	0.057	0.5	J	J	0.12	ug/L
HTF 15D	5/5/2008	CADMIUM	0.1	1	J	J	0.282	ug/L
HTF 15D	5/12/2009	CADMIUM	1	10	U	U	10	ug/L
HTF 15D	5/12/2009	CADMIUM	1	10	U	U	10	ug/L
HTF 15D	5/11/2010	CADMIUM	0.2	2	U	U	2	ug/L
HTF 15D	5/11/2010	CADMIUM	0.2	2	U	U	2	ug/L
HTF 15D	5/9/2011	CADMIUM	0.2	2	U	U	2	ug/L
HTF 15D	5/9/2011	CADMIUM	0.2	2	U	U	2	ug/L
HTF 15D	5/1/2012	CADMIUM	0.2	2	J	J	0.206	ug/L
HTF 15D	5/6/2013	CADMIUM	0.2	2	J		0.267	ug/L
HTF 15D	5/6/2014	CADMIUM	0.1	1	U	U	1	ug/L
HTF 15D	5/6/2014	CARBON DISULFIDE	1.5	5	U	U	5	ug/L
HTF 15D	7/25/2002	CARBON TETRACHLORIDE	0.24	1	U		1	ug/L
HTF 15D	1/21/2003	CARBON TETRACHLORIDE	0.11	1	U		1	ug/L
HTF 15D	8/19/2003	CARBON TETRACHLORIDE	0.11	1	U		1	ug/L
HTF 15D	3/16/2004	CARBON TETRACHLORIDE	0.29	1	U	UJ	1	ug/L
HTF 15D	9/28/2004	CARBON TETRACHLORIDE	0.29	1	U		1	ug/L
HTF 15D	3/29/2005	CARBON TETRACHLORIDE	0.29	1	U	U	1	ug/L
HTF 15D	9/26/2005	CARBON TETRACHLORIDE	0.09	0.5	U	U	0.5	ug/L
HTF 15D	9/26/2005	CARBON TETRACHLORIDE	0.09	0.5	U	U	0.5	ug/L
HTF 15D	4/19/2006	CARBON TETRACHLORIDE	0.15	0.5	U	U	0.5	ug/L
HTF 15D	5/23/2007	CARBON TETRACHLORIDE	0.4	2	U	U	2	ug/L
HTF 15D	5/5/2008	CARBON TETRACHLORIDE	1.04	2	U	U	2	ug/L
HTF 15D	5/5/2008	CARBON TETRACHLORIDE	1.04	2	U	U	2	ug/L
HTF 15D	5/12/2009	CARBON TETRACHLORIDE	0.26	1	U	U	1	ug/L
HTF 15D	5/11/2010	CARBON TETRACHLORIDE	1.04	2	U	U	2	ug/L
HTF 15D	5/9/2011	CARBON TETRACHLORIDE	0.13	2	U	U	2	ug/L
HTF 15D	5/1/2012	CARBON TETRACHLORIDE	0.13	2	U	U	2	ug/L
HTF 15D	5/6/2013	CARBON TETRACHLORIDE	0.13	2	U		2	ug/L
HTF 15D	5/6/2014	CARBON TETRACHLORIDE	0.3	1	U	U	1	ug/L
HTF 15D	5/6/2014	CHLOROETHANE (ETHYL CHLORIDE)	0.3	1	U	U	1	ug/L
HTF 15D	5/6/2014	CHLOROETHANE (VINYL CHLORIDE)	0.3	1	U	U	1	ug/L
HTF 15D	5/6/2014	CHLOROETHENE (VINYL CHLORIDE)	0.3	1	U	U	1	ug/L
HTF 15D	5/6/2014	CHLOROFORM	0.3	1	U	U	1	ug/L
HTF 15D	5/6/2014	CHLOROMETHANE (METHYL CHLORIDE)	0.3	1	U	U	1	ug/L
HTF 15D	5/6/2014	CIS-1,2-DICHLOROETHYLENE	0.3	1	U	U	1	ug/L
HTF 15D	5/6/2014	CIS-1,3-DICHLOROPROPENE	0.3	1	U	U	1	ug/L
HTF 15D	5/6/2014	CUMENE (ISOPROPYLBENZENE)	0.3	1	U	U	1	ug/L
HTF 15D	5/6/2014	CYCLOHEXANE	0.3	1	U	U	1	ug/L
HTF 15D	5/6/2014	DIBROMOCHLOROMETHANE	0.3	1	U	U	1	ug/L
HTF 15D	5/6/2014	DICHLORODIFLUOROMETHANE	0.3	1	U	U	1	ug/L
HTF 15D	5/6/2014	DICHLOROMETHANE (METHYLENE CHLORIDE)	1	5	U	U	5	ug/L
HTF 15D	5/6/2014	ETHYLBENZENE	0.3	1	U	U	1	ug/L
HTF 15D	9/17/2003	GROSS ALPHA	2.29	9.38	J		11	pCi/L
HTF 15D	8/25/2004	GROSS ALPHA	4.62	9.93	U		1.38	pCi/L
HTF 15D	10/5/2005	GROSS ALPHA	2.84	7.04	U		1.36	pCi/L
HTF 15D	10/19/2006	GROSS ALPHA	2.74	8.31	J		3.66	pCi/L
HTF 15D	5/23/2007	GROSS ALPHA	2.42	5.59	U	U	1.05	pCi/L
HTF 15D	5/5/2008	GROSS ALPHA	2.79	6.68	U	U	1.43	pCi/L
HTF 15D	12/18/2008	GROSS ALPHA	2.63	6.56	U		1.59	pCi/L
HTF 15D	5/12/2009	GROSS ALPHA	2.56	6.43	U	U	1.6	pCi/L
HTF 15D	11/18/2009	GROSS ALPHA	2.67	9.23	J		5.28	pCi/L

Bold indicates concentration exceeds the MCL or USEPA Regional Screening Levels, http://epa.gov/reg3hwm/risk/human/rb-concentration_table/index.htm. (May 2014 RSL Table)

Station	Date	Analyte	MDL	PQL	Lab Qual	EPA Qual	Result	Units
HTF 15D	11/18/2009	GROSS ALPHA	2.65	7.28	U		2.44	pCi/L
HTF 15D	9/13/2010	GROSS ALPHA	0.753	3.57			10.3	pCi/L
HTF 15D	5/1/2012	GROSS ALPHA	2.72	5.57	U	U	0.553	pCi/L
HTF 15D	5/6/2013	GROSS ALPHA	2.56	7.12	U		2.4	pCi/L
HTF 15D	5/6/2014	GROSS ALPHA	2.3	6.56	J	J	2.41	pCi/L
HTF 15D	7/25/2002	LEAD	0.9	8	U		8	ug/L
HTF 15D	1/21/2003	LEAD	2.2	8	U		8	ug/L
HTF 15D	8/19/2003	LEAD	2.2	8	U		8	ug/L
HTF 15D	3/16/2004	LEAD	0.05	2	J	U	0.481	ug/L
HTF 15D	9/28/2004	LEAD	0.05	2	J		0.389	ug/L
HTF 15D	3/29/2005	LEAD	0.5	2	U	U	2	ug/L
HTF 15D	9/26/2005	LEAD	0.565	3	U	U	3	ug/L
HTF 15D	4/19/2006	LEAD	0.49	3	J	J	1	ug/L
HTF 15D	5/23/2007	LEAD	0.49	3	U	U	3	ug/L
HTF 15D	5/5/2008	LEAD	0.1	1			1.52	ug/L
HTF 15D	5/12/2009	LEAD	2	20	U	U	20	ug/L
HTF 15D	5/12/2009	LEAD	2	20	U	U	20	ug/L
HTF 15D	5/11/2010	LEAD	0.4	4	U	U	4	ug/L
HTF 15D	5/11/2010	LEAD	0.4	4	U	U	4	ug/L
HTF 15D	5/9/2011	LEAD	1	10	U	U	10	ug/L
HTF 15D	5/9/2011	LEAD	1	10	U	U	10	ug/L
HTF 15D	5/1/2012	LEAD	1	10	U	U	10	ug/L
HTF 15D	5/6/2013	LEAD	1	10	U		10	ug/L
HTF 15D	5/6/2014	LEAD	0.5	5	J	J	4.91	ug/L
HTF 15D	5/6/2014	M,P-XYLENE	0.3	2	U	U	2	ug/L
HTF 15D	5/6/2014	METHYL ACETATE	1.5	5	U	U	5	ug/L
HTF 15D	5/6/2014	METHYL ETHYL KETONE	1.5	5	U	U	5	ug/L
HTF 15D	5/6/2014	METHYL ISOBUTYL KETONE	1.5	5	U	U	5	ug/L
HTF 15D	5/6/2014	METHYL TERTIARY BUTYL ETHER (MTBE)	0.3	1	U	U	1	ug/L
HTF 15D	5/6/2014	METHYLCYCLOHEXANE	0.3	1	U	U	1	ug/L
HTF 15D	7/25/2002	NONVOLATILE BETA	8.04	11.44	U		-1.75	pCi/L
HTF 15D	1/21/2003	NONVOLATILE BETA	8.15	16.67	U		4.22	pCi/L
HTF 15D	8/19/2003	NONVOLATILE BETA			U		1.22	pCi/L
HTF 15D	9/17/2003	NONVOLATILE BETA	1.66	4.63	J		5.02	pCi/L
HTF 15D	3/16/2004	NONVOLATILE BETA	1.39	2.98			3.34	pCi/L
HTF 15D	8/25/2004	NONVOLATILE BETA	9.11	20.2	U		4	pCi/L
HTF 15D	9/28/2004	NONVOLATILE BETA	9.1	20.4	U		4.62	pCi/L
HTF 15D	3/29/2005	NONVOLATILE BETA	9.74	21.9	U	U	5.61	pCi/L
HTF 15D	9/26/2005	NONVOLATILE BETA	4.03	10.2	J	UJ	4.77	pCi/L
HTF 15D	10/5/2005	NONVOLATILE BETA	4.14	10.3	J		4.56	pCi/L
HTF 15D	4/19/2006	NONVOLATILE BETA	1.1	2.5		J	2.76	pCi/L
HTF 15D	10/19/2006	NONVOLATILE BETA	4.66	11	U		3.64	pCi/L
HTF 15D	5/23/2007	NONVOLATILE BETA	4.41	10.3	U	U	1.38	pCi/L
HTF 15D	5/5/2008	NONVOLATILE BETA	4.57	9.95	U	U	1.05	pCi/L
HTF 15D	12/18/2008	NONVOLATILE BETA	4.33	10.8	J		5.01	pCi/L
HTF 15D	5/12/2009	NONVOLATILE BETA	4.37	10.7	U	U	4.13	pCi/L
HTF 15D	11/18/2009	NONVOLATILE BETA	4.81	11.5	U		3.62	pCi/L
HTF 15D	11/18/2009	NONVOLATILE BETA	4.52	10.9	U		3.48	pCi/L
HTF 15D	5/11/2010	NONVOLATILE BETA	4.09	8.72	U	U	0.751	pCi/L
HTF 15D	9/13/2010	NONVOLATILE BETA	1.3	4.04			18.9	pCi/L
HTF 15D	5/9/2011	NONVOLATILE BETA	4.37	9.59	U	U	1	pCi/L
HTF 15D	5/1/2012	NONVOLATILE BETA	4.51	9.54	U	U	0.435	pCi/L
HTF 15D	5/6/2013	NONVOLATILE BETA	4.58	10.5	U		2.51	pCi/L
HTF 15D	5/6/2014	NONVOLATILE BETA	4.02	9.33	U	U	2.07	pCi/L
HTF 15D	5/6/2014	O-XYLENE	0.3	1	U	U	1	ug/L
HTF 15D	5/6/2014	STYRENE	0.3	1	U	U	1	ug/L
HTF 15D	5/6/2014	TETRACHLOROETHYLENE (PCE)	0.3	1	U	U	1	ug/L
HTF 15D	5/6/2014	TOLUENE	0.3	1	U	U	1	ug/L
HTF 15D	5/6/2014	TRANS-1,2-DICHLOROETHYLENE	0.3	1	U	U	1	ug/L
HTF 15D	5/6/2014	TRANS-1,3-DICHLOROPROPENE	0.3	1	U	U	1	ug/L
HTF 15D	7/25/2002	TRICHLOROETHYLENE (TCE)	0.28	1	U		1	ug/L
HTF 15D	1/21/2003	TRICHLOROETHYLENE (TCE)	0.16	1	U		1	ug/L
HTF 15D	8/19/2003	TRICHLOROETHYLENE (TCE)	0.16	1	U		1	ug/L
HTF 15D	3/16/2004	TRICHLOROETHYLENE (TCE)	0.36	1	U	UJ	1	ug/L
HTF 15D	9/28/2004	TRICHLOROETHYLENE (TCE)	0.36	1	U		1	ug/L
HTF 15D	3/29/2005	TRICHLOROETHYLENE (TCE)	0.36	1	U	U	1	ug/L
HTF 15D	9/26/2005	TRICHLOROETHYLENE (TCE)	0.13	0.5	U	U	0.5	ug/L
HTF 15D	9/26/2005	TRICHLOROETHYLENE (TCE)	0.13	0.5	U	U	0.5	ug/L
HTF 15D	4/19/2006	TRICHLOROETHYLENE (TCE)	0.2	0.5	U	U	0.5	ug/L
HTF 15D	5/23/2007	TRICHLOROETHYLENE (TCE)	0.2	2	U	U	2	ug/L
HTF 15D	5/5/2008	TRICHLOROETHYLENE (TCE)	0.97	2	U	U	2	ug/L

Bold indicates concentration exceeds the MCL or USEPA Regional Screening Levels, http://epa.gov/reg3hwm/risk/human/rb-concentration_table/index.htm. (May 2014 RSL Table)

Station	Date	Analyte	MDL	PQL	Lab Qual	EPA Qual	Result	Units
HTF 15D	5/5/2008	TRICHLOROETHYLENE (TCE)	0.97	2	U	U	2	ug/L
HTF 15D	5/12/2009	TRICHLOROETHYLENE (TCE)	0.25	1	U	U	1	ug/L
HTF 15D	5/11/2010	TRICHLOROETHYLENE (TCE)	0.97	2	U	U	2	ug/L
HTF 15D	5/9/2011	TRICHLOROETHYLENE (TCE)	0.1	2	U	U	2	ug/L
HTF 15D	5/1/2012	TRICHLOROETHYLENE (TCE)	0.1	2	U	U	2	ug/L
HTF 15D	5/6/2013	TRICHLOROETHYLENE (TCE)	0.1	2	U		2	ug/L
HTF 15D	5/6/2014	TRICHLOROETHYLENE (TCE)	0.3	1	U	U	1	ug/L
HTF 15D	5/6/2014	TRICHLOROFLUOROMETHANE	0.3	1	U	U	1	ug/L
HTF 15D	7/25/2002	TRITIUM	0.529	2.183			17	pCi/mL
HTF 15D	1/21/2003	TRITIUM	0.608	2.024			9.63	pCi/mL
HTF 15D	8/19/2003	TRITIUM			U		8.272	pCi/mL
HTF 15D	9/17/2003	TRITIUM	0.307	0.94	U		11.749	pCi/mL
HTF 15D	9/17/2003	TRITIUM	0.296	0.908	U		11.487	pCi/mL
HTF 15D	3/16/2004	TRITIUM	0.359	1.447			14.7	pCi/mL
HTF 15D	8/25/2004	TRITIUM	0.838	2.57			11.7	pCi/mL
HTF 15D	9/28/2004	TRITIUM	0.907	2.76			12.2	pCi/mL
HTF 15D	3/29/2005	TRITIUM	0.835	2.61			13.1	pCi/mL
HTF 15D	9/26/2005	TRITIUM	1.01	2.88			11.2	pCi/mL
HTF 15D	10/5/2005	TRITIUM	0.923	2.69			10.5	pCi/mL
HTF 15D	4/19/2006	TRITIUM	0.34	1.44			10.7	pCi/mL
HTF 15D	10/19/2006	TRITIUM	0.84	2.5			10	pCi/mL
HTF 15D	5/23/2007	TRITIUM	0.567	1.79			7.43	pCi/mL
HTF 15D	5/5/2008	TRITIUM	0.445	1.69			9.56	pCi/mL
HTF 15D	12/18/2008	TRITIUM	0.477	1.74			9.6	pCi/mL
HTF 15D	5/12/2009	TRITIUM	0.537	1.81			8.54	pCi/mL
HTF 15D	11/18/2009	TRITIUM	0.434	1.6			9.15	pCi/mL
HTF 15D	5/11/2010	TRITIUM	0.434	1.53			7.21	pCi/mL
HTF 15D	9/13/2010	TRITIUM	0.76	2.42			7.82	pCi/mL
HTF 15D	5/9/2011	TRITIUM	0.505	1.53			4.96	pCi/mL
HTF 15D	5/9/2011	TRITIUM	0.503	1.52			4.95	pCi/mL
HTF 15D	5/1/2012	TRITIUM	0.488	1.56			5.73	pCi/mL
HTF 15D	5/1/2012	TRITIUM	0.484	1.53			5.4	pCi/mL
HTF 15D	5/6/2013	TRITIUM	0.398	1.42			5.77	pCi/mL
HTF 15D	5/6/2014	TRITIUM	0.383	1.37			5.81	pCi/mL
SBG 6	7/22/2002	1,1,1-TRICHLOROETHANE	0.21	1	U		1	ug/L
SBG 6	1/16/2003	1,1,1-TRICHLOROETHANE	0.21	1	U		1	ug/L
SBG 6	8/20/2003	1,1,1-TRICHLOROETHANE	0.09	1	U		1	ug/L
SBG 6	3/16/2004	1,1,1-TRICHLOROETHANE	0.34	1	U	UJ	1	ug/L
SBG 6	9/23/2004	1,1,1-TRICHLOROETHANE	0.34	1	U		1	ug/L
SBG 6	3/22/2005	1,1,1-TRICHLOROETHANE	0.34	1	U	UJ	1	ug/L
SBG 6	9/22/2005	1,1,1-TRICHLOROETHANE	0.08	0.5	U	U	0.5	ug/L
SBG 6	4/10/2006	1,1,1-TRICHLOROETHANE	0.15	0.5	U	U	0.5	ug/L
SBG 6	5/16/2007	1,1,1-TRICHLOROETHANE	0.3	2	U	U	2	ug/L
SBG 6	5/5/2008	1,1,1-TRICHLOROETHANE	0.79	2	U	U	2	ug/L
SBG 6	5/7/2009	1,1,1-TRICHLOROETHANE	0.325	1	U	U	1	ug/L
SBG 6	5/4/2010	1,1,1-TRICHLOROETHANE	0.79	2	U	U	2	ug/L
SBG 6	5/3/2011	1,1,1-TRICHLOROETHANE	0.15	2	U	U	2	ug/L
SBG 6	5/1/2012	1,1,1-TRICHLOROETHANE	0.15	2	U	U	2	ug/L
SBG 6	5/8/2013	1,1,1-TRICHLOROETHANE	0.15	2	U		2	ug/L
SBG 6	5/8/2014	1,1,1-TRICHLOROETHANE	0.3	1	U	U	1	ug/L
SBG 6	5/8/2014	1,1,2,2-TETRACHLOROETHANE	0.3	1	U	U	1	ug/L
SBG 6	5/8/2014	1,1,2-TRICHLORO-1,2,2-TRIFLUOROETHANE	2	5	U	U	5	ug/L
SBG 6	5/8/2014	1,1,2-TRICHLOROETHANE	0.3	1	U	U	1	ug/L
SBG 6	7/22/2002	1,1-DICHLOROETHANE	0.12	1	U		1	ug/L
SBG 6	1/16/2003	1,1-DICHLOROETHANE	0.12	1	U		1	ug/L
SBG 6	8/20/2003	1,1-DICHLOROETHANE	0.05	1	U		1	ug/L
SBG 6	3/16/2004	1,1-DICHLOROETHANE	0.41	1	U	UJ	1	ug/L
SBG 6	9/23/2004	1,1-DICHLOROETHANE	0.41	1	U		1	ug/L
SBG 6	3/22/2005	1,1-DICHLOROETHANE	0.41	1	U	UJ	1	ug/L
SBG 6	9/22/2005	1,1-DICHLOROETHANE	0.07	0.5	U	U	0.5	ug/L
SBG 6	4/10/2006	1,1-DICHLOROETHANE	0.16	0.5	U	U	0.5	ug/L
SBG 6	5/16/2007	1,1-DICHLOROETHANE	0.2	2	U	U	2	ug/L
SBG 6	5/5/2008	1,1-DICHLOROETHANE	0.9	2	U	U	2	ug/L
SBG 6	5/7/2009	1,1-DICHLOROETHANE	0.3	1	U	U	1	ug/L
SBG 6	5/4/2010	1,1-DICHLOROETHANE	0.9	2	U	U	2	ug/L
SBG 6	5/3/2011	1,1-DICHLOROETHANE	0.1	2	U	U	2	ug/L
SBG 6	5/1/2012	1,1-DICHLOROETHANE	0.1	2	U	U	2	ug/L
SBG 6	5/8/2013	1,1-DICHLOROETHANE	0.1	2	U		2	ug/L
SBG 6	5/8/2014	1,1-DICHLOROETHANE	0.3	1	U	U	1	ug/L
SBG 6	5/8/2014	1,1-DICHLOROETHYLENE	0.3	1	U	U	1	ug/L
SBG 6	5/8/2014	1,2,3-TRICHLOROBENZENE	0.3	1	U	U	1	ug/L

Bold indicates concentration exceeds the MCL or USEPA Regional Screening Levels, http://epa.gov/reg3hwm/risk/human/rb-concentration_table/index.htm. (May 2014 RSL Table)

Station	Date	Analyte	MDL	PQL	Lab Qual	EPA Qual	Result	Units
SBG 6	5/8/2014	1,2,4-TRICHLOROBENZENE	0.3	1	U	U	1	ug/L
SBG 6	5/8/2014	1,2-DIBROMO-3-CHLOROPROPANE	0.5	1	U	U	1	ug/L
SBG 6	5/8/2014	1,2-DIBROMOETHANE	0.3	1	U	U	1	ug/L
SBG 6	5/8/2014	1,2-DICHLOROBENZENE	0.3	1	U	U	1	ug/L
SBG 6	5/8/2014	1,2-DICHLOROETHANE (EDC)	0.3	1	U	U	1	ug/L
SBG 6	5/8/2014	1,2-DICHLOROPROPANE	0.3	1	U	U	1	ug/L
SBG 6	5/8/2014	1,3-DICHLOROBENZENE	0.3	1	U	U	1	ug/L
SBG 6	5/8/2014	1,4-DICHLOROBENZENE	0.3	1	U	U	1	ug/L
SBG 6	5/8/2014	1,4-DIOXANE	15	50	U	U	50	ug/L
SBG 6	5/8/2014	2-HEXANONE	1.5	5	U	U	5	ug/L
SBG 6	5/8/2014	ACETONE	1.5	5	U	U	5	ug/L
SBG 6	5/8/2014	BENZENE	0.3	1	U	U	1	ug/L
SBG 6	5/8/2014	BROMOCHLOROMETHANE	0.3	1	U	U	1	ug/L
SBG 6	5/8/2014	BROMODICHLOROMETHANE	0.3	1	U	U	1	ug/L
SBG 6	5/8/2014	BROMOFORM (TRIBROMOMETHANE)	0.3	1	U	U	1	ug/L
SBG 6	5/8/2014	BROMOMETHANE (METHYL BROMIDE)	0.3	1	U	U	1	ug/L
SBG 6	7/22/2002	CADMIUM	0.4	12	U		12	ug/L
SBG 6	1/16/2003	CADMIUM	1.1	12	U		12	ug/L
SBG 6	8/20/2003	CADMIUM	1.1	12	U		12	ug/L
SBG 6	3/16/2004	CADMIUM	0.04	1	U	U	1	ug/L
SBG 6	9/23/2004	CADMIUM	0.04	1	J		0.042	ug/L
SBG 6	3/22/2005	CADMIUM	0.04	1	U	U	1	ug/L
SBG 6	9/22/2005	CADMIUM	0.0672	0.5	U	U	0.5	ug/L
SBG 6	4/10/2006	CADMIUM	0.057	0.5	U	U	0.5	ug/L
SBG 6	5/16/2007	CADMIUM	0.057	0.5	J	J	0.24	ug/L
SBG 6	5/5/2008	CADMIUM	0.1	1	U	U	1	ug/L
SBG 6	5/7/2009	CADMIUM	1	10	U	U	10	ug/L
SBG 6	5/4/2010	CADMIUM	0.2	2	U	U	2	ug/L
SBG 6	5/3/2011	CADMIUM	0.2	2	U	U	2	ug/L
SBG 6	5/3/2011	CADMIUM	0.2	2	U	U	2	ug/L
SBG 6	5/1/2012	CADMIUM	0.2	2	U	U	2	ug/L
SBG 6	5/8/2013	CADMIUM	0.2	2	U		2	ug/L
SBG 6	5/8/2014	CADMIUM	0.1	1	U	U	1	ug/L
SBG 6	5/8/2014	CARBON DISULFIDE	1.5	5	U	U	5	ug/L
SBG 6	7/22/2002	CARBON TETRACHLORIDE	0.24	1	U		1	ug/L
SBG 6	1/16/2003	CARBON TETRACHLORIDE	0.24	1	U		1	ug/L
SBG 6	8/20/2003	CARBON TETRACHLORIDE	0.11	1	U		1	ug/L
SBG 6	3/16/2004	CARBON TETRACHLORIDE	0.29	1	U	UJ	1	ug/L
SBG 6	9/23/2004	CARBON TETRACHLORIDE	0.29	1	U		1	ug/L
SBG 6	3/22/2005	CARBON TETRACHLORIDE	0.29	1	U	UJ	1	ug/L
SBG 6	9/22/2005	CARBON TETRACHLORIDE	0.09	0.5	U	U	0.5	ug/L
SBG 6	4/10/2006	CARBON TETRACHLORIDE	0.15	0.5	U	U	0.5	ug/L
SBG 6	5/16/2007	CARBON TETRACHLORIDE	0.4	2	U	U	2	ug/L
SBG 6	5/5/2008	CARBON TETRACHLORIDE	1.04	2	U	U	2	ug/L
SBG 6	5/7/2009	CARBON TETRACHLORIDE	0.26	1	U	U	1	ug/L
SBG 6	5/4/2010	CARBON TETRACHLORIDE	1.04	2	U	U	2	ug/L
SBG 6	5/3/2011	CARBON TETRACHLORIDE	0.13	2	U	U	2	ug/L
SBG 6	5/1/2012	CARBON TETRACHLORIDE	0.13	2	U	U	2	ug/L
SBG 6	5/8/2013	CARBON TETRACHLORIDE	0.13	2	U		2	ug/L
SBG 6	5/8/2014	CARBON TETRACHLORIDE	0.3	1	U	U	1	ug/L
SBG 6	5/8/2014	CHLOROBENZENE	0.3	1	U	U	1	ug/L
SBG 6	5/8/2014	CHLOROETHANE (ETHYL CHLORIDE)	0.3	1	U	U	1	ug/L
SBG 6	5/8/2014	CHLOROETHENE (VINYL CHLORIDE)	0.3	1	U	U	1	ug/L
SBG 6	5/8/2014	CHLOROFORM	0.3	1	U	U	1	ug/L
SBG 6	5/8/2014	CHLOROMETHANE (METHYL CHLORIDE)	0.3	1	U	U	0.35	ug/L
SBG 6	5/8/2014	CIS-1,2-DICHLOROETHYLENE	0.3	1	U	U	1	ug/L
SBG 6	5/8/2014	CIS-1,3-DICHLOROPROPENE	0.3	1	U	U	1	ug/L
SBG 6	5/8/2014	CUMENE (ISOPROPYLBENZENE)	0.3	1	U	U	1	ug/L
SBG 6	5/8/2014	CYCLOHEXANE	0.3	1	U	U	1	ug/L
SBG 6	5/8/2014	DIBROMOCHLOROMETHANE	0.3	1	U	U	1	ug/L
SBG 6	5/8/2014	DICHLORODIFLUOROMETHANE	0.3	1	U	U	1	ug/L
SBG 6	5/8/2014	DICHLOROMETHANE (METHYLENE CHLORIDE)	1	5	U	U	5	ug/L
SBG 6	5/8/2014	ETHYLBENZENE	0.3	1	U	U	1	ug/L
SBG 6	5/16/2007	GROSS ALPHA	2.48	8.56	J	J	4.61	pCi/L
SBG 6	5/16/2007	GROSS ALPHA	2.48	6.25	U	U	1.46	pCi/L
SBG 6	5/5/2008	GROSS ALPHA	2.65	6.35	U	U	1.36	pCi/L
SBG 6	5/7/2009	GROSS ALPHA	2.46	7.01	J	J	2.46	pCi/L
SBG 6	5/8/2013	GROSS ALPHA	2.47	5.61	U		0.99	pCi/L
SBG 6	5/8/2014	GROSS ALPHA	2.21	5.35	U	U	1.18	pCi/L
SBG 6	7/22/2002	LEAD	0.9	8			28.1	ug/L
SBG 6	1/16/2003	LEAD	2.2	8			12.2	ug/L

Bold indicates concentration exceeds the MCL or USEPA Regional Screening Levels, http://epa.gov/reg3hwm/risk/human/rb-concentration_table/index.htm. (May 2014 RSL Table)

Station	Date	Analyte	MDL	PQL	Lab Qual	EPA Qual	Result	Units
SBG 6	8/20/2003	LEAD	2.2	8	J		6.93	ug/L
SBG 6	3/16/2004	LEAD	0.05	2			6.95	ug/L
SBG 6	9/23/2004	LEAD	0.05	2			8.87	ug/L
SBG 6	3/22/2005	LEAD	0.05	2			12	ug/L
SBG 6	9/22/2005	LEAD	0.565	3			6.3	ug/L
SBG 6	4/10/2006	LEAD	0.49	3			19.6	ug/L
SBG 6	5/16/2007	LEAD	0.49	3			11.5	ug/L
SBG 6	5/5/2008	LEAD	0.1	1			12	ug/L
SBG 6	5/7/2009	LEAD	2	20			24.5	ug/L
SBG 6	5/4/2010	LEAD	0.4	4			30.3	ug/L
SBG 6	5/3/2011	LEAD	1	10			21	ug/L
SBG 6	5/3/2011	LEAD	1	10			21	ug/L
SBG 6	5/1/2012	LEAD	1	10			39	ug/L
SBG 6	5/8/2013	LEAD	1	10			41.7	ug/L
SBG 6	5/8/2014	LEAD	0.5	5			8.5	ug/L
SBG 6	5/8/2014	M,P-XYLENE	0.3	2	U	U	2	ug/L
SBG 6	5/8/2014	METHYL ACETATE	1.5	5	U	U	5	ug/L
SBG 6	5/8/2014	METHYL ETHYL KETONE	1.5	5	U	U	5	ug/L
SBG 6	5/8/2014	METHYL ISOBUTYL KETONE	1.5	5	U	U	5	ug/L
SBG 6	5/8/2014	METHYL TERTIARY BUTYL ETHER (MTBE)	0.3	1	U	U	1	ug/L
SBG 6	5/8/2014	METHYLCYCLOHEXANE	0.3	1	U	U	1	ug/L
SBG 6	7/22/2002	NONVOLATILE BETA	9.49	14.11	U		2.55	pCi/L
SBG 6	1/16/2003	NONVOLATILE BETA	8.72	13.1	U		0.234	pCi/L
SBG 6	8/20/2003	NONVOLATILE BETA			U		1.08	pCi/L
SBG 6	3/16/2004	NONVOLATILE BETA	1.12	2.314	U	U	1.04	pCi/L
SBG 6	9/23/2004	NONVOLATILE BETA	8.45	18.3	U		2.2	pCi/L
SBG 6	3/22/2005	NONVOLATILE BETA	8.33	18	U	U	1.73	pCi/L
SBG 6	9/22/2005	NONVOLATILE BETA	4.22	10.1	U	U	3.39	pCi/L
SBG 6	4/10/2006	NONVOLATILE BETA	0.98	2.24	J	J	1.67	pCi/L
SBG 6	5/16/2007	NONVOLATILE BETA	4.75	11.3	U	U	2.62	pCi/L
SBG 6	5/16/2007	NONVOLATILE BETA	4.39	10.2	U	U	1.35	pCi/L
SBG 6	5/5/2008	NONVOLATILE BETA	4.56	9.3	U	U	-0.478	pCi/L
SBG 6	5/7/2009	NONVOLATILE BETA	4.46	9.84	U	U	1.08	pCi/L
SBG 6	5/4/2010	NONVOLATILE BETA	4.29	10.3	U	U	3.67	pCi/L
SBG 6	5/3/2011	NONVOLATILE BETA	4.35	9.17	U	U	0.00577	pCi/L
SBG 6	5/1/2012	NONVOLATILE BETA	4.7	10.4	U	U	1.52	pCi/L
SBG 6	5/8/2013	NONVOLATILE BETA	4.42	8.81	U		-0.906	pCi/L
SBG 6	5/8/2014	NONVOLATILE BETA	3.98	8.83	U	U	0.965	pCi/L
SBG 6	5/8/2014	O-XYLENE	0.3	1	U	U	1	ug/L
SBG 6	5/8/2014	STYRENE	0.3	1	U	U	1	ug/L
SBG 6	5/8/2014	TETRACHLOROETHYLENE (PCE)	0.3	1	U	U	1	ug/L
SBG 6	5/8/2014	TOLUENE	0.3	1	U	U	1	ug/L
SBG 6	5/8/2014	TRANS-1,2-DICHLOROETHYLENE	0.3	1	U	U	1	ug/L
SBG 6	5/8/2014	TRANS-1,3-DICHLOROPROPENE	0.3	1	U	U	1	ug/L
SBG 6	7/22/2002	TRICHLOROETHYLENE (TCE)	0.28	1	U		1	ug/L
SBG 6	1/16/2003	TRICHLOROETHYLENE (TCE)	0.28	1	U		1	ug/L
SBG 6	8/20/2003	TRICHLOROETHYLENE (TCE)	0.16	1	U		1	ug/L
SBG 6	3/16/2004	TRICHLOROETHYLENE (TCE)	0.36	1	U	UJ	1	ug/L
SBG 6	9/23/2004	TRICHLOROETHYLENE (TCE)	0.36	1	U		1	ug/L
SBG 6	3/22/2005	TRICHLOROETHYLENE (TCE)	0.36	1	U	UJ	1	ug/L
SBG 6	9/22/2005	TRICHLOROETHYLENE (TCE)	0.13	0.5	U	U	0.5	ug/L
SBG 6	4/10/2006	TRICHLOROETHYLENE (TCE)	0.2	0.5	U	U	0.5	ug/L
SBG 6	5/16/2007	TRICHLOROETHYLENE (TCE)	0.2	2	U	U	2	ug/L
SBG 6	5/5/2008	TRICHLOROETHYLENE (TCE)	0.97	2	U	U	2	ug/L
SBG 6	5/7/2009	TRICHLOROETHYLENE (TCE)	0.25	1	U	U	1	ug/L
SBG 6	5/4/2010	TRICHLOROETHYLENE (TCE)	0.97	2	U	U	2	ug/L
SBG 6	5/3/2011	TRICHLOROETHYLENE (TCE)	0.1	2	U	U	2	ug/L
SBG 6	5/1/2012	TRICHLOROETHYLENE (TCE)	0.1	2	U	U	2	ug/L
SBG 6	5/8/2013	TRICHLOROETHYLENE (TCE)	0.1	2	U		2	ug/L
SBG 6	5/8/2014	TRICHLOROETHYLENE (TCE)	0.3	1	U	U	1	ug/L
SBG 6	5/8/2014	TRICHLOROFLUOROMETHANE	0.3	1	U	U	1	ug/L
SBG 6	7/22/2002	TRITIUM	0.592	2.02			10.6	pCi/mL
SBG 6	1/16/2003	TRITIUM	0.582	1.862			8.03	pCi/mL
SBG 6	8/20/2003	TRITIUM			U		9.219	pCi/mL
SBG 6	3/16/2004	TRITIUM	0.367	1.311			10.1	pCi/mL
SBG 6	9/23/2004	TRITIUM	0.864	2.45			9.04	pCi/mL
SBG 6	3/22/2005	TRITIUM	0.832	2.39		J	8.81	pCi/mL
SBG 6	9/22/2005	TRITIUM	0.829	2.39			8.82	pCi/mL
SBG 6	4/10/2006	TRITIUM	0.4	1.62			7.86	pCi/mL
SBG 6	5/16/2007	TRITIUM	0.609	1.81			6.59	pCi/mL
SBG 6	5/5/2008	TRITIUM	0.445	1.58			7.52	pCi/mL

Bold indicates concentration exceeds the MCL or USEPA Regional Screening Levels, http://epa.gov/reg3hwm/risk/human/rb-concentration_table/index.htm. (May 2014 RSL Table)

Station	Date	Analyte	MDL	PQL	Lab Qual	EPA Qual	Result	Units
SBG 6	5/7/2009	TRITIUM	0.562	1.72			6.36	pCi/mL
SBG 6	5/4/2010	TRITIUM	0.459	1.5			5.96	pCi/mL
SBG 6	5/3/2011	TRITIUM	0.438	1.49			6.03	pCi/mL
SBG 6	5/1/2012	TRITIUM	0.488	1.58			5.99	pCi/mL
SBG 6	5/8/2013	TRITIUM	0.528	1.62			5.26	pCi/mL
SBG 6	5/8/2014	TRITIUM	0.417	1.34			4.64	pCi/mL

GSA Eastern Groundwater 2014			Field Data										GSAEG OU Analyte List								
													Metals		Radionuclides			VOC			
													CADMIUM	LEAD	GROSS ALPHA	NONVOLATILE BETA	TRITIUM	1,1,1-TRICHLOROETHANE	1,1-DICHLOROETHANE	CARBON TETRACHLORIDE	TRICHLOROETHYLENE (TCE)
Station	Well Use	Aquifer Zone	day-month-year	pH	ft	uS/cm	mg/L	NTU	gal	degC		Unit	ug/L	ug/L	pCi/L	pCi/L	pCi/mL	ug/L	ug/L	ug/L	ug/L
								15				GWPS	5	15	15	50	20	200	2.4	5	5
CBS 1	Crouch Branch Seepline Piezometer Location	UAZ_UTRAU	07-May-2014	NS	175.75	NS	NS	NS	0	NS	D		NS	NS	NS	NS	NS	NS	NS	NS	NS
HHP 1D	HP52OU Monitoring Well	UAZ_UTRAU	07-May-2014	5.1	271.18	62	4	2	4	19.5	No Comments		NS	NS	<EQL (5.43)	[5]	1.81	<EQL (1)	<EQL (1)	<EQL (1)	<EQL (1)
HHP 2D	HP52OU Monitoring Well	UAZ_UTRAU	07-May-2014	5.2	273.5	132	5	2.3	4	19.4	No Comments		NS	NS	[4.62]	[5.38]	2.36	<EQL (1)	<EQL (1)	<EQL (1)	<EQL (1)
HR3 15DU	HRBOU Monitoring Well	UAZ_UTRAU	08-May-2014	4.7	249.24	114	0	1.4	13	20.4	No Comments		NS	NS	<EQL (4.67)	<EQL (9.36)	4.11	<EQL (1)	<EQL (1)	<EQL (1)	<EQL (1)
HR3 16DU	HRBOU Monitoring Well	UAZ_UTRAU	08-May-2014	4.6	247.3	298	0	1	9	19.6	No Comments		NS	NS	12.1	[5.8]	4.55	<EQL (1)	<EQL (1)	<EQL (1)	<EQL (1)
HAA 5D	Monitoring Well	UAZ_UTRAU	06-May-2014	4.6	277.77	89	0	4.6	4	22.8	No Comments		<EQL (1)	[0.695]	<EQL (4.05)	<EQL (8.91)	1.98	6.84	23.3	<EQL (1)	<EQL (1)
HAA 9AR	Monitoring Well	GAU	06-May-2014	6	172.45	50	17	2.4	24	23	No Comments		<EQL (1)	[0.663]	<EQL (3.97)	<EQL (8.33)	[0.527]	<EQL (1)	<EQL (1)	<EQL (1)	<EQL (1)
HAA 9D	Monitoring Well	UAZ_UTRAU	06-May-2014	5.1	264.67	42	5	0.5	9	22	No Comments		<EQL (1)	<EQL (5)	<EQL (5.39)	<EQL (8.74)	7.34	<EQL (1)	<EQL (1)	<EQL (1)	<EQL (1)
HAA 11A	Monitoring Well	GAU	06-May-2014	6.2	172.76	71	22	0.7	25	22.5	No Comments		<EQL (1)	125	<EQL (4.66)	[6.18]	<EQL (0.847)	<EQL (1)	<EQL (1)	<EQL (1)	<EQL (1)
HAA 11D	Monitoring Well	UAZ_UTRAU	06-May-2014	4.6	267.94	45	0	1	6	25.9	No Comments		[0.122]	5.73	[3.06]	<EQL (8.87)	9.2	<EQL (1)	<EQL (1)	<EQL (1)	<EQL (1)
HAA 12A	Monitoring Well	GAU	06-May-2014	11.3	172.04	3459	453	1.4	21	23.8	No Comments		<EQL (1)	[1.4]	[5.48]	17.9	5.86	<EQL (1)	<EQL (1)	<EQL (1)	<EQL (1)
HAA 12D	Monitoring Well	UAZ_UTRAU	06-May-2014	5	269.8	40	0	0.8	8	24.3	No Comments		<EQL (1)	[0.717]	<EQL (5.99)	<EQL (9.11)	11.7	<EQL (1)	<EQL (1)	<EQL (1)	<EQL (1)
HAA 13A	Monitoring Well	GAU	08-May-2014	11.4	174.33	5090	410	29.6	9	26.6	X, 2		<EQL (1)	[1.35]	[12.9]	31.2	<EQL (0.872)	<EQL (5)	<EQL (5)	<EQL (5)	<EQL (5)
HAA 13D	Monitoring Well	UAZ_UTRAU	08-May-2014	5	270.1	35	0	6.2	6	27.6	No Comments		<EQL (1)	[0.965]	<EQL (4.49)	<EQL (8.45)	11.1	<EQL (1)	<EQL (1)	<EQL (1)	<EQL (1)
HAA 14A	Monitoring Well	GAU	07-May-2014	5.7	174.34	43	12	0.9	34	22.5	No Comments		<EQL (1)	[0.674]	[3.6]	<EQL (9.92)	<EQL (0.839)	<EQL (1)	<EQL (1)	<EQL (1)	<EQL (1)
HAA 14D	Monitoring Well	UAZ_UTRAU	07-May-2014	4.4	270.59	36	0	1.1	8	24.5	No Comments		<EQL (1)	6.9	[3.18]	<EQL (9.22)	6.5	<EQL (1)	<EQL (1)	<EQL (1)	<EQL (1)
HAA 15A	Monitoring Well	GAU	07-May-2014	11.8	174.89	6940	1498	0.6	6	23.7	X		[0.13]	[87.2]	49.8	79.5	<EQL (4.11)	<EQL (1)	<EQL (1)	<EQL (1)	<EQL (1)
HAA 15D	Monitoring Well	UAZ_UTRAU	07-May-2014	4.5	271.52	46	0	0.2	6	22.8	No Comments		<EQL (1)	[1.47]	<EQL (3.89)	<EQL (8.64)	6.34	<EQL (1)	<EQL (1)	<EQL (1)	<EQL (1)
HAA016D	Monitoring Well	UAZ_UTRAU	06-May-2014	4.5	214.21	19	0	0.4	6	19.8	No Comments		NS	NS	NS	NS	6.41	NS	NS	NS	NS
HCB 2	Monitoring Well	UAZ_UTRAU	07-May-2014	4.8	272.3	123	0	0.5	43	18.2	No Comments		[0.365]	[1.06]	15.6	[7.76]	23.1	<EQL (1)	<EQL (1)	<EQL (1)	<EQL (1)
HGW 1D	Monitoring Well	UAZ_UTRAU	07-May-2014	4.4	246.2	53	0	2.9	26	23.1	No Comments		[0.177]	[0.75]	[8.63]	[6.05]	11.4	<EQL (1)	<EQL (1)	<EQL (1)	<EQL (1)
HGW 2D	Monitoring Well	UAZ_UTRAU	07-May-2014	4.8	233.98	44	0	0.5	10	20.5	No Comments		<EQL (1)	[1.4]	[3.23]	<EQL (8.93)	28.3	<EQL (1)	<EQL (1)	2.84	6.77
HGW 3A	Monitoring Well	GAU	07-May-2014	6.2	171.02	74	28	0.6	27	22	No Comments		<EQL (1)	31.9	<EQL (5.45)	<EQL (9.93)	<EQL (0.84)	<EQL (1)	<EQL (1)	<EQL (1)	<EQL (1)
HGW 3D	Monitoring Well	UAZ_UTRAU	07-May-2014	5.1	246.63	42	3	0.6	19	22.3	No Comments		<EQL (1)	184	[2.44]	<EQL (9.97)	5.88	<EQL (1)	<EQL (1)	<EQL (1)	5.69
HGW 4D	Monitoring Well	UAZ_UTRAU	08-May-2014	4.7	234.25	21	1	1.4	7	20	No Comments		<EQL (1)	[1.22]	<EQL (5.96)	<EQL (8.84)	3.14	<EQL (1)	<EQL (1)	<EQL (1)	[0.48]
HTF 12D	Monitoring Well	UAZ_UTRAU	06-May-2014	10.4	277.18	413	71	10.7	15	27.7	X		<EQL (1)	[0.577]	<EQL (5.3)	<EQL (9.22)	5.8	<EQL (1)	<EQL (1)	<EQL (1)	<EQL (1)
HTF 15D	Monitoring Well	UAZ_UTRAU	06-May-2014	7.1	274.67	126	54	3.2	18	28.6	No Comments		<EQL (1)	[4.91]	[2.41]	<EQL (9.33)	5.81	<EQL (1)	<EQL (1)	<EQL (1)	<EQL (1)
SBG 6	Monitoring Well	UAZ_UTRAU	08-May-2014	5	245.9	25	0	0.5	51	20	No Comments		<EQL (1)	8.5	<EQL (5.35)	<EQL (8.83)	4.64	<EQL (1)	<EQL (1)	<EQL (1)	<EQL (1)
HR8 11	WPOU Monitoring Well	UAZ_UTRAU	08-May-2014	4.1	245.8	34	0	0.8	50	21.5	No Comments		NS	NS	[4.92]	<EQL (10.1)	3.85	<EQL (1)	<EQL (1)	<EQL (1)	<EQL (1)
HSL 3D	WPOU Monitoring Well	UAZ_UTRAU	07-May-2014	5.1	251.12	28	3	14.2	21	22.3	No Comments		NS	NS	<EQL (5.69)	<EQL (9.57)	5.86	<EQL (1)	<EQL (1)	<EQL (1)	<EQL (1)
HSL004DR	WPOU Monitoring Well	UAZ_UTRAU	07-May-2014	4.8	258.93	38	0	1.8	7	20.1	No Comments		NS	NS	[4.73]	[4.98]	6	<EQL (1)	<EQL (1)	<EQL (1)	<EQL (1)

Explanation

##	EPA Functional Guideline Code of 'J' was applied to the result, indicating an estimated quantity.
<EQL(##)	Constituent was below detection. The sample-specific Estimated Quantitation Limit is in parentheses.
	Result exceeds applicable limit.
REJ	Result Rejected
	Result is less than the applicable limit and without EPA Functional Guideline qualifiers.
NS	Requested to be sampled but was not. See comments as to why not.
Blue Text	Not a required sample analysis.