

REGULATORY INFORMATION DISTRIBUTION SYSTEM (RIDS)


ACCESSION NBR: 8407190142 DOC. DATE: 84/07/16 NOTARIZED: NO DOCKET #
 FACIL: 50-400 Shearon Harris Nuclear Power Plant, Unit 1, Carolina 05000400
 AUTH. NAME AUTHOR AFFILIATION
 ZIMMERMAN, S.R. Carolina Power & Light Co.
 RECIP. NAME RECIPIENT AFFILIATION
 DENTON, H.R. Office of Nuclear Reactor Regulation, Director

SUBJECT: Forwards emergency planning public info brochure, in response to SER Open Item 12 re emergency preparedness. Addl info provided in SER Section 13.3.2.7.

DISTRIBUTION CODE: A0455 COPIES RECEIVED: LTR 1 ENCL 1 SIZE: 18
 TITLE: OR Submittal Emergency Prep Correspondence

NOTES:

RECIPIENT ID CODE/NAME	COPIES LTTR ENCL	RECIPIENT ID CODE/NAME	COPIES LTTR ENCL
NRR LB3 BC	1 1	NRR LB3 LA	1 0
BUCKLEY, B 01	1 1		
INTERNAL: IE/DEPER/EPB 06	2 2	IE/DEPER/IRB 12	1 1
NRR/DSI/AEB	1 1	NRR/DSI/RAB	1 1
<u>REG FILES</u> 04	1 1	RGN2	1 1
EXTERNAL: FEMA TECH HAZ	1 1	LPDR 03	1 1
NRC PDR 02	1 1	NSIC	1 1
NTIS 05	1 1		





Carolina Power & Light Company

JUL 16 1984

SERIAL: NLS-84-323

Mr. Harold R. Denton, Director
Office of Nuclear Reactor Regulation
United States Nuclear Regulatory Commission
Washington, DC 20555

SHEARON HARRIS NUCLEAR POWER PLANT
UNIT NO. 1 - DOCKET NO. 50-400
EMERGENCY PLANNING PUBLIC INFORMATION BROCHURE

Dear Mr. Denton:

In response to the Shearon Harris Nuclear Power Plant (SHNPP) Safety Evaluation Report (SER) Open Item No. 12 on Emergency Preparedness, Carolina Power & Light Company hereby submits the Emergency Planning Public Information Brochure for your review. Additional information regarding this specific portion of SER Open Item No. 12 can be found in SER Section 13.3.2.7 (Pages 13-38 and 39).

If you have any questions, please contact Mr. Gregg A. Sindors at (919) 836-8168.

Yours very truly,

S. R. Zimmerman
Manager

Nuclear Licensing Section

GAS/ccc (357GAS)

cc: Mr. B. C. Buckley (NRC)
Mr. G. F. Maxwell (NRC-SHNPP)
Mr. J. P. O'Reilly (NRC-RII)
Mr. G. E. Simonds (NRC-EPB)
Mr. Travis Payne (KUDZU)
Mr. Daniel F. Read (CHANGE/ELP)
Chapel Hill Public Library

Wake County Public Library
Mr. Wells Eddleman
Mr. John D. Runkle
Dr. Richard D. Wilson
Mr. G. O. Bright (ASLB)
Dr. J. H. Carpenter (ASLB)
Mr. J. L. Kelley (ASLB)

8407190142 840716
PDR ADOCK 05000400
F PDR

A045
11

1944

1. The first part of the report deals with the general situation of the country and the progress of the war. It mentions the fact that the country is still under the control of the enemy and that the war is still in progress. It also mentions the fact that the country is still under the control of the enemy and that the war is still in progress.

2. The second part of the report deals with the situation of the country and the progress of the war. It mentions the fact that the country is still under the control of the enemy and that the war is still in progress. It also mentions the fact that the country is still under the control of the enemy and that the war is still in progress.

SAFETY INFORMATION

for the Shearon Harris Nuclear Power Plant
Carolina Power and Light Company

This booklet tells you what to do if there is an emergency at the Harris plant. An emergency is **not** likely. Yet to be sure that you will be safe, state and local officials have made special plans to protect you.

This booklet is part of the safety plans for the Harris plant. These offices set up the plans:

- North Carolina Division of Emergency Management
- Chatham County Emergency Management Agency
- Sanford-Lee County Department of Emergency Management
- Wake County Emergency Management Agency
- Carolina Power and Light Company

Please read through this booklet now. Then keep a copy in a handy place at home. Be sure there is also a copy where you work. You can hang the booklet up and use the calendar inside. That way you will have the plans ready if you need them.

This booklet tells you what to do if there is an emergency at the Harris plant. An emergency is not likely. Yet to be sure that you will be safe, state and local officials have made special plans to protect you.

This booklet is part of the safety plans for the Harris plant. These offices set up the plans.

- North Carolina Division of Emergency Management
- Chatham County Emergency Management Agency
- Sanford-Lee County Department of Emergency Management
- Wake County Emergency Management Agency
- Carolina Power & Light Company

You might have questions about this booklet or want more copies of it. If so, please call or write one of these offices now.

Chatham County Emergency Management Agency
P. O. Box 428
Pittsboro, N. C. 27312
(Courier Box 322)

(919) 542-2911

Harnett County Emergency Management Agency
P. O. Box 6
Erwin, N. C. 28339

(919) 897-8130

Sanford-Lee County Dept. of Emergency Management
P. O. Box 1154
Sanford Municipal Building
225 Weatherspoon Street
Sanford, N. C. 27330
(Courier Box 331)

(919) 775-3941

Wake County Emergency Management Agency
Suite 921, County Office Building
P. O. Box 550
Raleigh, N. C. 27602

(919) 755-6245

N. C. Division of Emergency Management
116 West Jones Street
Raleigh, N. C. 27611

(919) 733-3867

Harris Visitors Center
Carolina Power & Light Company
P. O. Box 327
New Hill, N. C. 27562

(919) 362-8633

YOUR SAFETY IS Important To Us

The Shearon Harris Nuclear Power Plant near New Hill will start to produce power in 1985. Commercial operation will start in 1986. Carolina Power & Light Company has built the plant to be run safely. Like all nuclear plants, the Harris plant will be run under strict safety rules. These have been set and are watched by the Nuclear Regulatory Commission (NRC). This is the office which has been set up to be sure nuclear plants are safe.

The NRC says each plant must hold an emergency test each year. State and local agencies are tested at least once in two years. These tests check on emergency plans. They are graded by each of these groups.

- The Nuclear Regulatory Commission (NRC)
- The Federal Emergency Management Agency (FEMA)
- The State of North Carolina
- The Counties of Chatham, Harnett, Lee, and Wake
- Carolina Power & Light Company

Sirens are also tested often. (Look at page 10 to find out more about these tests.)

A serious emergency at the Harris plant is not likely for two reasons. First, it was planned and built with many safety systems. Second, both CP&L and government agencies watch as it operates.

No energy source can be free of all risk even though such steps have been taken to make it safe. That is why special safety plans like these have been made. They can help people who live near the plant to be safe if an emergency were ever to happen.

In case of an emergency, you need to know this booklet so you and your family can be safe. Please read it now. Talk about it with your family and your friends. If you know someone who cannot read or is blind, please read the booklet to them. Call or write now if you have questions. The next page lists phone numbers and addresses you can use.

A serious emergency that might be of danger to you would take place over a period of time. Remember that if you hear the sirens you can find out what to do if you tune in an EBS station. You can learn the news and find out if there is an emergency at the plant. To help you understand the broadcasts, the words used for emergencies are defined in the box below. Please read them.

Classes of Problems

Four classes of problems could occur at the plant. These classes are set by the NRC. They tell plant, county and state officials what they should do for each type of problem.

- **Unusual Event.** This is the least serious type of problem. It might lower the safety of the plant. State and county officials would be told.
- **Alert.** This means a more serious type of problem. It may lower plant safety more than an Unusual Event. State and county officials would be told.
- **Site Area Emergency.** This means something serious has happened at the plant and it could lead to worse problems. There could be some release of radioactive material very close to the plant, but this does not always happen. State and county officials would be told and would stand by. They might have to take action to protect people near the plant.
- **General Emergency.** This means something very serious has happened at the plant. There is a threat from radiation to the people near the plant. State and local officials would take action and tell people what to do for their safety. Officials would use EBS radio and TV stations to do this.

What Is Radiation?

Radiation is all around us in the world. It is in the air, in food and water. It is in our homes and in our bodies. This is background radiation. Man-made radiation is used by doctors and dentists in the form of X-rays and gamma rays.

How much radiation do you get in these ways? It is commonly measured in "millirems." Americans get from 100 to 200 millirems a year from background sources. Man-made sources add about 90 more. Here are some of the amounts you might get.

- Living for a year in a city like Denver that has a high altitude—about 180 millirems
- Taking a plane flight from coast to coast — about 3 millirems
- Watching color TV for one hour a day for a year — about 1 millirem
- Living for a year close to a nuclear power plant — less than 1 millirem

Can radiation be harmful? Yes, that's why public health experts say you should get as little as you can. That means you need to avoid the radiation that could come from a nuclear accident. The counties of Chatham, Harnett, Lee, and Wake, and the State of North Carolina have set up the plan in this booklet to protect you if that should happen.

Could a nuclear plant blow up? No. A nuclear plant is **not** like a bomb. It **cannot** explode.

How could you be exposed to radiation in an accident at the plant? Radioactive material could get into the air and water, causing a risk to your health if you live near the Harris plant. You could then be exposed to it in three ways.

- By radiation in the air and on the ground. Exposure will stop if you go to a place with no radiation.
- By radiation on hair, skin, and clothes. Exposure will stop if you wash the radiation off.
- From breathing or swallowing radioactive material. Exposure will stop when one of two things happens to the material:
 - it stops giving off radiation
 - your body eliminates it

How can you know how harmful the radiation will be to you? It depends on these things:

- The type you get
- The amount you get
- The length of time you are exposed
- The amount of your body that is exposed
- The amount of radioactive material you breathe or take into your body

The higher the level of radiation and the longer you are exposed to it, the greater the harm will be.

You are not safe to stay outside while air with radioactive material passes over you. Taking shelter is the safest thing you can do until the wind carries the radioactive material away.

When Will The Sirens Be Turned On?

Sirens were bought and put in place by CP&L to warn you if there is an emergency at the Harris plant. To be sure they can do this, they must be tested from time to time. That means a siren blast could be a warning, but may only be a test.

How can you tell when there is a warning and not just a test? The best way is to tune in an EBS radio or TV station. If there is an emergency, these stations will stop their regular programs. They will tell you what has happened and what to do. And remember, do not evacuate if you hear the sirens. The EBS stations will tell you if that should be done.

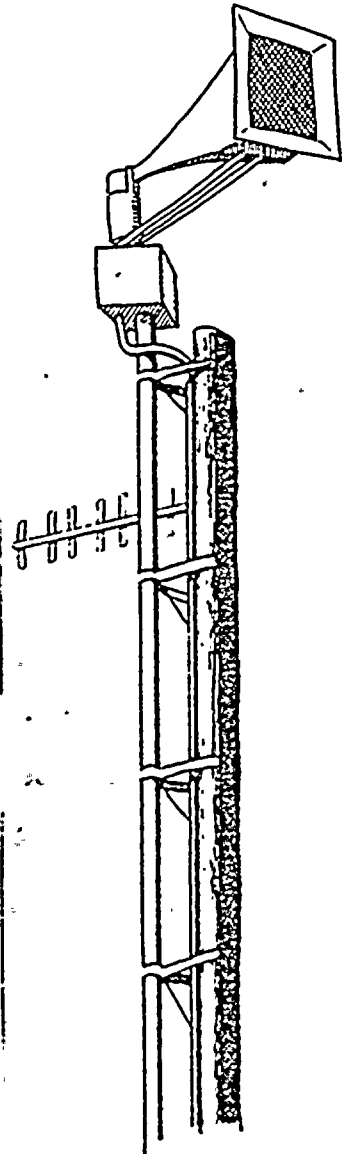
What will be different in a test? The EBS stations will not stop their regular programs. Tuning in an EBS station is always the best thing to do.

Is there any other way you can tell when there is just a test? Yes, because some tests will not sound the same as warnings. Here are the kinds of tests that will be made:

- **Silent Test.** A silent test will be made every two weeks. In this kind of test, a silent signal is sent to each siren. The sirens should make no noise in this test.
- **Quarterly "Growl" Test.** A "growl" test will be made every three months. In this kind of test, there will be a low sound for a few seconds at a time. Each siren will sound like it is "growling" when it is tested. The dates of these "growl" tests will be announced in the local news.
- **Full System Test.** A full system test will be made at least once a year. In this kind of test, all the sirens will be turned on at the same time. The sirens will stay on for as long as three minutes, just as they may in an emergency. The dates of these full system tests will be announced in the local news. But to be sure there is no emergency, tune in your EBS station.

Is there any other time the sirens might be turned on? Yes, they might be turned on in the emergency preparedness test each year at the plant. The dates of these tests will be announced in the local news.

Who controls the sirens? The State of North Carolina and the counties of Chatham, Harnett, Lee and Wake. Local emergency officials turn on the sirens for tests and will also turn them on if they need to warn you of danger.



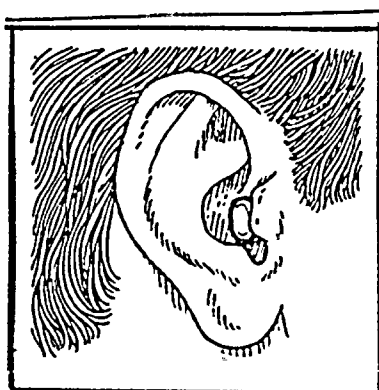
Where Will School Children Go In An Evacuation?

Chart of all schools in 10-mile radius of plant and the shelters to which they evacuate. To be provided later.


What About Those Who Need Special Help?




What if you need help to travel because of a handicap? Fill out the card below and send it in **now**. That way officials can make special plans to drive you. If you know someone else who needs help, be a good friend and fill out the card for them. **Be sure to send the card in now.**



What if you are deaf or hard of hearing and cannot hear the sirens? Fill out the card below and send it in **now**. Officials can then make plans to let you know of a problem some other way. Be a friend to someone else who cannot hear and fill out the card for them. **Be sure to send the card in now.**



What if you have no way to ride? You may have no car, cannot drive, or cannot ride with someone else. In that case, fill out the card below and send it in **now**. Officials can then make plans for special places to pick you up. These places will be broadcast on EBS stations. **Be sure to send the card in now.**



What if you have children in school? Officials will take them by bus to Evacuation Shelters more than 10 miles from the plant. **Do not go to the school to pick up your children.** Children in day care centers and in public, private and nursery schools will be evacuated by bus to Evacuation Shelters. Look at page 9 to find out where your children will be taken. You can pick them up there after you sign in at your own Evacuation Shelter.



What if you have someone in a hospital? Or a nursing home or rest home? **Do not go to pick them up.** Officials will care for these people. Persons who **do not** need medical care would be taken to Evacuation Shelters for their sub-zones. Persons who **do** need medical care would be taken to hospitals more than 10 miles from the plant. Patients at Southern Wake Hospital will be taken to Wake Memorial Hospital in Raleigh.

How Will You Know Where To Go To Be Safe ?

Sub-Zone	Description	Evacuation Route	Evacuation Shelter
		<i>To be provided later</i>	

How Will You Know If You Are In Danger?

map of 10-mile radius of plant, including
sub-zones and evacuation routes. To be
provided later.

Evacuate

What does it mean to **evacuate**? This means to move to a safe place more than 10 miles from the Harris plant. Do you need to **evacuate** as soon as you hear the sirens? No, some people may be told to evacuate, but not others.

How can you know if you need to **evacuate**? Your EBS station will tell you which sub-zones need to evacuate. If you have not yet turned to the map on page 6 and the chart on page 7, do so now. Figure out which sub-zone you live in and put the sub-zone number in the blank on page 1. Also, figure out your evacuation route and Evacuation Shelter. Put the route and Evacuation Shelter in the blanks on page 1.

What is the best way to travel in an evacuation? Use your own car, and take others if you can. Offer a ride to nearby friends and relatives who have no way to travel.

Should you get your children from school and take them to your Evacuation Shelter? No, if school is in session, your children will be taken by bus to an Evacuation Shelter. Do not try to pick up your children at school. This includes public, private and nursery schools. It also includes day care centers. You can pick children up at their Evacuation Shelter after you sign in at your own Evacuation Shelter. Look at the chart on page 9 to find out which Evacuation Shelter your children will go to. Put that information in the blank on page 1.

What is the best way to be sure your whole family knows what to do in an evacuation? Share the information about your sub-zone number, evacuation route, and Evacuation Shelter. You might be in different sub-zones at the time of an emergency. Plan ahead on a good place to meet that is more than 10 miles from the Harris plant. Be sure all members of your family know where that is.

What if you have a handicap, or have no way to travel? Read page 8 and send in the information card. You must send in this card ~~now~~ so plans can be made to help you if you need help.

Now, what if your sub-zone is told to evacuate? Follow these steps.

- Stay calm. You will have time to evacuate.
- Turn off all water faucets and lights.
- Turn off all appliances except refrigerators and freezers.
- Pack these things to take with you.
 - ☐ This booklet
 - ☐ 2 blankets or a sleeping bag for each person
 - ☐ 2 sets of clothes for each person
 - ☐ Toilet articles and bath towels
 - ☐ Needed medicines
 - ☐ Baby needs
 - ☐ Some means of identification, such as a driver's license
 - ☐ Car registration
 - ☐ Credit cards, checkbook, and cash
 - ☐ Flashlight and batteries
 - ☐ Portable radio and batteries

- Shelter livestock and pets. Leave them food and water for two days. Or you may take pets with you if you do not plan to stay at the Evacuation Shelter. You may want to stay at a motel or with friends or relatives.
- Lock all windows and doors.
- Close car windows and vents. Leave air conditioning and heaters off.
- Stay tuned to an EBS station as you drive.
- Follow your evacuation route to your Evacuation Shelter.
- Sign in at your Evacuation Shelter. That way family and friends will know you are safe. Also, you can get checked for radiation and treated if needed. After you sign in, you may stay at the Evacuation Shelter. Or, you may stay at some other place more than 10 miles from the Harris plant.
- Listen to EBS stations for news about the emergency. Federal, state and local officials will be checking radiation levels. They will use the EBS stations to tell you when it is safe to go home.
- Plan to be gone from home for several days. If the evacuation lasts longer than that, you may be allowed to go home to feed pets and livestock. Tell officials if you need to care for livestock more often than that, so that they can help you.

Turn to the next two pages, with the map and chart, if you have not yet done that. These pages tell you how to figure out the sub-zone where you live. They also tell you the route to take to get to your Evacuation Shelter. Be sure you have that information in the blanks on page 1. If you want more information about travel in an evacuation, turn to page 8.

What Could You Be Asked To Do?

If you hear the sirens, tune your radio or TV to an EBS station.

If there is an emergency at the Harris plant, the station ~~may~~ just give you news about it. Or the station ~~may~~ tell you to ~~take shelter~~ or evacuate for your safety.

Shelter


What does it mean to ~~take shelter~~? This means to stay in a building and keep out as much outside air as you can. The building could be your home, the place you work, or some other place. Taking shelter is the best thing to do if radioactive air is expected to pass over your area soon.

Do you need to ~~take shelter~~ as soon as you hear the sirens? No, some people who live near the plant may be told to take shelter, but not others. That depends on the wind and on how bad the emergency is.

How can you know if you need to ~~take shelter~~? Your EBS station will tell you which sub-zones on the map on page 6 need to take shelter. Turn to the map on page 6 and the chart on page 7 and figure out which sub-zone you live in. Then put that sub-zone number in the blank on page 1.

What if your sub-zone is told to take shelter? Follow these steps.

- Remember that children will be protected by school officials. This includes public, private, and nursery schools. It also includes day care centers.
- Shelter your livestock. Keep your pets inside.
- Go inside and stay there.
- Close all doors and windows.
- Turn off all fans, air conditioners, heaters, and furnace.
- Put out the fire in your fireplace with water. Close it to outside air.
- Close off any other ways outside air can get in.
- Go to a room or basement with few or no windows to avoid drafts. Take a portable radio with you if you can.
- Stay tuned to your EBS radio or TV station. You will get all news and information that way.
- Do not use the phone unless you need special help (such as in a medical emergency). Keep needed phone calls short. Phone lines must be free for emergency officials to use.
- Stay in until the EBS station tells you it is safe to go out. You might be asked to stay in for 3 or 4 hours.
- Put a cloth over your nose and mouth if you must go out. Stay out as short a time as you can.




What Stations Broadcast News About Emergencies ?

The TV and radio stations in the lists on this page broadcast safety instructions in an emergency. They are called EBS, or Emergency Broadcast System, stations.

If there is an emergency at the Harris plant, officials will turn on the sirens. **If you hear a siren sound for a long blast of 3 to 5 minutes, tune in one of these stations.** If there is an emergency, the station will tell you what to do. If there is just a test of the sirens, the station will go on with its regular programs. (To find out more about siren tests, turn to page 10.)

Look over the lists on this page. Choose a TV and a radio station you most often listen to. Put the information about them in the blanks on page 1 if you have not yet done it. That way you can be prepared for an emergency.

You can also prepare if you know ahead of time what the EBS station may ask you to do. Page 4 and page 5 give you that kind of information.



EBS RADIO STATIONS

Radio	Frequency	Location
-------	-----------	----------

Wake County

WAKS	1460-AM	Fuquay-Varina
WKBQ	1000-AM	Garner
WCPE*	89.7-FM	Raleigh
WKIX*	850-AM	Raleigh
WNC	88.1-FM	Raleigh
WLE	570-AM	Raleigh
WPJL*	1240-AM	Raleigh
WPTF*	680-AM	Raleigh
WQR*	94.7-FM	Raleigh
WRAL*	101.5-FM	Raleigh
WSHA*	88.9-FM	Raleigh
WYD*	96.1-FM	Raleigh
WETC	540-AM	Wendell

Harnett County

WCE	90.0-FM	Buies Creek
WQB	780-AM	Dunn
WIDO*	103.1-FM	Dunn

*24-hour stations

Radio	Frequency	Location
-------	-----------	----------

Lee County

VDCC	89.5-FM	Sanford
WSBL	1290-AM	Sanford
WFJA	105.5-FM	Sanford
WWGP	1050-AM	Sanford

Chatham County

WNCA	1570-AM	Siler City
------	---------	------------

Durham County

VDBS*	107.1-FM	Durham
VDGG*	105.1-FM	Durham
VDNC*	620-AM	Durham
VDUR*	1490-AM	Durham
WSRC	1410-AM	Durham
WTK*	1310-AM	Durham

Orange County

WOHL	1360-AM	Chapel Hill
WRBX	1530-AM	Chapel Hill

EBS TV STATIONS

WRAL-TV	Channel 5	Raleigh
WPTF-TV	Channel 28	Raleigh
WTVB-TV	Channel 11	Durham
WLFL-TV	Channel 22	Durham

- Do what your EBS station tells you to do. It could differ from what is in this booklet.
- Do not listen to rumors. Your EBS station will give you correct and up-to-date news.

If You Hear The Sirens — —

Sirens can mean many things. Fire trucks, police cars, ambulances, and others use them. But if you live as close as 10 miles from the Harris plant, sirens **can have** a special meaning. They **can mean** there is an emergency at the plant.

What will happen in an emergency? CP&L will call state and federal officials, and officials in Chatham, Harnett, Lee, and Wake counties. These local officials will sound the sirens. You will hear a long siren blast of 3 to 5 minutes.

How can you be sure you will hear the sirens? To help you hear them, officials have placed 62 of the sirens on tall poles. Emergency workers may also use sound trucks and bullhorns to be sure you are warned. They will even knock on doors if needed. Persons on Jordan Lake and Harris Lake, or in the nearby parks, will get another warning. Boats and aircraft will use sirens, red smoke, and flares to warn them.

What should be done when you hear the **sirens** or get one of the **other warnings**? **Turn on your radio or TV.** Tune to one of the EBS (Emergency Broadcast System) stations on page 3. To make this easy, choose a TV station and a radio station you usually listen to. Put this information in the blanks on page 1 if you have not yet done so. That way you will be prepared for an emergency.

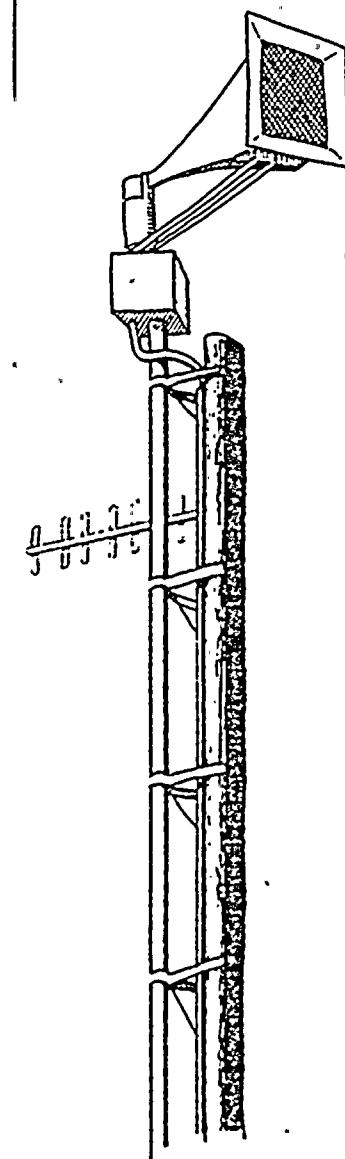
Why not evacuate — leave your home or the place you work — as soon as you hear the sirens? Because the sirens may only mean a test, not an emergency. Your EBS station will tell you if there is an emergency. If just a test, the station will go on with regular programs. (For more information about siren tests, turn to page 10.)

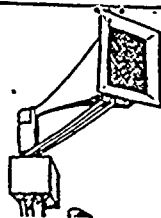
But why not evacuate just to be safe? Because that may not be the safest thing. Your EBS station will tell you what is best. Pages 4 and 5 describe what you may be asked to do.

Why not call someone to find out what to do? Because the phone lines will be needed for official calls. Please do not use your phone unless you need special help.


What if you are deaf or hard of hearing? Officials will see that you are warned. But to do this, they must know that you need a special warning. Please fill out the card on page 8 and send it in **now**. Make sure your friends who cannot hear fill out a card too.

Be sure you and your family know what to do in an emergency. Read through this booklet. Fill in the blanks in the box on page 1. Look at the information about TV and radio stations on the next page. It can help you start to fill in the blanks.






If There Is A Nuclear Accident — Sirens Will Sound For 3 to 5 Minutes When This Happens —




•Do not evacuate.

- Tune your radio or TV to an EBS station.
 - Look at page 3 for the EBS stations you often listen to.
 - Write information for these stations in the blanks on this page.



•Stay tuned for news.

- If there is an emergency your EBS station will tell you what to do.
- If there is only a test, your EBS station will continue its regular programs.



•Listen to find out if your sub-zone must take shelter.

- Look at page 7 to find the number of your sub-zone.
- Write it in the blank on this page.

•Do this if you must take shelter.

- Remember that children will be protected by school officials. Do not go to the school.
- Shelter pets and livestock.
- Go inside and stay there.
- Close all doors and windows.
- Turn off fans, air conditioners, furnace and heaters.
- Put out fires in wood stoves and fireplaces.
- Go to a room or basement with few or no windows to avoid drafts.
- Do not use the phone.
- Do not go out unless you have to.
- Place a cloth over your nose and mouth if you must go out.

•Stay inside until your EBS station says it is safe to go outside. Taking shelter is the best thing to do if radioactive air is expected to pass over your area soon. Look at page 4 for more information.

Please read through the rest of this booklet.



•Listen to find out if your sub-zone must evacuate.

- Look at page 7 to check the number of your sub-zone.
- Check it in the blank on this page.

•Do this if you must evacuate.

- Remember that officials will take school children by bus to Evacuation Shelters. Do not go to the school.
- Shelter livestock and pets. Leave them food and water for 2 days. Or you may take pets with you if you do not plan to stay at the Evacuation Shelter.
- Lock windows and doors.

•Take these things with you.

- This booklet
- 2 blankets or a sleeping bag for each person
- 2 sets of clothes
- Toilet articles and medicines
- Some identification
- Credit cards and checkbook
- Baby needs

•Do not use the phone unless you need special help.

•Close car windows and vents.

•Follow your evacuation route to your Evacuation Shelter.

- Look at page 3 to get this information.

- Write it in the blanks on this page.

•Sign in at your Evacuation Shelter. You may then stay somewhere else more than 10 miles from the plant if you wish. Look at page 5 for more information.

Fill in these blanks so you will be ready for an emergency.

1. My EBS stations (look at page 3):

_____ TV channel _____ Radio frequency

2. My sub-zone on the map (look at page 6): _____

3. My evacuation route (look at page 7): _____

4. My Evacuation Shelter (look at page 7): _____

5. My children can be picked up at (look at page 9): _____

If you need help during an evacuation call the number for your county.

Chatham County _____ Lee County _____
Harnett County _____ Wake County _____

1985 CALENDAR

picture of Harris Lake

JANUARY

If you hear a 3 to 5 minute siren, turn on your radio or TV to an EBS station.
Emergency information for the Harris plant is in the front of this calendar.

Space for address

