

ATTACHMENT TO

L-95-268

TURKEY POINT UNIT 4 STEAM GENERATOR INSPECTION REPORT

9510110128 951006  
PDR ADCK 05000251  
Q PDR





7-11-68



FORM NIS-BB OWNERS' DATA REPORT FOR EDDY CURRENT EXAMINATION RESULTS

As required by the provisions of the ASME CODE RULES

EDDY CURRENT EXAMINATION RESULTS

PLANT : Turkey Point Unit 4

EXAMINATION DATES: OCTOBER 14, 1994 thru OCTOBER 17, 1994

STEAM GENERATOR	TOTAL TUBES INSPECTED	TOTAL TUBES		TUBES PLUGGED AS PREVENTIVE MAINTENANCE	TUBES PLUGGED THIS OUTAGE	TOTAL PLUGGED TUBES IN S/G
		20% - 39%	40% - 100%			
4E210A	3198	4	NONE	NONE	NONE	16
4E210B	3206	6	NONE	NONE	NONE	8
4E210C	3205	10	NONE	NONE	NONE	9

LOCATION OF INDICATIONS

(20% - 100%)

STEAM GENERATOR	AVB BARS	SUPPORT LOCATIONS 1 THROUGH 6		TOP OF TUBE SHEET TO #1 SUPPORT		TOTAL INDICATIONS	
		COLD LEG	HOT LEG	COLD LEG	HOT LEG	20% - 39%	40% TO 100%
4E210A	NONE	3	1	NONE	1	5	NONE
4E210B	NONE	2	2	NONE	2	6	NONE
4E210C	2	8	3	NONE	NONE	13	NONE

Remarks:

CERTIFICATION OF RECORD

We certify that the statements in this report are correct and the tubes inspected were tested in accordance with the requirements of Section XI of the ASME Code.

Florida Power & Light Co.

DATE: 11/23/94

PREPARED BY: A. Montalbano R.  
S/G EDDY CURRENT COORDINATOR


DATE: 11/23/94

REVIEWED BY: J.P. O'Leary  
INSPECTIONS SUPERVISOR

DATE: 11/23/94

APPROVED BY: K.R. Craig  
S/G PROGRAM MANAGER







CUMULATIVE DISTRIBUTION SUMMARY  
TURKEY POINT UNIT # 4  
10/94

COMPONENT : S/G A

Page : 1 of 1  
Date : 11/22/94  
Time : 0800

Examination Dates : 10/14/94 thru 10/17/94

Total Number of Tubes Inspected .....: 3198

Total Indications


Between 20% and 39% .....	5
Greater than or equal to 40% ....	0

Total Tubes Plugged as Preventive Maint :	0
Total Tubes Plugged .....	0

Location Of Indications 20% to 100%

Hot Leg		Cold Leg	
TSH -.5 to 01H -2.1 :	1	TSC -.5 to 01C -2.1 :	0
01H -2.0 to 06H +2.0 :	1	01C -2.0 to 06C +2.0 :	3
06H +2.1 to AV1 -3.1 :	0	06C +2.1 to AV4 -3.1 :	0
AV1 -3.0 to AV4 -3.0 :	0		







# CUMULATIVE EXAMINATION REPORT

PTN-4

OUTAGE : 10/94

COMPONENT : S/G A

DESCRIPTION : 20% TO 100% INDICATIONS

Page : 1 of 1

Date : 11/29/94

Time : 0800

Extent						10/94							N/A						
Row	Col	Leg	Req	Tst/Note	Reel	Probe	Location	Volts	Deg	Ch	%	Diff	Location	Volts	Deg	Ch	%	Diff	
28	14	C	TEC	TEH	AC004-02	A-720-M/ULC	01H 43.1	1.6	144	1	31								
		C	TEC	TEH	AC004-02	A-720-M/ULC	02C 2.6	.8	149	1	27								
44	36	H	TEC	TEC	AH012-04	A-720-M/ULC	TSH .7	1.1	151	1	31								
14	82	H	TEC	TEC	PS AH004-01	A-720-M/ULC	04C 9.4	1.2	156	1	25								
2	90	C	06C	06C	SC AC012-04	A-720-M/ULC	02C 44.8	.4	140	1	37								

Number of RECORDS Selected from Current Outage : 5

Number of TUBES Selected from Current Outage : 4







CUMULATIVE DISTRIBUTION SUMMARY  
TURKEY POINT UNIT # 4  
10/94

COMPONENT : S/G B

Page : 1 of 1  
Date : 11/22/94  
Time : 0800

Examination Dates : 10/14/94 thru 10/17/94

Total Number of Tubes Inspected .....: 3206

Total Indications

Between 20% and 39% .....: 6  
Greater than or equal to 40% ....: 0

Total Tubes Plugged as Preventive Maint : 0  
Total Tubes Plugged .....: 0

Location Of Indications 20% to 100%

Hot Leg		Cold Leg	
TSH -.5 to 01H -2.1 :	2	TSC -.5 to 01C -2.1 :	0
01H -2.0 to 06H +2.0 :	2	01C -2.0 to 06C +2.0 :	2
06H +2.1 to AV1 -3.1 :	0	06C +2.1 to AV4 -3.1 :	0
AV1 -3.0 to AV4 -3.0 :	0		





3



# CUMULATIVE EXAMINATION REPORT

PTN-4

OUTAGE : 10/94

COMPONENT : S/G-B

DESCRIPTION : 20% TO 100% INDICATIONS

Page : 1 of 1

Date : 11/22/94


Time : 0800

										10/94				N/A				
		Extent																
Row	Col	Leg	Req	Tst/Note	Reel	Probe	Location		Volts	Deg	Ch	%	Diff	Location	Volts	Deg	Ch	%
3	24	C	06C	06C	SS	BC011	A-720-H/ULC	03C	25.6	1.0	154	1	27					
22	48	H	TEC	TEC	RC	BH022	A-720-H/ULC	TSH	6.1	.6	150	1	34					
42	48	H	TEC	TEC	SC	BH010	A-720-H/ULC	06C	.0	.5	120	P 1	29					
37	69	H	TEC	TEC	PS	BH028	A-720-H/ULC	TSH	21.6	.6	155	1	29					
13	75	H	TEC	TEC	PS	BH003	A-720-H/ULC	01H	48.2	1.1	146	1	39					
14	82	H	TEC	TEC	PS	BH004	A-720-H/ULC	02H	15.7	1.1	154	1	32					

Number of RECORDS Selected from Current Outage : 6

Number of TUBES Selected from Current Outage : 6







CUMULATIVE DISTRIBUTION SUMMARY  
TURKEY POINT UNIT # 4  
10/94

COMPONENT : S/G C

Page : 1 of 1  
Date : 11/22/94  
Time : 0800

Examination Dates : 10/14/94 thru 10/17/94

Total Number of Tubes Inspected ..... 3205

Total Indications

Between 20% and 39% .....	13
Greater than or equal to 40% ....	0

Total Tubes Plugged as Preventive Maint :	0
Total Tubes Plugged .....	0

Location Of Indications 20% to 100%

Hot Leg		Cold Leg	
TSH -.5 to 01H -2.1 :	0	TSC -.5 to 01C -2.1 :	0
01H -2.0 to 06H +2.0 :	3	01C -2.0 to 06C +2.0 :	8
06H +2.1 to AV1 -3.1 :	1	06C +2.1 to AV4 -3.1 :	0
AV1 -3.0 to AV4 -3.0 :	1		







# CUMULATIVE EXAMINATION REPORT

PTN-4

OUTAGE : 10/94

COMPONENT : S/G C

DESCRIPTION : 20% TO 100% INDICATIONS

Page : 1 of 1

Date : 11/22/94

Time : 0800



