



FLORIDA POWER & LIGHT COMPANY

ESP Incident

ENCLOSURE 1

INTER-OFFICE CORRESPONDENCE

TO K. N. Harris

LOCATION Turkey Point Plant
DATE October 7, 1983

FROM H. E. Yaeger

COPIES TO J. W. Williams
J. K. Hays
D. W. Haase
✓ R. Vogt-Lowell

SUBJECT: MANAGEMENT ACTION - #4
CONTAINMENT SPRAY VALVE
MISALIGNMENT - PTP

This memo is to inform you of the status of several items discussed in the Management meeting at the site with Mr. J. W. Williams on Wednesday, October 5, 1983 regarding the above subject.

1. T. A. Finn, Operations Supervisor, commenced his ~~individual shift~~ meetings at 12:30PM ~~on Wednesday 10/5/83~~ to discuss the subject occurrence. The shift meetings were completed at 9:30AM on Friday 10/7/83 except for the individuals on vacation, sick or long week-end off days. The occurrence will be discussed with these individuals upon their return to work.
2. On Thursday 10/6/83, I assigned R. E. Garrett - Security Supervisor the responsibility to ~~procure manufactured signs to mark each and every door in the 23-4 Auxiliary building on an expedited basis.~~ T. D. Reese - NWE was assigned to assist R. E. Garrett with the proper nomenclature on the signs. The signs will be 3/16" thick white plastic with black 1" block lettering, 6" high and 12" long. The vendor will have all 81 signs completed by Friday 10/14/83. ~~Installation of the signs will begin on Tuesday 10/11/83 as the vendor completes a batch of 20 signs each day until completed.~~ Attached is a copy of the room signs.
3. Attached is a copy of the ~~Report of Discipline~~ given to ~~██████████~~ Nuclear Operator, due to his inadvertent actions closing valves #4-891A-B.
4. The revised administrative procedure #0103.5 - "Administrative Control of Valves, Locks and Switches" will be issued along with the new locks (approximately 200) the week of 10/9/83. ~~On 10/7/83, an additional 25 locks & cores only of a different series were ordered from the vendor which will enable us to have different locks for the two units.~~ By having different series lock cores for the two units, it should prevent the re-occurrence of an individual closing valves on the wrong unit unless he also got the wrong key and cannot read the 6" X 12" sign that will be on each entrance door. ~~The 25 cores only of a different series will be delivered by the vendor in 1-2 weeks and can be changed out in one day.~~

8402170212 831128
PDR FOIA
SHOLLY83-615 PDR

1. The first part of the document is a list of names and addresses, which appears to be a directory or a list of contacts. The names are written in a cursive script, and the addresses are listed below them.

2. The second part of the document is a list of names and addresses, which appears to be a directory or a list of contacts. The names are written in a cursive script, and the addresses are listed below them.

3. The third part of the document is a list of names and addresses, which appears to be a directory or a list of contacts. The names are written in a cursive script, and the addresses are listed below them.

4. The fourth part of the document is a list of names and addresses, which appears to be a directory or a list of contacts. The names are written in a cursive script, and the addresses are listed below them.

5. The fifth part of the document is a list of names and addresses, which appears to be a directory or a list of contacts. The names are written in a cursive script, and the addresses are listed below them.

6. The sixth part of the document is a list of names and addresses, which appears to be a directory or a list of contacts. The names are written in a cursive script, and the addresses are listed below them.

7. The seventh part of the document is a list of names and addresses, which appears to be a directory or a list of contacts. The names are written in a cursive script, and the addresses are listed below them.


8. The eighth part of the document is a list of names and addresses, which appears to be a directory or a list of contacts. The names are written in a cursive script, and the addresses are listed below them.

9. The ninth part of the document is a list of names and addresses, which appears to be a directory or a list of contacts. The names are written in a cursive script, and the addresses are listed below them.

10. The tenth part of the document is a list of names and addresses, which appears to be a directory or a list of contacts. The names are written in a cursive script, and the addresses are listed below them.


5. On Thursday 10/6/83, I met with J. E. Vessely - Director of QA and M. J. Chrisler - QA Operations Supervisor to discuss the independent QA assessment of the valve misalignment. M. J. Chrisler and R. J. Spooner are the two principle individuals for this evolution.

I will keep you updated as the status progresses and should you have any questions, please call me.



H. E. Yaeger
Site Manager

HEY:ck



#3 Charging Pump

#4 Charging Pumps

Boric Acid Tank (2 ea.)

#3 Pipe and Valve

#4 Pipe and Valve

#3 Containment Spray Pumps

#4 Containment Spray Pumps

#3 Sample

#4 Sample

#3 Boric Acid Evaporator

#4 Boric Acid Evaporator

#3 Gas Stripper

#4 Gas Stripper

Concentrates Holding Tank

#3 RHR Pump & Heat Exchanger

#4 RHR Pump & Heat Exchanger

Post Accident Sample System

Monitor Tank

#3 Safety Injection Pumps (2 ea.)

#4 Safety Injection Pumps (2 ea.)

#3 RHR Heat Exchangers

#4 RHR Heat Exchangers

#3A RHR Pump Room

#3B RHR Pump Room

#4A RHR Pump Room

#4B RHR Pump Room

Waste Hold-Up Tank

A Waste Gas Compressor

B Waste Gas Compressor

A-CVCS Hold-Up Tanks

B CVCS Hold-Up Tanks

C CVCS Hold-Up Tanks

#3 Spent Fuel Pit (4 ea.)

#4 Spent Fuel Pit (4 ea.)

#3 SFP Pump & Heat Exchanger

#4 SFP Pump & Heat Exchanger

#3 New Fuel Storage

#4 New Fuel Storage

#3 Cask Wash Area

#4 Cask Wash Area

#3 Component Cooling Water Pumps & Heat Exchangers

#4 Component Cooling Water Pumps & Heat Exchangers

#3 Non-Regenerative Heat Exchanger

#4 Non-Regenerative Heat Exchanger

Laundry Room (2 ea.)

Base & Cation

#3 Demineralizers

#4 Demineralizers

#3 Seal Water Filters

#4 Seal Water Filters

#3 RCS Filters

#4 RCS Filters

#3 Charging Filters


#4 Charging Filters

Fan Room

Hot Machine Shop

#3 Electrical Penetration Room, South

#3 Electrical Penetration Room, West



#4 Electrical Penetration Room, North

#4 Electrical Penetration Room, West

Nuclear Chemistry Hot Lab

Nuclear Chemistry Cold Lab

Gas Decay Tanks

#3 Volume Control Tank

#4 Volume Control Tank

#3B MCC


#4B MCC


#3 MG Sets

#4 MG Sets

#3 Seal Water Heat Exchanger

#4 Seal Water Heat Exchanger






247-6716
INVOICE N° 816

S O L D T O	F.P.L. Turkey Point		CONTACT:	PHONE: 238-339	
	(NAME)		MR. R. E. GARRET	245-2910	
	FLA. City FLA.		INVOICE DATE:	DUE DATE:	
	(CITY) (STATE) (ZIP)		10/7/83	10/14/83	
DELIVERY DATE		SALESMAN	TERMS: 50% DOWN, BALANCE C.O.D.		DEPOSIT
10/14/83		JOE NATAL			BALANCE DUE
					\$1796.55

81 - 6" x 12" x 3/16" White Plexiglas Signs
Copy Color: All Black
All Copy not to be less than 1"
Drill Holes on 4 CORNERS (1/8" Hole)
COPY Attached

QUANTITY	DESCRIPTION	PRICE	AMOUNT
81	6" x 12" x 3/16" White Plexiglass One Side Signs @		1711.00
SUB-TOTAL			1711.00
TAX			85.55
TOTAL AMOUNT			\$1796.55
DEPOSIT			
BALANCE DUE ON DELIVERY			\$1796.55

PLEASE READ CAREFULLY DESIGN WILL BE BASED ON ABOVE INFORMATION. ALL CUTS AND SALES SUBJECT TO FACTORY APPROVAL.	AUTHORIZED BY (Please Keep Gold Copy As Reference)	
	* Roy E. Garret	DATE 10/7/83
ACCEPTED BY	RECEIVED BY	DATE





FLORIDA POWER & LIGHT COMPANY

INTER-OFFICE CORRESPONDENCE

TO H. E. Yaeger

LOCATION Turkey Point Plant
DATE October 10, 1983

FROM R. E. Garrett

COPIES TO File

SUBJECT: IDENTIFICATION SIGNS FOR
REACTOR AUXILIARY BLDG.

In an effort to clearly identify all areas of the (RAB) Reactor Auxiliary Building, it is necessary to procure nine (9) additional signs at a cost of \$198.45.

Radio-active Pipeway

#3 Seal Water Heat Exchanger Valve Area

#4 Seal Water Heat Exchanger Valve Area

#3 Non-Regen. Heat Exchanger Valve Area

#4 Non-Regen. Heat Exchanger Valve Area

#3 MG Set

#4 MG Set


.. #3 RHR Pump and Heat Exchanger

#4 RHR Pump and Heat Exchanger

The last four (4) listed signs are duplicates from the original listing, as these areas have multiple entrances.


R. E. Garrett
Plt Security Spv-N

REG:ca



DATE: October 13, 1983

SUBJECT: Independent Verification

Independent verification is a tool that provides the Operations Department with a double check ensuring systems are properly aligned. Verification that systems and components are properly aligned protects personnel and equipment. The following items will ensure proper alignment of plant systems:

- 1) All safety related system component manipulation shall be independently verified whether on a clearance or by procedure.
- 2) All valve and breaker manipulations should be independently verified.
- 3) The existing requirements in AP 0103.4, In-Plant Equipment Clearance Orders, have not changed.
 - 3.1 Procedure steps requiring components to be repositioned and tagged will be performed with the clearance in hand. This is a requirement of the procedure.
 - 3.2 The added requirement is procedure steps requiring lineup changes for safety related systems will be independently verified and documented on the procedure.
 - 3.3 For valve and breaker manipulations that produce a system parameter change: The correct system parameter change is satisfactory verification of correct positioning (closing pump breakers, opening feedwater isolation valves, opening PORVs, etc.).

The time requirements to perform specific evolutions will be lengthened. This is outweighed by the necessity to have correct system lineups for safe operations.

Signed: _____

(Signature)
Operations Supervisor-Nuclear

Reviewed by:

SHIFT:	1	2	3	4	5	6	7
Plant Supervisor-N							
Watch Engineer-N							
Plant Manager-N							
Opns. Superintendent-N							

FRIDAY 10-7-83

1. THE H-891A3 VALVE INCIDENT HAS BROUGHT TO LIFE A PROBLEM AREA CONCERNING CLEARANCES. THE INITIALS JPM WERE IN A FEW "POSITIONED & TAGGED BLOCKS" AND WERE NOT RECOGNIZED AS BEING AN OPERATOR'S INITIALS. IT TURNS OUT THAT A ILO FILED OUT THE BLOCKS VICE THE OPERATOR WHO PERFORMED THE STEPS. THE OPERATOR PERFORMING THE STEPS MUST INITIAL THE CLEARANCE, REFER TO AP 0103.4 IN PLANT EQUIP. CLEARANCE ORDERS, STEP 8.2.11.6

NO ONE WOULD THINK OF INITIAL^{ING} OR SIGNING A DISPATCHER'S CLEARANCE FOR SOMEONE ELSE. THE INPLANT CLEARANCES ARE JUST AS SACRED

2. REVIEW THE INFO COPIES OF AP 0103.5 "ADMINISTRATIVE CONTROL OF VALVES, LOCKS & SWITCHES. THE NEW SERIES LOCKS WILL BE PLACED ON REQUIRED VALVES STARTING SATURDAY 10-8-83. P.A.O.T - 2 N.O.'s & 2 N.T.O.'s TO HANDLE THE LOCKS (DAYSHIFT). THE CONTROLLED DOCUMENT WILL BE ISSUED MONDAY 10-10-83. I'LL BE IN TOMORROW TO START THIS OFF AND GIVE FURTHER INSTRUCTIONS

3. THE CLEARANCE HAS BEEN APPROVED FOR #4 TURBINE VALVE TEST. 11⁰⁰ P, SUNDAY 10-9-83 TO 6⁰⁰ P MONDAY 10-10-83

4. #3 CORE OFF-LOAD IS SLIPPING, POSSIBLY THURS. 10/12/83

HAVE A GOOD ONE!!

