

ATTACHMENT TO AEP:NRC:1077U

CORE OPERATING LIMITS REPORT

9712010044 971124
PDR ADOCK 05000316
P PDR

DONALD C. COOK NUCLEAR PLANT UNIT 2 CYCLE 12
CORE OPERATING LIMITS REPORT (COLR)

November 1997

1.0 CORE OPERATING LIMITS REPORT

This Core Operating Limits Report for the Donald C. Cook Nuclear Plant Unit 2 Cycle 12 has been prepared in accordance with the requirements of Technical Specification 6.9.1.9.

The Technical Specifications affected by this report are listed below:

3/4.1.1.4	Moderator Temperature Coefficient
3/4.1.3.1	Movable Control Assemblies Group Height
3/4.1.3.4	Rod Drop Time
3/4.1.3.5	Shutdown Rod Insertion Limit
3/4.1.3.6	Control Rod Insertion Limits
3/4.2.1	Axial Flux Difference (AFD)
3/4.2.2	Heat Flux Hot Channel Factor - $F_Q(Z)$
3/4.2.3	Nuclear Enthalpy Hot Channel Factor - $F_{N\Delta H}$
3/4.2.6	Allowable Power Level (APL)

2.0 Operating Limits

The cycle-specific parameter limits for the specifications listed in Section 1.0 are presented in the following subsections. These limits have been developed using the NRC-approved methodologies specified in Technical Specification 6.9.1.9.

2.1 Moderator Temperature Coefficient (Specification 3/4.1.1.4)

2.1.1 The Moderator Temperature Coefficient (MTC) limits are:

The MTC shall be less positive than or equal to the value given in Figure 1.

The EOL/ARO/RTP-MTC shall be less negative than or equal to $-4.37\text{E-}4 \Delta\text{k/k/}^{\circ}\text{F}$.

This limit is based on a T_{avg} program with HFP vessel T_{avg} of 572.5°F to 576.5°F

where: ARO stands for All Rods Out

BOL stands for Beginning of Cycle Life

EOL stands for End of Cycle Life

RTP stands for Rated Thermal Power

HFP stands for Hot Full Thermal Power

2.1.2 The MTC Surveillance limit is:

The 300 ppm/ARO/RTP-MTC should be less negative than or equal to $-3.57\text{E-}4 \Delta\text{k/k/}^{\circ}\text{F}$ at a HFP vessel T_{avg} of 572.5°F to 576.5°F .

2.2 Rod Drop Time Drop Height (Specification 3/4.1.3.4)

2.2.1 All rods shall be dropped from 225 steps.

2.3 Shutdown Rod Insertion Limit (Specification 3/4.1.3.5)

2.3.1 The shutdown rods shall be withdrawn to at least 225 steps.

2.4 Control Rod Insertion Limits (Specifications 3/4.1.3.6 and 3/4.1.3.1)

2.4.1 The control rod banks shall be limited in physical insertion as shown in Figure 2.

2.4.2 Successive Control Banks shall overlap by 97 steps. The sequence for Control Bank withdrawal shall be Control Bank A, Control Bank B, Control Bank C, and Control Bank D.

2.5 Axial Flux Difference (Specification 3/4.2.1)

2.5.1 The Allowable Operation Limits are provided in Figure 3.

2.5.2 The AXIAL FLUX DIFFERENCE (AFD) target band during base load operations is +3%, -3% (not applicable for this cycle).

2.5.3 The AFD target band is +5%, -5% for a cycle average accumulated burnup ≥ 0.0 MWD/MTU.

2.6 Heat Flux Hot Channel Factor - $F_Q(Z)$ (Specification 3.2.2)

$$F_Q(Z) \leq \frac{CF_Q}{P} * K(Z) \quad \text{for } P > 0.5$$

$$F_Q(Z) \leq 2 * CF_Q * K(Z) \quad \text{for } P \leq 0.5$$

$$\text{where: } P = \frac{\text{THERMAL POWER}}{\text{RATED THERMAL POWER}}$$

2.6.1 $CF_Q = 2.335$

2.6.2 $K(Z)$ is provided in Figure 4

2.7 Nuclear Enthalpy Rise Hot Channel Factor - $F_{\Delta H}^N$ (Specification 3/4.2.3)

$$F_{\Delta H}^N \leq CF_{\Delta H} * (1 + PF_{\Delta H} * (1 - P))$$

$$\text{where: } P = \frac{\text{THERMAL POWER}}{\text{RATED THERMAL POWER}}$$

2.7.1 $CF_{\Delta H} = 1.56$

2.7.2 $PF_{\Delta H} = 0.3$

2.8 Allowable Power Level - APL (Specification 3.2.6)

$$\text{APL} = \min \text{ over } Z \text{ for } \frac{CF_Q * K(Z)}{F_Q(Z) * V(Z) * F_P}$$

2.8.1 V(Z) is provided in Table 1 for $\pm 5\%$ AFD target band

2.8.2 CF_Q and K(Z) are provided in COLR Sections 2.6.1 and 2.6.2, respectively

2.8.3 The following table shows F_p values which correspond to F_Q margin decreases that are greater than 2% per 31 Effective Full Power Days (EFPD). These values shall be used to adjust APL as per Surveillance Requirement 4.2.6.2. A 1.02 penalty factor shall be used at all cycle burnups that are outside this range.

<u>Cycle Burnup (MWD/MTU)</u>	<u>F_p Penalty Multiplier</u>
0	1.0340
150	1.0340
311	1.0418
472	1.0483
633	1.0535
795	1.0527
956	1.0515
1117	1.0499
1278	1.0476
1439	1.0446
1600	1.0411
1761	1.0369
1922	1.0322
2084	1.0272
2245	1.0221
2406	1.0200

The burnup range only covers where F_p exceeds 1.02. Linear interpolation is adequate for intermediate cycle burnups.

FIGURE 1
MODERATOR TEMPERATURE COEFFICIENT (MTC)

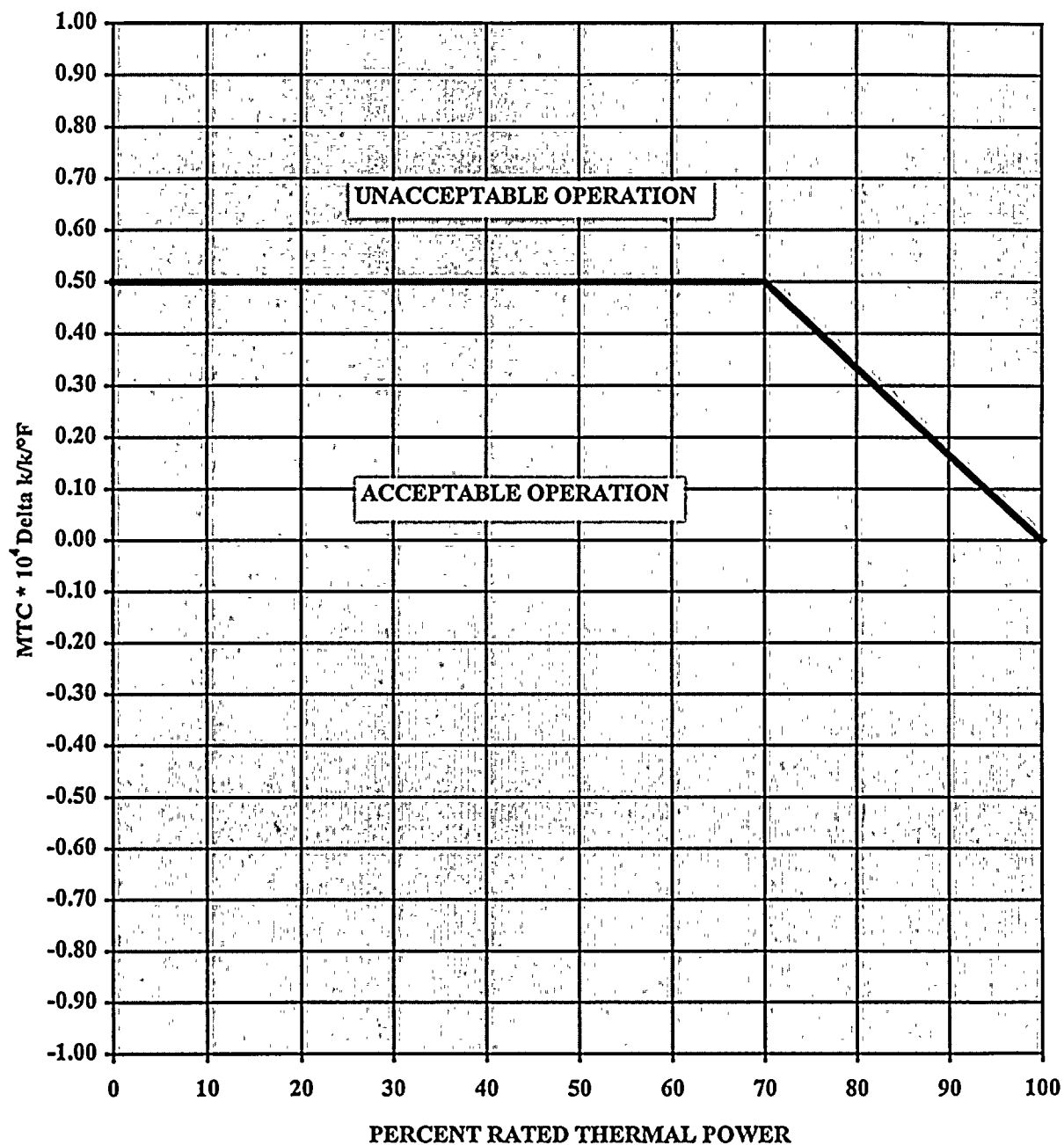


FIGURE 2
ROD BANK INSERTION LIMITS VERSUS THERMAL POWER FOUR-LOOP OPERATION

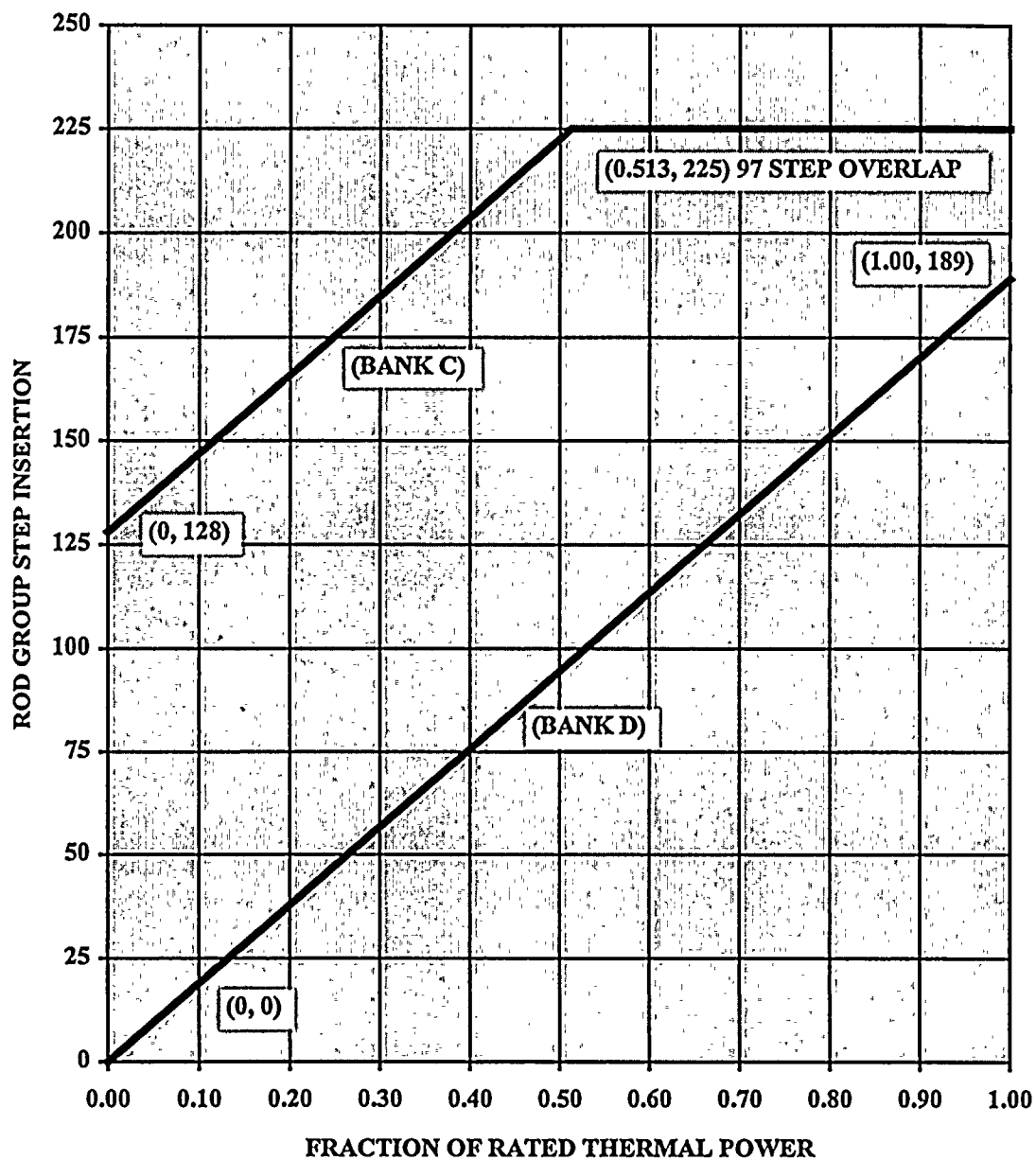


FIGURE 3
AXIAL FLUX DIFFERENCE LIMITS AS A FUNCTION OF RATED THERMAL POWER

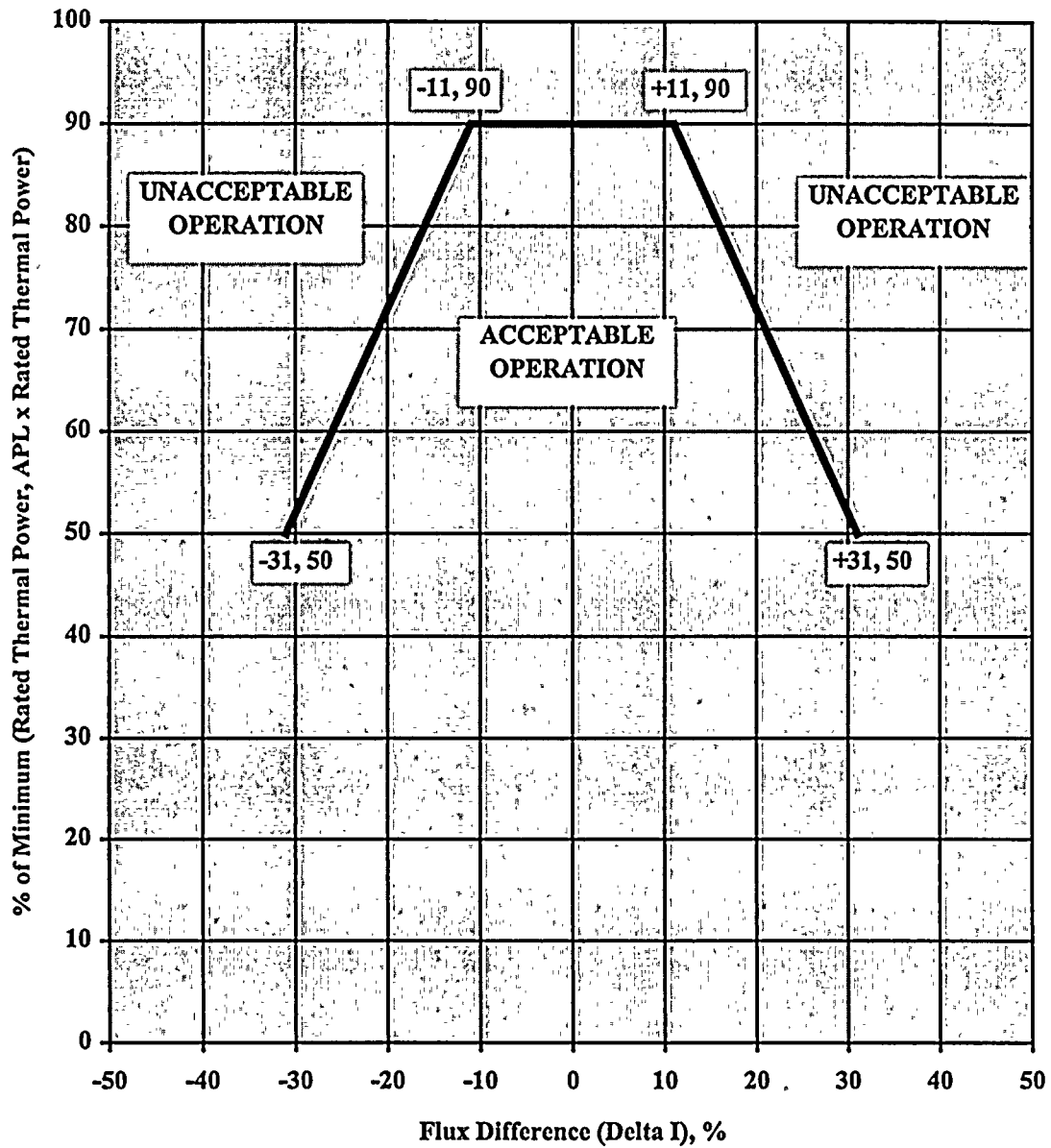
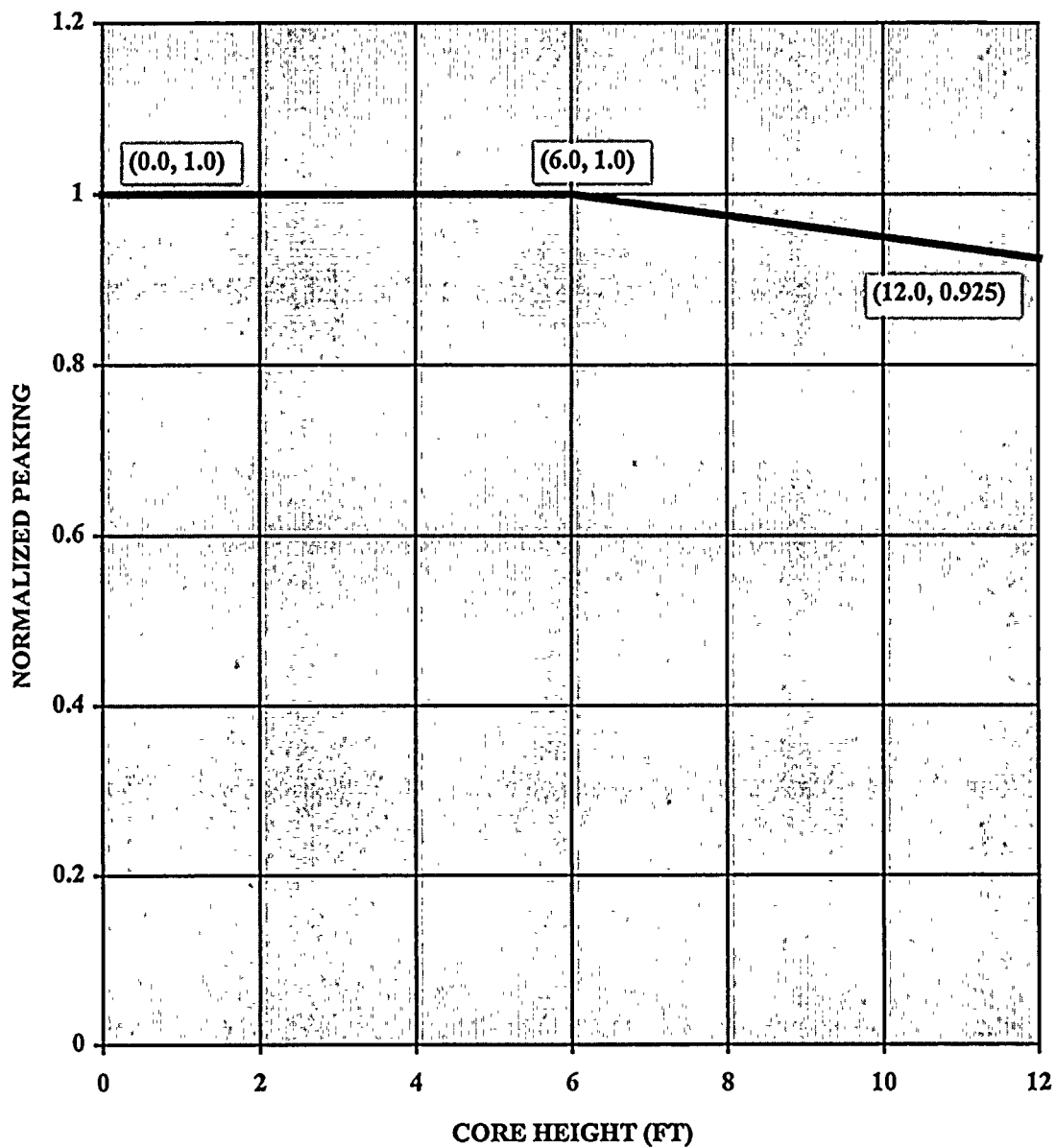


FIGURE 4
 $K(Z)$ - NORMALIZED FQ(Z) AS A FUNCTION OF CORE HEIGHT



COLR FOR DONALD C. COOK NUCLEAR PLANT UNIT 2 CYCLE 12 - NOVEMBER 1997

TABLE 1

V(Z) FUNCTION

HT.		BURNUP (MWD/MTU)													
PT	(FT)	150	1000	2000	3000	4000	6000	8000	10000	12000	14000	16000	18000	22860	
1	0.0	1.0000	1.0000	1.0000	1.0000	1.0000	1.0000	1.0000	1.0000	1.0000	1.0000	1.0000	1.0000	1.0000	
2	0.2	1.0000	1.0000	1.0000	1.0000	1.0000	1.0000	1.0000	1.0000	1.0000	1.0000	1.0000	1.0000	1.0000	
3	0.4	1.0000	1.0000	1.0000	1.0000	1.0000	1.0000	1.0000	1.0000	1.0000	1.0000	1.0000	1.0000	1.0000	
4	0.6	1.0000	1.0000	1.0000	1.0000	1.0000	1.0000	1.0000	1.0000	1.0000	1.0000	1.0000	1.0000	1.0000	
5	0.8	1.0000	1.0000	1.0000	1.0000	1.0000	1.0000	1.0000	1.0000	1.0000	1.0000	1.0000	1.0000	1.0000	
6	1.0	1.0000	1.0000	1.0000	1.0000	1.0000	1.0000	1.0000	1.0000	1.0000	1.0000	1.0000	1.0000	1.0000	
7	1.2	1.1049	1.0964	1.0885	1.0835	1.0819	1.0865	1.0971	1.1087	1.1177	1.1246	1.1307	1.1371	1.1543	
8	1.4	1.1042	1.0965	1.0894	1.0848	1.0834	1.0978	1.0976	1.1084	1.1168	1.1232	1.1289	1.1349	1.1510	
9	1.6	1.1034	1.0965	1.0901	1.0860	1.0848	1.0889	1.0979	1.1078	1.1155	1.1214	1.1265	1.1320	1.1467	
10	1.8	1.1022	1.0962	1.0906	1.0871	1.0861	1.0899	1.0979	1.1068	1.1136	1.1189	1.1234	1.1283	1.1413	
11	2.0	1.1007	1.0956	1.0909	1.0880	1.0872	1.0906	1.0976	1.1053	1.1112	1.1158	1.1197	1.1238	1.1351	
12	2.2	1.0990	1.0949	1.0911	1.0888	1.0882	1.0911	1.0971	1.1035	1.1085	1.1122	1.1154	1.1187	1.1280	
13	2.4	1.0970	1.0939	1.0910	1.0893	1.0890	1.0915	1.0964	1.1015	1.1054	1.1082	1.1106	1.1130	1.1199	
14	2.6	1.0948	1.0927	1.0907	1.0897	1.0896	1.0916	1.0953	1.0991	1.1019	1.1038	1.1053	1.1066	1.1112	
15	2.8	1.0923	1.0912	1.0902	1.0898	1.0899	1.0915	1.0940	1.0965	1.0982	1.0993	1.1000	1.1005	1.1030	
16	3.0	1.0896	1.0895	1.0895	1.0896	1.0899	1.0911	1.0924	1.0936	1.0942	1.0943	1.0941	1.0936	1.0936	
17	3.2	1.0870	1.0878	1.0886	1.0893	1.0898	1.0904	1.0905	1.0905	1.0905	1.0904	1.0902	1.0898	1.0893	
18	3.4	1.0848	1.0864	1.0879	1.0890	1.0895	1.0893	1.0884	1.0876	1.0875	1.0881	1.0892	1.0904	1.0921	
19	3.6	1.0837	1.0855	1.0873	1.0884	1.0888	1.0879	1.0862	1.0852	1.0863	1.0891	1.0932	1.0982	1.1061	
20	3.8	1.0840	1.0855	1.0870	1.0878	1.0879	1.0865	1.0847	1.0842	1.0864	1.0912	1.0978	1.1060	1.1193	
21	4.0	1.0849	1.0858	1.0866	1.0870	1.0869	1.0855	1.0841	1.0845	1.0879	1.0942	1.1027	1.1132	1.1307	
22	4.2	1.0858	1.0859	1.0861	1.0860	1.0857	1.0847	1.0843	1.0859	1.0906	1.0982	1.1081	1.1201	1.1409	
23	4.4	1.0865	1.0859	1.0855	1.0851	1.0847	1.0842	1.0850	1.0878	1.0937	1.1023	1.1132	1.1265	1.1500	
24	4.6	1.0870	1.0859	1.0849	1.0841	1.0837	1.0838	1.0856	1.0896	1.0966	1.1061	1.1179	1.1322	1.1580	
25	4.8	1.0874	1.0856	1.0841	1.0831	1.0827	1.0833	1.0861	1.0912	1.0991	1.1094	1.1220	1.1370	1.1649	
26	5.0	1.0875	1.0854	1.0835	1.0823	1.0819	1.0830	1.0865	1.0926	1.1012	1.1121	1.1254	1.1411	1.1705	
27	5.2	1.0873	1.0850	1.0829	1.0816	1.0812	1.0827	1.0868	1.0935	1.1027	1.1142	1.1279	1.1441	1.1748	
28	5.4	1.0869	1.0843	1.0820	1.0806	1.0802	1.0820	1.0868	1.0941	1.1038	1.1156	1.1296	1.1461	1.1776	
29	5.6	1.0861	1.0833	1.0808	1.0793	1.0790	1.0812	1.0865	1.0943	1.1043	1.1163	1.1304	1.1469	1.1788	
30	5.8	1.0851	1.0821	1.0794	1.0778	1.0774	1.0799	1.0857	1.0939	1.1041	1.1161	1.1302	1.1465	1.1785	
31	6.0	1.0838	1.0805	1.0776	1.0759	1.0755	1.0783	1.0844	1.0930	1.1033	1.1152	1.1289	1.1449	1.1765	
32	6.2	1.0820	1.0785	1.0754	1.0737	1.0733	1.0762	1.0827	1.0914	1.1017	1.1133	1.1266	1.1421	1.1728	
33	6.4	1.0797	1.0761	1.0729	1.0710	1.0706	1.0737	1.0804	1.0893	1.0993	1.1105	1.1233	1.1379	1.1675	
34	6.6	1.0770	1.0732	1.0698	1.0679	1.0675	1.0707	1.0776	1.0864	1.0961	1.1068	1.1188	1.1325	1.1605	
35	6.8	1.0733	1.0699	1.0668	1.0650	1.0647	1.0678	1.0741	1.0824	1.0916	1.1016	1.1129	1.1259	1.1524	
36	7.0	1.0727	1.0682	1.0641	1.0616	1.0611	1.0645	1.0717	1.0805	1.0892	1.0978	1.1071	1.1175	1.1400	
37	7.2	1.0741	1.0686	1.0635	1.0604	1.0596	1.0635	1.0716	1.0808	1.0887	1.0956	1.1023	1.1097	1.1273	
38	7.4	1.0771	1.0710	1.0653	1.0619	1.0611	1.0655	1.0744	1.0840	1.0913	1.0967	1.1013	1.1060	1.1193	
39	7.6	1.0797	1.0735	1.0678	1.0644	1.0636	1.0681	1.0770	1.0864	1.0932	1.0979	1.1016	1.1052	1.1166	
40	7.8	1.0818	1.0757	1.0700	1.0666	1.0658	1.0703	1.0791	1.0882	1.0946	1.0986	1.1014	1.1039	1.1134	
41	8.0	1.0836	1.0775	1.0718	1.0684	1.0676	1.0721	1.0808	1.0897	1.0955	1.0987	1.1005	1.1018	1.1092	
42	8.2	1.0849	1.0789	1.0733	1.0699	1.0691	1.0735	1.0820	1.0905	1.0958	1.0983	1.0993	1.0996	1.1050	
43	8.4	1.0858	1.0798	1.0742	1.0708	1.0700	1.0744	1.0828	1.0909	1.0956	1.0973	1.0972	1.0963	1.0995	
44	8.6	1.0861	1.0801	1.0746	1.0712	1.0704	1.0748	1.0830	1.0908	1.0949	1.0956	1.0944	1.0921	1.0928	
45	8.8	1.0861	1.0803	1.0748	1.0715	1.0708	1.0750	1.0831	1.0909	1.0953	1.0967	1.0964	1.0951	1.0977	
46	9.0	1.0861	1.0802	1.0747	1.0715	1.0709	1.0758	1.0848	1.0936	1.0987	1.1009	1.1011	1.1006	1.1049	
47	9.2	1.0875	1.0806	1.0744	1.0708	1.0704	1.0771	1.0886	1.0994	1.1055	1.1074	1.1068	1.1047	1.1079	
48	9.4	1.0913	1.0824	1.0742	1.0694	1.0688	1.0768	1.0910	1.1043	1.1116	1.1136	1.1122	1.1092	1.1121	
49	9.6	1.0955	1.0841	1.0736	1.0674	1.0663	1.0757	1.0929	1.1091	1.1178	1.1199	1.1181	1.1141	1.1171	
50	9.8	1.0995	1.0851	1.0717	1.0637	1.0620	1.0731	1.0939	1.1136	1.1240	1.1266	1.1243	1.1194	1.1230	
51	10.0	1.1033	1.0870	1.0719	1.0627	1.0607	1.0728	1.0958	1.1176	1.1293	1.1322	1.1297	1.1246	1.1288	
52	10.2	1.1068	1.0899	1.0742	1.0647	1.0626	1.0751	1.0987	1.1213	1.1334	1.1365	1.1340	1.1288	1.1333	
53	10.4	1.1099	1.0925	1.0764	1.0665	1.0643	1.0771	1.1013	1.1245	1.1370	1.1402	1.1378	1.1326	1.1375	
54	10.6	1.1125	1.0947	1.0782	1.0681	1.0658	1.0787	1.1034	1.1270	1.1399	1.1434	1.1412	1.1362	1.1417	
55	10.8	1.1146	1.0965	1.0797	1.0694	1.0671	1.0801	1.1052	1.1291	1.1420	1.1454	1.1429	1.1376	1.1427	
56	11.0	1.0000	1.0000	1.0000	1.0000	1.0000	1.0000	1.0000	1.0000	1.0000	1.0000	1.0000	1.0000	1.0000	
57	11.2	1.0000	1.0000	1.0000	1.0000	1.0000	1.0000	1.0000	1.0000	1.0000	1.0000	1.0000	1.0000	1.0000	
58	11.4	1.0000	1.0000	1.0000	1.0000	1.0000	1.0000	1.0000	1.0000	1.0000	1.0000	1.0000	1.0000	1.0000	
59	11.6	1.0000	1.0000	1.0000	1.0000	1.0000	1.0000	1.0000	1.0000	1.0000	1.0000	1.0000	1.0000	1.0000	
60	11.8	1.0000	1.0000	1.0000	1.0000	1.0000	1.0000	1.0000	1.0000	1.0000	1.0000	1.0000	1.0000	1.0000	
61	12.0	1.0000	1.0000	1.0000	1.0000	1.0000	1.0000	1.0000	1.0000	1.0000	1.0000	1.0000	1.0000	1.0000	

The top and bottom 10% of the core are excluded per the Technical Specifications.

