

L98 160406 030

**FINAL
CLINCH RIVER SITE
AMBIENT NOISE ASSESSMENT
TECHNICAL REPORT**

REVISION 1

Prepared For:

Tennessee Valley Authority
1101 Market Street, LP 5A-C
Chattanooga, TN 30736

Prepared By:

AECOM
10 Patewood Drive
Building VI, Suite 500
Greenville, SC 29615

APRIL 2014

1	TABLE OF CONTENTS		
2	<u>Section</u>	<u>Title</u>	<u>Page</u>
3	1.0	EXISTING CONDITIONS.....	1
4	2.0	SAMPLING METHODS	2
5	3.0	RESULTS	3
6	4.0	GUIDELINES AND RECOMMENDATIONS	4
7	5.0	REFERENCES.....	4

8 LIST OF APPENDICIES

9	Appendix A	Figures
10	Appendix B	Sound Sampling Location Photos
11	Appendix C	One-Minute Sound Level Averages

FINAL CLINCH RIVER SITE AMBIENT NOISE ASSESSMENT TECHNICAL REPORT

This report describes ambient noise conditions in the vicinity of the Tennessee Valley Authority's (TVA) Clinch River Site (the Site) in Roane County Tennessee. AECOM conducted an environmental sound pressure level survey at the Site and surrounding locations within the local community during July 14 through July 17, 2013, and December 17 through December 18, 2013. Sound level monitoring was conducted by AECOM staff, while accompanied by TVA (Jack Brellenthin). Figure 1 – Clinch River Site Vicinity Map illustrates the Site and surrounding community features. The objective of the survey was to establish an environmental sound pressure level baseline, prior to potential site development. The following sections describe ambient noise conditions on and around the Site and the general procedures used to determine them.

1.0 EXISTING CONDITIONS

Ambient noise is the all-encompassing sound associated with a given environment at a specified time. It is generally a composite of sound from numerous sources at many directions, both near and far. Ambient noise within the Site was observed to come from various sources including vehicle traffic, bioacoustical (general wildlife, birds, insects, and humans), natural environment (wind through foliage, rain), and mechanical (construction/industrial equipment). Within the surrounding local community, ambient noise was observed to come from various sources including vehicle traffic, bioacoustical (general wildlife, livestock, birds, insects, and humans), natural environment (wind through foliage, rain) and mechanical (farming equipment, watercraft/boating). While the occurrence of these intermittent sources is difficult to predict, they are the primary contributors to ambient sound pressure levels within the area.

The spatial relationship between noise source and receptor and differences in both terrain and vegetation may vary ambient noise conditions at each noise receptor location. Locations used for measuring sound levels are shown in Figures 2, 3 and 4. Additionally, Figure 2 – Clinch River Site Topographic Map illustrates the terrain of the project vicinity. Figure 3 – Clinch River Site Aerial Map distinguishes the forested and disturbed areas with aerial photography (509 AECOM 2013).

The majority of the Site is a peninsula surrounded by the Clinch River arm of the Watts Bar reservoir on the south, west, and much of the eastern sides. Significant variations in terrain and vegetation occur on the Site. Site topography includes steep hills, rolling hills, and flat meadows. Elevations on the Site range from approximately 750 feet above mean sea level (msl) near the bank of the Clinch River to 1120 msl near the top of Chestnut Ridge. Various minor ridges and plains occur throughout the Site. Much of the Site is densely forested, with occurrences of cleared/maintained areas due to human and construction activity (509 AECOM 2013).

The Site is bounded on the north and east by the U.S. Department of Energy (DOE) property consisting of the Oak Ridge Reservation (ORR). The ORR is primarily undeveloped and includes forested areas, meadows, and ridges. Elevations in this part of the ORR range from

approximately 750 msl near the bank of the Clinch River to 1,000 msl on Pine Ridge (509 AECOM 2013).

Several commercial/industrial properties are located on the northwest side of the Site along Bear Creek Road (509 AECOM 2013).

The south bank of the Clinch River, from the Melton Hill Dam upstream of the Site to beyond Highway 58, is largely low density residential with some private pastures and farm fields. The area is sparsely wooded. Elevations in this area range from approximately 750 msl near the bank of the Clinch River to as high as 1140 msl on Hood Ridge and Dug Ridge (509 AECOM 2013).

2.0 SAMPLING METHODS

Nine sampling locations were selected to provide a general representation of ambient sound levels within the local area that surrounds the Site. Publicly accessible locations were selected to represent nearby communities. Ambient sound pressure levels were collected using Larson Davis model 831 sound level meters. Each meter was recently factory calibrated. Before sampling activities, all sound level meters were field calibrated with a Larson Davis CAL200 acoustic calibrator. All meters were secured with environmental protection kits, positioned approximately 7.6 feet above ground, and monitored sound pressure levels for 24-hour periods at each sampling location. Instruments used for collecting data were set up with A-weighted scale dB(A), slow response mode.

The sound sampling locations are illustrated in Figures 2, 3, and 4 and are described in detail below. Figures 2 and 3 show sound sampling locations 1 through 8 on a topographic and an aerial map of the Clinch River Site respectively. Figure 4 shows all nine sound sampling locations and the distances of each from the project center point on the Clinch River Site.

Location 1 – Sound Meter 0003005 – Near the center of the Site, within the intersecting easements of the Bull Run FP to Watts Bar NP 500 kV transmission line and the Kingston FP to Fort Loudon HP 161 kV transmission line (Photo 1- Appendix B).

Location 2 – Sound Meter 0002668 – The southeast area of the Site, adjacent to the Clinch River, within the easement of the Kingston FP to Fort Loudon HP 161 kV transmission line, just northwest of the service road (Photo 2 - Appendix B).

Location 3 – Sound Meter 0002443 – Northeast of the Site, on the west side of Blackburn Lane (Photo 3 - Appendix B).

Location 4 – Sound Meter 0003005 – Northwest of the Site, at the Gallaher Recreation Area boat ramp (Photo 4 - Appendix B).

Location 5 – Sound Meter 0002668 – West of the Site, on the south side of the intersection of Chestnut Ridge Road and Smith Hill Lane (Photo 5 - Appendix B).

- 1 **Location 6** – Sound Meter 0002443 – Southwest of the Site, on the northwest side of Speers
- 2 Road (Photo 6 - Appendix B).
- 3 **Location 7** – Sound Meter 0002668 – East of the Site, on the west side of Blackburn Lane
- 4 (Photo 7 – Appendix B).
- 5 **Location 8** – Sound Meter 0003005 – South of the Site, at Soaring Eagle Campground tent
- 6 area, near Caney Creek (Photo 8 – Appendix B).
- 7 **Location 9** – Sound Meter 0002663 – East of the Site, at Melton Hill Dam Sustainable
- 8 Recreational Area (Photo 9 - Appendix B).

9 3.0 RESULTS

10 Table 1 summarizes the sound level monitoring results.

11 **Table 1. Sound Level Monitoring Locations and Results**

SOUND LEVEL MONITORING LOCATIONS	BEGIN SAMPLING		END SAMPLING		SOUND LEVELS (L_{eq}) (dBA)		
	Date	Time	Date	Time	L_d	L_n	L_{dn}
Location 1 - Clinch River Site	7/14/2013	9:40 AM	7/15/2013	9:40 AM	47.6	41.8	49.7
Location 2 - Clinch River Site	7/14/2013	10:20 AM	7/15/2013	10:20 AM	46.7	49.1	55.2
Location 3* - Blackburn Lane	7/14/2013	11:20 AM	7/15/2013	11:20 AM	58.4	45.9	57.6
Location 4 - Gallaher Recreation Area	7/15/2013	11:10 AM	7/16/2013	11:10 AM	47.7	48.3	54.6
Location 5 - Smith Hill Lane	7/15/2013	11:35 AM	7/16/2013	11:35 AM	48.6	53.2	59.2
Location 6 - Speers Road	7/15/2013	12:40 PM	7/16/2013	12:40 PM	42.9	45.6	51.7
Location 7 - Blackburn Lane	7/16/2013	12:15 PM	7/17/2013	12:15 PM	52.2	57.9	63.9
Location 8 - Soaring Eagle Campground	12/17/2013	9:40 AM	12/18/2013	9:40 AM	52.1	50.7	57.3
Location 9 - Melton Hill Dam Sustainable Recreation Area	12/17/2013	9:00 AM	12/18/2013	9:00 AM	62.1	35.8	60.1

- 12 L_{eq} - the equivalent A-weighted sound level over a given time
- 13 L_d - the average daytime sound level in L_{eq} (07:00 a.m. to 10:00 p.m.)
- 14 L_n - the average nighttime sound level in L_{eq} (10:00 p.m. to 07:00 a.m.)
- 15 L_{dn} - the day-night average sound level in L_{eq} , over a 24-hour period with a 10-decibel penalty applied to nighttime levels (10:00 p.m. to 07:00 a.m.)
- 16 *Note: Residential grounds maintenance activities approached the sound meter during morning
- 17 readings on 7/15/2013.

Appendix C presents one-minute sound level averages for each sampling location over a 24-hour period.

4.0 GUIDELINES AND RECOMMENDATIONS

When feasible, TVA uses the U.S. Environmental Protection Agency guideline of 55 A-weighted decibel (dBA) Day-Night Average Sound Level (DNL) as a design goal if the nearest receptor is residential. For industrial and commercial areas, the TVA uses a 60 dBA equivalent noise level as a design goal at the property line. In addition, when the background DNL is 60 dBA or less, TVA uses the Federal Interagency Committee on Noise recommendation that a three decibel increase in DNL indicates a possible impact and necessitates further analysis (550 Federal Interagency Committee on Noise 1992).

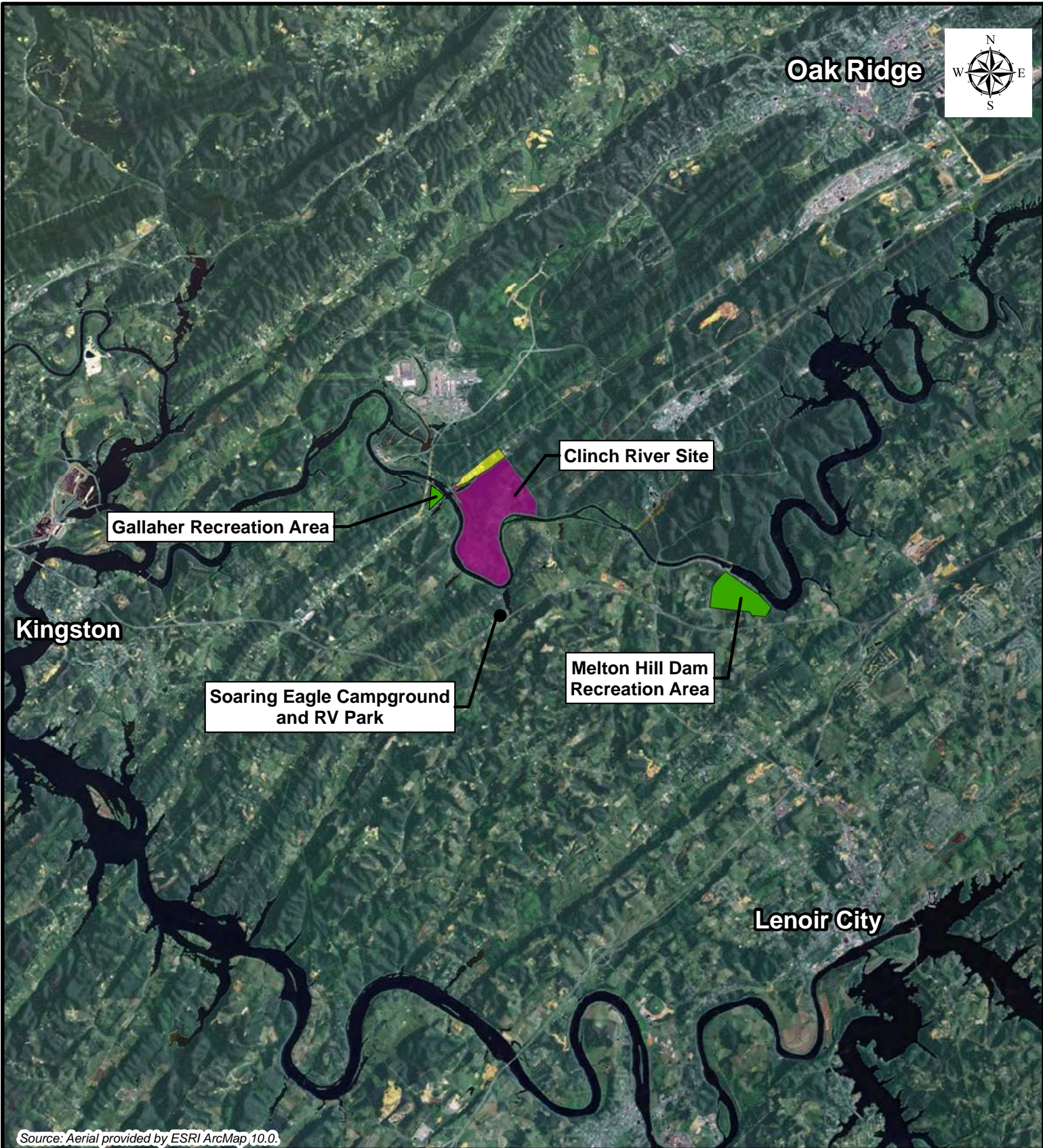
Ambient noise conditions were sampled within and outside of the Site for baseline purposes only. These levels may be used at a later date as a comparison to assess construction and/or operational noise at the Site. No recommendations are presented at this time.

5.0 REFERENCES

509, AECOM, "Clinch River Site Land Use and Recreation Technical Report," Greenville, SC, Tennessee Valley Authority, July, 2013.


550, Federal Interagency Committee on Noise, "Federal Agency Review of Selected Airport Noise Analysis Issues," August, 1992.

APPENDIX A FIGURES

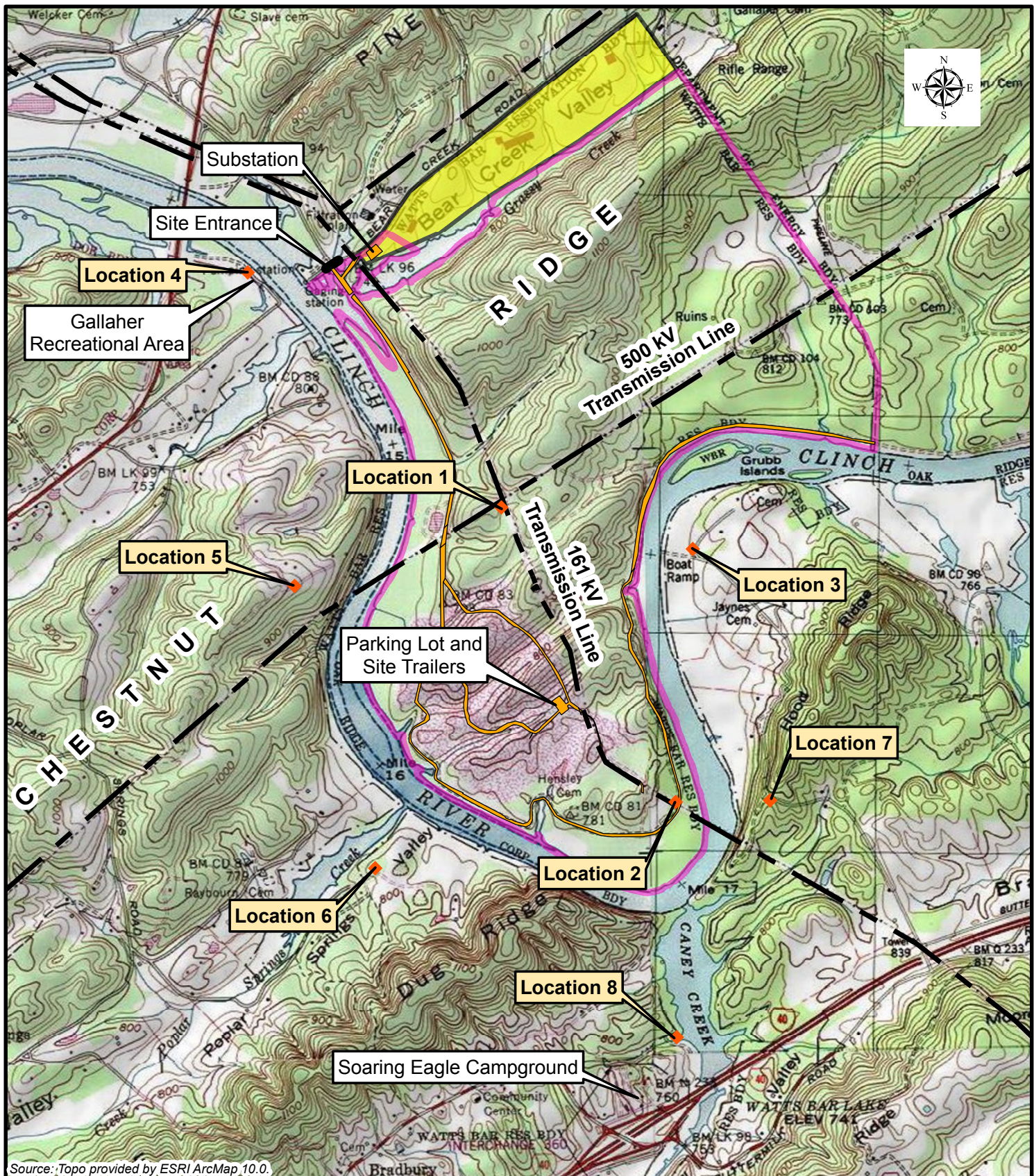


Legend

- Clinch River Site
- Industrial Properties
- Recreation Areas



		10 Patewood Drive, Building 6, Suite 500 Greenville, SC 29615 T: (864) 234-3000 F: (864) 234-3069	
Figure 1 Clinch River Site Vicinity Map			
Ambient Noise Assessment Technical Report			
PROJECT NO: 60279942	DRAWN BY: MLS	DATE: 4/7/2014	Figure 1



Source: Topo provided by ESRI ArcMap 10.0.

Legend

- ◆ Sound Level Monitoring Location
- ▭ Clinch River Site
- ▭ Industrial Properties
- ▭ Clinch River Site Road
- Transmission Lines

0 1,000 2,000 4,000 Feet

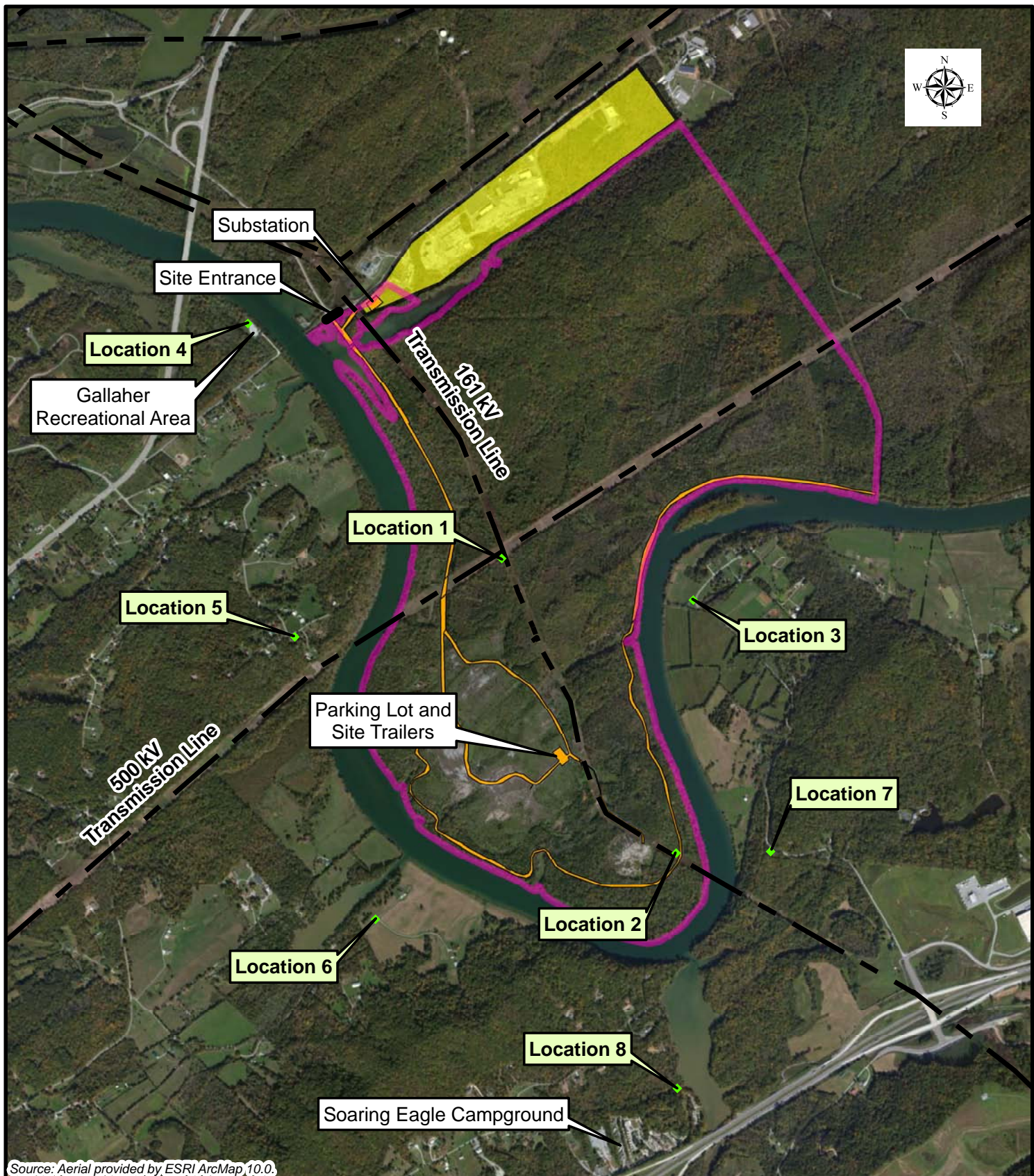
AECOM

10 Patewood Drive, Building 6, Suite 500
Greenville, SC 29615
T: (864) 234-3000 F: (864) 234-3069

Figure 2 Clinch River Site Topographic Map

Ambient Noise Assessment Technical Report

PROJECT NO: 60279942	DRAWN BY: MLS	DATE: 4/8/2014	Figure 2
-------------------------	------------------	-------------------	-----------------



Legend

- ◆ Sound Level Monitoring Location
- Clinch River Site
- Industrial Properties
- Clinch River Site Road
- Transmission Lines

0 1,000 2,000 4,000 Feet

AECOM

10 Patewood Drive, Building 6, Suite 500
Greenville, SC 29615
T: (864) 234-3000 F: (864) 234-3069

Figure 3 Clinch River Site Aerial Map

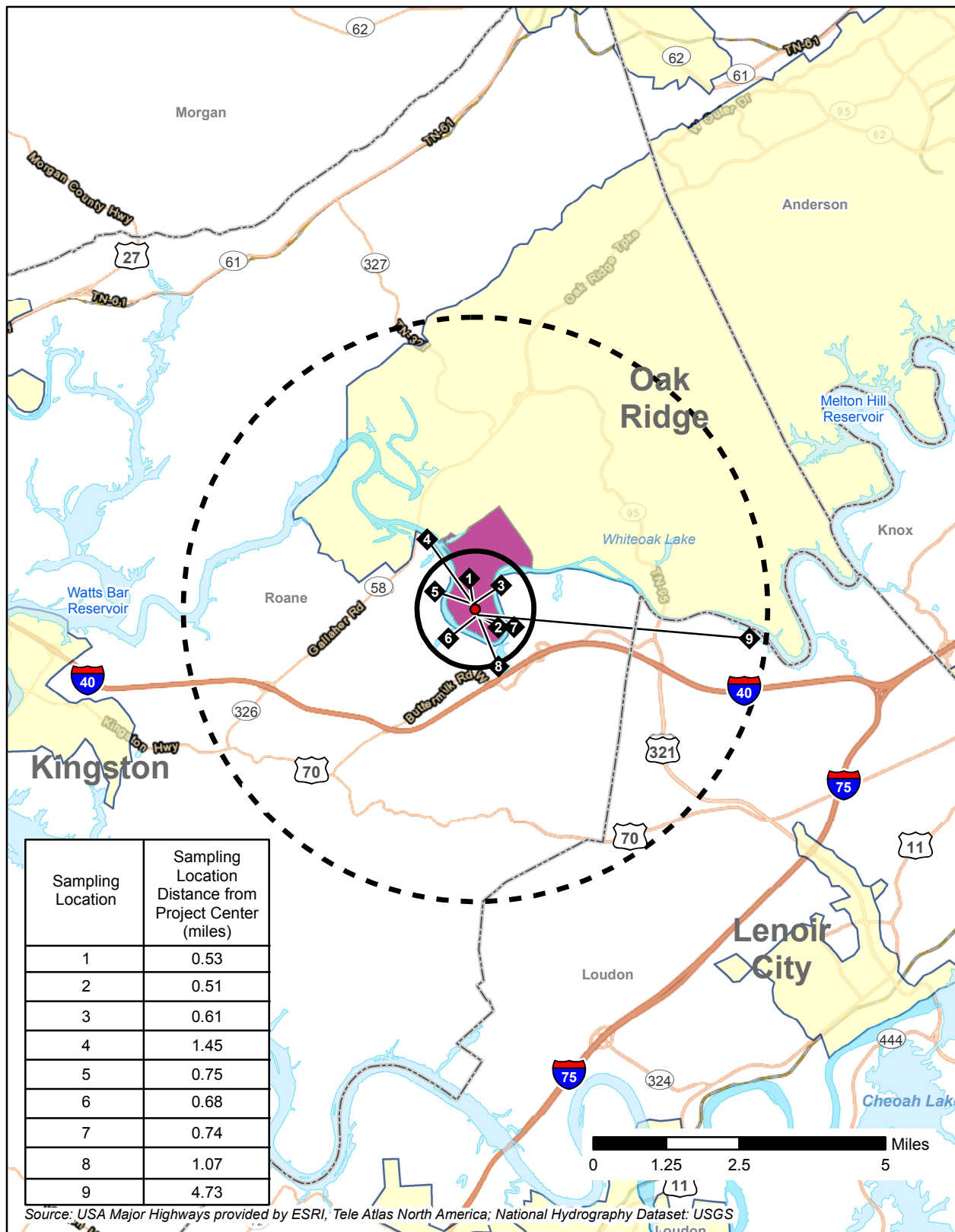
Ambient Noise Assessment Technical Report

PROJECT NO.
60279942

DRAWN BY:
MLS

DATE:
4/8/2014

Figure 3



Legend

- ◆ Clinch River Sound Sampling Location
- Project Center
- Clinch River Site
- Project Center - 1 Mile Buffer
- Counties
- Project Center - 5 Mile Buffer
- Noise Distance
- City and Town Boundaries



Figure 4
Ambient Noise
Measurement Locations

APPENDIX B
SOUND SAMPLING LOCATION PHOTOS



LOCATION 1 – TVA Site

Sound Meter 0003005 – The north area of the TVA Clinch River Site, within the intersecting easements of the Bull Run FP to Watts Bar NP 500 Kv transmission line and the Kingston FP to Fort Loudon HP 161 Kv transmission line, looking south.



LOCATION 2 – TVA Site

Sound Meter 0002668 – The southeast area of the TVA Clinch River Site, adjacent to the Clinch River, within the easement of the Kingston FP to Fort Loudon HP 161 Kv transmission line, just northwest of the service road, looking south.



LOCATION 3 – Blackburn Lane

Sound Meter 0002443 – Northeast of the TVA Clinch River Site, on the west side of Blackburn Lane, looking west.



LOCATION 4 – Gallaher Recreation Area

Sound Meter 0003005 – Northwest of the TVA Clinch River Site, at the Gallaher Recreation Area boat ramp, looking north.



LOCATION 5 – Smith Hill Lane

Sound Meter 0002668 – West of the TVA Clinch River Site, on the south side of the intersection of Chestnut Ridge Road and Smith Hill Lane, looking south.



LOCATION 6 – Speers Road

Sound Meter 0002443 – Southwest of the TVA Clinch River Site, on the northwest side of Speers Road, looking east.



LOCATION 7 – Blackburn Lane

Sound Meter 0002668 – East of the TVA Clinch River Site, on the west side of Blackburn Lane, looking north.



LOCATION 8 – Soaring Eagle

Sound Meter 0003005 – South of the TVA Clinch River Site, in the Soaring Eagle Campground tent area, near Caney Creek.



LOCATION 9 – Melton Hill

Sound Meter 0002663 – East of the TVA
Clinch River Site, in the Melton Hill Dam
Sustainable Recreational Area.

APPENDIX C
ONE-MINUTE SOUND LEVEL AVERAGES

Reading #1

General Information				
Serial Number	03005			
Model	831			
Firmware Version	2.202			
Filename	831_Data.018			
User	M Johnston, R Eckenrode			
Job Description	TVA Noise Study			
Location	TVA Reading 1			
Measurement Description				
Start Time	Sunday, 2013 July 14 09:40:00			
Stop Time	Monday, 2013 July 15 09:40:00			
Duration	1 Day 00:00:00.0			
Run Time	1 Day 00:00:00.0			
Pause	00:00:00.0			
Pre Calibration	Saturday, 2013 July 13 22:05:41			
Post Calibration	None			
Calibration Deviation	---			
Note				
9:40 reading, July 14, 2013				
Overall Data				
LAeq			46.2	dB
LASmax	2013 Jul 14 11:41:06		76.1	dB
LZpeak (max)	2013 Jul 14 16:49:52		104.7	dB
LASmin	2013 Jul 14 13:57:07		29.2	dB
LCeq			59.7	dB
LAeq			46.2	dB
LCeq - LAeq			13.4	dB
LA1eq			48.5	dB
LAeq			46.2	dB
LA1eq - LAeq			2.2	dB
Ldn			49.7	dB
LDay 07:00-22:00			47.6	dB
LNight 22:00-07:00			41.8	dB
Lden			49.7	dB
LDay 07:00-19:00			48.4	dB
LEvening 19:00-22:00			40.9	dB
LNight 22:00-07:00			41.8	dB
LAE			95.6	dB
EA			403.8	µPa²h
EA8			134.6	µPa²h
EA40			673.1	µPa²h
# Overloads			0	
Overload Duration			0.0	s
Statistics				
LAS5.00			46.5	dBA
LAS10.00			44.7	dBA
LAS33.30			41.4	dBA
LAS50.00			39.3	dBA
LAS66.60			37.6	dBA
LAS90.00			34.4	dBA
LAS > 65.0 dB (Exceedence Counts / Duration)			7 / 150.8	s
LAS > 85.0 dB (Exceedence Counts / Duration)			0 / 0.0	s
LZpeak > 135.0 dB (Exceedence Counts / Duration)			0 / 0.0	s
LZpeak > 137.0 dB (Exceedence Counts / Duration)			0 / 0.0	s
LZpeak > 140.0 dB (Exceedence Counts / Duration)			0 / 0.0	s

Location 1 - TVA Site

Record #	Date	Time	Duration	LAeq	Base Leq	Penalty	Base+Penalty	count	10^{^(leq/10)}
1	2013/07/14	09:40:00	00:01:00.0	48.3	48.3	0.0	48.3	1	68200.49655
2	2013/07/14	09:41:00	00:01:00.0	35.9	35.9	0.0	35.9	2	3927.86585
3	2013/07/14	09:42:00	00:01:00.0	37.2	37.2	0.0	37.2	3	5242.781612
4	2013/07/14	09:43:00	00:01:00.0	38.8	38.8	0.0	38.8	4	7652.490435
5	2013/07/14	09:44:00	00:01:00.0	38.2	38.2	0.0	38.2	5	6539.367372
6	2013/07/14	09:45:00	00:01:00.0	38.7	38.7	0.0	38.7	6	7415.689201
7	2013/07/14	09:46:00	00:01:00.0	37.8	37.8	0.0	37.8	7	6068.858261
8	2013/07/14	09:47:00	00:01:00.0	38.2	38.2	0.0	38.2	8	6610.209519
9	2013/07/14	09:48:00	00:01:00.0	40.9	40.9	0.0	40.9	9	12235.67104
10	2013/07/14	09:49:00	00:01:00.0	40.3	40.3	0.0	40.3	10	10610.08074
11	2013/07/14	09:50:00	00:01:00.0	39.1	39.1	0.0	39.1	11	8119.204375
12	2013/07/14	09:51:00	00:01:00.0	39.3	39.3	0.0	39.3	12	8453.041784
13	2013/07/14	09:52:00	00:01:00.0	41.0	41.0	0.0	41.0	13	12686.4065
14	2013/07/14	09:53:00	00:01:00.0	43.1	43.1	0.0	43.1	14	20265.78628
15	2013/07/14	09:54:00	00:01:00.0	38.8	38.8	0.0	38.8	15	7501.728836
16	2013/07/14	09:55:00	00:01:00.0	38.0	38.0	0.0	38.0	16	6363.3269
17	2013/07/14	09:56:00	00:01:00.0	44.7	44.7	0.0	44.7	17	29811.03538
18	2013/07/14	09:57:00	00:01:00.0	39.8	39.8	0.0	39.8	18	9605.464844
19	2013/07/14	09:58:00	00:01:00.0	38.7	38.7	0.0	38.7	19	7385.656916
20	2013/07/14	09:59:00	00:01:00.0	38.5	38.5	0.0	38.5	20	7007.007914
21	2013/07/14	10:00:00	00:01:00.0	38.2	38.2	0.0	38.2	21	6665.458555
22	2013/07/14	10:01:00	00:01:00.0	39.6	39.6	0.0	39.6	22	9171.285033
23	2013/07/14	10:02:00	00:01:00.0	38.9	38.9	0.0	38.9	23	7764.615134
24	2013/07/14	10:03:00	00:01:00.0	39.6	39.6	0.0	39.6	24	9167.419088
25	2013/07/14	10:04:00	00:01:00.0	40.1	40.1	0.0	40.1	25	10207.01906
26	2013/07/14	10:05:00	00:01:00.0	43.6	43.6	0.0	43.6	26	22916.87981
27	2013/07/14	10:06:00	00:01:00.0	46.8	46.8	0.0	46.8	27	47758.97783
28	2013/07/14	10:07:00	00:01:00.0	38.4	38.4	0.0	38.4	28	6984.542346
29	2013/07/14	10:08:00	00:01:00.0	40.1	40.1	0.0	40.1	29	10318.73549
30	2013/07/14	10:09:00	00:01:00.0	39.6	39.6	0.0	39.6	30	9118.535209
31	2013/07/14	10:10:00	00:01:00.0	39.3	39.3	0.0	39.3	31	8477.430469
32	2013/07/14	10:11:00	00:01:00.0	38.6	38.6	0.0	38.6	32	7280.456052
33	2013/07/14	10:12:00	00:01:00.0	38.2	38.2	0.0	38.2	33	6680.82731
34	2013/07/14	10:13:00	00:01:00.0	39.1	39.1	0.0	39.1	34	8121.693698
35	2013/07/14	10:14:00	00:01:00.0	39.1	39.1	0.0	39.1	35	8185.361648
36	2013/07/14	10:15:00	00:01:00.0	38.2	38.2	0.0	38.2	36	6596.700733
37	2013/07/14	10:16:00	00:01:00.0	39.5	39.5	0.0	39.5	37	8869.798259
38	2013/07/14	10:17:00	00:01:00.0	38.3	38.3	0.0	38.3	38	6726.106633
39	2013/07/14	10:18:00	00:01:00.0	39.2	39.2	0.0	39.2	39	8377.594863
40	2013/07/14	10:19:00	00:01:00.0	39.3	39.3	0.0	39.3	40	8479.754031
41	2013/07/14	10:20:00	00:01:00.0	38.3	38.3	0.0	38.3	41	6707.53398
42	2013/07/14	10:21:00	00:01:00.0	38.8	38.8	0.0	38.8	42	7521.67466
43	2013/07/14	10:22:00	00:01:00.0	40.6	40.6	0.0	40.6	43	11528.67519
44	2013/07/14	10:23:00	00:01:00.0	43.9	43.9	0.0	43.9	44	24362.43298

Location 1 - TVA Site

Record #	Date	Time	Duration	LAeq	Base Leq	Penalty	Base+Penalty	count	10^{^(leq/10)}
45	2013/07/14	10:24:00	00:01:00.0	42.3	42.3	0.0	42.3	45	17071.33087
46	2013/07/14	10:25:00	00:01:00.0	42.7	42.7	0.0	42.7	46	18530.07586
47	2013/07/14	10:26:00	00:01:00.0	43.8	43.8	0.0	43.8	47	24225.26687
48	2013/07/14	10:27:00	00:01:00.0	47.8	47.8	0.0	47.8	48	59887.49128
49	2013/07/14	10:28:00	00:01:00.0	45.0	45.0	0.0	45.0	49	31367.16148
50	2013/07/14	10:29:00	00:01:00.0	44.0	44.0	0.0	44.0	50	25161.48312
51	2013/07/14	10:30:00	00:01:00.0	44.5	44.5	0.0	44.5	51	27945.03789
52	2013/07/14	10:31:00	00:01:00.0	44.7	44.7	0.0	44.7	52	29688.06303
53	2013/07/14	10:32:00	00:01:00.0	45.7	45.7	0.0	45.7	53	37182.16085
54	2013/07/14	10:33:00	00:01:00.0	47.7	47.7	0.0	47.7	54	59564.22619
55	2013/07/14	10:34:00	00:01:00.0	42.7	42.7	0.0	42.7	55	18622.00323
56	2013/07/14	10:35:00	00:01:00.0	42.5	42.5	0.0	42.5	56	17874.07546
57	2013/07/14	10:36:00	00:01:00.0	43.5	43.5	0.0	43.5	57	22356.87048
58	2013/07/14	10:37:00	00:01:00.0	44.4	44.4	0.0	44.4	58	27467.13742
59	2013/07/14	10:38:00	00:01:00.0	42.7	42.7	0.0	42.7	59	18714.83049
60	2013/07/14	10:39:00	00:01:00.0	43.7	43.7	0.0	43.7	60	23513.12891
61	2013/07/14	10:40:00	00:01:00.0	43.4	43.4	0.0	43.4	61	22121.73877
62	2013/07/14	10:41:00	00:01:00.0	44.1	44.1	0.0	44.1	62	25927.52961
63	2013/07/14	10:42:00	00:01:00.0	43.2	43.2	0.0	43.2	63	20685.32668
64	2013/07/14	10:43:00	00:01:00.0	42.4	42.4	0.0	42.4	64	17337.74819
65	2013/07/14	10:44:00	00:01:00.0	40.1	40.1	0.0	40.1	65	10214.12221
66	2013/07/14	10:45:00	00:01:00.0	39.1	39.1	0.0	39.1	66	8129.944586
67	2013/07/14	10:46:00	00:01:00.0	40.4	40.4	0.0	40.4	67	11056.88745
68	2013/07/14	10:47:00	00:01:00.0	38.3	38.3	0.0	38.3	68	6769.62324
69	2013/07/14	10:48:00	00:01:00.0	37.5	37.5	0.0	37.5	69	5568.49506
70	2013/07/14	10:49:00	00:01:00.0	37.8	37.8	0.0	37.8	70	6093.139988
71	2013/07/14	10:50:00	00:01:00.0	40.4	40.4	0.0	40.4	71	10958.14237
72	2013/07/14	10:51:00	00:01:00.0	42.3	42.3	0.0	42.3	72	16983.03022
73	2013/07/14	10:52:00	00:01:00.0	44.5	44.5	0.0	44.5	73	28014.14651
74	2013/07/14	10:53:00	00:01:00.0	46.1	46.1	0.0	46.1	74	40832.05197
75	2013/07/14	10:54:00	00:01:00.0	40.8	40.8	0.0	40.8	75	12017.95438
76	2013/07/14	10:55:00	00:01:00.0	44.3	44.3	0.0	44.3	76	26657.52213
77	2013/07/14	10:56:00	00:01:00.0	40.8	40.8	0.0	40.8	77	12018.28163
78	2013/07/14	10:57:00	00:01:00.0	38.6	38.6	0.0	38.6	78	7180.593715
79	2013/07/14	10:58:00	00:01:00.0	37.6	37.6	0.0	37.6	79	5808.806558
80	2013/07/14	10:59:00	00:01:00.0	36.6	36.6	0.0	36.6	80	4575.166205
81	2013/07/14	11:00:00	00:01:00.0	39.7	39.7	0.0	39.7	81	9435.427489
82	2013/07/14	11:01:00	00:01:00.0	40.6	40.6	0.0	40.6	82	11612.68464
83	2013/07/14	11:02:00	00:01:00.0	40.4	40.4	0.0	40.4	83	10954.83178
84	2013/07/14	11:03:00	00:01:00.0	41.0	41.0	0.0	41.0	84	12550.85315
85	2013/07/14	11:04:00	00:01:00.0	48.7	48.7	0.0	48.7	85	73734.96738
86	2013/07/14	11:05:00	00:01:00.0	46.2	46.2	0.0	46.2	86	41774.1839
87	2013/07/14	11:06:00	00:01:00.0	40.2	40.2	0.0	40.2	87	10409.60646
88	2013/07/14	11:07:00	00:01:00.0	40.0	40.0	0.0	40.0	88	9892.264393

Location 1 - TVA Site

Record #	Date	Time	Duration	LAeq	Base Leq	Penalty	Base+Penalty	count	10^{^(leq/10)}
89	2013/07/14	11:08:00	00:01:00.0	39.0	39.0	0.0	39.0	89	7913.705749
90	2013/07/14	11:09:00	00:01:00.0	41.3	41.3	0.0	41.3	90	13385.97028
91	2013/07/14	11:10:00	00:01:00.0	42.3	42.3	0.0	42.3	91	17071.33087
92	2013/07/14	11:11:00	00:01:00.0	39.6	39.6	0.0	39.6	92	9193.893119
93	2013/07/14	11:12:00	00:01:00.0	37.5	37.5	0.0	37.5	93	5653.232268
94	2013/07/14	11:13:00	00:01:00.0	39.0	39.0	0.0	39.0	94	7959.646556
95	2013/07/14	11:14:00	00:01:00.0	39.0	39.0	0.0	39.0	95	8033.728391
96	2013/07/14	11:15:00	00:01:00.0	38.3	38.3	0.0	38.3	96	6751.594595
97	2013/07/14	11:16:00	00:01:00.0	37.3	37.3	0.0	37.3	97	5376.065531
98	2013/07/14	11:17:00	00:01:00.0	37.5	37.5	0.0	37.5	98	5673.797415
99	2013/07/14	11:18:00	00:01:00.0	39.5	39.5	0.0	39.5	99	8916.166017
100	2013/07/14	11:19:00	00:01:00.0	40.2	40.2	0.0	40.2	100	10584.33419
101	2013/07/14	11:20:00	00:01:00.0	48.5	48.5	0.0	48.5	101	71244.09447
102	2013/07/14	11:21:00	00:01:00.0	55.9	55.9	0.0	55.9	102	384778.8405
103	2013/07/14	11:22:00	00:01:00.0	64.2	64.2	0.0	64.2	103	2644949.899
104	2013/07/14	11:23:00	00:01:00.0	55.0	55.0	0.0	55.0	104	313733.0615
105	2013/07/14	11:24:00	00:01:00.0	53.4	53.4	0.0	53.4	105	220063.8729
106	2013/07/14	11:25:00	00:01:00.0	55.0	55.0	0.0	55.0	106	316797.9732
107	2013/07/14	11:26:00	00:01:00.0	57.7	57.7	0.0	57.7	107	589444.0405
108	2013/07/14	11:27:00	00:01:00.0	69.7	69.7	0.0	69.7	108	9264631.618
109	2013/07/14	11:28:00	00:01:00.0	42.4	42.4	0.0	42.4	109	17501.25032
110	2013/07/14	11:29:00	00:01:00.0	39.4	39.4	0.0	39.4	110	8746.944769
111	2013/07/14	11:30:00	00:01:00.0	40.5	40.5	0.0	40.5	111	11177.75847
112	2013/07/14	11:31:00	00:01:00.0	39.1	39.1	0.0	39.1	112	8125.254256
113	2013/07/14	11:32:00	00:01:00.0	37.3	37.3	0.0	37.3	113	5375.295874
114	2013/07/14	11:33:00	00:01:00.0	35.8	35.8	0.0	35.8	114	3798.425184
115	2013/07/14	11:34:00	00:01:00.0	37.1	37.1	0.0	37.1	115	5097.112495
116	2013/07/14	11:35:00	00:01:00.0	42.0	42.0	0.0	42.0	116	15952.78855
117	2013/07/14	11:36:00	00:01:00.0	47.1	47.1	0.0	47.1	117	51778.13737
118	2013/07/14	11:37:00	00:01:00.0	38.1	38.1	0.0	38.1	118	6420.549138
119	2013/07/14	11:38:00	00:01:00.0	37.2	37.2	0.0	37.2	119	5242.928977
120	2013/07/14	11:39:00	00:01:00.0	50.4	50.4	0.0	50.4	120	109185.5794
121	2013/07/14	11:40:00	00:01:00.0	59.1	59.1	0.0	59.1	121	815836.5624
122	2013/07/14	11:41:00	00:01:00.0	69.1	69.1	0.0	69.1	122	8063179.864
123	2013/07/14	11:42:00	00:01:00.0	44.2	44.2	0.0	44.2	123	26574.36469
124	2013/07/14	11:43:00	00:01:00.0	56.5	56.5	0.0	56.5	124	447969.2142
125	2013/07/14	11:44:00	00:01:00.0	59.7	59.7	0.0	59.7	125	925059.6517
126	2013/07/14	11:45:00	00:01:00.0	53.9	53.9	0.0	53.9	126	246563.5439
127	2013/07/14	11:46:00	00:01:00.0	64.7	64.7	0.0	64.7	127	2930814.779
128	2013/07/14	11:47:00	00:01:00.0	49.3	49.3	0.0	49.3	128	85078.13529
129	2013/07/14	11:48:00	00:01:00.0	38.5	38.5	0.0	38.5	129	7111.23012
130	2013/07/14	11:49:00	00:01:00.0	40.6	40.6	0.0	40.6	130	11598.90217
131	2013/07/14	11:50:00	00:01:00.0	45.5	45.5	0.0	45.5	131	35613.38342
132	2013/07/14	11:51:00	00:01:00.0	55.7	55.7	0.0	55.7	132	370262.453

Location 1 - TVA Site

Record #	Date	Time	Duration	LAeq	Base Leq	Penalty	Base+Penalty	count	10^{^(leq/10)}
133	2013/07/14	11:52:00	00:01:00.0	67.1	67.1	0.0	67.1	133	5096996.091
134	2013/07/14	11:53:00	00:01:00.0	65.2	65.2	0.0	65.2	134	3324212.994
135	2013/07/14	11:54:00	00:01:00.0	43.9	43.9	0.0	43.9	135	24330.80419
136	2013/07/14	11:55:00	00:01:00.0	38.6	38.6	0.0	38.6	136	7178.083891
137	2013/07/14	11:56:00	00:01:00.0	44.1	44.1	0.0	44.1	137	25645.71978
138	2013/07/14	11:57:00	00:01:00.0	45.3	45.3	0.0	45.3	138	33832.06737
139	2013/07/14	11:58:00	00:01:00.0	35.8	35.8	0.0	35.8	139	3844.237908
140	2013/07/14	11:59:00	00:01:00.0	35.7	35.7	0.0	35.7	140	3723.291576
141	2013/07/14	12:00:00	00:01:00.0	35.2	35.2	0.0	35.2	141	3333.171548
142	2013/07/14	12:01:00	00:01:00.0	33.6	33.6	0.0	33.6	142	2265.473553
143	2013/07/14	12:02:00	00:01:00.0	34.9	34.9	0.0	34.9	143	3070.989744
144	2013/07/14	12:03:00	00:01:00.0	35.5	35.5	0.0	35.5	144	3568.358588
145	2013/07/14	12:04:00	00:01:00.0	35.6	35.6	0.0	35.6	145	3619.167033
146	2013/07/14	12:05:00	00:01:00.0	35.5	35.5	0.0	35.5	146	3571.318619
147	2013/07/14	12:06:00	00:01:00.0	36.2	36.2	0.0	36.2	147	4140.926034
148	2013/07/14	12:07:00	00:01:00.0	38.8	38.8	0.0	38.8	148	7661.509533
149	2013/07/14	12:08:00	00:01:00.0	40.1	40.1	0.0	40.1	149	10145.5224
150	2013/07/14	12:09:00	00:01:00.0	49.8	49.8	0.0	49.8	150	96122.50684
151	2013/07/14	12:10:00	00:01:00.0	47.8	47.8	0.0	47.8	151	60648.45585
152	2013/07/14	12:11:00	00:01:00.0	50.7	50.7	0.0	50.7	152	118821.4135
153	2013/07/14	12:12:00	00:01:00.0	42.8	42.8	0.0	42.8	153	18868.08588
154	2013/07/14	12:13:00	00:01:00.0	51.9	51.9	0.0	51.9	154	153831.2345
155	2013/07/14	12:14:00	00:01:00.0	36.8	36.8	0.0	36.8	155	4766.983372
156	2013/07/14	12:15:00	00:01:00.0	37.0	37.0	0.0	37.0	156	5000.834833
157	2013/07/14	12:16:00	00:01:00.0	37.3	37.3	0.0	37.3	157	5376.164697
158	2013/07/14	12:17:00	00:01:00.0	36.2	36.2	0.0	36.2	158	4196.726723
159	2013/07/14	12:18:00	00:01:00.0	35.4	35.4	0.0	35.4	159	3443.755566
160	2013/07/14	12:19:00	00:01:00.0	36.5	36.5	0.0	36.5	160	4467.785514
161	2013/07/14	12:20:00	00:01:00.0	37.0	37.0	0.0	37.0	161	5069.167009
162	2013/07/14	12:21:00	00:01:00.0	35.7	35.7	0.0	35.7	162	3740.993764
163	2013/07/14	12:22:00	00:01:00.0	38.2	38.2	0.0	38.2	163	6574.719019
164	2013/07/14	12:23:00	00:01:00.0	35.8	35.8	0.0	35.8	164	3800.991749
165	2013/07/14	12:24:00	00:01:00.0	35.5	35.5	0.0	35.5	165	3516.866878
166	2013/07/14	12:25:00	00:01:00.0	38.8	38.8	0.0	38.8	166	7544.171312
167	2013/07/14	12:26:00	00:01:00.0	36.4	36.4	0.0	36.4	167	4344.175977
168	2013/07/14	12:27:00	00:01:00.0	37.6	37.6	0.0	37.6	168	5691.347097
169	2013/07/14	12:28:00	00:01:00.0	35.3	35.3	0.0	35.3	169	3391.347074
170	2013/07/14	12:29:00	00:01:00.0	32.8	32.8	0.0	32.8	170	1910.28672
171	2013/07/14	12:30:00	00:01:00.0	33.0	33.0	0.0	33.0	171	2014.002393
172	2013/07/14	12:31:00	00:01:00.0	47.9	47.9	0.0	47.9	172	61481.37777
173	2013/07/14	12:32:00	00:01:00.0	35.1	35.1	0.0	35.1	173	3239.976915
174	2013/07/14	12:33:00	00:01:00.0	36.1	36.1	0.0	36.1	174	4051.626421
175	2013/07/14	12:34:00	00:01:00.0	40.4	40.4	0.0	40.4	175	10885.32959
176	2013/07/14	12:35:00	00:01:00.0	39.9	39.9	0.0	39.9	176	9871.57141

Location 1 - TVA Site

Record #	Date	Time	Duration	LAeq	Base Leq	Penalty	Base+Penalty	count	10^{^(leq/10)}
177	2013/07/14	12:36:00	00:01:00.0	39.6	39.6	0.0	39.6	177	9018.109598
178	2013/07/14	12:37:00	00:01:00.0	38.3	38.3	0.0	38.3	178	6798.768715
179	2013/07/14	12:38:00	00:01:00.0	39.0	39.0	0.0	39.0	179	7931.46494
180	2013/07/14	12:39:00	00:01:00.0	36.9	36.9	0.0	36.9	180	4871.031363
181	2013/07/14	12:40:00	00:01:00.0	36.7	36.7	0.0	36.7	181	4691.551935
182	2013/07/14	12:41:00	00:01:00.0	34.4	34.4	0.0	34.4	182	2775.286842
183	2013/07/14	12:42:00	00:01:00.0	35.9	35.9	0.0	35.9	183	3924.410365
184	2013/07/14	12:43:00	00:01:00.0	36.5	36.5	0.0	36.5	184	4502.560416
185	2013/07/14	12:44:00	00:01:00.0	37.3	37.3	0.0	37.3	185	5400.800244
186	2013/07/14	12:45:00	00:01:00.0	35.2	35.2	0.0	35.2	186	3312.74602
187	2013/07/14	12:46:00	00:01:00.0	35.1	35.1	0.0	35.1	187	3253.926092
188	2013/07/14	12:47:00	00:01:00.0	35.9	35.9	0.0	35.9	188	3892.746463
189	2013/07/14	12:48:00	00:01:00.0	36.8	36.8	0.0	36.8	189	4734.418527
190	2013/07/14	12:49:00	00:01:00.0	36.8	36.8	0.0	36.8	190	4778.751228
191	2013/07/14	12:50:00	00:01:00.0	37.4	37.4	0.0	37.4	191	5523.454358
192	2013/07/14	12:51:00	00:01:00.0	41.3	41.3	0.0	41.3	192	13475.82962
193	2013/07/14	12:52:00	00:01:00.0	38.2	38.2	0.0	38.2	193	6571.607023
194	2013/07/14	12:53:00	00:01:00.0	35.7	35.7	0.0	35.7	194	3688.672663
195	2013/07/14	12:54:00	00:01:00.0	36.4	36.4	0.0	36.4	195	4358.968168
196	2013/07/14	12:55:00	00:01:00.0	35.9	35.9	0.0	35.9	196	3895.126994
197	2013/07/14	12:56:00	00:01:00.0	36.0	36.0	0.0	36.0	197	3999.433867
198	2013/07/14	12:57:00	00:01:00.0	36.4	36.4	0.0	36.4	198	4403.380751
199	2013/07/14	12:58:00	00:01:00.0	36.2	36.2	0.0	36.2	199	4206.074425
200	2013/07/14	12:59:00	00:01:00.0	34.6	34.6	0.0	34.6	200	2911.619356
201	2013/07/14	13:00:00	00:01:00.0	32.7	32.7	0.0	32.7	201	1874.524994
202	2013/07/14	13:01:00	00:01:00.0	35.7	35.7	0.0	35.7	202	3711.777933
203	2013/07/14	13:02:00	00:01:00.0	36.4	36.4	0.0	36.4	203	4345.687288
204	2013/07/14	13:03:00	00:01:00.0	35.9	35.9	0.0	35.9	204	3874.006313
205	2013/07/14	13:04:00	00:01:00.0	34.8	34.8	0.0	34.8	205	3000.82558
206	2013/07/14	13:05:00	00:01:00.0	34.9	34.9	0.0	34.9	206	3106.650547
207	2013/07/14	13:06:00	00:01:00.0	36.1	36.1	0.0	36.1	207	4053.153439
208	2013/07/14	13:07:00	00:01:00.0	37.0	37.0	0.0	37.0	208	5015.144284
209	2013/07/14	13:08:00	00:01:00.0	35.9	35.9	0.0	35.9	209	3851.10877
210	2013/07/14	13:09:00	00:01:00.0	36.8	36.8	0.0	36.8	210	4759.619667
211	2013/07/14	13:10:00	00:01:00.0	38.4	38.4	0.0	38.4	211	6940.424467
212	2013/07/14	13:11:00	00:01:00.0	36.4	36.4	0.0	36.4	212	4341.543888
213	2013/07/14	13:12:00	00:01:00.0	36.6	36.6	0.0	36.6	213	4549.167209
214	2013/07/14	13:13:00	00:01:00.0	34.1	34.1	0.0	34.1	214	2566.025339
215	2013/07/14	13:14:00	00:01:00.0	33.6	33.6	0.0	33.6	215	2301.811217
216	2013/07/14	13:15:00	00:01:00.0	34.7	34.7	0.0	34.7	216	2954.830737
217	2013/07/14	13:16:00	00:01:00.0	35.4	35.4	0.0	35.4	217	3433.703466
218	2013/07/14	13:17:00	00:01:00.0	35.8	35.8	0.0	35.8	218	3776.969505
219	2013/07/14	13:18:00	00:01:00.0	34.4	34.4	0.0	34.4	219	2770.96813
220	2013/07/14	13:19:00	00:01:00.0	40.7	40.7	0.0	40.7	220	11718.84092

Location 1 - TVA Site

Record #	Date	Time	Duration	LAeq	Base Leq	Penalty	Base+Penalty	count	10^{^(leq/10)}
221	2013/07/14	13:20:00	00:01:00.0	37.2	37.2	0.0	37.2	221	5282.929707
222	2013/07/14	13:21:00	00:01:00.0	36.0	36.0	0.0	36.0	222	3958.1532
223	2013/07/14	13:22:00	00:01:00.0	35.6	35.6	0.0	35.6	223	3662.750166
224	2013/07/14	13:23:00	00:01:00.0	35.5	35.5	0.0	35.5	224	3586.899116
225	2013/07/14	13:24:00	00:01:00.0	35.8	35.8	0.0	35.8	225	3817.121575
226	2013/07/14	13:25:00	00:01:00.0	34.9	34.9	0.0	34.9	226	3081.530563
227	2013/07/14	13:26:00	00:01:00.0	35.2	35.2	0.0	35.2	227	3329.007968
228	2013/07/14	13:27:00	00:01:00.0	34.8	34.8	0.0	34.8	228	3052.728538
229	2013/07/14	13:28:00	00:01:00.0	34.9	34.9	0.0	34.9	229	3119.614657
230	2013/07/14	13:29:00	00:01:00.0	34.9	34.9	0.0	34.9	230	3089.159389
231	2013/07/14	13:30:00	00:01:00.0	37.8	37.8	0.0	37.8	231	5993.848544
232	2013/07/14	13:31:00	00:01:00.0	38.9	38.9	0.0	38.9	232	7831.872079
233	2013/07/14	13:32:00	00:01:00.0	40.4	40.4	0.0	40.4	233	10938.58206
234	2013/07/14	13:33:00	00:01:00.0	34.9	34.9	0.0	34.9	234	3085.441537
235	2013/07/14	13:34:00	00:01:00.0	34.9	34.9	0.0	34.9	235	3060.044144
236	2013/07/14	13:35:00	00:01:00.0	33.4	33.4	0.0	33.4	236	2194.631549
237	2013/07/14	13:36:00	00:01:00.0	34.9	34.9	0.0	34.9	237	3066.086992
238	2013/07/14	13:37:00	00:01:00.0	35.4	35.4	0.0	35.4	238	3487.611913
239	2013/07/14	13:38:00	00:01:00.0	40.6	40.6	0.0	40.6	239	11451.98091
240	2013/07/14	13:39:00	00:01:00.0	36.0	36.0	0.0	36.0	240	4003.008153
241	2013/07/14	13:40:00	00:01:00.0	40.0	40.0	0.0	40.0	241	9909.448832
242	2013/07/14	13:41:00	00:01:00.0	41.0	41.0	0.0	41.0	242	12717.5233
243	2013/07/14	13:42:00	00:01:00.0	41.9	41.9	0.0	41.9	243	15362.80129
244	2013/07/14	13:43:00	00:01:00.0	48.8	48.8	0.0	48.8	244	75374.61605
245	2013/07/14	13:44:00	00:01:00.0	52.3	52.3	0.0	52.3	245	168290.6952
246	2013/07/14	13:45:00	00:01:00.0	37.9	37.9	0.0	37.9	246	6096.930389
247	2013/07/14	13:46:00	00:01:00.0	42.6	42.6	0.0	42.6	247	18334.61156
248	2013/07/14	13:47:00	00:01:00.0	38.6	38.6	0.0	38.6	248	7315.308326
249	2013/07/14	13:48:00	00:01:00.0	35.4	35.4	0.0	35.4	249	3506.51205
250	2013/07/14	13:49:00	00:01:00.0	35.7	35.7	0.0	35.7	250	3694.155585
251	2013/07/14	13:50:00	00:01:00.0	37.1	37.1	0.0	37.1	251	5172.540722
252	2013/07/14	13:51:00	00:01:00.0	38.0	38.0	0.0	38.0	252	6261.441782
253	2013/07/14	13:52:00	00:01:00.0	36.0	36.0	0.0	36.0	253	4022.404136
254	2013/07/14	13:53:00	00:01:00.0	33.6	33.6	0.0	33.6	254	2303.665986
255	2013/07/14	13:54:00	00:01:00.0	33.4	33.4	0.0	33.4	255	2185.686067
256	2013/07/14	13:55:00	00:01:00.0	32.6	32.6	0.0	32.6	256	1829.94248
257	2013/07/14	13:56:00	00:01:00.0	31.4	31.4	0.0	31.4	257	1370.157332
258	2013/07/14	13:57:00	00:01:00.0	30.6	30.6	0.0	30.6	258	1157.987117
259	2013/07/14	13:58:00	00:01:00.0	34.3	34.3	0.0	34.3	259	2678.659309
260	2013/07/14	13:59:00	00:01:00.0	34.4	34.4	0.0	34.4	260	2742.88517
261	2013/07/14	14:00:00	00:01:00.0	35.3	35.3	0.0	35.3	261	3385.350008
262	2013/07/14	14:01:00	00:01:00.0	49.5	49.5	0.0	49.5	262	88406.30322
263	2013/07/14	14:02:00	00:01:00.0	50.8	50.8	0.0	50.8	263	119429.8703
264	2013/07/14	14:03:00	00:01:00.0	47.1	47.1	0.0	47.1	264	51193.45035

Location 1 - TVA Site

Record #	Date	Time	Duration	LAeq	Base Leq	Penalty	Base+Penalty	count	10^{^(leq/10)}
265	2013/07/14	14:04:00	00:01:00.0	44.6	44.6	0.0	44.6	265	29097.4789
266	2013/07/14	14:05:00	00:01:00.0	39.3	39.3	0.0	39.3	266	8480.603183
267	2013/07/14	14:06:00	00:01:00.0	39.2	39.2	0.0	39.2	267	8374.865268
268	2013/07/14	14:07:00	00:01:00.0	40.0	40.0	0.0	40.0	268	10060.31413
269	2013/07/14	14:08:00	00:01:00.0	42.0	42.0	0.0	42.0	269	15893.05373
270	2013/07/14	14:09:00	00:01:00.0	40.4	40.4	0.0	40.4	270	11019.13352
271	2013/07/14	14:10:00	00:01:00.0	38.8	38.8	0.0	38.8	271	7620.669076
272	2013/07/14	14:11:00	00:01:00.0	33.7	33.7	0.0	33.7	272	2337.175116
273	2013/07/14	14:12:00	00:01:00.0	37.8	37.8	0.0	37.8	273	6088.77966
274	2013/07/14	14:13:00	00:01:00.0	37.2	37.2	0.0	37.2	274	5190.645927
275	2013/07/14	14:14:00	00:01:00.0	35.6	35.6	0.0	35.6	275	3654.513662
276	2013/07/14	14:15:00	00:01:00.0	37.7	37.7	0.0	37.7	276	5843.102761
277	2013/07/14	14:16:00	00:01:00.0	37.5	37.5	0.0	37.5	277	5636.270414
278	2013/07/14	14:17:00	00:01:00.0	36.3	36.3	0.0	36.3	278	4239.139962
279	2013/07/14	14:18:00	00:01:00.0	40.1	40.1	0.0	40.1	279	10168.24537
280	2013/07/14	14:19:00	00:01:00.0	48.6	48.6	0.0	48.6	280	71976.30701
281	2013/07/14	14:20:00	00:01:00.0	45.4	45.4	0.0	45.4	281	34357.42921
282	2013/07/14	14:21:00	00:01:00.0	37.2	37.2	0.0	37.2	282	5297.548433
283	2013/07/14	14:22:00	00:01:00.0	35.3	35.3	0.0	35.3	283	3386.780602
284	2013/07/14	14:23:00	00:01:00.0	34.8	34.8	0.0	34.8	284	3039.78071
285	2013/07/14	14:24:00	00:01:00.0	36.3	36.3	0.0	36.3	285	4224.223786
286	2013/07/14	14:25:00	00:01:00.0	34.4	34.4	0.0	34.4	286	2732.756122
287	2013/07/14	14:26:00	00:01:00.0	34.3	34.3	0.0	34.3	287	2666.972418
288	2013/07/14	14:27:00	00:01:00.0	32.7	32.7	0.0	32.7	288	1870.33928
289	2013/07/14	14:28:00	00:01:00.0	33.7	33.7	0.0	33.7	289	2368.00175
290	2013/07/14	14:29:00	00:01:00.0	44.9	44.9	0.0	44.9	290	31024.48345
291	2013/07/14	14:30:00	00:01:00.0	35.3	35.3	0.0	35.3	291	3378.084444
292	2013/07/14	14:31:00	00:01:00.0	35.1	35.1	0.0	35.1	292	3259.240851
293	2013/07/14	14:32:00	00:01:00.0	34.4	34.4	0.0	34.4	293	2770.06529
294	2013/07/14	14:33:00	00:01:00.0	35.5	35.5	0.0	35.5	294	3511.600824
295	2013/07/14	14:34:00	00:01:00.0	35.3	35.3	0.0	35.3	295	3370.446627
296	2013/07/14	14:35:00	00:01:00.0	35.3	35.3	0.0	35.3	296	3357.374845
297	2013/07/14	14:36:00	00:01:00.0	34.5	34.5	0.0	34.5	297	2831.526595
298	2013/07/14	14:37:00	00:01:00.0	34.3	34.3	0.0	34.3	298	2686.014971
299	2013/07/14	14:38:00	00:01:00.0	34.1	34.1	0.0	34.1	299	2582.186975
300	2013/07/14	14:39:00	00:01:00.0	34.5	34.5	0.0	34.5	300	2798.900976
301	2013/07/14	14:40:00	00:01:00.0	35.5	35.5	0.0	35.5	301	3534.950456
302	2013/07/14	14:41:00	00:01:00.0	36.2	36.2	0.0	36.2	302	4179.429653
303	2013/07/14	14:42:00	00:01:00.0	36.6	36.6	0.0	36.6	303	4607.295259
304	2013/07/14	14:43:00	00:01:00.0	36.3	36.3	0.0	36.3	304	4312.468662
305	2013/07/14	14:44:00	00:01:00.0	43.2	43.2	0.0	43.2	305	21064.16808
306	2013/07/14	14:45:00	00:01:00.0	40.2	40.2	0.0	40.2	306	10495.91068
307	2013/07/14	14:46:00	00:01:00.0	36.3	36.3	0.0	36.3	307	4296.464135
308	2013/07/14	14:47:00	00:01:00.0	35.3	35.3	0.0	35.3	308	3401.576934

Location 1 - TVA Site

Record #	Date	Time	Duration	LAeq	Base Leq	Penalty	Base+Penalty	count	10^{^(leq/10)}
309	2013/07/14	14:48:00	00:01:00.0	33.9	33.9	0.0	33.9	309	2480.00999
310	2013/07/14	14:49:00	00:01:00.0	36.6	36.6	0.0	36.6	310	4527.927134
311	2013/07/14	14:50:00	00:01:00.0	36.4	36.4	0.0	36.4	311	4356.304157
312	2013/07/14	14:51:00	00:01:00.0	35.7	35.7	0.0	35.7	312	3705.490882
313	2013/07/14	14:52:00	00:01:00.0	34.3	34.3	0.0	34.3	313	2701.766876
314	2013/07/14	14:53:00	00:01:00.0	35.5	35.5	0.0	35.5	314	3509.744462
315	2013/07/14	14:54:00	00:01:00.0	36.1	36.1	0.0	36.1	315	4036.834591
316	2013/07/14	14:55:00	00:01:00.0	38.6	38.6	0.0	38.6	316	7322.128982
317	2013/07/14	14:56:00	00:01:00.0	40.9	40.9	0.0	40.9	317	12432.6709
318	2013/07/14	14:57:00	00:01:00.0	38.6	38.6	0.0	38.6	318	7214.790494
319	2013/07/14	14:58:00	00:01:00.0	40.2	40.2	0.0	40.2	319	10365.98328
320	2013/07/14	14:59:00	00:01:00.0	42.4	42.4	0.0	42.4	320	17321.78043
321	2013/07/14	15:00:00	00:01:00.0	43.3	43.3	0.0	43.3	321	21273.36675
322	2013/07/14	15:01:00	00:01:00.0	41.1	41.1	0.0	41.1	322	12736.88559
323	2013/07/14	15:02:00	00:01:00.0	41.2	41.2	0.0	41.2	323	13188.85867
324	2013/07/14	15:03:00	00:01:00.0	35.9	35.9	0.0	35.9	324	3935.373546
325	2013/07/14	15:04:00	00:01:00.0	37.5	37.5	0.0	37.5	325	5626.802714
326	2013/07/14	15:05:00	00:01:00.0	36.4	36.4	0.0	36.4	326	4397.830117
327	2013/07/14	15:06:00	00:01:00.0	39.7	39.7	0.0	39.7	327	9388.635159
328	2013/07/14	15:07:00	00:01:00.0	39.8	39.8	0.0	39.8	328	9654.838768
329	2013/07/14	15:08:00	00:01:00.0	39.2	39.2	0.0	39.2	329	8262.35704
330	2013/07/14	15:09:00	00:01:00.0	37.1	37.1	0.0	37.1	330	5143.531073
331	2013/07/14	15:10:00	00:01:00.0	39.9	39.9	0.0	39.9	331	9787.88156
332	2013/07/14	15:11:00	00:01:00.0	40.9	40.9	0.0	40.9	332	12394.43184
333	2013/07/14	15:12:00	00:01:00.0	39.2	39.2	0.0	39.2	333	8234.441628
334	2013/07/14	15:13:00	00:01:00.0	42.2	42.2	0.0	42.2	334	16521.1573
335	2013/07/14	15:14:00	00:01:00.0	38.8	38.8	0.0	38.8	335	7657.674614
336	2013/07/14	15:15:00	00:01:00.0	40.8	40.8	0.0	40.8	336	12010.49349
337	2013/07/14	15:16:00	00:01:00.0	39.4	39.4	0.0	39.4	337	8699.217901
338	2013/07/14	15:17:00	00:01:00.0	38.4	38.4	0.0	38.4	338	6868.878489
339	2013/07/14	15:18:00	00:01:00.0	41.9	41.9	0.0	41.9	339	15357.7553
340	2013/07/14	15:19:00	00:01:00.0	38.4	38.4	0.0	38.4	340	6887.674043
341	2013/07/14	15:20:00	00:01:00.0	39.8	39.8	0.0	39.8	341	9575.517669
342	2013/07/14	15:21:00	00:01:00.0	42.4	42.4	0.0	42.4	342	17359.17325
343	2013/07/14	15:22:00	00:01:00.0	40.9	40.9	0.0	40.9	343	12280.93665
344	2013/07/14	15:23:00	00:01:00.0	37.8	37.8	0.0	37.8	344	6024.748033
345	2013/07/14	15:24:00	00:01:00.0	36.9	36.9	0.0	36.9	345	4897.419952
346	2013/07/14	15:25:00	00:01:00.0	41.1	41.1	0.0	41.1	346	12912.51212
347	2013/07/14	15:26:00	00:01:00.0	49.1	49.1	0.0	49.1	347	81498.49656
348	2013/07/14	15:27:00	00:01:00.0	41.3	41.3	0.0	41.3	348	13367.71115
349	2013/07/14	15:28:00	00:01:00.0	39.9	39.9	0.0	39.9	349	9686.480318
350	2013/07/14	15:29:00	00:01:00.0	37.2	37.2	0.0	37.2	350	5307.305839
351	2013/07/14	15:30:00	00:01:00.0	35.0	35.0	0.0	35.0	351	3187.983071
352	2013/07/14	15:31:00	00:01:00.0	33.8	33.8	0.0	33.8	352	2419.953336

Location 1 - TVA Site

Record #	Date	Time	Duration	LAeq	Base Leq	Penalty	Base+Penalty	count	10^{^(leq/10)}
353	2013/07/14	15:32:00	00:01:00.0	35.8	35.8	0.0	35.8	353	3827.428659
354	2013/07/14	15:33:00	00:01:00.0	34.3	34.3	0.0	34.3	354	2686.135298
355	2013/07/14	15:34:00	00:01:00.0	36.5	36.5	0.0	36.5	355	4448.495912
356	2013/07/14	15:35:00	00:01:00.0	38.4	38.4	0.0	38.4	356	6965.763896
357	2013/07/14	15:36:00	00:01:00.0	39.7	39.7	0.0	39.7	357	9404.61428
358	2013/07/14	15:37:00	00:01:00.0	36.8	36.8	0.0	36.8	358	4834.361714
359	2013/07/14	15:38:00	00:01:00.0	37.7	37.7	0.0	37.7	359	5919.090005
360	2013/07/14	15:39:00	00:01:00.0	37.2	37.2	0.0	37.2	360	5231.667527
361	2013/07/14	15:40:00	00:01:00.0	39.3	39.3	0.0	39.3	361	8415.237467
362	2013/07/14	15:41:00	00:01:00.0	37.0	37.0	0.0	37.0	362	5020.270073
363	2013/07/14	15:42:00	00:01:00.0	37.9	37.9	0.0	37.9	363	6103.735465
364	2013/07/14	15:43:00	00:01:00.0	38.1	38.1	0.0	38.1	364	6406.471246
365	2013/07/14	15:44:00	00:01:00.0	41.0	41.0	0.0	41.0	365	12491.82525
366	2013/07/14	15:45:00	00:01:00.0	36.8	36.8	0.0	36.8	366	4801.193198
367	2013/07/14	15:46:00	00:01:00.0	33.8	33.8	0.0	33.8	367	2387.309392
368	2013/07/14	15:47:00	00:01:00.0	35.1	35.1	0.0	35.1	368	3199.524005
369	2013/07/14	15:48:00	00:01:00.0	36.3	36.3	0.0	36.3	369	4287.250689
370	2013/07/14	15:49:00	00:01:00.0	34.4	34.4	0.0	34.4	370	2763.457497
371	2013/07/14	15:50:00	00:01:00.0	33.5	33.5	0.0	33.5	371	2215.983686
372	2013/07/14	15:51:00	00:01:00.0	33.0	33.0	0.0	33.0	372	2016.709061
373	2013/07/14	15:52:00	00:01:00.0	35.0	35.0	0.0	35.0	373	3167.668091
374	2013/07/14	15:53:00	00:01:00.0	51.0	51.0	0.0	51.0	374	125734.9531
375	2013/07/14	15:54:00	00:01:00.0	44.0	44.0	0.0	44.0	375	25089.42671
376	2013/07/14	15:55:00	00:01:00.0	34.4	34.4	0.0	34.4	376	2746.544863
377	2013/07/14	15:56:00	00:01:00.0	35.9	35.9	0.0	35.9	377	3910.958872
378	2013/07/14	15:57:00	00:01:00.0	36.4	36.4	0.0	36.4	378	4381.46646
379	2013/07/14	15:58:00	00:01:00.0	43.2	43.2	0.0	43.2	379	20689.23345
380	2013/07/14	15:59:00	00:01:00.0	37.4	37.4	0.0	37.4	380	5462.833752
381	2013/07/14	16:00:00	00:01:00.0	35.1	35.1	0.0	35.1	381	3216.538005
382	2013/07/14	16:01:00	00:01:00.0	36.0	36.0	0.0	36.0	382	3949.165695
383	2013/07/14	16:02:00	00:01:00.0	41.2	41.2	0.0	41.2	383	13099.50908
384	2013/07/14	16:03:00	00:01:00.0	40.3	40.3	0.0	40.3	384	10763.20481
385	2013/07/14	16:04:00	00:01:00.0	36.8	36.8	0.0	36.8	385	4838.869182
386	2013/07/14	16:05:00	00:01:00.0	40.6	40.6	0.0	40.6	386	11403.87931
387	2013/07/14	16:06:00	00:01:00.0	38.5	38.5	0.0	38.5	387	7109.287796
388	2013/07/14	16:07:00	00:01:00.0	34.3	34.3	0.0	34.3	388	2719.005557
389	2013/07/14	16:08:00	00:01:00.0	33.6	33.6	0.0	33.6	389	2269.861582
390	2013/07/14	16:09:00	00:01:00.0	35.9	35.9	0.0	35.9	390	3873.281585
391	2013/07/14	16:10:00	00:01:00.0	34.2	34.2	0.0	34.2	391	2622.028853
392	2013/07/14	16:11:00	00:01:00.0	34.9	34.9	0.0	34.9	392	3098.230056
393	2013/07/14	16:12:00	00:01:00.0	36.5	36.5	0.0	36.5	393	4514.527995
394	2013/07/14	16:13:00	00:01:00.0	35.8	35.8	0.0	35.8	394	3798.478567
395	2013/07/14	16:14:00	00:01:00.0	36.6	36.6	0.0	36.6	395	4579.319378
396	2013/07/14	16:15:00	00:01:00.0	35.8	35.8	0.0	35.8	396	3766.632877

Location 1 - TVA Site

Record #	Date	Time	Duration	LAeq	Base Leq	Penalty	Base+Penalty	count	10^{^(leq/10)}
397	2013/07/14	16:16:00	00:01:00.0	39.7	39.7	0.0	39.7	397	9367.456912
398	2013/07/14	16:17:00	00:01:00.0	33.0	33.0	0.0	33.0	398	2010.493924
399	2013/07/14	16:18:00	00:01:00.0	39.4	39.4	0.0	39.4	399	8646.327174
400	2013/07/14	16:19:00	00:01:00.0	42.9	42.9	0.0	42.9	400	19429.9635
401	2013/07/14	16:20:00	00:01:00.0	36.7	36.7	0.0	36.7	401	4680.002922
402	2013/07/14	16:21:00	00:01:00.0	45.8	45.8	0.0	45.8	402	38306.77619
403	2013/07/14	16:22:00	00:01:00.0	34.6	34.6	0.0	34.6	403	2907.037423
404	2013/07/14	16:23:00	00:01:00.0	36.3	36.3	0.0	36.3	404	4241.020756
405	2013/07/14	16:24:00	00:01:00.0	36.4	36.4	0.0	36.4	405	4337.038709
406	2013/07/14	16:25:00	00:01:00.0	32.8	32.8	0.0	32.8	406	1894.752174
407	2013/07/14	16:26:00	00:01:00.0	33.0	33.0	0.0	33.0	407	1986.450622
408	2013/07/14	16:27:00	00:01:00.0	36.1	36.1	0.0	36.1	408	4031.62914
409	2013/07/14	16:28:00	00:01:00.0	34.8	34.8	0.0	34.8	409	3038.755586
410	2013/07/14	16:29:00	00:01:00.0	43.4	43.4	0.0	43.4	410	21665.22324
411	2013/07/14	16:30:00	00:01:00.0	36.9	36.9	0.0	36.9	411	4925.828922
412	2013/07/14	16:31:00	00:01:00.0	33.9	33.9	0.0	33.9	412	2439.549567
413	2013/07/14	16:32:00	00:01:00.0	35.0	35.0	0.0	35.0	413	3139.378788
414	2013/07/14	16:33:00	00:01:00.0	35.4	35.4	0.0	35.4	414	3497.38558
415	2013/07/14	16:34:00	00:01:00.0	35.6	35.6	0.0	35.6	415	3613.535133
416	2013/07/14	16:35:00	00:01:00.0	34.7	34.7	0.0	34.7	416	2972.548101
417	2013/07/14	16:36:00	00:01:00.0	39.0	39.0	0.0	39.0	417	7858.567703
418	2013/07/14	16:37:00	00:01:00.0	37.5	37.5	0.0	37.5	418	5632.731767
419	2013/07/14	16:38:00	00:01:00.0	34.7	34.7	0.0	34.7	419	2955.012422
420	2013/07/14	16:39:00	00:01:00.0	34.4	34.4	0.0	34.4	420	2767.108181
421	2013/07/14	16:40:00	00:01:00.0	35.8	35.8	0.0	35.8	421	3775.085599
422	2013/07/14	16:41:00	00:01:00.0	42.2	42.2	0.0	42.2	422	16496.96963
423	2013/07/14	16:42:00	00:01:00.0	43.5	43.5	0.0	43.5	423	22642.10308
424	2013/07/14	16:43:00	00:01:00.0	52.5	52.5	0.0	52.5	424	177949.0357
425	2013/07/14	16:44:00	00:01:00.0	57.4	57.4	0.0	57.4	425	547144.4008
426	2013/07/14	16:45:00	00:01:00.0	39.8	39.8	0.0	39.8	426	9500.369102
427	2013/07/14	16:46:00	00:01:00.0	42.5	42.5	0.0	42.5	427	17960.16104
428	2013/07/14	16:47:00	00:01:00.0	44.1	44.1	0.0	44.1	428	25582.34152
429	2013/07/14	16:48:00	00:01:00.0	45.2	45.2	0.0	45.2	429	33115.61941
430	2013/07/14	16:49:00	00:01:00.0	45.7	45.7	0.0	45.7	430	36832.39937
431	2013/07/14	16:50:00	00:01:00.0	49.0	49.0	0.0	49.0	431	79059.79861
432	2013/07/14	16:51:00	00:01:00.0	51.4	51.4	0.0	51.4	432	138040.7787
433	2013/07/14	16:52:00	00:01:00.0	48.4	48.4	0.0	48.4	433	69244.46363
434	2013/07/14	16:53:00	00:01:00.0	43.6	43.6	0.0	43.6	434	22819.27939
435	2013/07/14	16:54:00	00:01:00.0	43.8	43.8	0.0	43.8	435	23733.74167
436	2013/07/14	16:55:00	00:01:00.0	43.4	43.4	0.0	43.4	436	21821.62177
437	2013/07/14	16:56:00	00:01:00.0	44.3	44.3	0.0	44.3	437	26978.04266
438	2013/07/14	16:57:00	00:01:00.0	45.2	45.2	0.0	45.2	438	33000.4295
439	2013/07/14	16:58:00	00:01:00.0	45.7	45.7	0.0	45.7	439	37326.63277
440	2013/07/14	16:59:00	00:01:00.0	44.1	44.1	0.0	44.1	440	25954.46231

Location 1 - TVA Site

Record #	Date	Time	Duration	LAeq	Base Leq	Penalty	Base+Penalty	count	10^{^(leq/10)}
441	2013/07/14	17:00:00	00:01:00.0	44.0	44.0	0.0	44.0	441	25352.87271
442	2013/07/14	17:01:00	00:01:00.0	47.4	47.4	0.0	47.4	442	54749.58273
443	2013/07/14	17:02:00	00:01:00.0	49.9	49.9	0.0	49.9	443	98492.5188
444	2013/07/14	17:03:00	00:01:00.0	48.3	48.3	0.0	48.3	444	67356.54802
445	2013/07/14	17:04:00	00:01:00.0	43.0	43.0	0.0	43.0	445	20149.11881
446	2013/07/14	17:05:00	00:01:00.0	43.8	43.8	0.0	43.8	446	23836.9911
447	2013/07/14	17:06:00	00:01:00.0	42.1	42.1	0.0	42.1	447	16391.0963
448	2013/07/14	17:07:00	00:01:00.0	40.8	40.8	0.0	40.8	448	11946.71168
449	2013/07/14	17:08:00	00:01:00.0	43.2	43.2	0.0	43.2	449	20960.68207
450	2013/07/14	17:09:00	00:01:00.0	41.9	41.9	0.0	41.9	450	15543.54461
451	2013/07/14	17:10:00	00:01:00.0	41.5	41.5	0.0	41.5	451	13984.87191
452	2013/07/14	17:11:00	00:01:00.0	43.3	43.3	0.0	43.3	452	21553.35022
453	2013/07/14	17:12:00	00:01:00.0	41.8	41.8	0.0	41.8	453	15221.83074
454	2013/07/14	17:13:00	00:01:00.0	42.0	42.0	0.0	42.0	454	15875.2369
455	2013/07/14	17:14:00	00:01:00.0	42.9	42.9	0.0	42.9	455	19490.8158
456	2013/07/14	17:15:00	00:01:00.0	42.9	42.9	0.0	42.9	456	19448.26755
457	2013/07/14	17:16:00	00:01:00.0	44.0	44.0	0.0	44.0	457	25392.85499
458	2013/07/14	17:17:00	00:01:00.0	43.1	43.1	0.0	43.1	458	20542.32217
459	2013/07/14	17:18:00	00:01:00.0	42.9	42.9	0.0	42.9	459	19723.43389
460	2013/07/14	17:19:00	00:01:00.0	40.4	40.4	0.0	40.4	460	10853.53695
461	2013/07/14	17:20:00	00:01:00.0	40.3	40.3	0.0	40.3	461	10737.94495
462	2013/07/14	17:21:00	00:01:00.0	38.9	38.9	0.0	38.9	462	7702.210288
463	2013/07/14	17:22:00	00:01:00.0	39.0	39.0	0.0	39.0	463	7941.614992
464	2013/07/14	17:23:00	00:01:00.0	41.6	41.6	0.0	41.6	464	14397.9034
465	2013/07/14	17:24:00	00:01:00.0	43.2	43.2	0.0	43.2	465	20798.61246
466	2013/07/14	17:25:00	00:01:00.0	46.5	46.5	0.0	46.5	466	44666.35827
467	2013/07/14	17:26:00	00:01:00.0	44.7	44.7	0.0	44.7	467	29569.38973
468	2013/07/14	17:27:00	00:01:00.0	43.5	43.5	0.0	43.5	468	22197.59111
469	2013/07/14	17:28:00	00:01:00.0	41.1	41.1	0.0	41.1	469	12811.10734
470	2013/07/14	17:29:00	00:01:00.0	41.8	41.8	0.0	41.8	470	15101.44141
471	2013/07/14	17:30:00	00:01:00.0	42.1	42.1	0.0	42.1	471	16214.29219
472	2013/07/14	17:31:00	00:01:00.0	42.3	42.3	0.0	42.3	472	16995.32655
473	2013/07/14	17:32:00	00:01:00.0	42.6	42.6	0.0	42.6	473	18006.03187
474	2013/07/14	17:33:00	00:01:00.0	42.3	42.3	0.0	42.3	474	17093.13235
475	2013/07/14	17:34:00	00:01:00.0	41.9	41.9	0.0	41.9	475	15372.02057
476	2013/07/14	17:35:00	00:01:00.0	41.5	41.5	0.0	41.5	476	14110.11037
477	2013/07/14	17:36:00	00:01:00.0	45.5	45.5	0.0	45.5	477	35425.0362
478	2013/07/14	17:37:00	00:01:00.0	42.8	42.8	0.0	42.8	478	18858.7244
479	2013/07/14	17:38:00	00:01:00.0	41.2	41.2	0.0	41.2	479	13091.68722
480	2013/07/14	17:39:00	00:01:00.0	41.4	41.4	0.0	41.4	480	13779.18339
481	2013/07/14	17:40:00	00:01:00.0	42.1	42.1	0.0	42.1	481	16297.17867
482	2013/07/14	17:41:00	00:01:00.0	41.3	41.3	0.0	41.3	482	13506.27248
483	2013/07/14	17:42:00	00:01:00.0	42.1	42.1	0.0	42.1	483	16181.52581
484	2013/07/14	17:43:00	00:01:00.0	40.4	40.4	0.0	40.4	484	11042.26115

Location 1 - TVA Site

Record #	Date	Time	Duration	LAeq	Base Leq	Penalty	Base+Penalty	count	10^{^(leq/10)}
485	2013/07/14	17:44:00	00:01:00.0	43.8	43.8	0.0	43.8	485	23894.3453
486	2013/07/14	17:45:00	00:01:00.0	41.9	41.9	0.0	41.9	486	15417.0354
487	2013/07/14	17:46:00	00:01:00.0	42.3	42.3	0.0	42.3	487	16789.04294
488	2013/07/14	17:47:00	00:01:00.0	38.5	38.5	0.0	38.5	488	7041.757184
489	2013/07/14	17:48:00	00:01:00.0	40.2	40.2	0.0	40.2	489	10573.23948
490	2013/07/14	17:49:00	00:01:00.0	40.3	40.3	0.0	40.3	490	10796.52505
491	2013/07/14	17:50:00	00:01:00.0	39.3	39.3	0.0	39.3	491	8546.529178
492	2013/07/14	17:51:00	00:01:00.0	40.5	40.5	0.0	40.5	492	11206.82853
493	2013/07/14	17:52:00	00:01:00.0	40.1	40.1	0.0	40.1	493	10136.34772
494	2013/07/14	17:53:00	00:01:00.0	38.8	38.8	0.0	38.8	494	7519.045619
495	2013/07/14	17:54:00	00:01:00.0	39.8	39.8	0.0	39.8	495	9523.09411
496	2013/07/14	17:55:00	00:01:00.0	39.9	39.9	0.0	39.9	496	9884.638362
497	2013/07/14	17:56:00	00:01:00.0	38.2	38.2	0.0	38.2	497	6580.866505
498	2013/07/14	17:57:00	00:01:00.0	42.0	42.0	0.0	42.0	498	15892.18824
499	2013/07/14	17:58:00	00:01:00.0	42.4	42.4	0.0	42.4	499	17457.98415
500	2013/07/14	17:59:00	00:01:00.0	39.5	39.5	0.0	39.5	500	8899.750321
501	2013/07/14	18:00:00	00:01:00.0	39.6	39.6	0.0	39.6	501	9188.774609
502	2013/07/14	18:01:00	00:01:00.0	40.5	40.5	0.0	40.5	502	11273.26294
503	2013/07/14	18:02:00	00:01:00.0	42.2	42.2	0.0	42.2	503	16728.89497
504	2013/07/14	18:03:00	00:01:00.0	40.0	40.0	0.0	40.0	504	9968.157318
505	2013/07/14	18:04:00	00:01:00.0	47.2	47.2	0.0	47.2	505	52233.79543
506	2013/07/14	18:05:00	00:01:00.0	45.4	45.4	0.0	45.4	506	34585.72963
507	2013/07/14	18:06:00	00:01:00.0	37.7	37.7	0.0	37.7	507	5846.64518
508	2013/07/14	18:07:00	00:01:00.0	37.4	37.4	0.0	37.4	508	5445.500804
509	2013/07/14	18:08:00	00:01:00.0	37.6	37.6	0.0	37.6	509	5747.108372
510	2013/07/14	18:09:00	00:01:00.0	37.6	37.6	0.0	37.6	510	5694.922568
511	2013/07/14	18:10:00	00:01:00.0	39.7	39.7	0.0	39.7	511	9255.936455
512	2013/07/14	18:11:00	00:01:00.0	38.3	38.3	0.0	38.3	512	6803.015999
513	2013/07/14	18:12:00	00:01:00.0	39.5	39.5	0.0	39.5	513	8881.086709
514	2013/07/14	18:13:00	00:01:00.0	39.1	39.1	0.0	39.1	514	8106.562702
515	2013/07/14	18:14:00	00:01:00.0	37.7	37.7	0.0	37.7	515	5951.726205
516	2013/07/14	18:15:00	00:01:00.0	40.1	40.1	0.0	40.1	516	10258.79122
517	2013/07/14	18:16:00	00:01:00.0	38.8	38.8	0.0	38.8	517	7643.683369
518	2013/07/14	18:17:00	00:01:00.0	44.2	44.2	0.0	44.2	518	26029.71184
519	2013/07/14	18:18:00	00:01:00.0	49.3	49.3	0.0	49.3	519	85833.85138
520	2013/07/14	18:19:00	00:01:00.0	40.4	40.4	0.0	40.4	520	11074.7817
521	2013/07/14	18:20:00	00:01:00.0	40.5	40.5	0.0	40.5	521	11121.22165
522	2013/07/14	18:21:00	00:01:00.0	37.4	37.4	0.0	37.4	522	5446.390542
523	2013/07/14	18:22:00	00:01:00.0	39.1	39.1	0.0	39.1	523	8124.469229
524	2013/07/14	18:23:00	00:01:00.0	40.7	40.7	0.0	40.7	524	11851.73595
525	2013/07/14	18:24:00	00:01:00.0	38.1	38.1	0.0	38.1	525	6468.619639
526	2013/07/14	18:25:00	00:01:00.0	40.0	40.0	0.0	40.0	526	9979.441035
527	2013/07/14	18:26:00	00:01:00.0	39.9	39.9	0.0	39.9	527	9862.947675
528	2013/07/14	18:27:00	00:01:00.0	41.7	41.7	0.0	41.7	528	14921.94568

Location 1 - TVA Site

Record #	Date	Time	Duration	LAeq	Base Leq	Penalty	Base+Penalty	count	10^{^(leq/10)}
529	2013/07/14	18:28:00	00:01:00.0	39.5	39.5	0.0	39.5	529	8873.242521
530	2013/07/14	18:29:00	00:01:00.0	40.3	40.3	0.0	40.3	530	10604.78857
531	2013/07/14	18:30:00	00:01:00.0	37.4	37.4	0.0	37.4	531	5535.762048
532	2013/07/14	18:31:00	00:01:00.0	38.6	38.6	0.0	38.6	532	7277.13785
533	2013/07/14	18:32:00	00:01:00.0	40.2	40.2	0.0	40.2	533	10417.18914
534	2013/07/14	18:33:00	00:01:00.0	39.0	39.0	0.0	39.0	534	7982.625723
535	2013/07/14	18:34:00	00:01:00.0	39.3	39.3	0.0	39.3	535	8592.301287
536	2013/07/14	18:35:00	00:01:00.0	40.6	40.6	0.0	40.6	536	11469.07389
537	2013/07/14	18:36:00	00:01:00.0	50.5	50.5	0.0	50.5	537	112953.9593
538	2013/07/14	18:37:00	00:01:00.0	54.5	54.5	0.0	54.5	538	283883.8198
539	2013/07/14	18:38:00	00:01:00.0	54.8	54.8	0.0	54.8	539	302179.5326
540	2013/07/14	18:39:00	00:01:00.0	55.2	55.2	0.0	55.2	540	333188.9442
541	2013/07/14	18:40:00	00:01:00.0	52.7	52.7	0.0	52.7	541	188265.0016
542	2013/07/14	18:41:00	00:01:00.0	52.8	52.8	0.0	52.8	542	188640.0934
543	2013/07/14	18:42:00	00:01:00.0	53.6	53.6	0.0	53.6	543	231397.8308
544	2013/07/14	18:43:00	00:01:00.0	52.5	52.5	0.0	52.5	544	177630.1481
545	2013/07/14	18:44:00	00:01:00.0	47.0	47.0	0.0	47.0	545	50519.33691
546	2013/07/14	18:45:00	00:01:00.0	45.4	45.4	0.0	45.4	546	34974.40876
547	2013/07/14	18:46:00	00:01:00.0	45.3	45.3	0.0	45.3	547	34165.00928
548	2013/07/14	18:47:00	00:01:00.0	44.6	44.6	0.0	44.6	548	28979.51177
549	2013/07/14	18:48:00	00:01:00.0	44.9	44.9	0.0	44.9	549	31234.25813
550	2013/07/14	18:49:00	00:01:00.0	44.8	44.8	0.0	44.8	550	30509.27159
551	2013/07/14	18:50:00	00:01:00.0	44.5	44.5	0.0	44.5	551	27992.13218
552	2013/07/14	18:51:00	00:01:00.0	45.8	45.8	0.0	45.8	552	38423.47449
553	2013/07/14	18:52:00	00:01:00.0	45.0	45.0	0.0	45.0	553	31480.46603
554	2013/07/14	18:53:00	00:01:00.0	44.2	44.2	0.0	44.2	554	26517.05186
555	2013/07/14	18:54:00	00:01:00.0	44.6	44.6	0.0	44.6	555	28951.0166
556	2013/07/14	18:55:00	00:01:00.0	45.0	45.0	0.0	45.0	556	31963.52688
557	2013/07/14	18:56:00	00:01:00.0	45.9	45.9	0.0	45.9	557	38797.85166
558	2013/07/14	18:57:00	00:01:00.0	44.8	44.8	0.0	44.8	558	30085.08283
559	2013/07/14	18:58:00	00:01:00.0	45.0	45.0	0.0	45.0	559	31782.14109
560	2013/07/14	18:59:00	00:01:00.0	46.8	46.8	0.0	46.8	560	48368.08226
561	2013/07/14	19:00:00	00:01:00.0	43.5	43.5	0.0	43.5	561	22572.44313
562	2013/07/14	19:01:00	00:01:00.0	43.5	43.5	0.0	43.5	562	22249.73039
563	2013/07/14	19:02:00	00:01:00.0	44.5	44.5	0.0	44.5	563	28373.97298
564	2013/07/14	19:03:00	00:01:00.0	44.2	44.2	0.0	44.2	564	26131.3557
565	2013/07/14	19:04:00	00:01:00.0	43.3	43.3	0.0	43.3	565	21159.00045
566	2013/07/14	19:05:00	00:01:00.0	43.9	43.9	0.0	43.9	566	24277.17851
567	2013/07/14	19:06:00	00:01:00.0	42.3	42.3	0.0	42.3	567	17028.40958
568	2013/07/14	19:07:00	00:01:00.0	41.5	41.5	0.0	41.5	568	14063.40107
569	2013/07/14	19:08:00	00:01:00.0	41.1	41.1	0.0	41.1	569	12844.05295
570	2013/07/14	19:09:00	00:01:00.0	40.5	40.5	0.0	40.5	570	11224.50205
571	2013/07/14	19:10:00	00:01:00.0	40.0	40.0	0.0	40.0	571	10010.33493
572	2013/07/14	19:11:00	00:01:00.0	45.1	45.1	0.0	45.1	572	32050.87719

Location 1 - TVA Site

Record #	Date	Time	Duration	LAeq	Base Leq	Penalty	Base+Penalty	count	10 ^{^(leq/10)}
573	2013/07/14	19:12:00	00:01:00.0	44.9	44.9	0.0	44.9	573	30955.39778
574	2013/07/14	19:13:00	00:01:00.0	40.7	40.7	0.0	40.7	574	11868.14331
575	2013/07/14	19:14:00	00:01:00.0	40.3	40.3	0.0	40.3	575	10718.44817
576	2013/07/14	19:15:00	00:01:00.0	40.1	40.1	0.0	40.1	576	10135.35949
577	2013/07/14	19:16:00	00:01:00.0	40.2	40.2	0.0	40.2	577	10580.79265
578	2013/07/14	19:17:00	00:01:00.0	40.7	40.7	0.0	40.7	578	11840.91432
579	2013/07/14	19:18:00	00:01:00.0	39.2	39.2	0.0	39.2	579	8305.957885
580	2013/07/14	19:19:00	00:01:00.0	41.9	41.9	0.0	41.9	580	15558.22844
581	2013/07/14	19:20:00	00:01:00.0	40.7	40.7	0.0	40.7	581	11648.95185
582	2013/07/14	19:21:00	00:01:00.0	40.6	40.6	0.0	40.6	582	11543.76327
583	2013/07/14	19:22:00	00:01:00.0	41.3	41.3	0.0	41.3	583	13568.25849
584	2013/07/14	19:23:00	00:01:00.0	41.7	41.7	0.0	41.7	584	14785.53994
585	2013/07/14	19:24:00	00:01:00.0	42.4	42.4	0.0	42.4	585	17369.6821
586	2013/07/14	19:25:00	00:01:00.0	40.5	40.5	0.0	40.5	586	11293.50109
587	2013/07/14	19:26:00	00:01:00.0	42.1	42.1	0.0	42.1	587	16328.64452
588	2013/07/14	19:27:00	00:01:00.0	42.0	42.0	0.0	42.0	588	15884.28932
589	2013/07/14	19:28:00	00:01:00.0	41.0	41.0	0.0	41.0	589	12580.99652
590	2013/07/14	19:29:00	00:01:00.0	41.9	41.9	0.0	41.9	590	15511.12546
591	2013/07/14	19:30:00	00:01:00.0	40.0	40.0	0.0	40.0	591	9917.773473
592	2013/07/14	19:31:00	00:01:00.0	39.7	39.7	0.0	39.7	592	9386.977726
593	2013/07/14	19:32:00	00:01:00.0	39.8	39.8	0.0	39.8	593	9514.039375
594	2013/07/14	19:33:00	00:01:00.0	39.8	39.8	0.0	39.8	594	9449.30311
595	2013/07/14	19:34:00	00:01:00.0	40.6	40.6	0.0	40.6	595	11463.90707
596	2013/07/14	19:35:00	00:01:00.0	43.3	43.3	0.0	43.3	596	21188.14375
597	2013/07/14	19:36:00	00:01:00.0	42.0	42.0	0.0	42.0	597	15799.63037
598	2013/07/14	19:37:00	00:01:00.0	38.7	38.7	0.0	38.7	598	7338.702425
599	2013/07/14	19:38:00	00:01:00.0	38.1	38.1	0.0	38.1	599	6421.068002
600	2013/07/14	19:39:00	00:01:00.0	39.6	39.6	0.0	39.6	600	9144.193362
601	2013/07/14	19:40:00	00:01:00.0	38.4	38.4	0.0	38.4	601	6887.740592
602	2013/07/14	19:41:00	00:01:00.0	38.2	38.2	0.0	38.2	602	6656.93369
603	2013/07/14	19:42:00	00:01:00.0	38.0	38.0	0.0	38.0	603	6264.005232
604	2013/07/14	19:43:00	00:01:00.0	39.3	39.3	0.0	39.3	604	8574.478242
605	2013/07/14	19:44:00	00:01:00.0	40.9	40.9	0.0	40.9	605	12271.96501
606	2013/07/14	19:45:00	00:01:00.0	39.3	39.3	0.0	39.3	606	8540.585714
607	2013/07/14	19:46:00	00:01:00.0	39.1	39.1	0.0	39.1	607	8085.420974
608	2013/07/14	19:47:00	00:01:00.0	40.2	40.2	0.0	40.2	608	10552.52153
609	2013/07/14	19:48:00	00:01:00.0	39.9	39.9	0.0	39.9	609	9881.14
610	2013/07/14	19:49:00	00:01:00.0	41.3	41.3	0.0	41.3	610	13519.23359
611	2013/07/14	19:50:00	00:01:00.0	39.4	39.4	0.0	39.4	611	8741.629733
612	2013/07/14	19:51:00	00:01:00.0	37.7	37.7	0.0	37.7	612	5926.659576
613	2013/07/14	19:52:00	00:01:00.0	41.2	41.2	0.0	41.2	613	13277.51143
614	2013/07/14	19:53:00	00:01:00.0	44.5	44.5	0.0	44.5	614	28473.01397
615	2013/07/14	19:54:00	00:01:00.0	43.8	43.8	0.0	43.8	615	23950.09137
616	2013/07/14	19:55:00	00:01:00.0	40.3	40.3	0.0	40.3	616	10687.96905

Location 1 - TVA Site

Record #	Date	Time	Duration	LAeq	Base Leq	Penalty	Base+Penalty	count	10 ^{^(leq/10)}
617	2013/07/14	19:56:00	00:01:00.0	39.7	39.7	0.0	39.7	617	9366.774007
618	2013/07/14	19:57:00	00:01:00.0	40.7	40.7	0.0	40.7	618	11831.21448
619	2013/07/14	19:58:00	00:01:00.0	39.2	39.2	0.0	39.2	619	8236.119822
620	2013/07/14	19:59:00	00:01:00.0	40.1	40.1	0.0	40.1	620	10206.25702
621	2013/07/14	20:00:00	00:01:00.0	38.7	38.7	0.0	38.7	621	7339.895045
622	2013/07/14	20:01:00	00:01:00.0	40.7	40.7	0.0	40.7	622	11748.74026
623	2013/07/14	20:02:00	00:01:00.0	38.4	38.4	0.0	38.4	623	6964.381254
624	2013/07/14	20:03:00	00:01:00.0	39.5	39.5	0.0	39.5	624	8980.37294
625	2013/07/14	20:04:00	00:01:00.0	41.3	41.3	0.0	41.3	625	13415.77413
626	2013/07/14	20:05:00	00:01:00.0	42.2	42.2	0.0	42.2	626	16654.41523
627	2013/07/14	20:06:00	00:01:00.0	42.2	42.2	0.0	42.2	627	16636.24171
628	2013/07/14	20:07:00	00:01:00.0	40.6	40.6	0.0	40.6	628	11552.80124
629	2013/07/14	20:08:00	00:01:00.0	39.7	39.7	0.0	39.7	629	9260.750728
630	2013/07/14	20:09:00	00:01:00.0	40.6	40.6	0.0	40.6	630	11457.37382
631	2013/07/14	20:10:00	00:01:00.0	40.8	40.8	0.0	40.8	631	11964.67971
632	2013/07/14	20:11:00	00:01:00.0	41.4	41.4	0.0	41.4	632	13843.52839
633	2013/07/14	20:12:00	00:01:00.0	41.4	41.4	0.0	41.4	633	13655.69465
634	2013/07/14	20:13:00	00:01:00.0	42.3	42.3	0.0	42.3	634	16942.48865
635	2013/07/14	20:14:00	00:01:00.0	41.0	41.0	0.0	41.0	635	12679.07632
636	2013/07/14	20:15:00	00:01:00.0	39.7	39.7	0.0	39.7	636	9273.432695
637	2013/07/14	20:16:00	00:01:00.0	42.3	42.3	0.0	42.3	637	16976.16964
638	2013/07/14	20:17:00	00:01:00.0	42.3	42.3	0.0	42.3	638	16905.75581
639	2013/07/14	20:18:00	00:01:00.0	40.5	40.5	0.0	40.5	639	11195.54349
640	2013/07/14	20:19:00	00:01:00.0	37.1	37.1	0.0	37.1	640	5166.506085
641	2013/07/14	20:20:00	00:01:00.0	35.2	35.2	0.0	35.2	641	3286.199144
642	2013/07/14	20:21:00	00:01:00.0	37.0	37.0	0.0	37.0	642	4978.55719
643	2013/07/14	20:22:00	00:01:00.0	35.0	35.0	0.0	35.0	643	3150.663511
644	2013/07/14	20:23:00	00:01:00.0	35.5	35.5	0.0	35.5	644	3521.432437
645	2013/07/14	20:24:00	00:01:00.0	35.0	35.0	0.0	35.0	645	3129.926462
646	2013/07/14	20:25:00	00:01:00.0	37.1	37.1	0.0	37.1	646	5154.571111
647	2013/07/14	20:26:00	00:01:00.0	35.1	35.1	0.0	35.1	647	3254.672152
648	2013/07/14	20:27:00	00:01:00.0	35.0	35.0	0.0	35.0	648	3128.898422
649	2013/07/14	20:28:00	00:01:00.0	34.5	34.5	0.0	34.5	649	2790.672335
650	2013/07/14	20:29:00	00:01:00.0	34.3	34.3	0.0	34.3	650	2670.326756
651	2013/07/14	20:30:00	00:01:00.0	36.6	36.6	0.0	36.6	651	4540.560339
652	2013/07/14	20:31:00	00:01:00.0	34.1	34.1	0.0	34.1	652	2584.011177
653	2013/07/14	20:32:00	00:01:00.0	33.9	33.9	0.0	33.9	653	2431.952273
654	2013/07/14	20:33:00	00:01:00.0	34.3	34.3	0.0	34.3	654	2722.430122
655	2013/07/14	20:34:00	00:01:00.0	36.2	36.2	0.0	36.2	655	4205.335595
656	2013/07/14	20:35:00	00:01:00.0	35.9	35.9	0.0	35.9	656	3886.258704
657	2013/07/14	20:36:00	00:01:00.0	34.4	34.4	0.0	34.4	657	2740.233858
658	2013/07/14	20:37:00	00:01:00.0	34.8	34.8	0.0	34.8	658	2989.61007
659	2013/07/14	20:38:00	00:01:00.0	34.8	34.8	0.0	34.8	659	3031.18201
660	2013/07/14	20:39:00	00:01:00.0	38.3	38.3	0.0	38.3	660	6691.921569

Location 1 - TVA Site

Record #	Date	Time	Duration	LAeq	Base Leq	Penalty	Base+Penalty	count	10^{^(leq/10)}
661	2013/07/14	20:40:00	00:01:00.0	36.3	36.3	0.0	36.3	661	4299.91106
662	2013/07/14	20:41:00	00:01:00.0	34.9	34.9	0.0	34.9	662	3072.187648
663	2013/07/14	20:42:00	00:01:00.0	36.2	36.2	0.0	36.2	663	4192.611185
664	2013/07/14	20:43:00	00:01:00.0	36.6	36.6	0.0	36.6	664	4569.238488
665	2013/07/14	20:44:00	00:01:00.0	36.0	36.0	0.0	36.0	665	3963.409995
666	2013/07/14	20:45:00	00:01:00.0	37.0	37.0	0.0	37.0	666	4994.719731
667	2013/07/14	20:46:00	00:01:00.0	38.1	38.1	0.0	38.1	667	6446.48147
668	2013/07/14	20:47:00	00:01:00.0	38.9	38.9	0.0	38.9	668	7731.173005
669	2013/07/14	20:48:00	00:01:00.0	36.2	36.2	0.0	36.2	669	4214.010245
670	2013/07/14	20:49:00	00:01:00.0	36.3	36.3	0.0	36.3	670	4261.416524
671	2013/07/14	20:50:00	00:01:00.0	38.7	38.7	0.0	38.7	671	7375.478854
672	2013/07/14	20:51:00	00:01:00.0	38.6	38.6	0.0	38.6	672	7317.628307
673	2013/07/14	20:52:00	00:01:00.0	37.7	37.7	0.0	37.7	673	5906.687493
674	2013/07/14	20:53:00	00:01:00.0	39.8	39.8	0.0	39.8	674	9644.345631
675	2013/07/14	20:54:00	00:01:00.0	39.3	39.3	0.0	39.3	675	8473.135048
676	2013/07/14	20:55:00	00:01:00.0	38.6	38.6	0.0	38.6	676	7287.820313
677	2013/07/14	20:56:00	00:01:00.0	39.0	39.0	0.0	39.0	677	8003.667385
678	2013/07/14	20:57:00	00:01:00.0	39.6	39.6	0.0	39.6	678	9124.127495
679	2013/07/14	20:58:00	00:01:00.0	38.6	38.6	0.0	38.6	679	7186.417615
680	2013/07/14	20:59:00	00:01:00.0	39.2	39.2	0.0	39.2	680	8325.335881
681	2013/07/14	21:00:00	00:01:00.0	42.7	42.7	0.0	42.7	681	18501.56564
682	2013/07/14	21:01:00	00:01:00.0	43.8	43.8	0.0	43.8	682	23730.88581
683	2013/07/14	21:02:00	00:01:00.0	40.4	40.4	0.0	40.4	683	11021.48573
684	2013/07/14	21:03:00	00:01:00.0	42.0	42.0	0.0	42.0	684	15963.13305
685	2013/07/14	21:04:00	00:01:00.0	43.1	43.1	0.0	43.1	685	20505.32987
686	2013/07/14	21:05:00	00:01:00.0	42.7	42.7	0.0	42.7	686	18470.60063
687	2013/07/14	21:06:00	00:01:00.0	43.0	43.0	0.0	43.0	687	19875.32712
688	2013/07/14	21:07:00	00:01:00.0	41.8	41.8	0.0	41.8	688	15276.64064
689	2013/07/14	21:08:00	00:01:00.0	42.3	42.3	0.0	42.3	689	17058.33525
690	2013/07/14	21:09:00	00:01:00.0	44.1	44.1	0.0	44.1	690	25697.87617
691	2013/07/14	21:10:00	00:01:00.0	45.3	45.3	0.0	45.3	691	33920.2036
692	2013/07/14	21:11:00	00:01:00.0	40.5	40.5	0.0	40.5	692	11236.67494
693	2013/07/14	21:12:00	00:01:00.0	41.3	41.3	0.0	41.3	693	13398.5688
694	2013/07/14	21:13:00	00:01:00.0	40.7	40.7	0.0	40.7	694	11672.50935
695	2013/07/14	21:14:00	00:01:00.0	40.2	40.2	0.0	40.2	695	10496.24258
696	2013/07/14	21:15:00	00:01:00.0	41.7	41.7	0.0	41.7	696	14757.60508
697	2013/07/14	21:16:00	00:01:00.0	41.9	41.9	0.0	41.9	697	15657.15423
698	2013/07/14	21:17:00	00:01:00.0	40.7	40.7	0.0	40.7	698	11795.86137
699	2013/07/14	21:18:00	00:01:00.0	40.8	40.8	0.0	40.8	699	12153.48348
700	2013/07/14	21:19:00	00:01:00.0	39.3	39.3	0.0	39.3	700	8473.589054
701	2013/07/14	21:20:00	00:01:00.0	41.0	41.0	0.0	41.0	701	12704.58311
702	2013/07/14	21:21:00	00:01:00.0	40.2	40.2	0.0	40.2	702	10394.0468
703	2013/07/14	21:22:00	00:01:00.0	40.1	40.1	0.0	40.1	703	10155.6955
704	2013/07/14	21:23:00	00:01:00.0	40.0	40.0	0.0	40.0	704	9910.101663

Location 1 - TVA Site

Record #	Date	Time	Duration	LAeq	Base Leq	Penalty	Base+Penalty	count	10^{^(leq/10)}
705	2013/07/14	21:24:00	00:01:00.0	37.8	37.8	0.0	37.8	705	6031.748037
706	2013/07/14	21:25:00	00:01:00.0	37.0	37.0	0.0	37.0	706	4988.791765
707	2013/07/14	21:26:00	00:01:00.0	36.8	36.8	0.0	36.8	707	4812.398722
708	2013/07/14	21:27:00	00:01:00.0	37.9	37.9	0.0	37.9	708	6202.629441
709	2013/07/14	21:28:00	00:01:00.0	38.4	38.4	0.0	38.4	709	6991.57044
710	2013/07/14	21:29:00	00:01:00.0	39.4	39.4	0.0	39.4	710	8803.404352
711	2013/07/14	21:30:00	00:01:00.0	40.0	40.0	0.0	40.0	711	10049.68927
712	2013/07/14	21:31:00	00:01:00.0	39.7	39.7	0.0	39.7	712	9388.527953
713	2013/07/14	21:32:00	00:01:00.0	40.8	40.8	0.0	40.8	713	11898.75802
714	2013/07/14	21:33:00	00:01:00.0	42.9	42.9	0.0	42.9	714	19657.26197
715	2013/07/14	21:34:00	00:01:00.0	41.0	41.0	0.0	41.0	715	12570.86708
716	2013/07/14	21:35:00	00:01:00.0	43.0	43.0	0.0	43.0	716	19751.36326
717	2013/07/14	21:36:00	00:01:00.0	41.4	41.4	0.0	41.4	717	13737.98538
718	2013/07/14	21:37:00	00:01:00.0	41.7	41.7	0.0	41.7	718	14806.38597
719	2013/07/14	21:38:00	00:01:00.0	41.9	41.9	0.0	41.9	719	15426.74794
720	2013/07/14	21:39:00	00:01:00.0	42.1	42.1	0.0	42.1	720	16298.36685
721	2013/07/14	21:40:00	00:01:00.0	42.5	42.5	0.0	42.5	721	17936.52897
722	2013/07/14	21:41:00	00:01:00.0	42.3	42.3	0.0	42.3	722	16934.72218
723	2013/07/14	21:42:00	00:01:00.0	42.5	42.5	0.0	42.5	723	17598.53564
724	2013/07/14	21:43:00	00:01:00.0	42.8	42.8	0.0	42.8	724	18847.43054
725	2013/07/14	21:44:00	00:01:00.0	42.8	42.8	0.0	42.8	725	18964.63833
726	2013/07/14	21:45:00	00:01:00.0	42.8	42.8	0.0	42.8	726	19272.39821
727	2013/07/14	21:46:00	00:01:00.0	41.7	41.7	0.0	41.7	727	14861.77541
728	2013/07/14	21:47:00	00:01:00.0	42.2	42.2	0.0	42.2	728	16672.6379
729	2013/07/14	21:48:00	00:01:00.0	42.3	42.3	0.0	42.3	729	16976.08017
730	2013/07/14	21:49:00	00:01:00.0	43.4	43.4	0.0	43.4	730	21922.04002
731	2013/07/14	21:50:00	00:01:00.0	42.6	42.6	0.0	42.6	731	18222.20985
732	2013/07/14	21:51:00	00:01:00.0	43.3	43.3	0.0	43.3	732	21208.23449
733	2013/07/14	21:52:00	00:01:00.0	43.6	43.6	0.0	43.6	733	22787.61231
734	2013/07/14	21:53:00	00:01:00.0	43.6	43.6	0.0	43.6	734	23084.05759
735	2013/07/14	21:54:00	00:01:00.0	43.8	43.8	0.0	43.8	735	24184.93485
736	2013/07/14	21:55:00	00:01:00.0	43.2	43.2	0.0	43.2	736	20953.98148
737	2013/07/14	21:56:00	00:01:00.0	43.0	43.0	0.0	43.0	737	19926.07185
738	2013/07/14	21:57:00	00:01:00.0	44.6	44.6	0.0	44.6	738	28542.42544
739	2013/07/14	21:58:00	00:01:00.0	43.2	43.2	0.0	43.2	739	20802.04728
740	2013/07/14	21:59:00	00:01:00.0	43.1	43.1	0.0	43.1	740	20512.89597
741	2013/07/14	22:00:00	00:01:00.0	48.5	48.5	10.0	58.5	741	708582.8308
742	2013/07/14	22:01:00	00:01:00.0	43.8	43.8	10.0	53.8	742	237739.4771
743	2013/07/14	22:02:00	00:01:00.0	43.3	43.3	10.0	53.3	743	214112.6461
744	2013/07/14	22:03:00	00:01:00.0	43.5	43.5	10.0	53.5	744	225146.8216
745	2013/07/14	22:04:00	00:01:00.0	43.2	43.2	10.0	53.2	745	209123.1661
746	2013/07/14	22:05:00	00:01:00.0	42.6	42.6	10.0	52.6	746	182291.7369
747	2013/07/14	22:06:00	00:01:00.0	41.6	41.6	10.0	51.6	747	145358.0087
748	2013/07/14	22:07:00	00:01:00.0	42.1	42.1	10.0	52.1	748	163218.7624

Location 1 - TVA Site

Record #	Date	Time	Duration	LAeq	Base Leq	Penalty	Base+Penalty	count	10^{^(leq/10)}
749	2013/07/14	22:08:00	00:01:00.0	42.4	42.4	10.0	52.4	749	172976.2087
750	2013/07/14	22:09:00	00:01:00.0	42.4	42.4	10.0	52.4	750	175451.631
751	2013/07/14	22:10:00	00:01:00.0	42.8	42.8	10.0	52.8	751	191451.6428
752	2013/07/14	22:11:00	00:01:00.0	42.9	42.9	10.0	52.9	752	192975.8693
753	2013/07/14	22:12:00	00:01:00.0	42.9	42.9	10.0	52.9	753	196609.2276
754	2013/07/14	22:13:00	00:01:00.0	43.0	43.0	10.0	53.0	754	199109.9049
755	2013/07/14	22:14:00	00:01:00.0	43.9	43.9	10.0	53.9	755	244503.0617
756	2013/07/14	22:15:00	00:01:00.0	43.2	43.2	10.0	53.2	756	209108.839
757	2013/07/14	22:16:00	00:01:00.0	43.7	43.7	10.0	53.7	757	236266.2247
758	2013/07/14	22:17:00	00:01:00.0	43.2	43.2	10.0	53.2	758	210118.5382
759	2013/07/14	22:18:00	00:01:00.0	43.1	43.1	10.0	53.1	759	205768.8684
760	2013/07/14	22:19:00	00:01:00.0	42.8	42.8	10.0	52.8	760	189635.556
761	2013/07/14	22:20:00	00:01:00.0	42.6	42.6	10.0	52.6	761	180811.7138
762	2013/07/14	22:21:00	00:01:00.0	42.5	42.5	10.0	52.5	762	176297.5747
763	2013/07/14	22:22:00	00:01:00.0	42.8	42.8	10.0	52.8	763	192031.3416
764	2013/07/14	22:23:00	00:01:00.0	42.7	42.7	10.0	52.7	764	185171.2453
765	2013/07/14	22:24:00	00:01:00.0	42.9	42.9	10.0	52.9	765	196908.217
766	2013/07/14	22:25:00	00:01:00.0	43.4	43.4	10.0	53.4	766	216703.2388
767	2013/07/14	22:26:00	00:01:00.0	43.5	43.5	10.0	53.5	767	223121.4172
768	2013/07/14	22:27:00	00:01:00.0	42.6	42.6	10.0	52.6	768	180412.408
769	2013/07/14	22:28:00	00:01:00.0	42.9	42.9	10.0	52.9	769	195796.1387
770	2013/07/14	22:29:00	00:01:00.0	43.2	43.2	10.0	53.2	770	210772.1607
771	2013/07/14	22:30:00	00:01:00.0	43.4	43.4	10.0	53.4	771	219390.4929
772	2013/07/14	22:31:00	00:01:00.0	43.5	43.5	10.0	53.5	772	223202.7647
773	2013/07/14	22:32:00	00:01:00.0	44.3	44.3	10.0	54.3	773	269492.6663
774	2013/07/14	22:33:00	00:01:00.0	43.8	43.8	10.0	53.8	774	241481.2712
775	2013/07/14	22:34:00	00:01:00.0	43.6	43.6	10.0	53.6	775	229774.8898
776	2013/07/14	22:35:00	00:01:00.0	44.4	44.4	10.0	54.4	776	278050.3582
777	2013/07/14	22:36:00	00:01:00.0	43.9	43.9	10.0	53.9	777	247594.6329
778	2013/07/14	22:37:00	00:01:00.0	43.7	43.7	10.0	53.7	778	234100.4849
779	2013/07/14	22:38:00	00:01:00.0	44.1	44.1	10.0	54.1	779	259890.0073
780	2013/07/14	22:39:00	00:01:00.0	45.1	45.1	10.0	55.1	780	322150.3058
781	2013/07/14	22:40:00	00:01:00.0	44.3	44.3	10.0	54.3	781	270556.4196
782	2013/07/14	22:41:00	00:01:00.0	45.2	45.2	10.0	55.2	782	331535.4232
783	2013/07/14	22:42:00	00:01:00.0	45.0	45.0	10.0	55.0	783	318874.202
784	2013/07/14	22:43:00	00:01:00.0	45.6	45.6	10.0	55.6	784	367055.3833
785	2013/07/14	22:44:00	00:01:00.0	46.6	46.6	10.0	56.6	785	452044.8265
786	2013/07/14	22:45:00	00:01:00.0	46.3	46.3	10.0	56.3	786	424935.8422
787	2013/07/14	22:46:00	00:01:00.0	45.5	45.5	10.0	55.5	787	357522.937
788	2013/07/14	22:47:00	00:01:00.0	45.3	45.3	10.0	55.3	788	336767.0833
789	2013/07/14	22:48:00	00:01:00.0	44.0	44.0	10.0	54.0	789	251624.9978
790	2013/07/14	22:49:00	00:01:00.0	43.3	43.3	10.0	53.3	790	215822.7838
791	2013/07/14	22:50:00	00:01:00.0	43.1	43.1	10.0	53.1	791	205385.6943
792	2013/07/14	22:51:00	00:01:00.0	43.2	43.2	10.0	53.2	792	208898.6378

Location 1 - TVA Site

Record #	Date	Time	Duration	LAeq	Base Leq	Penalty	Base+Penalty	count	10^{^(leq/10)}
793	2013/07/14	22:52:00	00:01:00.0	43.1	43.1	10.0	53.1	793	202853.4097
794	2013/07/14	22:53:00	00:01:00.0	42.3	42.3	10.0	52.3	794	171483.9808
795	2013/07/14	22:54:00	00:01:00.0	43.0	43.0	10.0	53.0	795	198236.3202
796	2013/07/14	22:55:00	00:01:00.0	44.6	44.6	10.0	54.6	796	287688.0443
797	2013/07/14	22:56:00	00:01:00.0	44.5	44.5	10.0	54.5	797	281972.5011
798	2013/07/14	22:57:00	00:01:00.0	43.2	43.2	10.0	53.2	798	208051.9027
799	2013/07/14	22:58:00	00:01:00.0	43.1	43.1	10.0	53.1	799	202189.8872
800	2013/07/14	22:59:00	00:01:00.0	42.6	42.6	10.0	52.6	800	182363.3242
801	2013/07/14	23:00:00	00:01:00.0	42.6	42.6	10.0	52.6	801	182544.0988
802	2013/07/14	23:01:00	00:01:00.0	43.2	43.2	10.0	53.2	802	211086.9402
803	2013/07/14	23:02:00	00:01:00.0	43.4	43.4	10.0	53.4	803	221184.3575
804	2013/07/14	23:03:00	00:01:00.0	42.9	42.9	10.0	52.9	804	195180.9003
805	2013/07/14	23:04:00	00:01:00.0	43.3	43.3	10.0	53.3	805	214416.217
806	2013/07/14	23:05:00	00:01:00.0	44.6	44.6	10.0	54.6	806	285609.838
807	2013/07/14	23:06:00	00:01:00.0	44.2	44.2	10.0	54.2	807	262376.5968
808	2013/07/14	23:07:00	00:01:00.0	44.1	44.1	10.0	54.1	808	255062.5684
809	2013/07/14	23:08:00	00:01:00.0	44.0	44.0	10.0	54.0	809	253509.799
810	2013/07/14	23:09:00	00:01:00.0	45.0	45.0	10.0	55.0	810	313132.0629
811	2013/07/14	23:10:00	00:01:00.0	45.3	45.3	10.0	55.3	811	341431.3943
812	2013/07/14	23:11:00	00:01:00.0	44.8	44.8	10.0	54.8	812	302948.6479
813	2013/07/14	23:12:00	00:01:00.0	45.2	45.2	10.0	55.2	813	333444.829
814	2013/07/14	23:13:00	00:01:00.0	45.3	45.3	10.0	55.3	814	336440.082
815	2013/07/14	23:14:00	00:01:00.0	45.6	45.6	10.0	55.6	815	361304.9542
816	2013/07/14	23:15:00	00:01:00.0	45.0	45.0	10.0	55.0	816	315692.1359
817	2013/07/14	23:16:00	00:01:00.0	45.4	45.4	10.0	55.4	817	343932.9988
818	2013/07/14	23:17:00	00:01:00.0	45.4	45.4	10.0	55.4	818	347393.9253
819	2013/07/14	23:18:00	00:01:00.0	46.4	46.4	10.0	56.4	819	438227.0878
820	2013/07/14	23:19:00	00:01:00.0	45.1	45.1	10.0	55.1	820	326638.5651
821	2013/07/14	23:20:00	00:01:00.0	45.6	45.6	10.0	55.6	821	364610.9923
822	2013/07/14	23:21:00	00:01:00.0	44.6	44.6	10.0	54.6	822	288899.4833
823	2013/07/14	23:22:00	00:01:00.0	44.5	44.5	10.0	54.5	823	284031.9748
824	2013/07/14	23:23:00	00:01:00.0	44.3	44.3	10.0	54.3	824	268374.392
825	2013/07/14	23:24:00	00:01:00.0	44.9	44.9	10.0	54.9	825	306212.255
826	2013/07/14	23:25:00	00:01:00.0	43.5	43.5	10.0	53.5	826	225955.5326
827	2013/07/14	23:26:00	00:01:00.0	43.7	43.7	10.0	53.7	827	235478.3112
828	2013/07/14	23:27:00	00:01:00.0	44.4	44.4	10.0	54.4	828	275954.9836
829	2013/07/14	23:28:00	00:01:00.0	44.4	44.4	10.0	54.4	829	276096.3329
830	2013/07/14	23:29:00	00:01:00.0	44.5	44.5	10.0	54.5	830	284644.1192
831	2013/07/14	23:30:00	00:01:00.0	43.7	43.7	10.0	53.7	831	231765.8061
832	2013/07/14	23:31:00	00:01:00.0	43.5	43.5	10.0	53.5	832	224635.399
833	2013/07/14	23:32:00	00:01:00.0	44.0	44.0	10.0	54.0	833	252993.2757
834	2013/07/14	23:33:00	00:01:00.0	43.9	43.9	10.0	53.9	834	246766.5564
835	2013/07/14	23:34:00	00:01:00.0	44.6	44.6	10.0	54.6	835	286058.9974
836	2013/07/14	23:35:00	00:01:00.0	44.8	44.8	10.0	54.8	836	303504.7744

Location 1 - TVA Site

Record #	Date	Time	Duration	LAeq	Base Leq	Penalty	Base+Penalty	count	10^{^(leq/10)}
837	2013/07/14	23:36:00	00:01:00.0	44.7	44.7	10.0	54.7	837	293146.6156
838	2013/07/14	23:37:00	00:01:00.0	43.5	43.5	10.0	53.5	838	224150.9287
839	2013/07/14	23:38:00	00:01:00.0	42.9	42.9	10.0	52.9	839	194194.533
840	2013/07/14	23:39:00	00:01:00.0	43.1	43.1	10.0	53.1	840	203237.7505
841	2013/07/14	23:40:00	00:01:00.0	44.1	44.1	10.0	54.1	841	256669.2583
842	2013/07/14	23:41:00	00:01:00.0	44.1	44.1	10.0	54.1	842	256464.8569
843	2013/07/14	23:42:00	00:01:00.0	45.8	45.8	10.0	55.8	843	377876.8053
844	2013/07/14	23:43:00	00:01:00.0	44.1	44.1	10.0	54.1	844	257629.6627
845	2013/07/14	23:44:00	00:01:00.0	42.8	42.8	10.0	52.8	845	191117.1195
846	2013/07/14	23:45:00	00:01:00.0	42.5	42.5	10.0	52.5	846	177610.8021
847	2013/07/14	23:46:00	00:01:00.0	42.9	42.9	10.0	52.9	847	195014.8453
848	2013/07/14	23:47:00	00:01:00.0	43.3	43.3	10.0	53.3	848	211720.142
849	2013/07/14	23:48:00	00:01:00.0	43.3	43.3	10.0	53.3	849	215552.0561
850	2013/07/14	23:49:00	00:01:00.0	43.4	43.4	10.0	53.4	850	218032.6714
851	2013/07/14	23:50:00	00:01:00.0	42.5	42.5	10.0	52.5	851	178832.1519
852	2013/07/14	23:51:00	00:01:00.0	42.0	42.0	10.0	52.0	852	157380.497
853	2013/07/14	23:52:00	00:01:00.0	42.7	42.7	10.0	52.7	853	187128.9085
854	2013/07/14	23:53:00	00:01:00.0	43.4	43.4	10.0	53.4	854	219205.3813
855	2013/07/14	23:54:00	00:01:00.0	42.7	42.7	10.0	52.7	855	185178.402
856	2013/07/14	23:55:00	00:01:00.0	43.1	43.1	10.0	53.1	856	202744.9273
857	2013/07/14	23:56:00	00:01:00.0	42.8	42.8	10.0	52.8	857	189918.7689
858	2013/07/14	23:57:00	00:01:00.0	43.4	43.4	10.0	53.4	858	221155.023
859	2013/07/14	23:58:00	00:01:00.0	43.0	43.0	10.0	53.0	859	201270.7878
860	2013/07/14	23:59:00	00:01:00.0	44.5	44.5	10.0	54.5	860	279981.5673
861	2013/07/15	00:00:00	00:01:00.0	43.8	43.8	10.0	53.8	861	242195.2231
862	2013/07/15	00:01:00	00:01:00.0	43.6	43.6	10.0	53.6	862	230239.3579
863	2013/07/15	00:02:00	00:01:00.0	43.7	43.7	10.0	53.7	863	234433.4243
864	2013/07/15	00:03:00	00:01:00.0	43.8	43.8	10.0	53.8	864	242403.1555
865	2013/07/15	00:04:00	00:01:00.0	43.7	43.7	10.0	53.7	865	236749.0132
866	2013/07/15	00:05:00	00:01:00.0	43.4	43.4	10.0	53.4	866	220140.045
867	2013/07/15	00:06:00	00:01:00.0	42.6	42.6	10.0	52.6	867	181749.741
868	2013/07/15	00:07:00	00:01:00.0	43.4	43.4	10.0	53.4	868	216644.2399
869	2013/07/15	00:08:00	00:01:00.0	42.2	42.2	10.0	52.2	869	165090.7354
870	2013/07/15	00:09:00	00:01:00.0	42.1	42.1	10.0	52.1	870	160938.6898
871	2013/07/15	00:10:00	00:01:00.0	43.1	43.1	10.0	53.1	871	203345.9607
872	2013/07/15	00:11:00	00:01:00.0	41.8	41.8	10.0	51.8	872	152218.7085
873	2013/07/15	00:12:00	00:01:00.0	42.6	42.6	10.0	52.6	873	181547.4265
874	2013/07/15	00:13:00	00:01:00.0	41.4	41.4	10.0	51.4	874	139519.8993
875	2013/07/15	00:14:00	00:01:00.0	42.0	42.0	10.0	52.0	875	159514.154
876	2013/07/15	00:15:00	00:01:00.0	42.2	42.2	10.0	52.2	876	167160.2789
877	2013/07/15	00:16:00	00:01:00.0	42.8	42.8	10.0	52.8	877	191911.789
878	2013/07/15	00:17:00	00:01:00.0	43.0	43.0	10.0	53.0	878	198438.5815
879	2013/07/15	00:18:00	00:01:00.0	43.4	43.4	10.0	53.4	879	219618.9676
880	2013/07/15	00:19:00	00:01:00.0	44.0	44.0	10.0	54.0	880	248614.9654

Location 1 - TVA Site

Record #	Date	Time	Duration	LAeq	Base Leq	Penalty	Base+Penalty	count	10 ^{^(leq/10)}
881	2013/07/15	00:20:00	00:01:00.0	43.8	43.8	10.0	53.8	881	239596.2301
882	2013/07/15	00:21:00	00:01:00.0	43.8	43.8	10.0	53.8	882	240623.967
883	2013/07/15	00:22:00	00:01:00.0	43.7	43.7	10.0	53.7	883	236518.0908
884	2013/07/15	00:23:00	00:01:00.0	43.8	43.8	10.0	53.8	884	239060.3848
885	2013/07/15	00:24:00	00:01:00.0	44.9	44.9	10.0	54.9	885	307715.6915
886	2013/07/15	00:25:00	00:01:00.0	44.8	44.8	10.0	54.8	886	305483.6857
887	2013/07/15	00:26:00	00:01:00.0	44.7	44.7	10.0	54.7	887	292590.1931
888	2013/07/15	00:27:00	00:01:00.0	44.8	44.8	10.0	54.8	888	298814.2511
889	2013/07/15	00:28:00	00:01:00.0	43.9	43.9	10.0	53.9	889	243366.3927
890	2013/07/15	00:29:00	00:01:00.0	46.8	46.8	10.0	56.8	890	475629.3
891	2013/07/15	00:30:00	00:01:00.0	46.3	46.3	10.0	56.3	891	424176.213
892	2013/07/15	00:31:00	00:01:00.0	48.1	48.1	10.0	58.1	892	639268.2511
893	2013/07/15	00:32:00	00:01:00.0	46.5	46.5	10.0	56.5	893	449397.0671
894	2013/07/15	00:33:00	00:01:00.0	45.8	45.8	10.0	55.8	894	380916.0208
895	2013/07/15	00:34:00	00:01:00.0	46.0	46.0	10.0	56.0	895	402096.9934
896	2013/07/15	00:35:00	00:01:00.0	44.2	44.2	10.0	54.2	896	261271.327
897	2013/07/15	00:36:00	00:01:00.0	43.7	43.7	10.0	53.7	897	235098.4529
898	2013/07/15	00:37:00	00:01:00.0	44.7	44.7	10.0	54.7	898	294043.7941
899	2013/07/15	00:38:00	00:01:00.0	43.5	43.5	10.0	53.5	899	224425.754
900	2013/07/15	00:39:00	00:01:00.0	43.5	43.5	10.0	53.5	900	223687.3469
901	2013/07/15	00:40:00	00:01:00.0	42.8	42.8	10.0	52.8	901	192701.4688
902	2013/07/15	00:41:00	00:01:00.0	43.1	43.1	10.0	53.1	902	203416.7035
903	2013/07/15	00:42:00	00:01:00.0	42.7	42.7	10.0	52.7	903	184580.3134
904	2013/07/15	00:43:00	00:01:00.0	42.9	42.9	10.0	52.9	904	194832.673
905	2013/07/15	00:44:00	00:01:00.0	41.4	41.4	10.0	51.4	905	138770.4453
906	2013/07/15	00:45:00	00:01:00.0	41.7	41.7	10.0	51.7	906	149109.6611
907	2013/07/15	00:46:00	00:01:00.0	41.3	41.3	10.0	51.3	907	134666.9477
908	2013/07/15	00:47:00	00:01:00.0	41.9	41.9	10.0	51.9	908	155216.88
909	2013/07/15	00:48:00	00:01:00.0	42.4	42.4	10.0	52.4	909	173502.7086
910	2013/07/15	00:49:00	00:01:00.0	43.0	43.0	10.0	53.0	910	200092.7644
911	2013/07/15	00:50:00	00:01:00.0	42.3	42.3	10.0	52.3	911	169551.7262
912	2013/07/15	00:51:00	00:01:00.0	42.0	42.0	10.0	52.0	912	158155.0074
913	2013/07/15	00:52:00	00:01:00.0	42.7	42.7	10.0	52.7	913	186256.5119
914	2013/07/15	00:53:00	00:01:00.0	40.4	40.4	10.0	50.4	914	110153.4007
915	2013/07/15	00:54:00	00:01:00.0	40.4	40.4	10.0	50.4	915	109257.9157
916	2013/07/15	00:55:00	00:01:00.0	41.0	41.0	10.0	51.0	916	126667.0928
917	2013/07/15	00:56:00	00:01:00.0	40.8	40.8	10.0	50.8	917	118945.6772
918	2013/07/15	00:57:00	00:01:00.0	40.2	40.2	10.0	50.2	918	103665.6603
919	2013/07/15	00:58:00	00:01:00.0	39.3	39.3	10.0	49.3	919	85987.03688
920	2013/07/15	00:59:00	00:01:00.0	38.5	38.5	10.0	48.5	920	70249.53403
921	2013/07/15	01:00:00	00:01:00.0	39.2	39.2	10.0	49.2	921	83094.97042
922	2013/07/15	01:01:00	00:01:00.0	39.9	39.9	10.0	49.9	922	98219.86335
923	2013/07/15	01:02:00	00:01:00.0	39.3	39.3	10.0	49.3	923	84459.61426
924	2013/07/15	01:03:00	00:01:00.0	39.8	39.8	10.0	49.8	924	94739.61182

Location 1 - TVA Site

Record #	Date	Time	Duration	LAeq	Base Leq	Penalty	Base+Penalty	count	10^{^(leq/10)}
925	2013/07/15	01:04:00	00:01:00.0	38.4	38.4	10.0	48.4	925	69085.65726
926	2013/07/15	01:05:00	00:01:00.0	38.6	38.6	10.0	48.6	926	72443.44329
927	2013/07/15	01:06:00	00:01:00.0	38.4	38.4	10.0	48.4	927	68648.49365
928	2013/07/15	01:07:00	00:01:00.0	38.2	38.2	10.0	48.2	928	66018.01706
929	2013/07/15	01:08:00	00:01:00.0	38.0	38.0	10.0	48.0	929	63273.27612
930	2013/07/15	01:09:00	00:01:00.0	38.2	38.2	10.0	48.2	930	65904.68989
931	2013/07/15	01:10:00	00:01:00.0	38.2	38.2	10.0	48.2	931	66198.60634
932	2013/07/15	01:11:00	00:01:00.0	38.4	38.4	10.0	48.4	932	69140.17166
933	2013/07/15	01:12:00	00:01:00.0	37.6	37.6	10.0	47.6	933	57106.81344
934	2013/07/15	01:13:00	00:01:00.0	37.4	37.4	10.0	47.4	934	54448.50336
935	2013/07/15	01:14:00	00:01:00.0	36.9	36.9	10.0	46.9	935	48824.42769
936	2013/07/15	01:15:00	00:01:00.0	36.8	36.8	10.0	46.8	936	48368.20971
937	2013/07/15	01:16:00	00:01:00.0	38.3	38.3	10.0	48.3	937	66878.67006
938	2013/07/15	01:17:00	00:01:00.0	37.4	37.4	10.0	47.4	938	55205.53853
939	2013/07/15	01:18:00	00:01:00.0	36.8	36.8	10.0	46.8	939	48162.59566
940	2013/07/15	01:19:00	00:01:00.0	36.0	36.0	10.0	46.0	940	40165.11637
941	2013/07/15	01:20:00	00:01:00.0	36.5	36.5	10.0	46.5	941	44295.23031
942	2013/07/15	01:21:00	00:01:00.0	37.4	37.4	10.0	47.4	942	54772.71901
943	2013/07/15	01:22:00	00:01:00.0	39.0	39.0	10.0	49.0	943	78553.58602
944	2013/07/15	01:23:00	00:01:00.0	37.5	37.5	10.0	47.5	944	55603.96271
945	2013/07/15	01:24:00	00:01:00.0	37.8	37.8	10.0	47.8	945	59592.58996
946	2013/07/15	01:25:00	00:01:00.0	38.5	38.5	10.0	48.5	946	71117.42332
947	2013/07/15	01:26:00	00:01:00.0	39.0	39.0	10.0	49.0	947	79330.81386
948	2013/07/15	01:27:00	00:01:00.0	36.6	36.6	10.0	46.6	948	46036.22144
949	2013/07/15	01:28:00	00:01:00.0	40.3	40.3	10.0	50.3	949	108353.2442
950	2013/07/15	01:29:00	00:01:00.0	40.1	40.1	10.0	50.1	950	102101.5747
951	2013/07/15	01:30:00	00:01:00.0	39.6	39.6	10.0	49.6	951	91994.993
952	2013/07/15	01:31:00	00:01:00.0	39.1	39.1	10.0	49.1	952	80703.78822
953	2013/07/15	01:32:00	00:01:00.0	39.5	39.5	10.0	49.5	953	89824.47739
954	2013/07/15	01:33:00	00:01:00.0	39.9	39.9	10.0	49.9	954	96645.62299
955	2013/07/15	01:34:00	00:01:00.0	38.5	38.5	10.0	48.5	955	70900.05812
956	2013/07/15	01:35:00	00:01:00.0	39.4	39.4	10.0	49.4	956	87673.82402
957	2013/07/15	01:36:00	00:01:00.0	38.9	38.9	10.0	48.9	957	78410.06171
958	2013/07/15	01:37:00	00:01:00.0	39.8	39.8	10.0	49.8	958	95566.12025
959	2013/07/15	01:38:00	00:01:00.0	40.2	40.2	10.0	50.2	959	103563.6362
960	2013/07/15	01:39:00	00:01:00.0	38.3	38.3	10.0	48.3	960	68205.10939
961	2013/07/15	01:40:00	00:01:00.0	36.3	36.3	10.0	46.3	961	42888.17538
962	2013/07/15	01:41:00	00:01:00.0	39.2	39.2	10.0	49.2	962	84131.01548
963	2013/07/15	01:42:00	00:01:00.0	41.1	41.1	10.0	51.1	963	128701.6295
964	2013/07/15	01:43:00	00:01:00.0	39.9	39.9	10.0	49.9	964	97144.78913
965	2013/07/15	01:44:00	00:01:00.0	41.5	41.5	10.0	51.5	965	142712.8883
966	2013/07/15	01:45:00	00:01:00.0	39.9	39.9	10.0	49.9	966	97997.44485
967	2013/07/15	01:46:00	00:01:00.0	36.7	36.7	10.0	46.7	967	46668.66967
968	2013/07/15	01:47:00	00:01:00.0	39.2	39.2	10.0	49.2	968	83734.52996

Location 1 - TVA Site

Record #	Date	Time	Duration	LAeq	Base Leq	Penalty	Base+Penalty	count	10^{^(leq/10)}
969	2013/07/15	01:48:00	00:01:00.0	43.4	43.4	10.0	53.4	969	217633.3507
970	2013/07/15	01:49:00	00:01:00.0	44.2	44.2	10.0	54.2	970	264679.0541
971	2013/07/15	01:50:00	00:01:00.0	45.4	45.4	10.0	55.4	971	346728.1401
972	2013/07/15	01:51:00	00:01:00.0	43.0	43.0	10.0	53.0	972	198251.992
973	2013/07/15	01:52:00	00:01:00.0	44.3	44.3	10.0	54.3	973	271987.2642
974	2013/07/15	01:53:00	00:01:00.0	44.4	44.4	10.0	54.4	974	273852.3066
975	2013/07/15	01:54:00	00:01:00.0	44.6	44.6	10.0	54.6	975	286032.8671
976	2013/07/15	01:55:00	00:01:00.0	44.3	44.3	10.0	54.3	976	270450.4495
977	2013/07/15	01:56:00	00:01:00.0	44.7	44.7	10.0	54.7	977	293422.5174
978	2013/07/15	01:57:00	00:01:00.0	44.3	44.3	10.0	54.3	978	268922.7906
979	2013/07/15	01:58:00	00:01:00.0	44.2	44.2	10.0	54.2	979	260688.1512
980	2013/07/15	01:59:00	00:01:00.0	43.6	43.6	10.0	53.6	980	229070.1852
981	2013/07/15	02:00:00	00:01:00.0	43.5	43.5	10.0	53.5	981	223269.433
982	2013/07/15	02:01:00	00:01:00.0	43.5	43.5	10.0	53.5	982	226021.0378
983	2013/07/15	02:02:00	00:01:00.0	43.3	43.3	10.0	53.3	983	211757.5248
984	2013/07/15	02:03:00	00:01:00.0	43.4	43.4	10.0	53.4	984	219332.8816
985	2013/07/15	02:04:00	00:01:00.0	38.5	38.5	10.0	48.5	985	71464.27201
986	2013/07/15	02:05:00	00:01:00.0	35.9	35.9	10.0	45.9	986	38765.52442
987	2013/07/15	02:06:00	00:01:00.0	36.9	36.9	10.0	46.9	987	49176.23719
988	2013/07/15	02:07:00	00:01:00.0	37.3	37.3	10.0	47.3	988	53678.9769
989	2013/07/15	02:08:00	00:01:00.0	36.2	36.2	10.0	46.2	989	41719.73025
990	2013/07/15	02:09:00	00:01:00.0	36.8	36.8	10.0	46.8	990	47739.30739
991	2013/07/15	02:10:00	00:01:00.0	36.3	36.3	10.0	46.3	991	42874.35216
992	2013/07/15	02:11:00	00:01:00.0	35.9	35.9	10.0	45.9	992	38976.49345
993	2013/07/15	02:12:00	00:01:00.0	35.5	35.5	10.0	45.5	993	35241.05897
994	2013/07/15	02:13:00	00:01:00.0	37.3	37.3	10.0	47.3	994	53519.0947
995	2013/07/15	02:14:00	00:01:00.0	35.0	35.0	10.0	45.0	995	31360.52218
996	2013/07/15	02:15:00	00:01:00.0	34.8	34.8	10.0	44.8	996	29953.50701
997	2013/07/15	02:16:00	00:01:00.0	35.5	35.5	10.0	45.5	997	35093.40633
998	2013/07/15	02:17:00	00:01:00.0	34.6	34.6	10.0	44.6	998	28706.25458
999	2013/07/15	02:18:00	00:01:00.0	34.5	34.5	10.0	44.5	999	28484.47073
1000	2013/07/15	02:19:00	00:01:00.0	34.1	34.1	10.0	44.1	1000	25717.72475
1001	2013/07/15	02:20:00	00:01:00.0	34.6	34.6	10.0	44.6	1001	28625.00223
1002	2013/07/15	02:21:00	00:01:00.0	34.9	34.9	10.0	44.9	1002	30836.88569
1003	2013/07/15	02:22:00	00:01:00.0	35.4	35.4	10.0	45.4	1003	34847.48809
1004	2013/07/15	02:23:00	00:01:00.0	36.4	36.4	10.0	46.4	1004	43792.31033
1005	2013/07/15	02:24:00	00:01:00.0	36.0	36.0	10.0	46.0	1005	39732.11585
1006	2013/07/15	02:25:00	00:01:00.0	35.3	35.3	10.0	45.3	1006	33834.65285
1007	2013/07/15	02:26:00	00:01:00.0	34.8	34.8	10.0	44.8	1007	30497.32188
1008	2013/07/15	02:27:00	00:01:00.0	34.1	34.1	10.0	44.1	1008	25606.48641
1009	2013/07/15	02:28:00	00:01:00.0	34.6	34.6	10.0	44.6	1009	29049.36698
1010	2013/07/15	02:29:00	00:01:00.0	34.3	34.3	10.0	44.3	1010	27009.98088
1011	2013/07/15	02:30:00	00:01:00.0	34.6	34.6	10.0	44.6	1011	29028.17092
1012	2013/07/15	02:31:00	00:01:00.0	34.6	34.6	10.0	44.6	1012	28513.83409

Location 1 - TVA Site

Record #	Date	Time	Duration	LAeq	Base Leq	Penalty	Base+Penalty	count	10^{^(leq/10)}
1013	2013/07/15	02:32:00	00:01:00.0	35.5	35.5	10.0	45.5	1013	35576.27151
1014	2013/07/15	02:33:00	00:01:00.0	35.7	35.7	10.0	45.7	1014	37017.14009
1015	2013/07/15	02:34:00	00:01:00.0	35.1	35.1	10.0	45.1	1015	32409.81669
1016	2013/07/15	02:35:00	00:01:00.0	35.2	35.2	10.0	45.2	1016	32960.07604
1017	2013/07/15	02:36:00	00:01:00.0	35.5	35.5	10.0	45.5	1017	35228.83404
1018	2013/07/15	02:37:00	00:01:00.0	35.2	35.2	10.0	45.2	1018	33347.0604
1019	2013/07/15	02:38:00	00:01:00.0	34.0	34.0	10.0	44.0	1019	25308.39581
1020	2013/07/15	02:39:00	00:01:00.0	34.0	34.0	10.0	44.0	1020	25224.79361
1021	2013/07/15	02:40:00	00:01:00.0	36.0	36.0	10.0	46.0	1021	40069.23495
1022	2013/07/15	02:41:00	00:01:00.0	33.8	33.8	10.0	43.8	1022	24255.92753
1023	2013/07/15	02:42:00	00:01:00.0	36.2	36.2	10.0	46.2	1023	41896.88181
1024	2013/07/15	02:43:00	00:01:00.0	33.7	33.7	10.0	43.7	1024	23664.17341
1025	2013/07/15	02:44:00	00:01:00.0	37.2	37.2	10.0	47.2	1025	52018.55628
1026	2013/07/15	02:45:00	00:01:00.0	35.2	35.2	10.0	45.2	1026	32969.08104
1027	2013/07/15	02:46:00	00:01:00.0	36.2	36.2	10.0	46.2	1027	41529.39079
1028	2013/07/15	02:47:00	00:01:00.0	39.9	39.9	10.0	49.9	1028	96648.16973
1029	2013/07/15	02:48:00	00:01:00.0	42.1	42.1	10.0	52.1	1029	160648.5917
1030	2013/07/15	02:49:00	00:01:00.0	41.1	41.1	10.0	51.1	1030	127744.1942
1031	2013/07/15	02:50:00	00:01:00.0	41.1	41.1	10.0	51.1	1031	128454.6325
1032	2013/07/15	02:51:00	00:01:00.0	40.4	40.4	10.0	50.4	1032	109182.5105
1033	2013/07/15	02:52:00	00:01:00.0	38.0	38.0	10.0	48.0	1033	63707.09099
1034	2013/07/15	02:53:00	00:01:00.0	40.1	40.1	10.0	50.1	1034	102254.2388
1035	2013/07/15	02:54:00	00:01:00.0	38.0	38.0	10.0	48.0	1035	62873.00283
1036	2013/07/15	02:55:00	00:01:00.0	37.8	37.8	10.0	47.8	1036	60274.47525
1037	2013/07/15	02:56:00	00:01:00.0	36.5	36.5	10.0	46.5	1037	44423.57703
1038	2013/07/15	02:57:00	00:01:00.0	36.0	36.0	10.0	46.0	1038	40113.7115
1039	2013/07/15	02:58:00	00:01:00.0	35.6	35.6	10.0	45.6	1039	36265.59285
1040	2013/07/15	02:59:00	00:01:00.0	36.8	36.8	10.0	46.8	1040	47356.28821
1041	2013/07/15	03:00:00	00:01:00.0	36.3	36.3	10.0	46.3	1041	42324.94971
1042	2013/07/15	03:01:00	00:01:00.0	37.1	37.1	10.0	47.1	1042	51591.27892
1043	2013/07/15	03:02:00	00:01:00.0	35.4	35.4	10.0	45.4	1043	34680.24593
1044	2013/07/15	03:03:00	00:01:00.0	35.5	35.5	10.0	45.5	1044	35873.96947
1045	2013/07/15	03:04:00	00:01:00.0	36.4	36.4	10.0	46.4	1045	43410.13848
1046	2013/07/15	03:05:00	00:01:00.0	35.5	35.5	10.0	45.5	1046	35224.16183
1047	2013/07/15	03:06:00	00:01:00.0	35.8	35.8	10.0	45.8	1047	38370.05183
1048	2013/07/15	03:07:00	00:01:00.0	35.2	35.2	10.0	45.2	1048	32951.10244
1049	2013/07/15	03:08:00	00:01:00.0	38.2	38.2	10.0	48.2	1049	66265.74158
1050	2013/07/15	03:09:00	00:01:00.0	36.9	36.9	10.0	46.9	1050	48618.53971
1051	2013/07/15	03:10:00	00:01:00.0	37.5	37.5	10.0	47.5	1051	55709.60761
1052	2013/07/15	03:11:00	00:01:00.0	34.3	34.3	10.0	44.3	1052	26726.70965
1053	2013/07/15	03:12:00	00:01:00.0	34.2	34.2	10.0	44.2	1053	26431.22144
1054	2013/07/15	03:13:00	00:01:00.0	32.9	32.9	10.0	42.9	1054	19352.95827
1055	2013/07/15	03:14:00	00:01:00.0	33.4	33.4	10.0	43.4	1055	21998.42491
1056	2013/07/15	03:15:00	00:01:00.0	32.7	32.7	10.0	42.7	1056	18501.32187

Location 1 - TVA Site

Record #	Date	Time	Duration	LAeq	Base Leq	Penalty	Base+Penalty	count	10^{^(leq/10)}
1057	2013/07/15	03:16:00	00:01:00.0	39.1	39.1	10.0	49.1	1057	80778.96397
1058	2013/07/15	03:17:00	00:01:00.0	38.3	38.3	10.0	48.3	1058	68275.17908
1059	2013/07/15	03:18:00	00:01:00.0	38.1	38.1	10.0	48.1	1059	64089.25188
1060	2013/07/15	03:19:00	00:01:00.0	38.3	38.3	10.0	48.3	1060	68149.05753
1061	2013/07/15	03:20:00	00:01:00.0	39.1	39.1	10.0	49.1	1061	81444.82508
1062	2013/07/15	03:21:00	00:01:00.0	38.7	38.7	10.0	48.7	1062	74382.02059
1063	2013/07/15	03:22:00	00:01:00.0	34.1	34.1	10.0	44.1	1063	25438.97737
1064	2013/07/15	03:23:00	00:01:00.0	33.4	33.4	10.0	43.4	1064	22093.9699
1065	2013/07/15	03:24:00	00:01:00.0	33.7	33.7	10.0	43.7	1065	23638.55837
1066	2013/07/15	03:25:00	00:01:00.0	33.8	33.8	10.0	43.8	1066	23825.1015
1067	2013/07/15	03:26:00	00:01:00.0	36.9	36.9	10.0	46.9	1067	49355.99596
1068	2013/07/15	03:27:00	00:01:00.0	42.4	42.4	10.0	52.4	1068	175522.3821
1069	2013/07/15	03:28:00	00:01:00.0	43.6	43.6	10.0	53.6	1069	230438.6451
1070	2013/07/15	03:29:00	00:01:00.0	43.7	43.7	10.0	53.7	1070	235140.7897
1071	2013/07/15	03:30:00	00:01:00.0	41.5	41.5	10.0	51.5	1071	140015.6333
1072	2013/07/15	03:31:00	00:01:00.0	37.9	37.9	10.0	47.9	1072	62263.19676
1073	2013/07/15	03:32:00	00:01:00.0	38.3	38.3	10.0	48.3	1073	66924.21214
1074	2013/07/15	03:33:00	00:01:00.0	38.6	38.6	10.0	48.6	1074	72974.79986
1075	2013/07/15	03:34:00	00:01:00.0	38.2	38.2	10.0	48.2	1075	65398.84349
1076	2013/07/15	03:35:00	00:01:00.0	38.2	38.2	10.0	48.2	1076	66099.01798
1077	2013/07/15	03:36:00	00:01:00.0	37.8	37.8	10.0	47.8	1077	60572.80417
1078	2013/07/15	03:37:00	00:01:00.0	38.0	38.0	10.0	48.0	1078	63682.13853
1079	2013/07/15	03:38:00	00:01:00.0	37.6	37.6	10.0	47.6	1079	57509.15875
1080	2013/07/15	03:39:00	00:01:00.0	37.3	37.3	10.0	47.3	1080	53454.82449
1081	2013/07/15	03:40:00	00:01:00.0	36.9	36.9	10.0	46.9	1081	48862.9972
1082	2013/07/15	03:41:00	00:01:00.0	39.8	39.8	10.0	49.8	1082	96583.84263
1083	2013/07/15	03:42:00	00:01:00.0	41.9	41.9	10.0	51.9	1083	155889.6588
1084	2013/07/15	03:43:00	00:01:00.0	42.2	42.2	10.0	52.2	1084	167861.3805
1085	2013/07/15	03:44:00	00:01:00.0	41.8	41.8	10.0	51.8	1085	151912.3007
1086	2013/07/15	03:45:00	00:01:00.0	42.2	42.2	10.0	52.2	1086	167455.3697
1087	2013/07/15	03:46:00	00:01:00.0	42.6	42.6	10.0	52.6	1087	180798.5323
1088	2013/07/15	03:47:00	00:01:00.0	42.4	42.4	10.0	52.4	1088	172717.0474
1089	2013/07/15	03:48:00	00:01:00.0	42.7	42.7	10.0	52.7	1089	184369.1799
1090	2013/07/15	03:49:00	00:01:00.0	41.6	41.6	10.0	51.6	1090	146097.0918
1091	2013/07/15	03:50:00	00:01:00.0	40.0	40.0	10.0	50.0	1091	100847.6829
1092	2013/07/15	03:51:00	00:01:00.0	42.1	42.1	10.0	52.1	1092	164030.6489
1093	2013/07/15	03:52:00	00:01:00.0	41.6	41.6	10.0	51.6	1093	144114.9229
1094	2013/07/15	03:53:00	00:01:00.0	41.8	41.8	10.0	51.8	1094	149948.0093
1095	2013/07/15	03:54:00	00:01:00.0	41.5	41.5	10.0	51.5	1095	141461.9775
1096	2013/07/15	03:55:00	00:01:00.0	41.5	41.5	10.0	51.5	1096	141082.6381
1097	2013/07/15	03:56:00	00:01:00.0	41.3	41.3	10.0	51.3	1097	135548.3366
1098	2013/07/15	03:57:00	00:01:00.0	40.9	40.9	10.0	50.9	1098	122304.704
1099	2013/07/15	03:58:00	00:01:00.0	34.1	34.1	10.0	44.1	1099	25659.10392
1100	2013/07/15	03:59:00	00:01:00.0	33.1	33.1	10.0	43.1	1100	20507.14908

Location 1 - TVA Site

Record #	Date	Time	Duration	LAeq	Base Leq	Penalty	Base+Penalty	count	10^{^(leq/10)}
1101	2013/07/15	04:00:00	00:01:00.0	32.8	32.8	10.0	42.8	1101	19210.9791
1102	2013/07/15	04:01:00	00:01:00.0	32.0	32.0	10.0	42.0	1102	15972.12335
1103	2013/07/15	04:02:00	00:01:00.0	35.1	35.1	10.0	45.1	1103	32339.89017
1104	2013/07/15	04:03:00	00:01:00.0	34.7	34.7	10.0	44.7	1104	29548.61882
1105	2013/07/15	04:04:00	00:01:00.0	37.3	37.3	10.0	47.3	1105	53663.08976
1106	2013/07/15	04:05:00	00:01:00.0	36.7	36.7	10.0	46.7	1106	46986.45244
1107	2013/07/15	04:06:00	00:01:00.0	36.1	36.1	10.0	46.1	1107	40536.16286
1108	2013/07/15	04:07:00	00:01:00.0	37.7	37.7	10.0	47.7	1108	58901.8088
1109	2013/07/15	04:08:00	00:01:00.0	39.4	39.4	10.0	49.4	1109	86705.57598
1110	2013/07/15	04:09:00	00:01:00.0	35.2	35.2	10.0	45.2	1110	33210.20182
1111	2013/07/15	04:10:00	00:01:00.0	34.1	34.1	10.0	44.1	1111	25726.78477
1112	2013/07/15	04:11:00	00:01:00.0	38.2	38.2	10.0	48.2	1112	66739.06403
1113	2013/07/15	04:12:00	00:01:00.0	36.4	36.4	10.0	46.4	1113	43468.05844
1114	2013/07/15	04:13:00	00:01:00.0	35.3	35.3	10.0	45.3	1114	33611.78266
1115	2013/07/15	04:14:00	00:01:00.0	34.5	34.5	10.0	44.5	1115	28219.02917
1116	2013/07/15	04:15:00	00:01:00.0	34.6	34.6	10.0	44.6	1116	28645.90389
1117	2013/07/15	04:16:00	00:01:00.0	34.3	34.3	10.0	44.3	1117	27035.99563
1118	2013/07/15	04:17:00	00:01:00.0	33.8	33.8	10.0	43.8	1118	23973.26427
1119	2013/07/15	04:18:00	00:01:00.0	34.7	34.7	10.0	44.7	1119	29516.76386
1120	2013/07/15	04:19:00	00:01:00.0	32.3	32.3	10.0	42.3	1120	17154.86114
1121	2013/07/15	04:20:00	00:01:00.0	33.8	33.8	10.0	43.8	1121	23861.45878
1122	2013/07/15	04:21:00	00:01:00.0	33.7	33.7	10.0	43.7	1122	23234.50899
1123	2013/07/15	04:22:00	00:01:00.0	33.9	33.9	10.0	43.9	1123	24806.85372
1124	2013/07/15	04:23:00	00:01:00.0	38.5	38.5	10.0	48.5	1124	70192.78851
1125	2013/07/15	04:24:00	00:01:00.0	36.4	36.4	10.0	46.4	1125	43359.45518
1126	2013/07/15	04:25:00	00:01:00.0	37.7	37.7	10.0	47.7	1126	59267.63692
1127	2013/07/15	04:26:00	00:01:00.0	35.8	35.8	10.0	45.8	1127	38195.06183
1128	2013/07/15	04:27:00	00:01:00.0	36.9	36.9	10.0	46.9	1128	48422.91884
1129	2013/07/15	04:28:00	00:01:00.0	37.0	37.0	10.0	47.0	1129	49817.32999
1130	2013/07/15	04:29:00	00:01:00.0	41.6	41.6	10.0	51.6	1130	144529.9611
1131	2013/07/15	04:30:00	00:01:00.0	37.8	37.8	10.0	47.8	1131	60866.51457
1132	2013/07/15	04:31:00	00:01:00.0	37.1	37.1	10.0	47.1	1132	51191.47186
1133	2013/07/15	04:32:00	00:01:00.0	37.2	37.2	10.0	47.2	1133	52775.91365
1134	2013/07/15	04:33:00	00:01:00.0	37.7	37.7	10.0	47.7	1134	59011.69789
1135	2013/07/15	04:34:00	00:01:00.0	35.1	35.1	10.0	45.1	1135	32597.39018
1136	2013/07/15	04:35:00	00:01:00.0	36.1	36.1	10.0	46.1	1136	40575.13411
1137	2013/07/15	04:36:00	00:01:00.0	36.2	36.2	10.0	46.2	1137	42042.27593
1138	2013/07/15	04:37:00	00:01:00.0	36.3	36.3	10.0	46.3	1138	42312.53448
1139	2013/07/15	04:38:00	00:01:00.0	37.1	37.1	10.0	47.1	1139	51116.70496
1140	2013/07/15	04:39:00	00:01:00.0	37.1	37.1	10.0	47.1	1140	50880.09668
1141	2013/07/15	04:40:00	00:01:00.0	37.6	37.6	10.0	47.6	1141	57180.74799
1142	2013/07/15	04:41:00	00:01:00.0	36.3	36.3	10.0	46.3	1142	43017.54581
1143	2013/07/15	04:42:00	00:01:00.0	38.4	38.4	10.0	48.4	1143	69448.33445
1144	2013/07/15	04:43:00	00:01:00.0	37.0	37.0	10.0	47.0	1144	50132.63644

Location 1 - TVA Site

Record #	Date	Time	Duration	LAeq	Base Leq	Penalty	Base+Penalty	count	10^{^(leq/10)}
1145	2013/07/15	04:44:00	00:01:00.0	37.0	37.0	10.0	47.0	1145	49972.12279
1146	2013/07/15	04:45:00	00:01:00.0	35.7	35.7	10.0	45.7	1146	37207.48063
1147	2013/07/15	04:46:00	00:01:00.0	35.8	35.8	10.0	45.8	1147	37733.78292
1148	2013/07/15	04:47:00	00:01:00.0	37.0	37.0	10.0	47.0	1148	49738.67174
1149	2013/07/15	04:48:00	00:01:00.0	37.0	37.0	10.0	47.0	1149	50661.71304
1150	2013/07/15	04:49:00	00:01:00.0	39.0	39.0	10.0	49.0	1150	79489.63748
1151	2013/07/15	04:50:00	00:01:00.0	40.6	40.6	10.0	50.6	1151	115872.4267
1152	2013/07/15	04:51:00	00:01:00.0	40.0	40.0	10.0	50.0	1152	99499.79577
1153	2013/07/15	04:52:00	00:01:00.0	37.3	37.3	10.0	47.3	1153	53836.68851
1154	2013/07/15	04:53:00	00:01:00.0	37.3	37.3	10.0	47.3	1154	53127.72234
1155	2013/07/15	04:54:00	00:01:00.0	37.2	37.2	10.0	47.2	1155	52991.35408
1156	2013/07/15	04:55:00	00:01:00.0	37.9	37.9	10.0	47.9	1156	61405.28042
1157	2013/07/15	04:56:00	00:01:00.0	36.0	36.0	10.0	46.0	1157	40088.98447
1158	2013/07/15	04:57:00	00:01:00.0	34.7	34.7	10.0	44.7	1158	29758.03171
1159	2013/07/15	04:58:00	00:01:00.0	34.4	34.4	10.0	44.4	1159	27597.84964
1160	2013/07/15	04:59:00	00:01:00.0	35.6	35.6	10.0	45.6	1160	36459.24176
1161	2013/07/15	05:00:00	00:01:00.0	35.7	35.7	10.0	45.7	1161	37136.56342
1162	2013/07/15	05:01:00	00:01:00.0	38.5	38.5	10.0	48.5	1162	70486.69492
1163	2013/07/15	05:02:00	00:01:00.0	40.9	40.9	10.0	50.9	1163	123269.8688
1164	2013/07/15	05:03:00	00:01:00.0	37.1	37.1	10.0	47.1	1164	51048.27952
1165	2013/07/15	05:04:00	00:01:00.0	39.5	39.5	10.0	49.5	1165	88233.07371
1166	2013/07/15	05:05:00	00:01:00.0	39.2	39.2	10.0	49.2	1166	83175.29584
1167	2013/07/15	05:06:00	00:01:00.0	38.5	38.5	10.0	48.5	1167	70238.8599
1168	2013/07/15	05:07:00	00:01:00.0	38.8	38.8	10.0	48.8	1168	75896.8666
1169	2013/07/15	05:08:00	00:01:00.0	39.1	39.1	10.0	49.1	1169	81055.87248
1170	2013/07/15	05:09:00	00:01:00.0	38.5	38.5	10.0	48.5	1170	70519.20682
1171	2013/07/15	05:10:00	00:01:00.0	37.8	37.8	10.0	47.8	1171	60206.79907
1172	2013/07/15	05:11:00	00:01:00.0	40.8	40.8	10.0	50.8	1172	121196.6884
1173	2013/07/15	05:12:00	00:01:00.0	35.6	35.6	10.0	45.6	1173	36662.74736
1174	2013/07/15	05:13:00	00:01:00.0	36.7	36.7	10.0	46.7	1174	46931.46996
1175	2013/07/15	05:14:00	00:01:00.0	37.6	37.6	10.0	47.6	1175	57912.96531
1176	2013/07/15	05:15:00	00:01:00.0	37.5	37.5	10.0	47.5	1176	56369.58605
1177	2013/07/15	05:16:00	00:01:00.0	49.5	49.5	10.0	59.5	1177	884142.242
1178	2013/07/15	05:17:00	00:01:00.0	56.0	56.0	10.0	66.0	1178	4012301.449
1179	2013/07/15	05:18:00	00:01:00.0	39.3	39.3	10.0	49.3	1179	85246.96771
1180	2013/07/15	05:19:00	00:01:00.0	36.7	36.7	10.0	46.7	1180	46794.19231
1181	2013/07/15	05:20:00	00:01:00.0	47.7	47.7	10.0	57.7	1181	586518.7991
1182	2013/07/15	05:21:00	00:01:00.0	45.2	45.2	10.0	55.2	1182	329019.0691
1183	2013/07/15	05:22:00	00:01:00.0	39.2	39.2	10.0	49.2	1183	83367.22216
1184	2013/07/15	05:23:00	00:01:00.0	44.1	44.1	10.0	54.1	1184	255675.8255
1185	2013/07/15	05:24:00	00:01:00.0	44.5	44.5	10.0	54.5	1185	284218.8999
1186	2013/07/15	05:25:00	00:01:00.0	37.5	37.5	10.0	47.5	1186	55846.0541
1187	2013/07/15	05:26:00	00:01:00.0	36.6	36.6	10.0	46.6	1187	45416.73204
1188	2013/07/15	05:27:00	00:01:00.0	42.3	42.3	10.0	52.3	1188	167973.6227

Location 1 - TVA Site

Record #	Date	Time	Duration	LAeq	Base Leq	Penalty	Base+Penalty	count	10^{^(leq/10)}
1189	2013/07/15	05:28:00	00:01:00.0	37.0	37.0	10.0	47.0	1189	49661.96975
1190	2013/07/15	05:29:00	00:01:00.0	36.8	36.8	10.0	46.8	1190	48377.55732
1191	2013/07/15	05:30:00	00:01:00.0	38.5	38.5	10.0	48.5	1191	71223.75938
1192	2013/07/15	05:31:00	00:01:00.0	39.1	39.1	10.0	49.1	1192	82094.46719
1193	2013/07/15	05:32:00	00:01:00.0	37.9	37.9	10.0	47.9	1193	61922.7565
1194	2013/07/15	05:33:00	00:01:00.0	36.9	36.9	10.0	46.9	1194	49204.14892
1195	2013/07/15	05:34:00	00:01:00.0	35.8	35.8	10.0	45.8	1195	37699.19635
1196	2013/07/15	05:35:00	00:01:00.0	36.7	36.7	10.0	46.7	1196	46884.25213
1197	2013/07/15	05:36:00	00:01:00.0	35.8	35.8	10.0	45.8	1197	38458.01615
1198	2013/07/15	05:37:00	00:01:00.0	35.2	35.2	10.0	45.2	1198	32995.82098
1199	2013/07/15	05:38:00	00:01:00.0	35.9	35.9	10.0	45.9	1199	38677.77401
1200	2013/07/15	05:39:00	00:01:00.0	36.5	36.5	10.0	46.5	1200	44903.44517
1201	2013/07/15	05:40:00	00:01:00.0	37.0	37.0	10.0	47.0	1201	49911.58599
1202	2013/07/15	05:41:00	00:01:00.0	38.8	38.8	10.0	48.8	1202	76268.36506
1203	2013/07/15	05:42:00	00:01:00.0	39.6	39.6	10.0	49.6	1203	91813.68315
1204	2013/07/15	05:43:00	00:01:00.0	36.8	36.8	10.0	46.8	1204	47421.22273
1205	2013/07/15	05:44:00	00:01:00.0	36.3	36.3	10.0	46.3	1205	42444.0456
1206	2013/07/15	05:45:00	00:01:00.0	36.1	36.1	10.0	46.1	1206	41040.09801
1207	2013/07/15	05:46:00	00:01:00.0	37.7	37.7	10.0	47.7	1207	58291.54214
1208	2013/07/15	05:47:00	00:01:00.0	37.1	37.1	10.0	47.1	1208	50958.09816
1209	2013/07/15	05:48:00	00:01:00.0	38.7	38.7	10.0	48.7	1209	74308.35957
1210	2013/07/15	05:49:00	00:01:00.0	40.2	40.2	10.0	50.2	1210	104931.5449
1211	2013/07/15	05:50:00	00:01:00.0	39.0	39.0	10.0	49.0	1211	80070.2147
1212	2013/07/15	05:51:00	00:01:00.0	39.8	39.8	10.0	49.8	1212	95089.93198
1213	2013/07/15	05:52:00	00:01:00.0	39.7	39.7	10.0	49.7	1213	92721.62089
1214	2013/07/15	05:53:00	00:01:00.0	40.3	40.3	10.0	50.3	1214	107302.3247
1215	2013/07/15	05:54:00	00:01:00.0	37.3	37.3	10.0	47.3	1215	54099.5895
1216	2013/07/15	05:55:00	00:01:00.0	36.4	36.4	10.0	46.4	1216	43767.19943
1217	2013/07/15	05:56:00	00:01:00.0	36.4	36.4	10.0	46.4	1217	43561.62581
1218	2013/07/15	05:57:00	00:01:00.0	36.7	36.7	10.0	46.7	1218	47087.38654
1219	2013/07/15	05:58:00	00:01:00.0	36.5	36.5	10.0	46.5	1219	44661.57204
1220	2013/07/15	05:59:00	00:01:00.0	37.4	37.4	10.0	47.4	1220	55369.72925
1221	2013/07/15	06:00:00	00:01:00.0	37.0	37.0	10.0	47.0	1221	49816.76114
1222	2013/07/15	06:01:00	00:01:00.0	39.6	39.6	10.0	49.6	1222	91397.44742
1223	2013/07/15	06:02:00	00:01:00.0	42.5	42.5	10.0	52.5	1223	176954.7576
1224	2013/07/15	06:03:00	00:01:00.0	42.5	42.5	10.0	52.5	1224	177805.4499
1225	2013/07/15	06:04:00	00:01:00.0	41.8	41.8	10.0	51.8	1225	152275.142
1226	2013/07/15	06:05:00	00:01:00.0	38.7	38.7	10.0	48.7	1226	73447.31976
1227	2013/07/15	06:06:00	00:01:00.0	38.8	38.8	10.0	48.8	1227	76040.93347
1228	2013/07/15	06:07:00	00:01:00.0	38.8	38.8	10.0	48.8	1228	75781.82297
1229	2013/07/15	06:08:00	00:01:00.0	41.1	41.1	10.0	51.1	1229	128293.1612
1230	2013/07/15	06:09:00	00:01:00.0	42.5	42.5	10.0	52.5	1230	179644.8408
1231	2013/07/15	06:10:00	00:01:00.0	43.6	43.6	10.0	53.6	1231	228594.02
1232	2013/07/15	06:11:00	00:01:00.0	44.6	44.6	10.0	54.6	1232	290594.7307

Location 1 - TVA Site

Record #	Date	Time	Duration	LAeq	Base Leq	Penalty	Base+Penalty	count	10^{^(leq/10)}
1233	2013/07/15	06:12:00	00:01:00.0	44.6	44.6	10.0	54.6	1233	290637.6156
1234	2013/07/15	06:13:00	00:01:00.0	45.3	45.3	10.0	55.3	1234	337193.3119
1235	2013/07/15	06:14:00	00:01:00.0	41.1	41.1	10.0	51.1	1235	128543.6865
1236	2013/07/15	06:15:00	00:01:00.0	42.9	42.9	10.0	52.9	1236	196252.9358
1237	2013/07/15	06:16:00	00:01:00.0	45.1	45.1	10.0	55.1	1237	324146.5656
1238	2013/07/15	06:17:00	00:01:00.0	45.6	45.6	10.0	55.6	1238	362365.8503
1239	2013/07/15	06:18:00	00:01:00.0	44.1	44.1	10.0	54.1	1239	254844.4483
1240	2013/07/15	06:19:00	00:01:00.0	42.3	42.3	10.0	52.3	1240	169979.9889
1241	2013/07/15	06:20:00	00:01:00.0	41.4	41.4	10.0	51.4	1241	137218.854
1242	2013/07/15	06:21:00	00:01:00.0	40.8	40.8	10.0	50.8	1242	119771.2928
1243	2013/07/15	06:22:00	00:01:00.0	41.6	41.6	10.0	51.6	1243	145767.792
1244	2013/07/15	06:23:00	00:01:00.0	40.9	40.9	10.0	50.9	1244	123726.8811
1245	2013/07/15	06:24:00	00:01:00.0	42.8	42.8	10.0	52.8	1245	189717.3593
1246	2013/07/15	06:25:00	00:01:00.0	41.3	41.3	10.0	51.3	1246	134369.0763
1247	2013/07/15	06:26:00	00:01:00.0	41.0	41.0	10.0	51.0	1247	125751.41
1248	2013/07/15	06:27:00	00:01:00.0	41.7	41.7	10.0	51.7	1248	146445.0144
1249	2013/07/15	06:28:00	00:01:00.0	43.1	43.1	10.0	53.1	1249	203285.2416
1250	2013/07/15	06:29:00	00:01:00.0	40.8	40.8	10.0	50.8	1250	119445.8167
1251	2013/07/15	06:30:00	00:01:00.0	40.0	40.0	10.0	50.0	1251	100985.9643
1252	2013/07/15	06:31:00	00:01:00.0	41.2	41.2	10.0	51.2	1252	132367.5529
1253	2013/07/15	06:32:00	00:01:00.0	40.2	40.2	10.0	50.2	1253	105917.0922
1254	2013/07/15	06:33:00	00:01:00.0	48.2	48.2	10.0	58.2	1254	661055.7899
1255	2013/07/15	06:34:00	00:01:00.0	42.4	42.4	10.0	52.4	1255	172238.1608
1256	2013/07/15	06:35:00	00:01:00.0	40.7	40.7	10.0	50.7	1256	116223.7887
1257	2013/07/15	06:36:00	00:01:00.0	40.7	40.7	10.0	50.7	1257	117416.837
1258	2013/07/15	06:37:00	00:01:00.0	42.6	42.6	10.0	52.6	1258	180386.4211
1259	2013/07/15	06:38:00	00:01:00.0	41.8	41.8	10.0	51.8	1259	152484.2081
1260	2013/07/15	06:39:00	00:01:00.0	41.2	41.2	10.0	51.2	1260	130546.4299
1261	2013/07/15	06:40:00	00:01:00.0	40.1	40.1	10.0	50.1	1261	101606.2077
1262	2013/07/15	06:41:00	00:01:00.0	39.6	39.6	10.0	49.6	1262	90477.04148
1263	2013/07/15	06:42:00	00:01:00.0	38.6	38.6	10.0	48.6	1263	71882.10534
1264	2013/07/15	06:43:00	00:01:00.0	38.4	38.4	10.0	48.4	1264	68869.48093
1265	2013/07/15	06:44:00	00:01:00.0	39.2	39.2	10.0	49.2	1265	82400.56239
1266	2013/07/15	06:45:00	00:01:00.0	39.7	39.7	10.0	49.7	1266	92835.54893
1267	2013/07/15	06:46:00	00:01:00.0	39.0	39.0	10.0	49.0	1267	80119.39116
1268	2013/07/15	06:47:00	00:01:00.0	40.8	40.8	10.0	50.8	1268	119554.5604
1269	2013/07/15	06:48:00	00:01:00.0	40.8	40.8	10.0	50.8	1269	119262.0384
1270	2013/07/15	06:49:00	00:01:00.0	43.0	43.0	10.0	53.0	1270	200967.822
1271	2013/07/15	06:50:00	00:01:00.0	39.8	39.8	10.0	49.8	1271	95225.25323
1272	2013/07/15	06:51:00	00:01:00.0	43.0	43.0	10.0	53.0	1272	197495.2436
1273	2013/07/15	06:52:00	00:01:00.0	44.3	44.3	10.0	54.3	1273	271435.4775
1274	2013/07/15	06:53:00	00:01:00.0	40.3	40.3	10.0	50.3	1274	107745.935
1275	2013/07/15	06:54:00	00:01:00.0	39.7	39.7	10.0	49.7	1275	94145.73692
1276	2013/07/15	06:55:00	00:01:00.0	40.6	40.6	10.0	50.6	1276	114425.3936

Location 1 - TVA Site

Record #	Date	Time	Duration	LAeq	Base Leq	Penalty	Base+Penalty	count	10^{^(leq/10)}
1277	2013/07/15	06:56:00	00:01:00.0	39.8	39.8	10.0	49.8	1277	95461.25023
1278	2013/07/15	06:57:00	00:01:00.0	38.4	38.4	10.0	48.4	1278	69793.11161
1279	2013/07/15	06:58:00	00:01:00.0	38.2	38.2	10.0	48.2	1279	66198.72263
1280	2013/07/15	06:59:00	00:01:00.0	39.7	39.7	10.0	49.7	1280	92899.82756
1281	2013/07/15	07:00:00	00:01:00.0	39.2	39.2	0.0	39.2	1281	8376.255705
1282	2013/07/15	07:01:00	00:01:00.0	40.5	40.5	0.0	40.5	1282	11236.53676
1283	2013/07/15	07:02:00	00:01:00.0	39.4	39.4	0.0	39.4	1283	8725.604357
1284	2013/07/15	07:03:00	00:01:00.0	41.5	41.5	0.0	41.5	1284	14173.83427
1285	2013/07/15	07:04:00	00:01:00.0	40.9	40.9	0.0	40.9	1285	12219.21709
1286	2013/07/15	07:05:00	00:01:00.0	40.2	40.2	0.0	40.2	1286	10395.31592
1287	2013/07/15	07:06:00	00:01:00.0	39.7	39.7	0.0	39.7	1287	9282.372585
1288	2013/07/15	07:07:00	00:01:00.0	39.4	39.4	0.0	39.4	1288	8710.457575
1289	2013/07/15	07:08:00	00:01:00.0	38.7	38.7	0.0	38.7	1289	7393.231493
1290	2013/07/15	07:09:00	00:01:00.0	38.8	38.8	0.0	38.8	1290	7657.795687
1291	2013/07/15	07:10:00	00:01:00.0	39.5	39.5	0.0	39.5	1291	8844.102099
1292	2013/07/15	07:11:00	00:01:00.0	39.1	39.1	0.0	39.1	1292	8043.542997
1293	2013/07/15	07:12:00	00:01:00.0	41.0	41.0	0.0	41.0	1293	12652.50933
1294	2013/07/15	07:13:00	00:01:00.0	40.6	40.6	0.0	40.6	1294	11510.75528
1295	2013/07/15	07:14:00	00:01:00.0	39.9	39.9	0.0	39.9	1295	9853.188987
1296	2013/07/15	07:15:00	00:01:00.0	39.9	39.9	0.0	39.9	1296	9855.552006
1297	2013/07/15	07:16:00	00:01:00.0	40.1	40.1	0.0	40.1	1297	10260.35925
1298	2013/07/15	07:17:00	00:01:00.0	41.2	41.2	0.0	41.2	1298	13129.72455
1299	2013/07/15	07:18:00	00:01:00.0	41.1	41.1	0.0	41.1	1299	12945.40013
1300	2013/07/15	07:19:00	00:01:00.0	39.9	39.9	0.0	39.9	1300	9883.284011
1301	2013/07/15	07:20:00	00:01:00.0	40.9	40.9	0.0	40.9	1301	12288.39284
1302	2013/07/15	07:21:00	00:01:00.0	41.8	41.8	0.0	41.8	1302	15264.82352
1303	2013/07/15	07:22:00	00:01:00.0	41.8	41.8	0.0	41.8	1303	15306.75453
1304	2013/07/15	07:23:00	00:01:00.0	40.9	40.9	0.0	40.9	1304	12317.45144
1305	2013/07/15	07:24:00	00:01:00.0	42.6	42.6	0.0	42.6	1305	18111.81761
1306	2013/07/15	07:25:00	00:01:00.0	46.0	46.0	0.0	46.0	1306	39673.49332
1307	2013/07/15	07:26:00	00:01:00.0	49.5	49.5	0.0	49.5	1307	88972.17895
1308	2013/07/15	07:27:00	00:01:00.0	51.4	51.4	0.0	51.4	1308	138704.8832
1309	2013/07/15	07:28:00	00:01:00.0	49.8	49.8	0.0	49.8	1309	95503.93941
1310	2013/07/15	07:29:00	00:01:00.0	40.5	40.5	0.0	40.5	1310	11311.73853
1311	2013/07/15	07:30:00	00:01:00.0	39.7	39.7	0.0	39.7	1311	9405.62214
1312	2013/07/15	07:31:00	00:01:00.0	40.7	40.7	0.0	40.7	1312	11673.21681
1313	2013/07/15	07:32:00	00:01:00.0	41.4	41.4	0.0	41.4	1313	13870.9513
1314	2013/07/15	07:33:00	00:01:00.0	41.2	41.2	0.0	41.2	1314	13228.54936
1315	2013/07/15	07:34:00	00:01:00.0	43.2	43.2	0.0	43.2	1315	20848.03339
1316	2013/07/15	07:35:00	00:01:00.0	42.1	42.1	0.0	42.1	1316	16330.5235
1317	2013/07/15	07:36:00	00:01:00.0	41.3	41.3	0.0	41.3	1317	13484.14156
1318	2013/07/15	07:37:00	00:01:00.0	47.9	47.9	0.0	47.9	1318	61462.20963
1319	2013/07/15	07:38:00	00:01:00.0	51.6	51.6	0.0	51.6	1319	145616.2743
1320	2013/07/15	07:39:00	00:01:00.0	56.2	56.2	0.0	56.2	1320	418034.3849

Location 1 - TVA Site

Record #	Date	Time	Duration	LAeq	Base Leq	Penalty	Base+Penalty	count	10^{^(leq/10)}
1321	2013/07/15	07:40:00	00:01:00.0	54.1	54.1	0.0	54.1	1321	258624.3264
1322	2013/07/15	07:41:00	00:01:00.0	49.1	49.1	0.0	49.1	1322	81735.21516
1323	2013/07/15	07:42:00	00:01:00.0	54.9	54.9	0.0	54.9	1323	309421.59
1324	2013/07/15	07:43:00	00:01:00.0	52.8	52.8	0.0	52.8	1324	190917.7929
1325	2013/07/15	07:44:00	00:01:00.0	43.2	43.2	0.0	43.2	1325	20664.31548
1326	2013/07/15	07:45:00	00:01:00.0	40.5	40.5	0.0	40.5	1326	11229.41302
1327	2013/07/15	07:46:00	00:01:00.0	50.6	50.6	0.0	50.6	1327	114770.7548
1328	2013/07/15	07:47:00	00:01:00.0	46.1	46.1	0.0	46.1	1328	41183.35085
1329	2013/07/15	07:48:00	00:01:00.0	43.7	43.7	0.0	43.7	1329	23687.90191
1330	2013/07/15	07:49:00	00:01:00.0	40.1	40.1	0.0	40.1	1330	10162.26306
1331	2013/07/15	07:50:00	00:01:00.0	39.8	39.8	0.0	39.8	1331	9536.83059
1332	2013/07/15	07:51:00	00:01:00.0	38.4	38.4	0.0	38.4	1332	6982.058117
1333	2013/07/15	07:52:00	00:01:00.0	40.0	40.0	0.0	40.0	1333	10012.56853
1334	2013/07/15	07:53:00	00:01:00.0	40.1	40.1	0.0	40.1	1334	10295.6491
1335	2013/07/15	07:54:00	00:01:00.0	39.6	39.6	0.0	39.6	1335	9108.61694
1336	2013/07/15	07:55:00	00:01:00.0	43.4	43.4	0.0	43.4	1336	21730.59458
1337	2013/07/15	07:56:00	00:01:00.0	43.7	43.7	0.0	43.7	1337	23437.47449
1338	2013/07/15	07:57:00	00:01:00.0	39.8	39.8	0.0	39.8	1338	9461.387259
1339	2013/07/15	07:58:00	00:01:00.0	40.2	40.2	0.0	40.2	1339	10413.91391
1340	2013/07/15	07:59:00	00:01:00.0	40.3	40.3	0.0	40.3	1340	10633.88155
1341	2013/07/15	08:00:00	00:01:00.0	39.6	39.6	0.0	39.6	1341	9214.565655
1342	2013/07/15	08:01:00	00:01:00.0	38.3	38.3	0.0	38.3	1342	6826.774312
1343	2013/07/15	08:02:00	00:01:00.0	39.2	39.2	0.0	39.2	1343	8291.095317
1344	2013/07/15	08:03:00	00:01:00.0	38.7	38.7	0.0	38.7	1344	7389.524368
1345	2013/07/15	08:04:00	00:01:00.0	41.0	41.0	0.0	41.0	1345	12681.87198
1346	2013/07/15	08:05:00	00:01:00.0	43.0	43.0	0.0	43.0	1346	20013.19615
1347	2013/07/15	08:06:00	00:01:00.0	49.7	49.7	0.0	49.7	1347	92968.39693
1348	2013/07/15	08:07:00	00:01:00.0	40.2	40.2	0.0	40.2	1348	10492.75817
1349	2013/07/15	08:08:00	00:01:00.0	38.5	38.5	0.0	38.5	1349	7139.055316
1350	2013/07/15	08:09:00	00:01:00.0	39.9	39.9	0.0	39.9	1350	9732.645298
1351	2013/07/15	08:10:00	00:01:00.0	39.6	39.6	0.0	39.6	1351	9118.222847
1352	2013/07/15	08:11:00	00:01:00.0	38.9	38.9	0.0	38.9	1352	7678.716259
1353	2013/07/15	08:12:00	00:01:00.0	40.8	40.8	0.0	40.8	1353	11996.04921
1354	2013/07/15	08:13:00	00:01:00.0	47.1	47.1	0.0	47.1	1354	51220.52741
1355	2013/07/15	08:14:00	00:01:00.0	50.7	50.7	0.0	50.7	1355	117990.8411
1356	2013/07/15	08:15:00	00:01:00.0	40.1	40.1	0.0	40.1	1356	10116.52139
1357	2013/07/15	08:16:00	00:01:00.0	39.5	39.5	0.0	39.5	1357	9010.017759
1358	2013/07/15	08:17:00	00:01:00.0	37.7	37.7	0.0	37.7	1358	5935.698488
1359	2013/07/15	08:18:00	00:01:00.0	38.4	38.4	0.0	38.4	1359	6961.983693
1360	2013/07/15	08:19:00	00:01:00.0	40.4	40.4	0.0	40.4	1360	10916.04552
1361	2013/07/15	08:20:00	00:01:00.0	38.2	38.2	0.0	38.2	1361	6621.994959
1362	2013/07/15	08:21:00	00:01:00.0	38.1	38.1	0.0	38.1	1362	6421.045441
1363	2013/07/15	08:22:00	00:01:00.0	37.0	37.0	0.0	37.0	1363	4976.532904
1364	2013/07/15	08:23:00	00:01:00.0	44.0	44.0	0.0	44.0	1364	24896.37364

Location 1 - TVA Site

Record #	Date	Time	Duration	LAeq	Base Leq	Penalty	Base+Penalty	count	10^{^(leq/10)}
1365	2013/07/15	08:24:00	00:01:00.0	40.4	40.4	0.0	40.4	1365	11021.04042
1366	2013/07/15	08:25:00	00:01:00.0	37.6	37.6	0.0	37.6	1366	5811.945296
1367	2013/07/15	08:26:00	00:01:00.0	38.3	38.3	0.0	38.3	1367	6784.04625
1368	2013/07/15	08:27:00	00:01:00.0	38.2	38.2	0.0	38.2	1368	6641.654903
1369	2013/07/15	08:28:00	00:01:00.0	38.9	38.9	0.0	38.9	1369	7757.300531
1370	2013/07/15	08:29:00	00:01:00.0	37.9	37.9	0.0	37.9	1370	6117.835907
1371	2013/07/15	08:30:00	00:01:00.0	37.3	37.3	0.0	37.3	1371	5330.155552
1372	2013/07/15	08:31:00	00:01:00.0	37.1	37.1	0.0	37.1	1372	5154.113843
1373	2013/07/15	08:32:00	00:01:00.0	38.0	38.0	0.0	38.0	1373	6320.245495
1374	2013/07/15	08:33:00	00:01:00.0	39.1	39.1	0.0	39.1	1374	8085.122697
1375	2013/07/15	08:34:00	00:01:00.0	38.5	38.5	0.0	38.5	1375	7109.031774
1376	2013/07/15	08:35:00	00:01:00.0	37.8	37.8	0.0	37.8	1376	5997.382264
1377	2013/07/15	08:36:00	00:01:00.0	37.8	37.8	0.0	37.8	1377	5999.184156
1378	2013/07/15	08:37:00	00:01:00.0	39.1	39.1	0.0	39.1	1378	8197.636552
1379	2013/07/15	08:38:00	00:01:00.0	37.6	37.6	0.0	37.6	1379	5730.463802
1380	2013/07/15	08:39:00	00:01:00.0	37.9	37.9	0.0	37.9	1380	6214.659782
1381	2013/07/15	08:40:00	00:01:00.0	38.7	38.7	0.0	38.7	1381	7395.043532
1382	2013/07/15	08:41:00	00:01:00.0	38.8	38.8	0.0	38.8	1382	7519.884434
1383	2013/07/15	08:42:00	00:01:00.0	44.0	44.0	0.0	44.0	1383	25238.88915
1384	2013/07/15	08:43:00	00:01:00.0	39.9	39.9	0.0	39.9	1384	9787.374329
1385	2013/07/15	08:44:00	00:01:00.0	39.2	39.2	0.0	39.2	1385	8344.847044
1386	2013/07/15	08:45:00	00:01:00.0	39.2	39.2	0.0	39.2	1386	8235.439823
1387	2013/07/15	08:46:00	00:01:00.0	41.7	41.7	0.0	41.7	1387	14813.56671
1388	2013/07/15	08:47:00	00:01:00.0	44.2	44.2	0.0	44.2	1388	26498.49488
1389	2013/07/15	08:48:00	00:01:00.0	41.6	41.6	0.0	41.6	1389	14339.9596
1390	2013/07/15	08:49:00	00:01:00.0	40.9	40.9	0.0	40.9	1390	12387.89057
1391	2013/07/15	08:50:00	00:01:00.0	43.9	43.9	0.0	43.9	1391	24449.66189
1392	2013/07/15	08:51:00	00:01:00.0	43.9	43.9	0.0	43.9	1392	24827.49697
1393	2013/07/15	08:52:00	00:01:00.0	47.9	47.9	0.0	47.9	1393	61646.30831
1394	2013/07/15	08:53:00	00:01:00.0	38.6	38.6	0.0	38.6	1394	7189.094532
1395	2013/07/15	08:54:00	00:01:00.0	42.9	42.9	0.0	42.9	1395	19446.52519
1396	2013/07/15	08:55:00	00:01:00.0	38.7	38.7	0.0	38.7	1396	7475.372051
1397	2013/07/15	08:56:00	00:01:00.0	38.2	38.2	0.0	38.2	1397	6678.814815
1398	2013/07/15	08:57:00	00:01:00.0	39.3	39.3	0.0	39.3	1398	8502.106089
1399	2013/07/15	08:58:00	00:01:00.0	40.3	40.3	0.0	40.3	1399	10741.02961
1400	2013/07/15	08:59:00	00:01:00.0	40.3	40.3	0.0	40.3	1400	10647.49929
1401	2013/07/15	09:00:00	00:01:00.0	40.1	40.1	0.0	40.1	1401	10131.73679
1402	2013/07/15	09:01:00	00:01:00.0	37.7	37.7	0.0	37.7	1402	5863.961994
1403	2013/07/15	09:02:00	00:01:00.0	39.7	39.7	0.0	39.7	1403	9262.442824
1404	2013/07/15	09:03:00	00:01:00.0	40.1	40.1	0.0	40.1	1404	10266.54359
1405	2013/07/15	09:04:00	00:01:00.0	41.4	41.4	0.0	41.4	1405	13830.96098
1406	2013/07/15	09:05:00	00:01:00.0	39.3	39.3	0.0	39.3	1406	8555.166573
1407	2013/07/15	09:06:00	00:01:00.0	39.9	39.9	0.0	39.9	1407	9859.049969
1408	2013/07/15	09:07:00	00:01:00.0	39.4	39.4	0.0	39.4	1408	8672.842678

Location 1 - TVA Site

Record #	Date	Time	Duration	LAeq	Base Leq	Penalty	Base+Penalty	count	10^{^(leq/10)}
1409	2013/07/15	09:08:00	00:01:00.0	39.7	39.7	0.0	39.7	1409	9430.35674
1410	2013/07/15	09:09:00	00:01:00.0	36.8	36.8	0.0	36.8	1410	4776.581616
1411	2013/07/15	09:10:00	00:01:00.0	37.3	37.3	0.0	37.3	1411	5406.780845
1412	2013/07/15	09:11:00	00:01:00.0	37.0	37.0	0.0	37.0	1412	5025.427586
1413	2013/07/15	09:12:00	00:01:00.0	38.2	38.2	0.0	38.2	1413	6561.726544
1414	2013/07/15	09:13:00	00:01:00.0	41.1	41.1	0.0	41.1	1414	12831.59263
1415	2013/07/15	09:14:00	00:01:00.0	41.0	41.0	0.0	41.0	1415	12549.91613
1416	2013/07/15	09:15:00	00:01:00.0	37.8	37.8	0.0	37.8	1416	5996.6132
1417	2013/07/15	09:16:00	00:01:00.0	37.1	37.1	0.0	37.1	1417	5162.926775
1418	2013/07/15	09:17:00	00:01:00.0	41.7	41.7	0.0	41.7	1418	14903.98688
1419	2013/07/15	09:18:00	00:01:00.0	39.2	39.2	0.0	39.2	1419	8360.599046
1420	2013/07/15	09:19:00	00:01:00.0	38.5	38.5	0.0	38.5	1420	7004.398799
1421	2013/07/15	09:20:00	00:01:00.0	38.7	38.7	0.0	38.7	1421	7478.261701
1422	2013/07/15	09:21:00	00:01:00.0	37.8	37.8	0.0	37.8	1422	5985.236267
1423	2013/07/15	09:22:00	00:01:00.0	41.4	41.4	0.0	41.4	1423	13680.02957
1424	2013/07/15	09:23:00	00:01:00.0	37.5	37.5	0.0	37.5	1424	5671.286199
1425	2013/07/15	09:24:00	00:01:00.0	36.2	36.2	0.0	36.2	1425	4212.230226
1426	2013/07/15	09:25:00	00:01:00.0	38.0	38.0	0.0	38.0	1426	6247.323133
1427	2013/07/15	09:26:00	00:01:00.0	38.9	38.9	0.0	38.9	1427	7699.362597
1428	2013/07/15	09:27:00	00:01:00.0	38.4	38.4	0.0	38.4	1428	6878.435993
1429	2013/07/15	09:28:00	00:01:00.0	36.4	36.4	0.0	36.4	1429	4372.973293
1430	2013/07/15	09:29:00	00:01:00.0	39.3	39.3	0.0	39.3	1430	8472.487574
1431	2013/07/15	09:30:00	00:01:00.0	38.9	38.9	0.0	38.9	1431	7837.69409
1432	2013/07/15	09:31:00	00:01:00.0	36.9	36.9	0.0	36.9	1432	4869.243257
1433	2013/07/15	09:32:00	00:01:00.0	39.3	39.3	0.0	39.3	1433	8419.363026
1434	2013/07/15	09:33:00	00:01:00.0	37.5	37.5	0.0	37.5	1434	5599.311297
1435	2013/07/15	09:34:00	00:01:00.0	37.4	37.4	0.0	37.4	1435	5548.345705
1436	2013/07/15	09:35:00	00:01:00.0	37.4	37.4	0.0	37.4	1436	5550.39782
1437	2013/07/15	09:36:00	00:01:00.0	37.0	37.0	0.0	37.0	1437	4959.483819
1438	2013/07/15	09:37:00	00:01:00.0	40.7	40.7	0.0	40.7	1438	11677.23682
1439	2013/07/15	09:38:00	00:01:00.0	46.4	46.4	0.0	46.4	1439	43678.33119
1440	2013/07/15	09:39:00	00:01:00.0	46.6	46.6	0.0	46.6	1440	45588.15382

133286766.2

1440

92560.25429

4.966424539

L_{dn} 49.66424539

Reading #2

General Information	
Serial Number	02668
Model	831
Firmware Version	2.202
Filename	831_Data.004
User	M Johnston, R Eckenrode
Job Description	TVA Noise Assessment
Location	TVA Site
Measurement Description	
Start Time	Sunday, 2013 July 14 10:20:00
Stop Time	Monday, 2013 July 15 10:20:00
Duration	1 Day 00:00:00.0
Run Time	1 Day 00:00:00.0
Pause	00:00:00.0
Pre Calibration	Saturday, 2013 July 13 22:19:00
Post Calibration	None
Calibration Deviation	---

Note

Overall Data				
LAeq			47.8	dB
LASmax	2013 Jul 14 11:21:22		72.5	dB
LZpeak (max)	2013 Jul 14 16:46:49		108.0	dB
LASmin	2013 Jul 14 13:58:16		30.2	dB
LCeq			54.5	dB
LAeq			47.8	dB
LCeq - LAeq			6.7	dB
LA1eq			51.1	dB
LAeq			47.8	dB
LA1eq - LAeq			3.4	dB
Ldn			55.2	dB
LDay 07:00-22:00			46.7	dB
LNight 22:00-07:00			49.1	dB
Lden			55.2	dB
LDay 07:00-19:00			46.2	dB
LEvening 19:00-22:00			48.2	dB
LNight 22:00-07:00			49.1	dB
LAE			97.1	dB
EA			572.5	µPa²h
EA8			190.8	µPa²h
EA40			954.1	µPa²h
# Overloads			0	
Overload Duration			0.0	s

Statistics				
LAS5.00			54.1	dBA
LAS10.00			52.5	dBA
LAS33.30			45.0	dBA
LAS50.00			42.4	dBA
LAS66.60			40.4	dBA
LAS90.00			37.0	dBA
LAS > 65.0 dB (Exceedence Counts / Duration)	7 /	47.6	s	
LAS > 85.0 dB (Exceedence Counts / Duration)	0 /	0.0	s	
LZpeak > 135.0 dB (Exceedence Counts / Duration)	0 /	0.0	s	
LZpeak > 137.0 dB (Exceedence Counts / Duration)	0 /	0.0	s	
LZpeak > 140.0 dB (Exceedence Counts / Duration)	0 /	0.0	s	

Location 2 - TVA Site

Record #	Date	Time	Duration	LAeq	Base Leq	Penalty	Base+Penalty	count	10^{^(leq/10)}
1	2013/07/14	10:20:00	00:01:00.0	52.4	52.4	0.0	52.4	1	172190.5116
2	2013/07/14	10:21:00	00:01:00.0	39.4	39.4	0.0	39.4	2	8746.145771
3	2013/07/14	10:22:00	00:01:00.0	38.7	38.7	0.0	38.7	3	7479.076259
4	2013/07/14	10:23:00	00:01:00.0	41.4	41.4	0.0	41.4	4	13860.79375
5	2013/07/14	10:24:00	00:01:00.0	43.1	43.1	0.0	43.1	5	20588.56599
6	2013/07/14	10:25:00	00:01:00.0	50.9	50.9	0.0	50.9	6	123137.8426
7	2013/07/14	10:26:00	00:01:00.0	48.6	48.6	0.0	48.6	7	72962.04535
8	2013/07/14	10:27:00	00:01:00.0	47.6	47.6	0.0	47.6	8	58125.42614
9	2013/07/14	10:28:00	00:01:00.0	45.6	45.6	0.0	45.6	9	35905.9038
10	2013/07/14	10:29:00	00:01:00.0	43.3	43.3	0.0	43.3	10	21332.64585
11	2013/07/14	10:30:00	00:01:00.0	41.7	41.7	0.0	41.7	11	14907.94094
12	2013/07/14	10:31:00	00:01:00.0	38.3	38.3	0.0	38.3	12	6775.084062
13	2013/07/14	10:32:00	00:01:00.0	39.7	39.7	0.0	39.7	13	9404.30864
14	2013/07/14	10:33:00	00:01:00.0	45.6	45.6	0.0	45.6	14	36130.2098
15	2013/07/14	10:34:00	00:01:00.0	43.9	43.9	0.0	43.9	15	24374.61213
16	2013/07/14	10:35:00	00:01:00.0	45.1	45.1	0.0	45.1	16	32296.5996
17	2013/07/14	10:36:00	00:01:00.0	45.7	45.7	0.0	45.7	17	36806.88221
18	2013/07/14	10:37:00	00:01:00.0	46.6	46.6	0.0	46.6	18	45535.72752
19	2013/07/14	10:38:00	00:01:00.0	46.1	46.1	0.0	46.1	19	40520.81975
20	2013/07/14	10:39:00	00:01:00.0	47.7	47.7	0.0	47.7	20	59422.7663
21	2013/07/14	10:40:00	00:01:00.0	47.8	47.8	0.0	47.8	21	60354.63138
22	2013/07/14	10:41:00	00:01:00.0	46.4	46.4	0.0	46.4	22	43699.16867
23	2013/07/14	10:42:00	00:01:00.0	43.5	43.5	0.0	43.5	23	22169.31808
24	2013/07/14	10:43:00	00:01:00.0	41.1	41.1	0.0	41.1	24	12996.54444
25	2013/07/14	10:44:00	00:01:00.0	39.4	39.4	0.0	39.4	25	8620.286459
26	2013/07/14	10:45:00	00:01:00.0	39.1	39.1	0.0	39.1	26	8176.286032
27	2013/07/14	10:46:00	00:01:00.0	39.0	39.0	0.0	39.0	27	7972.402247
28	2013/07/14	10:47:00	00:01:00.0	50.6	50.6	0.0	50.6	28	113686.4472
29	2013/07/14	10:48:00	00:01:00.0	59.5	59.5	0.0	59.5	29	889274.1016
30	2013/07/14	10:49:00	00:01:00.0	44.3	44.3	0.0	44.3	30	26790.75795
31	2013/07/14	10:50:00	00:01:00.0	42.0	42.0	0.0	42.0	31	15963.75001
32	2013/07/14	10:51:00	00:01:00.0	41.9	41.9	0.0	41.9	32	15423.7536
33	2013/07/14	10:52:00	00:01:00.0	43.3	43.3	0.0	43.3	33	21577.48276
34	2013/07/14	10:53:00	00:01:00.0	42.4	42.4	0.0	42.4	34	17358.5786
35	2013/07/14	10:54:00	00:01:00.0	42.7	42.7	0.0	42.7	35	18777.40108
36	2013/07/14	10:55:00	00:01:00.0	40.5	40.5	0.0	40.5	36	11342.96024
37	2013/07/14	10:56:00	00:01:00.0	37.9	37.9	0.0	37.9	37	6182.84602
38	2013/07/14	10:57:00	00:01:00.0	37.0	37.0	0.0	37.0	38	4994.912771
39	2013/07/14	10:58:00	00:01:00.0	37.7	37.7	0.0	37.7	39	5876.274793
40	2013/07/14	10:59:00	00:01:00.0	40.1	40.1	0.0	40.1	40	10346.38028
41	2013/07/14	11:00:00	00:01:00.0	35.4	35.4	0.0	35.4	41	3483.579746
42	2013/07/14	11:01:00	00:01:00.0	39.1	39.1	0.0	39.1	42	8084.433861
43	2013/07/14	11:02:00	00:01:00.0	43.6	43.6	0.0	43.6	43	23109.35594
44	2013/07/14	11:03:00	00:01:00.0	44.2	44.2	0.0	44.2	44	26094.38179
45	2013/07/14	11:04:00	00:01:00.0	41.0	41.0	0.0	41.0	45	12518.65961

Location 2 - TVA Site

Record #	Date	Time	Duration	LAeq	Base Leq	Penalty	Base+Penalty	count	10^{^(leq/10)}
46	2013/07/14	11:05:00	00:01:00.0	48.3	48.3	0.0	48.3	46	67789.47367
47	2013/07/14	11:06:00	00:01:00.0	42.7	42.7	0.0	42.7	47	18652.68139
48	2013/07/14	11:07:00	00:01:00.0	39.9	39.9	0.0	39.9	48	9669.70802
49	2013/07/14	11:08:00	00:01:00.0	37.7	37.7	0.0	37.7	49	5951.945777
50	2013/07/14	11:09:00	00:01:00.0	36.8	36.8	0.0	36.8	50	4799.262105
51	2013/07/14	11:10:00	00:01:00.0	39.6	39.6	0.0	39.6	51	9018.236338
52	2013/07/14	11:11:00	00:01:00.0	39.6	39.6	0.0	39.6	52	9046.194306
53	2013/07/14	11:12:00	00:01:00.0	39.0	39.0	0.0	39.0	53	7994.519357
54	2013/07/14	11:13:00	00:01:00.0	43.4	43.4	0.0	43.4	54	22098.22035
55	2013/07/14	11:14:00	00:01:00.0	42.9	42.9	0.0	42.9	55	19652.32443
56	2013/07/14	11:15:00	00:01:00.0	40.8	40.8	0.0	40.8	56	11930.89782
57	2013/07/14	11:16:00	00:01:00.0	39.3	39.3	0.0	39.3	57	8472.465248
58	2013/07/14	11:17:00	00:01:00.0	41.3	41.3	0.0	41.3	58	13642.2552
59	2013/07/14	11:18:00	00:01:00.0	42.9	42.9	0.0	42.9	59	19606.70237
60	2013/07/14	11:19:00	00:01:00.0	41.9	41.9	0.0	41.9	60	15419.56793
61	2013/07/14	11:20:00	00:01:00.0	49.6	49.6	0.0	49.6	61	91412.94286
62	2013/07/14	11:21:00	00:01:00.0	65.0	65.0	0.0	65.0	62	3196678.382
63	2013/07/14	11:22:00	00:01:00.0	43.1	43.1	0.0	43.1	63	20512.08518
64	2013/07/14	11:23:00	00:01:00.0	59.8	59.8	0.0	59.8	64	951029.6259
65	2013/07/14	11:24:00	00:01:00.0	50.2	50.2	0.0	50.2	65	105615.7194
66	2013/07/14	11:25:00	00:01:00.0	49.3	49.3	0.0	49.3	66	84736.48597
67	2013/07/14	11:26:00	00:01:00.0	47.0	47.0	0.0	47.0	67	49610.26169
68	2013/07/14	11:27:00	00:01:00.0	43.8	43.8	0.0	43.8	68	24131.50349
69	2013/07/14	11:28:00	00:01:00.0	44.0	44.0	0.0	44.0	69	25287.84136
70	2013/07/14	11:29:00	00:01:00.0	43.6	43.6	0.0	43.6	70	22985.96726
71	2013/07/14	11:30:00	00:01:00.0	41.0	41.0	0.0	41.0	71	12727.93861
72	2013/07/14	11:31:00	00:01:00.0	40.5	40.5	0.0	40.5	72	11303.57421
73	2013/07/14	11:32:00	00:01:00.0	38.2	38.2	0.0	38.2	73	6607.608859
74	2013/07/14	11:33:00	00:01:00.0	47.1	47.1	0.0	47.1	74	51371.55745
75	2013/07/14	11:34:00	00:01:00.0	46.1	46.1	0.0	46.1	75	40392.60661
76	2013/07/14	11:35:00	00:01:00.0	39.6	39.6	0.0	39.6	76	9079.660512
77	2013/07/14	11:36:00	00:01:00.0	43.0	43.0	0.0	43.0	77	20068.9461
78	2013/07/14	11:37:00	00:01:00.0	42.8	42.8	0.0	42.8	78	19121.2326
79	2013/07/14	11:38:00	00:01:00.0	41.9	41.9	0.0	41.9	79	15377.11177
80	2013/07/14	11:39:00	00:01:00.0	40.6	40.6	0.0	40.6	80	11391.47526
81	2013/07/14	11:40:00	00:01:00.0	51.3	51.3	0.0	51.3	81	134991.6814
82	2013/07/14	11:41:00	00:01:00.0	41.7	41.7	0.0	41.7	82	14742.79628
83	2013/07/14	11:42:00	00:01:00.0	43.2	43.2	0.0	43.2	83	20678.58697
84	2013/07/14	11:43:00	00:01:00.0	41.8	41.8	0.0	41.8	84	15282.27744
85	2013/07/14	11:44:00	00:01:00.0	49.2	49.2	0.0	49.2	85	83432.78607
86	2013/07/14	11:45:00	00:01:00.0	57.0	57.0	0.0	57.0	86	505791.4473
87	2013/07/14	11:46:00	00:01:00.0	54.5	54.5	0.0	54.5	87	279558.1565
88	2013/07/14	11:47:00	00:01:00.0	43.5	43.5	0.0	43.5	88	22413.47846
89	2013/07/14	11:48:00	00:01:00.0	39.5	39.5	0.0	39.5	89	8888.695794
90	2013/07/14	11:49:00	00:01:00.0	40.1	40.1	0.0	40.1	90	10226.16041

Location 2 - TVA Site

Record #	Date	Time	Duration	LAeq	Base Leq	Penalty	Base+Penalty	count	10^{^(leq/10)}
91	2013/07/14	11:50:00	00:01:00.0	38.2	38.2	0.0	38.2	91	6636.552283
92	2013/07/14	11:51:00	00:01:00.0	57.0	57.0	0.0	57.0	92	499044.8431
93	2013/07/14	11:52:00	00:01:00.0	43.7	43.7	0.0	43.7	93	23612.90883
94	2013/07/14	11:53:00	00:01:00.0	40.8	40.8	0.0	40.8	94	12125.96197
95	2013/07/14	11:54:00	00:01:00.0	42.6	42.6	0.0	42.6	95	18381.19656
96	2013/07/14	11:55:00	00:01:00.0	40.9	40.9	0.0	40.9	96	12260.04891
97	2013/07/14	11:56:00	00:01:00.0	40.4	40.4	0.0	40.4	97	10975.684
98	2013/07/14	11:57:00	00:01:00.0	55.7	55.7	0.0	55.7	98	370924.2285
99	2013/07/14	11:58:00	00:01:00.0	47.1	47.1	0.0	47.1	99	51572.15909
100	2013/07/14	11:59:00	00:01:00.0	42.4	42.4	0.0	42.4	100	17268.686
101	2013/07/14	12:00:00	00:01:00.0	40.6	40.6	0.0	40.6	101	11501.28549
102	2013/07/14	12:01:00	00:01:00.0	36.5	36.5	0.0	36.5	102	4419.624381
103	2013/07/14	12:02:00	00:01:00.0	34.7	34.7	0.0	34.7	103	2962.460737
104	2013/07/14	12:03:00	00:01:00.0	39.4	39.4	0.0	39.4	104	8804.046182
105	2013/07/14	12:04:00	00:01:00.0	39.6	39.6	0.0	39.6	105	9078.567966
106	2013/07/14	12:05:00	00:01:00.0	39.4	39.4	0.0	39.4	106	8683.613502
107	2013/07/14	12:06:00	00:01:00.0	39.7	39.7	0.0	39.7	107	9293.900386
108	2013/07/14	12:07:00	00:01:00.0	39.5	39.5	0.0	39.5	108	8860.220586
109	2013/07/14	12:08:00	00:01:00.0	41.6	41.6	0.0	41.6	109	14347.75849
110	2013/07/14	12:09:00	00:01:00.0	42.1	42.1	0.0	42.1	110	16294.41613
111	2013/07/14	12:10:00	00:01:00.0	43.1	43.1	0.0	43.1	111	20400.62885
112	2013/07/14	12:11:00	00:01:00.0	43.6	43.6	0.0	43.6	112	23092.87945
113	2013/07/14	12:12:00	00:01:00.0	40.8	40.8	0.0	40.8	113	12077.92532
114	2013/07/14	12:13:00	00:01:00.0	40.5	40.5	0.0	40.5	114	11230.06404
115	2013/07/14	12:14:00	00:01:00.0	41.0	41.0	0.0	41.0	115	12586.62259
116	2013/07/14	12:15:00	00:01:00.0	39.6	39.6	0.0	39.6	116	9145.27774
117	2013/07/14	12:16:00	00:01:00.0	39.5	39.5	0.0	39.5	117	8928.164357
118	2013/07/14	12:17:00	00:01:00.0	35.7	35.7	0.0	35.7	118	3724.285915
119	2013/07/14	12:18:00	00:01:00.0	39.4	39.4	0.0	39.4	119	8662.222167
120	2013/07/14	12:19:00	00:01:00.0	38.8	38.8	0.0	38.8	120	7502.572309
121	2013/07/14	12:20:00	00:01:00.0	40.8	40.8	0.0	40.8	121	12043.43227
122	2013/07/14	12:21:00	00:01:00.0	43.0	43.0	0.0	43.0	122	20030.57167
123	2013/07/14	12:22:00	00:01:00.0	51.0	51.0	0.0	51.0	123	126900.7318
124	2013/07/14	12:23:00	00:01:00.0	42.3	42.3	0.0	42.3	124	16837.63052
125	2013/07/14	12:24:00	00:01:00.0	39.8	39.8	0.0	39.8	125	9521.613661
126	2013/07/14	12:25:00	00:01:00.0	36.1	36.1	0.0	36.1	126	4114.730108
127	2013/07/14	12:26:00	00:01:00.0	37.2	37.2	0.0	37.2	127	5212.050209
128	2013/07/14	12:27:00	00:01:00.0	38.6	38.6	0.0	38.6	128	7306.613341
129	2013/07/14	12:28:00	00:01:00.0	37.3	37.3	0.0	37.3	129	5342.956978
130	2013/07/14	12:29:00	00:01:00.0	36.2	36.2	0.0	36.2	130	4201.056629
131	2013/07/14	12:30:00	00:01:00.0	35.0	35.0	0.0	35.0	131	3183.9589
132	2013/07/14	12:31:00	00:01:00.0	36.9	36.9	0.0	36.9	132	4865.857067
133	2013/07/14	12:32:00	00:01:00.0	38.7	38.7	0.0	38.7	133	7351.321776
134	2013/07/14	12:33:00	00:01:00.0	40.0	40.0	0.0	40.0	134	9977.451441
135	2013/07/14	12:34:00	00:01:00.0	39.8	39.8	0.0	39.8	135	9534.811987

Location 2 - TVA Site

Record #	Date	Time	Duration	LAeq	Base Leq	Penalty	Base+Penalty	count	10^{^(leq/10)}
136	2013/07/14	12:35:00	00:01:00.0	37.6	37.6	0.0	37.6	136	5819.740777
137	2013/07/14	12:36:00	00:01:00.0	37.9	37.9	0.0	37.9	137	6166.130914
138	2013/07/14	12:37:00	00:01:00.0	38.0	38.0	0.0	38.0	138	6355.461984
139	2013/07/14	12:38:00	00:01:00.0	41.9	41.9	0.0	41.9	139	15488.19884
140	2013/07/14	12:39:00	00:01:00.0	50.9	50.9	0.0	50.9	140	121766.494
141	2013/07/14	12:40:00	00:01:00.0	37.4	37.4	0.0	37.4	141	5528.57033
142	2013/07/14	12:41:00	00:01:00.0	38.5	38.5	0.0	38.5	142	7120.912172
143	2013/07/14	12:42:00	00:01:00.0	39.1	39.1	0.0	39.1	143	8189.561538
144	2013/07/14	12:43:00	00:01:00.0	38.4	38.4	0.0	38.4	144	6969.570639
145	2013/07/14	12:44:00	00:01:00.0	38.8	38.8	0.0	38.8	145	7564.542266
146	2013/07/14	12:45:00	00:01:00.0	39.2	39.2	0.0	39.2	146	8318.377104
147	2013/07/14	12:46:00	00:01:00.0	40.0	40.0	0.0	40.0	147	10005.89558
148	2013/07/14	12:47:00	00:01:00.0	39.1	39.1	0.0	39.1	148	8123.027832
149	2013/07/14	12:48:00	00:01:00.0	39.4	39.4	0.0	39.4	149	8760.431179
150	2013/07/14	12:49:00	00:01:00.0	39.8	39.8	0.0	39.8	150	9632.290084
151	2013/07/14	12:50:00	00:01:00.0	39.7	39.7	0.0	39.7	151	9272.210955
152	2013/07/14	12:51:00	00:01:00.0	41.9	41.9	0.0	41.9	152	15358.17349
153	2013/07/14	12:52:00	00:01:00.0	41.4	41.4	0.0	41.4	153	13740.01279
154	2013/07/14	12:53:00	00:01:00.0	41.1	41.1	0.0	41.1	154	12779.92994
155	2013/07/14	12:54:00	00:01:00.0	41.1	41.1	0.0	41.1	155	12777.02287
156	2013/07/14	12:55:00	00:01:00.0	43.7	43.7	0.0	43.7	156	23206.79051
157	2013/07/14	12:56:00	00:01:00.0	42.6	42.6	0.0	42.6	157	18329.08854
158	2013/07/14	12:57:00	00:01:00.0	41.6	41.6	0.0	41.6	158	14574.25708
159	2013/07/14	12:58:00	00:01:00.0	40.1	40.1	0.0	40.1	159	10175.62542
160	2013/07/14	12:59:00	00:01:00.0	39.6	39.6	0.0	39.6	160	9115.540179
161	2013/07/14	13:00:00	00:01:00.0	41.7	41.7	0.0	41.7	161	14921.63112
162	2013/07/14	13:01:00	00:01:00.0	46.8	46.8	0.0	46.8	162	47784.65807
163	2013/07/14	13:02:00	00:01:00.0	39.5	39.5	0.0	39.5	163	8949.882255
164	2013/07/14	13:03:00	00:01:00.0	36.8	36.8	0.0	36.8	164	4743.3762
165	2013/07/14	13:04:00	00:01:00.0	35.2	35.2	0.0	35.2	165	3295.709422
166	2013/07/14	13:05:00	00:01:00.0	36.6	36.6	0.0	36.6	166	4578.50292
167	2013/07/14	13:06:00	00:01:00.0	37.3	37.3	0.0	37.3	167	5336.700083
168	2013/07/14	13:07:00	00:01:00.0	36.8	36.8	0.0	36.8	168	4793.860862
169	2013/07/14	13:08:00	00:01:00.0	35.8	35.8	0.0	35.8	169	3824.226123
170	2013/07/14	13:09:00	00:01:00.0	36.3	36.3	0.0	36.3	170	4248.070907
171	2013/07/14	13:10:00	00:01:00.0	39.0	39.0	0.0	39.0	171	7934.105771
172	2013/07/14	13:11:00	00:01:00.0	40.6	40.6	0.0	40.6	172	11490.95543
173	2013/07/14	13:12:00	00:01:00.0	37.9	37.9	0.0	37.9	173	6227.326052
174	2013/07/14	13:13:00	00:01:00.0	42.3	42.3	0.0	42.3	174	16822.71442
175	2013/07/14	13:14:00	00:01:00.0	43.8	43.8	0.0	43.8	175	24262.81021
176	2013/07/14	13:15:00	00:01:00.0	46.1	46.1	0.0	46.1	176	41151.99986
177	2013/07/14	13:16:00	00:01:00.0	37.5	37.5	0.0	37.5	177	5664.167172
178	2013/07/14	13:17:00	00:01:00.0	38.1	38.1	0.0	38.1	178	6431.290262
179	2013/07/14	13:18:00	00:01:00.0	39.9	39.9	0.0	39.9	179	9718.28532
180	2013/07/14	13:19:00	00:01:00.0	40.4	40.4	0.0	40.4	180	10898.79067

Location 2 - TVA Site

Record #	Date	Time	Duration	LAeq	Base Leq	Penalty	Base+Penalty	count	10^{^(leq/10)}
181	2013/07/14	13:20:00	00:01:00.0	42.7	42.7	0.0	42.7	181	18559.4614
182	2013/07/14	13:21:00	00:01:00.0	40.7	40.7	0.0	40.7	182	11833.95832
183	2013/07/14	13:22:00	00:01:00.0	39.4	39.4	0.0	39.4	183	8667.648802
184	2013/07/14	13:23:00	00:01:00.0	40.1	40.1	0.0	40.1	184	10179.81817
185	2013/07/14	13:24:00	00:01:00.0	41.5	41.5	0.0	41.5	185	14268.19292
186	2013/07/14	13:25:00	00:01:00.0	44.4	44.4	0.0	44.4	186	27654.70485
187	2013/07/14	13:26:00	00:01:00.0	39.0	39.0	0.0	39.0	187	7999.780654
188	2013/07/14	13:27:00	00:01:00.0	38.8	38.8	0.0	38.8	188	7500.503332
189	2013/07/14	13:28:00	00:01:00.0	37.8	37.8	0.0	37.8	189	6048.954223
190	2013/07/14	13:29:00	00:01:00.0	41.4	41.4	0.0	41.4	190	13836.68418
191	2013/07/14	13:30:00	00:01:00.0	40.3	40.3	0.0	40.3	191	10759.72629
192	2013/07/14	13:31:00	00:01:00.0	40.1	40.1	0.0	40.1	192	10133.60583
193	2013/07/14	13:32:00	00:01:00.0	40.4	40.4	0.0	40.4	193	10901.84492
194	2013/07/14	13:33:00	00:01:00.0	39.4	39.4	0.0	39.4	194	8619.695881
195	2013/07/14	13:34:00	00:01:00.0	38.5	38.5	0.0	38.5	195	7079.084752
196	2013/07/14	13:35:00	00:01:00.0	38.4	38.4	0.0	38.4	196	6967.905698
197	2013/07/14	13:36:00	00:01:00.0	39.1	39.1	0.0	39.1	197	8177.981107
198	2013/07/14	13:37:00	00:01:00.0	50.8	50.8	0.0	50.8	198	119615.7985
199	2013/07/14	13:38:00	00:01:00.0	48.8	48.8	0.0	48.8	199	75973.57039
200	2013/07/14	13:39:00	00:01:00.0	48.0	48.0	0.0	48.0	200	62474.76783
201	2013/07/14	13:40:00	00:01:00.0	48.1	48.1	0.0	48.1	201	65224.78996
202	2013/07/14	13:41:00	00:01:00.0	43.9	43.9	0.0	43.9	202	24307.88352
203	2013/07/14	13:42:00	00:01:00.0	44.7	44.7	0.0	44.7	203	29675.15772
204	2013/07/14	13:43:00	00:01:00.0	43.3	43.3	0.0	43.3	204	21253.21431
205	2013/07/14	13:44:00	00:01:00.0	60.2	60.2	0.0	60.2	205	1051189.982
206	2013/07/14	13:45:00	00:01:00.0	42.2	42.2	0.0	42.2	206	16779.85812
207	2013/07/14	13:46:00	00:01:00.0	39.1	39.1	0.0	39.1	207	8064.582307
208	2013/07/14	13:47:00	00:01:00.0	41.3	41.3	0.0	41.3	208	13643.72918
209	2013/07/14	13:48:00	00:01:00.0	42.7	42.7	0.0	42.7	209	18816.84528
210	2013/07/14	13:49:00	00:01:00.0	41.6	41.6	0.0	41.6	210	14327.48265
211	2013/07/14	13:50:00	00:01:00.0	40.1	40.1	0.0	40.1	211	10265.07379
212	2013/07/14	13:51:00	00:01:00.0	39.5	39.5	0.0	39.5	212	8964.051619
213	2013/07/14	13:52:00	00:01:00.0	44.1	44.1	0.0	44.1	213	25650.2705
214	2013/07/14	13:53:00	00:01:00.0	42.6	42.6	0.0	42.6	214	18369.5594
215	2013/07/14	13:54:00	00:01:00.0	39.3	39.3	0.0	39.3	215	8449.062991
216	2013/07/14	13:55:00	00:01:00.0	40.8	40.8	0.0	40.8	216	12112.44269
217	2013/07/14	13:56:00	00:01:00.0	38.0	38.0	0.0	38.0	217	6333.733338
218	2013/07/14	13:57:00	00:01:00.0	32.3	32.3	0.0	32.3	218	1687.854384
219	2013/07/14	13:58:00	00:01:00.0	31.7	31.7	0.0	31.7	219	1473.253084
220	2013/07/14	13:59:00	00:01:00.0	32.6	32.6	0.0	32.6	220	1806.102848
221	2013/07/14	14:00:00	00:01:00.0	32.6	32.6	0.0	32.6	221	1837.078571
222	2013/07/14	14:01:00	00:01:00.0	35.2	35.2	0.0	35.2	222	3314.22162
223	2013/07/14	14:02:00	00:01:00.0	38.6	38.6	0.0	38.6	223	7320.225502
224	2013/07/14	14:03:00	00:01:00.0	36.2	36.2	0.0	36.2	224	4168.335742
225	2013/07/14	14:04:00	00:01:00.0	44.2	44.2	0.0	44.2	225	26312.52843

Location 2 - TVA Site

Record #	Date	Time	Duration	LAeq	Base Leq	Penalty	Base+Penalty	count	10^{^(leq/10)}
226	2013/07/14	14:05:00	00:01:00.0	41.4	41.4	0.0	41.4	226	13933.96229
227	2013/07/14	14:06:00	00:01:00.0	51.3	51.3	0.0	51.3	227	134361.1688
228	2013/07/14	14:07:00	00:01:00.0	43.8	43.8	0.0	43.8	228	24063.51691
229	2013/07/14	14:08:00	00:01:00.0	40.0	40.0	0.0	40.0	229	10015.03135
230	2013/07/14	14:09:00	00:01:00.0	39.5	39.5	0.0	39.5	230	8829.54065
231	2013/07/14	14:10:00	00:01:00.0	41.1	41.1	0.0	41.1	231	12931.52382
232	2013/07/14	14:11:00	00:01:00.0	38.3	38.3	0.0	38.3	232	6811.704003
233	2013/07/14	14:12:00	00:01:00.0	38.1	38.1	0.0	38.1	233	6442.728409
234	2013/07/14	14:13:00	00:01:00.0	37.3	37.3	0.0	37.3	234	5337.792401
235	2013/07/14	14:14:00	00:01:00.0	40.4	40.4	0.0	40.4	235	10985.58944
236	2013/07/14	14:15:00	00:01:00.0	37.8	37.8	0.0	37.8	236	5991.864045
237	2013/07/14	14:16:00	00:01:00.0	38.7	38.7	0.0	38.7	237	7466.775386
238	2013/07/14	14:17:00	00:01:00.0	36.6	36.6	0.0	36.6	238	4594.742737
239	2013/07/14	14:18:00	00:01:00.0	36.8	36.8	0.0	36.8	239	4743.847029
240	2013/07/14	14:19:00	00:01:00.0	45.4	45.4	0.0	45.4	240	34926.18037
241	2013/07/14	14:20:00	00:01:00.0	44.8	44.8	0.0	44.8	241	30293.56093
242	2013/07/14	14:21:00	00:01:00.0	42.7	42.7	0.0	42.7	242	18507.77462
243	2013/07/14	14:22:00	00:01:00.0	41.1	41.1	0.0	41.1	243	12769.11317
244	2013/07/14	14:23:00	00:01:00.0	39.4	39.4	0.0	39.4	244	8768.283462
245	2013/07/14	14:24:00	00:01:00.0	41.1	41.1	0.0	41.1	245	12888.89718
246	2013/07/14	14:25:00	00:01:00.0	44.1	44.1	0.0	44.1	246	25896.4619
247	2013/07/14	14:26:00	00:01:00.0	43.1	43.1	0.0	43.1	247	20220.83581
248	2013/07/14	14:27:00	00:01:00.0	42.3	42.3	0.0	42.3	248	17178.00651
249	2013/07/14	14:28:00	00:01:00.0	37.3	37.3	0.0	37.3	249	5368.600268
250	2013/07/14	14:29:00	00:01:00.0	36.6	36.6	0.0	36.6	250	4547.673012
251	2013/07/14	14:30:00	00:01:00.0	35.5	35.5	0.0	35.5	251	3522.147018
252	2013/07/14	14:31:00	00:01:00.0	35.7	35.7	0.0	35.7	252	3724.878065
253	2013/07/14	14:32:00	00:01:00.0	38.9	38.9	0.0	38.9	253	7733.325989
254	2013/07/14	14:33:00	00:01:00.0	40.5	40.5	0.0	40.5	254	11151.62365
255	2013/07/14	14:34:00	00:01:00.0	39.9	39.9	0.0	39.9	255	9665.131081
256	2013/07/14	14:35:00	00:01:00.0	42.9	42.9	0.0	42.9	256	19669.57668
257	2013/07/14	14:36:00	00:01:00.0	43.5	43.5	0.0	43.5	257	22287.85313
258	2013/07/14	14:37:00	00:01:00.0	41.2	41.2	0.0	41.2	258	13227.07377
259	2013/07/14	14:38:00	00:01:00.0	40.4	40.4	0.0	40.4	259	10960.5682
260	2013/07/14	14:39:00	00:01:00.0	40.3	40.3	0.0	40.3	260	10704.85252
261	2013/07/14	14:40:00	00:01:00.0	41.2	41.2	0.0	41.2	261	13222.35761
262	2013/07/14	14:41:00	00:01:00.0	41.9	41.9	0.0	41.9	262	15614.00276
263	2013/07/14	14:42:00	00:01:00.0	43.6	43.6	0.0	43.6	263	22968.89278
264	2013/07/14	14:43:00	00:01:00.0	41.6	41.6	0.0	41.6	264	14489.38771
265	2013/07/14	14:44:00	00:01:00.0	42.1	42.1	0.0	42.1	265	16329.08914
266	2013/07/14	14:45:00	00:01:00.0	42.0	42.0	0.0	42.0	266	15827.61903
267	2013/07/14	14:46:00	00:01:00.0	43.1	43.1	0.0	43.1	267	20292.82589
268	2013/07/14	14:47:00	00:01:00.0	43.7	43.7	0.0	43.7	268	23379.32757
269	2013/07/14	14:48:00	00:01:00.0	40.0	40.0	0.0	40.0	269	10068.91586
270	2013/07/14	14:49:00	00:01:00.0	44.1	44.1	0.0	44.1	270	25920.60728

Location 2 - TVA Site

Record #	Date	Time	Duration	LAeq	Base Leq	Penalty	Base+Penalty	count	10^{^(leq/10)}
271	2013/07/14	14:50:00	00:01:00.0	42.1	42.1	0.0	42.1	271	16400.24119
272	2013/07/14	14:51:00	00:01:00.0	41.3	41.3	0.0	41.3	272	13364.2243
273	2013/07/14	14:52:00	00:01:00.0	41.7	41.7	0.0	41.7	273	14945.89815
274	2013/07/14	14:53:00	00:01:00.0	42.1	42.1	0.0	42.1	274	16270.68903
275	2013/07/14	14:54:00	00:01:00.0	45.3	45.3	0.0	45.3	275	33758.27162
276	2013/07/14	14:55:00	00:01:00.0	54.0	54.0	0.0	54.0	276	252683.2456
277	2013/07/14	14:56:00	00:01:00.0	54.9	54.9	0.0	54.9	277	307692.1774
278	2013/07/14	14:57:00	00:01:00.0	45.5	45.5	0.0	45.5	278	35450.43609
279	2013/07/14	14:58:00	00:01:00.0	46.1	46.1	0.0	46.1	279	41135.62874
280	2013/07/14	14:59:00	00:01:00.0	44.1	44.1	0.0	44.1	280	25909.52173
281	2013/07/14	15:00:00	00:01:00.0	45.6	45.6	0.0	45.6	281	36317.23385
282	2013/07/14	15:01:00	00:01:00.0	43.8	43.8	0.0	43.8	282	24170.4513
283	2013/07/14	15:02:00	00:01:00.0	40.2	40.2	0.0	40.2	283	10493.32961
284	2013/07/14	15:03:00	00:01:00.0	38.4	38.4	0.0	38.4	284	6981.598172
285	2013/07/14	15:04:00	00:01:00.0	39.0	39.0	0.0	39.0	285	7864.416468
286	2013/07/14	15:05:00	00:01:00.0	39.6	39.6	0.0	39.6	286	9217.317946
287	2013/07/14	15:06:00	00:01:00.0	38.8	38.8	0.0	38.8	287	7662.364242
288	2013/07/14	15:07:00	00:01:00.0	39.0	39.0	0.0	39.0	288	7898.386394
289	2013/07/14	15:08:00	00:01:00.0	38.2	38.2	0.0	38.2	289	6532.088084
290	2013/07/14	15:09:00	00:01:00.0	38.0	38.0	0.0	38.0	290	6297.945724
291	2013/07/14	15:10:00	00:01:00.0	38.3	38.3	0.0	38.3	291	6779.233184
292	2013/07/14	15:11:00	00:01:00.0	40.5	40.5	0.0	40.5	292	11173.37061
293	2013/07/14	15:12:00	00:01:00.0	38.0	38.0	0.0	38.0	293	6266.278009
294	2013/07/14	15:13:00	00:01:00.0	38.2	38.2	0.0	38.2	294	6537.937282
295	2013/07/14	15:14:00	00:01:00.0	38.9	38.9	0.0	38.9	295	7829.712291
296	2013/07/14	15:15:00	00:01:00.0	41.0	41.0	0.0	41.0	296	12678.11858
297	2013/07/14	15:16:00	00:01:00.0	39.6	39.6	0.0	39.6	297	9198.594324
298	2013/07/14	15:17:00	00:01:00.0	40.9	40.9	0.0	40.9	298	12376.15541
299	2013/07/14	15:18:00	00:01:00.0	41.3	41.3	0.0	41.3	299	13640.31411
300	2013/07/14	15:19:00	00:01:00.0	39.1	39.1	0.0	39.1	300	8113.451183
301	2013/07/14	15:20:00	00:01:00.0	39.4	39.4	0.0	39.4	301	8711.153842
302	2013/07/14	15:21:00	00:01:00.0	41.6	41.6	0.0	41.6	302	14326.08581
303	2013/07/14	15:22:00	00:01:00.0	43.7	43.7	0.0	43.7	303	23313.15296
304	2013/07/14	15:23:00	00:01:00.0	41.9	41.9	0.0	41.9	304	15593.63583
305	2013/07/14	15:24:00	00:01:00.0	43.5	43.5	0.0	43.5	305	22463.81613
306	2013/07/14	15:25:00	00:01:00.0	43.1	43.1	0.0	43.1	306	20638.14041
307	2013/07/14	15:26:00	00:01:00.0	44.1	44.1	0.0	44.1	307	25834.32466
308	2013/07/14	15:27:00	00:01:00.0	50.4	50.4	0.0	50.4	308	110847.9605
309	2013/07/14	15:28:00	00:01:00.0	43.6	43.6	0.0	43.6	309	22661.12406
310	2013/07/14	15:29:00	00:01:00.0	43.6	43.6	0.0	43.6	310	22948.0815
311	2013/07/14	15:30:00	00:01:00.0	42.9	42.9	0.0	42.9	311	19308.59085
312	2013/07/14	15:31:00	00:01:00.0	42.6	42.6	0.0	42.6	312	18224.05061
313	2013/07/14	15:32:00	00:01:00.0	40.8	40.8	0.0	40.8	313	12090.39715
314	2013/07/14	15:33:00	00:01:00.0	40.8	40.8	0.0	40.8	314	11933.43418
315	2013/07/14	15:34:00	00:01:00.0	39.5	39.5	0.0	39.5	315	8959.029592

Location 2 - TVA Site

Record #	Date	Time	Duration	LAeq	Base Leq	Penalty	Base+Penalty	count	10^{^(leq/10)}
316	2013/07/14	15:35:00	00:01:00.0	40.0	40.0	0.0	40.0	316	10108.73136
317	2013/07/14	15:36:00	00:01:00.0	41.2	41.2	0.0	41.2	317	13218.38619
318	2013/07/14	15:37:00	00:01:00.0	39.6	39.6	0.0	39.6	318	9193.02907
319	2013/07/14	15:38:00	00:01:00.0	42.4	42.4	0.0	42.4	319	17378.57918
320	2013/07/14	15:39:00	00:01:00.0	43.4	43.4	0.0	43.4	320	21905.14013
321	2013/07/14	15:40:00	00:01:00.0	45.0	45.0	0.0	45.0	321	31962.82499
322	2013/07/14	15:41:00	00:01:00.0	43.5	43.5	0.0	43.5	322	22520.06191
323	2013/07/14	15:42:00	00:01:00.0	42.5	42.5	0.0	42.5	323	17925.8976
324	2013/07/14	15:43:00	00:01:00.0	42.0	42.0	0.0	42.0	324	15688.05955
325	2013/07/14	15:44:00	00:01:00.0	41.6	41.6	0.0	41.6	325	14331.08235
326	2013/07/14	15:45:00	00:01:00.0	41.8	41.8	0.0	41.8	326	15112.30903
327	2013/07/14	15:46:00	00:01:00.0	42.4	42.4	0.0	42.4	327	17274.13225
328	2013/07/14	15:47:00	00:01:00.0	40.9	40.9	0.0	40.9	328	12288.34967
329	2013/07/14	15:48:00	00:01:00.0	42.7	42.7	0.0	42.7	329	18631.5745
330	2013/07/14	15:49:00	00:01:00.0	41.7	41.7	0.0	41.7	330	14706.85329
331	2013/07/14	15:50:00	00:01:00.0	41.2	41.2	0.0	41.2	331	13114.52172
332	2013/07/14	15:51:00	00:01:00.0	41.0	41.0	0.0	41.0	332	12467.15078
333	2013/07/14	15:52:00	00:01:00.0	41.3	41.3	0.0	41.3	333	13446.24667
334	2013/07/14	15:53:00	00:01:00.0	43.3	43.3	0.0	43.3	334	21217.49493
335	2013/07/14	15:54:00	00:01:00.0	46.1	46.1	0.0	46.1	335	40510.78401
336	2013/07/14	15:55:00	00:01:00.0	44.3	44.3	0.0	44.3	336	27009.29287
337	2013/07/14	15:56:00	00:01:00.0	42.9	42.9	0.0	42.9	337	19435.22074
338	2013/07/14	15:57:00	00:01:00.0	44.3	44.3	0.0	44.3	338	27020.54042
339	2013/07/14	15:58:00	00:01:00.0	43.8	43.8	0.0	43.8	339	23998.14586
340	2013/07/14	15:59:00	00:01:00.0	42.9	42.9	0.0	42.9	340	19704.90548
341	2013/07/14	16:00:00	00:01:00.0	43.8	43.8	0.0	43.8	341	24070.28157
342	2013/07/14	16:01:00	00:01:00.0	43.5	43.5	0.0	43.5	342	22185.70074
343	2013/07/14	16:02:00	00:01:00.0	43.0	43.0	0.0	43.0	343	19942.25062
344	2013/07/14	16:03:00	00:01:00.0	44.7	44.7	0.0	44.7	344	29572.19492
345	2013/07/14	16:04:00	00:01:00.0	44.4	44.4	0.0	44.4	345	27238.58097
346	2013/07/14	16:05:00	00:01:00.0	43.1	43.1	0.0	43.1	346	20471.19109
347	2013/07/14	16:06:00	00:01:00.0	47.6	47.6	0.0	47.6	347	57424.2063
348	2013/07/14	16:07:00	00:01:00.0	44.3	44.3	0.0	44.3	348	27170.74122
349	2013/07/14	16:08:00	00:01:00.0	43.7	43.7	0.0	43.7	349	23318.98978
350	2013/07/14	16:09:00	00:01:00.0	42.7	42.7	0.0	42.7	350	18628.7926
351	2013/07/14	16:10:00	00:01:00.0	46.0	46.0	0.0	46.0	351	39438.20404
352	2013/07/14	16:11:00	00:01:00.0	44.1	44.1	0.0	44.1	352	25701.96205
353	2013/07/14	16:12:00	00:01:00.0	43.6	43.6	0.0	43.6	353	22903.94025
354	2013/07/14	16:13:00	00:01:00.0	41.5	41.5	0.0	41.5	354	13977.12296
355	2013/07/14	16:14:00	00:01:00.0	41.5	41.5	0.0	41.5	355	14148.26054
356	2013/07/14	16:15:00	00:01:00.0	45.3	45.3	0.0	45.3	356	34013.05052
357	2013/07/14	16:16:00	00:01:00.0	41.6	41.6	0.0	41.6	357	14563.5845
358	2013/07/14	16:17:00	00:01:00.0	42.4	42.4	0.0	42.4	358	17503.15661
359	2013/07/14	16:18:00	00:01:00.0	40.9	40.9	0.0	40.9	359	12230.26629
360	2013/07/14	16:19:00	00:01:00.0	45.4	45.4	0.0	45.4	360	34393.9343

Location 2 - TVA Site

Record #	Date	Time	Duration	LAeq	Base Leq	Penalty	Base+Penalty	count	10^{^(leq/10)}
361	2013/07/14	16:20:00	00:01:00.0	45.7	45.7	0.0	45.7	361	36748.34697
362	2013/07/14	16:21:00	00:01:00.0	46.1	46.1	0.0	46.1	362	40633.98248
363	2013/07/14	16:22:00	00:01:00.0	42.7	42.7	0.0	42.7	363	18815.78751
364	2013/07/14	16:23:00	00:01:00.0	44.5	44.5	0.0	44.5	364	28074.42383
365	2013/07/14	16:24:00	00:01:00.0	42.9	42.9	0.0	42.9	365	19310.74489
366	2013/07/14	16:25:00	00:01:00.0	39.7	39.7	0.0	39.7	366	9287.747182
367	2013/07/14	16:26:00	00:01:00.0	38.6	38.6	0.0	38.6	367	7190.313365
368	2013/07/14	16:27:00	00:01:00.0	39.3	39.3	0.0	39.3	368	8420.324468
369	2013/07/14	16:28:00	00:01:00.0	37.1	37.1	0.0	37.1	369	5177.495385
370	2013/07/14	16:29:00	00:01:00.0	38.6	38.6	0.0	38.6	370	7321.89102
371	2013/07/14	16:30:00	00:01:00.0	40.0	40.0	0.0	40.0	371	10106.51181
372	2013/07/14	16:31:00	00:01:00.0	40.8	40.8	0.0	40.8	372	11943.87874
373	2013/07/14	16:32:00	00:01:00.0	40.2	40.2	0.0	40.2	373	10507.89333
374	2013/07/14	16:33:00	00:01:00.0	42.3	42.3	0.0	42.3	374	16853.06316
375	2013/07/14	16:34:00	00:01:00.0	40.4	40.4	0.0	40.4	375	10895.09606
376	2013/07/14	16:35:00	00:01:00.0	39.4	39.4	0.0	39.4	376	8614.579233
377	2013/07/14	16:36:00	00:01:00.0	36.1	36.1	0.0	36.1	377	4075.508549
378	2013/07/14	16:37:00	00:01:00.0	39.9	39.9	0.0	39.9	378	9785.087821
379	2013/07/14	16:38:00	00:01:00.0	36.5	36.5	0.0	36.5	379	4480.636596
380	2013/07/14	16:39:00	00:01:00.0	35.4	35.4	0.0	35.4	380	3454.923341
381	2013/07/14	16:40:00	00:01:00.0	35.8	35.8	0.0	35.8	381	3820.985992
382	2013/07/14	16:41:00	00:01:00.0	35.9	35.9	0.0	35.9	382	3886.958547
383	2013/07/14	16:42:00	00:01:00.0	38.1	38.1	0.0	38.1	383	6411.610967
384	2013/07/14	16:43:00	00:01:00.0	43.6	43.6	0.0	43.6	384	23044.39078
385	2013/07/14	16:44:00	00:01:00.0	52.3	52.3	0.0	52.3	385	168231.8727
386	2013/07/14	16:45:00	00:01:00.0	49.5	49.5	0.0	49.5	386	89789.53201
387	2013/07/14	16:46:00	00:01:00.0	52.8	52.8	0.0	52.8	387	188665.4464
388	2013/07/14	16:47:00	00:01:00.0	52.8	52.8	0.0	52.8	388	189279.9308
389	2013/07/14	16:48:00	00:01:00.0	51.3	51.3	0.0	51.3	389	134621.7697
390	2013/07/14	16:49:00	00:01:00.0	49.6	49.6	0.0	49.6	390	91152.35926
391	2013/07/14	16:50:00	00:01:00.0	50.1	50.1	0.0	50.1	391	101389.5676
392	2013/07/14	16:51:00	00:01:00.0	48.5	48.5	0.0	48.5	392	71613.07038
393	2013/07/14	16:52:00	00:01:00.0	52.1	52.1	0.0	52.1	393	162391.0664
394	2013/07/14	16:53:00	00:01:00.0	51.2	51.2	0.0	51.2	394	131193.1465
395	2013/07/14	16:54:00	00:01:00.0	46.8	46.8	0.0	46.8	395	47702.67235
396	2013/07/14	16:55:00	00:01:00.0	45.3	45.3	0.0	45.3	396	34025.00299
397	2013/07/14	16:56:00	00:01:00.0	47.0	47.0	0.0	47.0	397	49719.93278
398	2013/07/14	16:57:00	00:01:00.0	45.5	45.5	0.0	45.5	398	35141.71129
399	2013/07/14	16:58:00	00:01:00.0	47.3	47.3	0.0	47.3	399	53764.29149
400	2013/07/14	16:59:00	00:01:00.0	44.5	44.5	0.0	44.5	400	28255.83654
401	2013/07/14	17:00:00	00:01:00.0	44.7	44.7	0.0	44.7	401	29304.13211
402	2013/07/14	17:01:00	00:01:00.0	44.4	44.4	0.0	44.4	402	27808.08886
403	2013/07/14	17:02:00	00:01:00.0	44.5	44.5	0.0	44.5	403	27974.04174
404	2013/07/14	17:03:00	00:01:00.0	42.5	42.5	0.0	42.5	404	17850.16468
405	2013/07/14	17:04:00	00:01:00.0	41.6	41.6	0.0	41.6	405	14310.18903

Location 2 - TVA Site

Record #	Date	Time	Duration	LAeq	Base Leq	Penalty	Base+Penalty	count	10^{^(leq/10)}
406	2013/07/14	17:05:00	00:01:00.0	42.5	42.5	0.0	42.5	406	17693.2377
407	2013/07/14	17:06:00	00:01:00.0	41.8	41.8	0.0	41.8	407	15172.76061
408	2013/07/14	17:07:00	00:01:00.0	41.3	41.3	0.0	41.3	408	13627.51222
409	2013/07/14	17:08:00	00:01:00.0	40.6	40.6	0.0	40.6	409	11351.55184
410	2013/07/14	17:09:00	00:01:00.0	40.8	40.8	0.0	40.8	410	11885.03271
411	2013/07/14	17:10:00	00:01:00.0	40.6	40.6	0.0	40.6	411	11412.59724
412	2013/07/14	17:11:00	00:01:00.0	41.3	41.3	0.0	41.3	412	13452.22423
413	2013/07/14	17:12:00	00:01:00.0	41.8	41.8	0.0	41.8	413	15103.7231
414	2013/07/14	17:13:00	00:01:00.0	41.6	41.6	0.0	41.6	414	14511.61334
415	2013/07/14	17:14:00	00:01:00.0	41.2	41.2	0.0	41.2	415	13176.08698
416	2013/07/14	17:15:00	00:01:00.0	41.8	41.8	0.0	41.8	416	15213.85073
417	2013/07/14	17:16:00	00:01:00.0	43.8	43.8	0.0	43.8	417	24086.86302
418	2013/07/14	17:17:00	00:01:00.0	46.4	46.4	0.0	46.4	418	43365.01601
419	2013/07/14	17:18:00	00:01:00.0	47.1	47.1	0.0	47.1	419	51790.91887
420	2013/07/14	17:19:00	00:01:00.0	41.6	41.6	0.0	41.6	420	14494.83589
421	2013/07/14	17:20:00	00:01:00.0	41.6	41.6	0.0	41.6	421	14500.31159
422	2013/07/14	17:21:00	00:01:00.0	40.4	40.4	0.0	40.4	422	10994.6636
423	2013/07/14	17:22:00	00:01:00.0	41.1	41.1	0.0	41.1	423	13013.99938
424	2013/07/14	17:23:00	00:01:00.0	40.5	40.5	0.0	40.5	424	11311.3113
425	2013/07/14	17:24:00	00:01:00.0	40.5	40.5	0.0	40.5	425	11181.33285
426	2013/07/14	17:25:00	00:01:00.0	46.3	46.3	0.0	46.3	426	42306.99712
427	2013/07/14	17:26:00	00:01:00.0	42.2	42.2	0.0	42.2	427	16436.62637
428	2013/07/14	17:27:00	00:01:00.0	41.6	41.6	0.0	41.6	428	14508.4653
429	2013/07/14	17:28:00	00:01:00.0	40.4	40.4	0.0	40.4	429	11054.05191
430	2013/07/14	17:29:00	00:01:00.0	41.5	41.5	0.0	41.5	430	14030.96298
431	2013/07/14	17:30:00	00:01:00.0	41.4	41.4	0.0	41.4	431	13926.3394
432	2013/07/14	17:31:00	00:01:00.0	43.1	43.1	0.0	43.1	432	20228.3147
433	2013/07/14	17:32:00	00:01:00.0	43.0	43.0	0.0	43.0	433	19952.27264
434	2013/07/14	17:33:00	00:01:00.0	44.3	44.3	0.0	44.3	434	26839.63159
435	2013/07/14	17:34:00	00:01:00.0	40.9	40.9	0.0	40.9	435	12387.29212
436	2013/07/14	17:35:00	00:01:00.0	39.8	39.8	0.0	39.8	436	9549.211201
437	2013/07/14	17:36:00	00:01:00.0	39.5	39.5	0.0	39.5	437	8905.732522
438	2013/07/14	17:37:00	00:01:00.0	45.5	45.5	0.0	45.5	438	35637.19668
439	2013/07/14	17:38:00	00:01:00.0	39.7	39.7	0.0	39.7	439	9300.155693
440	2013/07/14	17:39:00	00:01:00.0	38.5	38.5	0.0	38.5	440	7147.36884
441	2013/07/14	17:40:00	00:01:00.0	39.9	39.9	0.0	39.9	441	9813.121469
442	2013/07/14	17:41:00	00:01:00.0	39.8	39.8	0.0	39.8	442	9465.402114
443	2013/07/14	17:42:00	00:01:00.0	41.8	41.8	0.0	41.8	443	15019.25292
444	2013/07/14	17:43:00	00:01:00.0	39.8	39.8	0.0	39.8	444	9553.355627
445	2013/07/14	17:44:00	00:01:00.0	38.7	38.7	0.0	38.7	445	7485.602489
446	2013/07/14	17:45:00	00:01:00.0	38.5	38.5	0.0	38.5	446	7051.084518
447	2013/07/14	17:46:00	00:01:00.0	41.5	41.5	0.0	41.5	447	14126.4301
448	2013/07/14	17:47:00	00:01:00.0	42.8	42.8	0.0	42.8	448	19216.70033
449	2013/07/14	17:48:00	00:01:00.0	44.2	44.2	0.0	44.2	449	26378.41076
450	2013/07/14	17:49:00	00:01:00.0	41.4	41.4	0.0	41.4	450	13661.24932

Location 2 - TVA Site

Record #	Date	Time	Duration	LAeq	Base Leq	Penalty	Base+Penalty	count	10^{^(leq/10)}
451	2013/07/14	17:50:00	00:01:00.0	40.3	40.3	0.0	40.3	451	10735.66268
452	2013/07/14	17:51:00	00:01:00.0	39.2	39.2	0.0	39.2	452	8306.651004
453	2013/07/14	17:52:00	00:01:00.0	42.5	42.5	0.0	42.5	453	17678.69716
454	2013/07/14	17:53:00	00:01:00.0	42.8	42.8	0.0	42.8	454	18869.19631
455	2013/07/14	17:54:00	00:01:00.0	38.0	38.0	0.0	38.0	455	6314.71308
456	2013/07/14	17:55:00	00:01:00.0	37.5	37.5	0.0	37.5	456	5600.221247
457	2013/07/14	17:56:00	00:01:00.0	37.9	37.9	0.0	37.9	457	6158.780205
458	2013/07/14	17:57:00	00:01:00.0	37.9	37.9	0.0	37.9	458	6155.037853
459	2013/07/14	17:58:00	00:01:00.0	37.9	37.9	0.0	37.9	459	6160.884924
460	2013/07/14	17:59:00	00:01:00.0	37.3	37.3	0.0	37.3	460	5381.881648
461	2013/07/14	18:00:00	00:01:00.0	38.9	38.9	0.0	38.9	461	7755.365666
462	2013/07/14	18:01:00	00:01:00.0	37.8	37.8	0.0	37.8	462	6078.685325
463	2013/07/14	18:02:00	00:01:00.0	38.9	38.9	0.0	38.9	463	7708.755174
464	2013/07/14	18:03:00	00:01:00.0	40.2	40.2	0.0	40.2	464	10543.18253
465	2013/07/14	18:04:00	00:01:00.0	38.3	38.3	0.0	38.3	465	6777.208905
466	2013/07/14	18:05:00	00:01:00.0	46.1	46.1	0.0	46.1	466	40821.32959
467	2013/07/14	18:06:00	00:01:00.0	41.4	41.4	0.0	41.4	467	13947.02756
468	2013/07/14	18:07:00	00:01:00.0	37.8	37.8	0.0	37.8	468	6029.401442
469	2013/07/14	18:08:00	00:01:00.0	36.9	36.9	0.0	36.9	469	4890.279989
470	2013/07/14	18:09:00	00:01:00.0	45.0	45.0	0.0	45.0	470	31287.88491
471	2013/07/14	18:10:00	00:01:00.0	45.2	45.2	0.0	45.2	471	33351.27856
472	2013/07/14	18:11:00	00:01:00.0	39.5	39.5	0.0	39.5	472	8994.045455
473	2013/07/14	18:12:00	00:01:00.0	47.2	47.2	0.0	47.2	473	52334.27831
474	2013/07/14	18:13:00	00:01:00.0	47.0	47.0	0.0	47.0	474	50174.26663
475	2013/07/14	18:14:00	00:01:00.0	46.8	46.8	0.0	46.8	475	48208.68721
476	2013/07/14	18:15:00	00:01:00.0	47.3	47.3	0.0	47.3	476	53645.88793
477	2013/07/14	18:16:00	00:01:00.0	46.2	46.2	0.0	46.2	477	42145.80307
478	2013/07/14	18:17:00	00:01:00.0	44.8	44.8	0.0	44.8	478	30258.29814
479	2013/07/14	18:18:00	00:01:00.0	48.1	48.1	0.0	48.1	479	65294.60806
480	2013/07/14	18:19:00	00:01:00.0	47.5	47.5	0.0	47.5	480	56256.51253
481	2013/07/14	18:20:00	00:01:00.0	45.1	45.1	0.0	45.1	481	32215.51163
482	2013/07/14	18:21:00	00:01:00.0	47.3	47.3	0.0	47.3	482	54012.84142
483	2013/07/14	18:22:00	00:01:00.0	37.7	37.7	0.0	37.7	483	5927.378017
484	2013/07/14	18:23:00	00:01:00.0	36.5	36.5	0.0	36.5	484	4517.118151
485	2013/07/14	18:24:00	00:01:00.0	39.0	39.0	0.0	39.0	485	7853.247521
486	2013/07/14	18:25:00	00:01:00.0	37.8	37.8	0.0	37.8	486	6041.207231
487	2013/07/14	18:26:00	00:01:00.0	38.7	38.7	0.0	38.7	487	7468.224969
488	2013/07/14	18:27:00	00:01:00.0	39.6	39.6	0.0	39.6	488	9128.712842
489	2013/07/14	18:28:00	00:01:00.0	35.1	35.1	0.0	35.1	489	3264.217344
490	2013/07/14	18:29:00	00:01:00.0	34.2	34.2	0.0	34.2	490	2618.445374
491	2013/07/14	18:30:00	00:01:00.0	34.2	34.2	0.0	34.2	491	2655.051983
492	2013/07/14	18:31:00	00:01:00.0	32.7	32.7	0.0	32.7	492	1855.059522
493	2013/07/14	18:32:00	00:01:00.0	41.3	41.3	0.0	41.3	493	13371.42205
494	2013/07/14	18:33:00	00:01:00.0	42.0	42.0	0.0	42.0	494	15720.04762
495	2013/07/14	18:34:00	00:01:00.0	44.1	44.1	0.0	44.1	495	25475.76105

Location 2 - TVA Site

Record #	Date	Time	Duration	LAeq	Base Leq	Penalty	Base+Penalty	count	10^{^(leq/10)}
496	2013/07/14	18:35:00	00:01:00.0	45.5	45.5	0.0	45.5	496	35733.95869
497	2013/07/14	18:36:00	00:01:00.0	53.8	53.8	0.0	53.8	497	238209.1643
498	2013/07/14	18:37:00	00:01:00.0	58.2	58.2	0.0	58.2	498	654157.9171
499	2013/07/14	18:38:00	00:01:00.0	59.0	59.0	0.0	59.0	499	796822.9735
500	2013/07/14	18:39:00	00:01:00.0	57.4	57.4	0.0	57.4	500	554095.2691
501	2013/07/14	18:40:00	00:01:00.0	55.8	55.8	0.0	55.8	501	377535.0881
502	2013/07/14	18:41:00	00:01:00.0	56.1	56.1	0.0	56.1	502	404146.099
503	2013/07/14	18:42:00	00:01:00.0	51.1	51.1	0.0	51.1	503	127515.8345
504	2013/07/14	18:43:00	00:01:00.0	47.3	47.3	0.0	47.3	504	53476.70903
505	2013/07/14	18:44:00	00:01:00.0	45.5	45.5	0.0	45.5	505	35175.58904
506	2013/07/14	18:45:00	00:01:00.0	44.9	44.9	0.0	44.9	506	30933.54459
507	2013/07/14	18:46:00	00:01:00.0	47.1	47.1	0.0	47.1	507	51513.34891
508	2013/07/14	18:47:00	00:01:00.0	46.0	46.0	0.0	46.0	508	39713.86768
509	2013/07/14	18:48:00	00:01:00.0	45.4	45.4	0.0	45.4	509	34480.8689
510	2013/07/14	18:49:00	00:01:00.0	47.1	47.1	0.0	47.1	510	50966.51372
511	2013/07/14	18:50:00	00:01:00.0	46.4	46.4	0.0	46.4	511	43488.18443
512	2013/07/14	18:51:00	00:01:00.0	46.7	46.7	0.0	46.7	512	46992.64355
513	2013/07/14	18:52:00	00:01:00.0	47.1	47.1	0.0	47.1	513	50821.89713
514	2013/07/14	18:53:00	00:01:00.0	45.3	45.3	0.0	45.3	514	33914.42398
515	2013/07/14	18:54:00	00:01:00.0	45.2	45.2	0.0	45.2	515	33316.93364
516	2013/07/14	18:55:00	00:01:00.0	45.8	45.8	0.0	45.8	516	37860.3067
517	2013/07/14	18:56:00	00:01:00.0	45.9	45.9	0.0	45.9	517	38747.58404
518	2013/07/14	18:57:00	00:01:00.0	45.9	45.9	0.0	45.9	518	38562.57272
519	2013/07/14	18:58:00	00:01:00.0	45.2	45.2	0.0	45.2	519	33424.71308
520	2013/07/14	18:59:00	00:01:00.0	46.5	46.5	0.0	46.5	520	44227.97154
521	2013/07/14	19:00:00	00:01:00.0	44.8	44.8	0.0	44.8	521	30355.1431
522	2013/07/14	19:01:00	00:01:00.0	43.7	43.7	0.0	43.7	522	23708.28039
523	2013/07/14	19:02:00	00:01:00.0	45.3	45.3	0.0	45.3	523	33586.63808
524	2013/07/14	19:03:00	00:01:00.0	47.0	47.0	0.0	47.0	524	50564.48593
525	2013/07/14	19:04:00	00:01:00.0	46.2	46.2	0.0	46.2	525	41297.20305
526	2013/07/14	19:05:00	00:01:00.0	45.4	45.4	0.0	45.4	526	34915.13804
527	2013/07/14	19:06:00	00:01:00.0	45.2	45.2	0.0	45.2	527	33167.17373
528	2013/07/14	19:07:00	00:01:00.0	44.3	44.3	0.0	44.3	528	27072.92446
529	2013/07/14	19:08:00	00:01:00.0	44.8	44.8	0.0	44.8	529	30492.60759
530	2013/07/14	19:09:00	00:01:00.0	45.1	45.1	0.0	45.1	530	32070.2519
531	2013/07/14	19:10:00	00:01:00.0	44.7	44.7	0.0	44.7	531	29373.89256
532	2013/07/14	19:11:00	00:01:00.0	44.4	44.4	0.0	44.4	532	27543.02249
533	2013/07/14	19:12:00	00:01:00.0	45.2	45.2	0.0	45.2	533	33121.00106
534	2013/07/14	19:13:00	00:01:00.0	45.1	45.1	0.0	45.1	534	32503.92493
535	2013/07/14	19:14:00	00:01:00.0	45.1	45.1	0.0	45.1	535	32134.76838
536	2013/07/14	19:15:00	00:01:00.0	45.8	45.8	0.0	45.8	536	38130.23264
537	2013/07/14	19:16:00	00:01:00.0	44.4	44.4	0.0	44.4	537	27554.92795
538	2013/07/14	19:17:00	00:01:00.0	44.5	44.5	0.0	44.5	538	27893.68583
539	2013/07/14	19:18:00	00:01:00.0	42.9	42.9	0.0	42.9	539	19642.36682
540	2013/07/14	19:19:00	00:01:00.0	42.4	42.4	0.0	42.4	540	17551.45194

Location 2 - TVA Site

Record #	Date	Time	Duration	LAeq	Base Leq	Penalty	Base+Penalty	count	10^{^(leq/10)}
541	2013/07/14	19:20:00	00:01:00.0	44.4	44.4	0.0	44.4	541	27715.93719
542	2013/07/14	19:21:00	00:01:00.0	45.3	45.3	0.0	45.3	542	33521.09106
543	2013/07/14	19:22:00	00:01:00.0	45.0	45.0	0.0	45.0	543	31329.52069
544	2013/07/14	19:23:00	00:01:00.0	43.2	43.2	0.0	43.2	544	21097.49813
545	2013/07/14	19:24:00	00:01:00.0	44.0	44.0	0.0	44.0	545	25102.45438
546	2013/07/14	19:25:00	00:01:00.0	49.7	49.7	0.0	49.7	546	92693.36428
547	2013/07/14	19:26:00	00:01:00.0	43.7	43.7	0.0	43.7	547	23206.85166
548	2013/07/14	19:27:00	00:01:00.0	46.0	46.0	0.0	46.0	548	40062.86507
549	2013/07/14	19:28:00	00:01:00.0	44.7	44.7	0.0	44.7	549	29564.1437
550	2013/07/14	19:29:00	00:01:00.0	45.4	45.4	0.0	45.4	550	35008.18672
551	2013/07/14	19:30:00	00:01:00.0	46.2	46.2	0.0	46.2	551	42022.26544
552	2013/07/14	19:31:00	00:01:00.0	46.0	46.0	0.0	46.0	552	39449.22148
553	2013/07/14	19:32:00	00:01:00.0	45.4	45.4	0.0	45.4	553	34991.64712
554	2013/07/14	19:33:00	00:01:00.0	46.5	46.5	0.0	46.5	554	44934.73332
555	2013/07/14	19:34:00	00:01:00.0	46.9	46.9	0.0	46.9	555	48535.4217
556	2013/07/14	19:35:00	00:01:00.0	46.2	46.2	0.0	46.2	556	41865.75988
557	2013/07/14	19:36:00	00:01:00.0	45.0	45.0	0.0	45.0	557	31442.30262
558	2013/07/14	19:37:00	00:01:00.0	43.6	43.6	0.0	43.6	558	22671.05872
559	2013/07/14	19:38:00	00:01:00.0	44.3	44.3	0.0	44.3	559	26754.21401
560	2013/07/14	19:39:00	00:01:00.0	44.7	44.7	0.0	44.7	560	29438.00061
561	2013/07/14	19:40:00	00:01:00.0	44.9	44.9	0.0	44.9	561	30643.50404
562	2013/07/14	19:41:00	00:01:00.0	44.5	44.5	0.0	44.5	562	28103.04358
563	2013/07/14	19:42:00	00:01:00.0	44.7	44.7	0.0	44.7	563	29278.32649
564	2013/07/14	19:43:00	00:01:00.0	45.1	45.1	0.0	45.1	564	32542.66228
565	2013/07/14	19:44:00	00:01:00.0	46.7	46.7	0.0	46.7	565	47197.61564
566	2013/07/14	19:45:00	00:01:00.0	47.4	47.4	0.0	47.4	566	55388.94338
567	2013/07/14	19:46:00	00:01:00.0	44.7	44.7	0.0	44.7	567	29404.81848
568	2013/07/14	19:47:00	00:01:00.0	43.8	43.8	0.0	43.8	568	23837.13766
569	2013/07/14	19:48:00	00:01:00.0	45.8	45.8	0.0	45.8	569	37981.5828
570	2013/07/14	19:49:00	00:01:00.0	47.2	47.2	0.0	47.2	570	52376.49457
571	2013/07/14	19:50:00	00:01:00.0	47.3	47.3	0.0	47.3	571	53456.46787
572	2013/07/14	19:51:00	00:01:00.0	45.8	45.8	0.0	45.8	572	38106.25968
573	2013/07/14	19:52:00	00:01:00.0	44.5	44.5	0.0	44.5	573	28078.22167
574	2013/07/14	19:53:00	00:01:00.0	47.4	47.4	0.0	47.4	574	54629.58511
575	2013/07/14	19:54:00	00:01:00.0	48.5	48.5	0.0	48.5	575	71428.18732
576	2013/07/14	19:55:00	00:01:00.0	47.6	47.6	0.0	47.6	576	57276.75951
577	2013/07/14	19:56:00	00:01:00.0	44.6	44.6	0.0	44.6	577	28612.63443
578	2013/07/14	19:57:00	00:01:00.0	46.2	46.2	0.0	46.2	578	41648.99173
579	2013/07/14	19:58:00	00:01:00.0	44.9	44.9	0.0	44.9	579	31099.51392
580	2013/07/14	19:59:00	00:01:00.0	44.7	44.7	0.0	44.7	580	29631.08737
581	2013/07/14	20:00:00	00:01:00.0	44.4	44.4	0.0	44.4	581	27610.87014
582	2013/07/14	20:01:00	00:01:00.0	45.1	45.1	0.0	45.1	582	32515.77549
583	2013/07/14	20:02:00	00:01:00.0	45.5	45.5	0.0	45.5	583	35554.62254
584	2013/07/14	20:03:00	00:01:00.0	43.0	43.0	0.0	43.0	584	19749.78457
585	2013/07/14	20:04:00	00:01:00.0	44.5	44.5	0.0	44.5	585	28178.13607

Location 2 - TVA Site

Record #	Date	Time	Duration	LAeq	Base Leq	Penalty	Base+Penalty	count	10^{^(leq/10)}
586	2013/07/14	20:05:00	00:01:00.0	44.3	44.3	0.0	44.3	586	26831.26376
587	2013/07/14	20:06:00	00:01:00.0	45.5	45.5	0.0	45.5	587	35464.01507
588	2013/07/14	20:07:00	00:01:00.0	45.7	45.7	0.0	45.7	588	36996.69405
589	2013/07/14	20:08:00	00:01:00.0	43.0	43.0	0.0	43.0	589	19860.73774
590	2013/07/14	20:09:00	00:01:00.0	43.5	43.5	0.0	43.5	590	22521.1301
591	2013/07/14	20:10:00	00:01:00.0	43.6	43.6	0.0	43.6	591	22789.91425
592	2013/07/14	20:11:00	00:01:00.0	42.3	42.3	0.0	42.3	592	16801.03648
593	2013/07/14	20:12:00	00:01:00.0	41.8	41.8	0.0	41.8	593	15175.70622
594	2013/07/14	20:13:00	00:01:00.0	40.4	40.4	0.0	40.4	594	10855.97777
595	2013/07/14	20:14:00	00:01:00.0	39.6	39.6	0.0	39.6	595	9035.227707
596	2013/07/14	20:15:00	00:01:00.0	36.5	36.5	0.0	36.5	596	4431.437691
597	2013/07/14	20:16:00	00:01:00.0	37.7	37.7	0.0	37.7	597	5893.399824
598	2013/07/14	20:17:00	00:01:00.0	37.1	37.1	0.0	37.1	598	5092.771526
599	2013/07/14	20:18:00	00:01:00.0	40.4	40.4	0.0	40.4	599	10905.10119
600	2013/07/14	20:19:00	00:01:00.0	40.9	40.9	0.0	40.9	600	12179.49475
601	2013/07/14	20:20:00	00:01:00.0	40.1	40.1	0.0	40.1	601	10305.45676
602	2013/07/14	20:21:00	00:01:00.0	46.2	46.2	0.0	46.2	602	41265.94663
603	2013/07/14	20:22:00	00:01:00.0	47.3	47.3	0.0	47.3	603	53951.15324
604	2013/07/14	20:23:00	00:01:00.0	46.9	46.9	0.0	46.9	604	49040.14638
605	2013/07/14	20:24:00	00:01:00.0	36.7	36.7	0.0	36.7	605	4657.280553
606	2013/07/14	20:25:00	00:01:00.0	39.6	39.6	0.0	39.6	606	9178.610634
607	2013/07/14	20:26:00	00:01:00.0	38.0	38.0	0.0	38.0	607	6262.893908
608	2013/07/14	20:27:00	00:01:00.0	38.0	38.0	0.0	38.0	608	6363.114509
609	2013/07/14	20:28:00	00:01:00.0	36.0	36.0	0.0	36.0	609	3972.981256
610	2013/07/14	20:29:00	00:01:00.0	36.9	36.9	0.0	36.9	610	4912.632939
611	2013/07/14	20:30:00	00:01:00.0	40.7	40.7	0.0	40.7	611	11783.96249
612	2013/07/14	20:31:00	00:01:00.0	41.4	41.4	0.0	41.4	612	13677.55448
613	2013/07/14	20:32:00	00:01:00.0	37.2	37.2	0.0	37.2	613	5191.535064
614	2013/07/14	20:33:00	00:01:00.0	40.4	40.4	0.0	40.4	614	11033.264
615	2013/07/14	20:34:00	00:01:00.0	41.9	41.9	0.0	41.9	615	15527.31976
616	2013/07/14	20:35:00	00:01:00.0	42.5	42.5	0.0	42.5	616	17683.8378
617	2013/07/14	20:36:00	00:01:00.0	37.9	37.9	0.0	37.9	617	6151.811091
618	2013/07/14	20:37:00	00:01:00.0	41.8	41.8	0.0	41.8	618	15291.75733
619	2013/07/14	20:38:00	00:01:00.0	39.4	39.4	0.0	39.4	619	8736.1798
620	2013/07/14	20:39:00	00:01:00.0	39.1	39.1	0.0	39.1	620	8099.658727
621	2013/07/14	20:40:00	00:01:00.0	40.4	40.4	0.0	40.4	621	11078.38154
622	2013/07/14	20:41:00	00:01:00.0	39.6	39.6	0.0	39.6	622	9042.786168
623	2013/07/14	20:42:00	00:01:00.0	37.6	37.6	0.0	37.6	623	5769.317237
624	2013/07/14	20:43:00	00:01:00.0	40.9	40.9	0.0	40.9	624	12333.17099
625	2013/07/14	20:44:00	00:01:00.0	39.4	39.4	0.0	39.4	625	8612.702882
626	2013/07/14	20:45:00	00:01:00.0	40.0	40.0	0.0	40.0	626	10064.73342
627	2013/07/14	20:46:00	00:01:00.0	40.7	40.7	0.0	40.7	627	11668.60371
628	2013/07/14	20:47:00	00:01:00.0	42.9	42.9	0.0	42.9	628	19517.35285
629	2013/07/14	20:48:00	00:01:00.0	47.9	47.9	0.0	47.9	629	61782.15278
630	2013/07/14	20:49:00	00:01:00.0	39.4	39.4	0.0	39.4	630	8611.121919

Location 2 - TVA Site

Record #	Date	Time	Duration	LAeq	Base Leq	Penalty	Base+Penalty	count	10^{^(leq/10)}
631	2013/07/14	20:50:00	00:01:00.0	39.3	39.3	0.0	39.3	631	8452.113727
632	2013/07/14	20:51:00	00:01:00.0	38.6	38.6	0.0	38.6	632	7215.614381
633	2013/07/14	20:52:00	00:01:00.0	44.0	44.0	0.0	44.0	633	25137.05128
634	2013/07/14	20:53:00	00:01:00.0	42.8	42.8	0.0	42.8	634	19000.55342
635	2013/07/14	20:54:00	00:01:00.0	43.9	43.9	0.0	43.9	635	24439.65623
636	2013/07/14	20:55:00	00:01:00.0	43.7	43.7	0.0	43.7	636	23317.4946
637	2013/07/14	20:56:00	00:01:00.0	43.5	43.5	0.0	43.5	637	22163.41861
638	2013/07/14	20:57:00	00:01:00.0	41.9	41.9	0.0	41.9	638	15351.25462
639	2013/07/14	20:58:00	00:01:00.0	45.0	45.0	0.0	45.0	639	31899.32618
640	2013/07/14	20:59:00	00:01:00.0	43.8	43.8	0.0	43.8	640	24114.53122
641	2013/07/14	21:00:00	00:01:00.0	44.5	44.5	0.0	44.5	641	28045.71005
642	2013/07/14	21:01:00	00:01:00.0	45.3	45.3	0.0	45.3	642	33987.1878
643	2013/07/14	21:02:00	00:01:00.0	46.0	46.0	0.0	46.0	643	39734.73339
644	2013/07/14	21:03:00	00:01:00.0	45.5	45.5	0.0	45.5	644	35692.14362
645	2013/07/14	21:04:00	00:01:00.0	45.9	45.9	0.0	45.9	645	38689.56453
646	2013/07/14	21:05:00	00:01:00.0	46.7	46.7	0.0	46.7	646	46593.67328
647	2013/07/14	21:06:00	00:01:00.0	47.2	47.2	0.0	47.2	647	52964.73655
648	2013/07/14	21:07:00	00:01:00.0	44.4	44.4	0.0	44.4	648	27464.36304
649	2013/07/14	21:08:00	00:01:00.0	47.3	47.3	0.0	47.3	649	53794.47658
650	2013/07/14	21:09:00	00:01:00.0	49.0	49.0	0.0	49.0	650	79730.74534
651	2013/07/14	21:10:00	00:01:00.0	50.9	50.9	0.0	50.9	651	123072.315
652	2013/07/14	21:11:00	00:01:00.0	48.4	48.4	0.0	48.4	652	69013.90711
653	2013/07/14	21:12:00	00:01:00.0	46.9	46.9	0.0	46.9	653	48431.72399
654	2013/07/14	21:13:00	00:01:00.0	45.8	45.8	0.0	45.8	654	37618.48542
655	2013/07/14	21:14:00	00:01:00.0	44.3	44.3	0.0	44.3	655	27070.99835
656	2013/07/14	21:15:00	00:01:00.0	44.9	44.9	0.0	44.9	656	30833.01262
657	2013/07/14	21:16:00	00:01:00.0	46.0	46.0	0.0	46.0	657	39833.55797
658	2013/07/14	21:17:00	00:01:00.0	47.5	47.5	0.0	47.5	658	55997.63794
659	2013/07/14	21:18:00	00:01:00.0	46.1	46.1	0.0	46.1	659	40599.16248
660	2013/07/14	21:19:00	00:01:00.0	45.7	45.7	0.0	45.7	660	36914.99031
661	2013/07/14	21:20:00	00:01:00.0	46.4	46.4	0.0	46.4	661	44051.83507
662	2013/07/14	21:21:00	00:01:00.0	45.1	45.1	0.0	45.1	662	32487.91212
663	2013/07/14	21:22:00	00:01:00.0	45.2	45.2	0.0	45.2	663	33426.91509
664	2013/07/14	21:23:00	00:01:00.0	47.2	47.2	0.0	47.2	664	52206.18272
665	2013/07/14	21:24:00	00:01:00.0	47.0	47.0	0.0	47.0	665	50005.58109
666	2013/07/14	21:25:00	00:01:00.0	49.1	49.1	0.0	49.1	666	82165.16446
667	2013/07/14	21:26:00	00:01:00.0	50.0	50.0	0.0	50.0	667	98988.26789
668	2013/07/14	21:27:00	00:01:00.0	50.5	50.5	0.0	50.5	668	111069.9803
669	2013/07/14	21:28:00	00:01:00.0	51.7	51.7	0.0	51.7	669	148404.9944
670	2013/07/14	21:29:00	00:01:00.0	51.3	51.3	0.0	51.3	670	134013.1122
671	2013/07/14	21:30:00	00:01:00.0	52.1	52.1	0.0	52.1	671	161866.0075
672	2013/07/14	21:31:00	00:01:00.0	51.2	51.2	0.0	51.2	672	132263.1861
673	2013/07/14	21:32:00	00:01:00.0	52.4	52.4	0.0	52.4	673	173212.6314
674	2013/07/14	21:33:00	00:01:00.0	52.3	52.3	0.0	52.3	674	170450.6506
675	2013/07/14	21:34:00	00:01:00.0	52.7	52.7	0.0	52.7	675	186989.0838

Location 2 - TVA Site

Record #	Date	Time	Duration	LAeq	Base Leq	Penalty	Base+Penalty	count	10^{^(leq/10)}
676	2013/07/14	21:35:00	00:01:00.0	53.6	53.6	0.0	53.6	676	226555.3151
677	2013/07/14	21:36:00	00:01:00.0	53.5	53.5	0.0	53.5	677	222869.5261
678	2013/07/14	21:37:00	00:01:00.0	53.6	53.6	0.0	53.6	678	227694.6514
679	2013/07/14	21:38:00	00:01:00.0	53.6	53.6	0.0	53.6	679	228145.2953
680	2013/07/14	21:39:00	00:01:00.0	53.7	53.7	0.0	53.7	680	232571.9381
681	2013/07/14	21:40:00	00:01:00.0	54.4	54.4	0.0	54.4	681	274681.5074
682	2013/07/14	21:41:00	00:01:00.0	53.5	53.5	0.0	53.5	682	221493.2855
683	2013/07/14	21:42:00	00:01:00.0	53.7	53.7	0.0	53.7	683	235602.2387
684	2013/07/14	21:43:00	00:01:00.0	54.0	54.0	0.0	54.0	684	251163.9332
685	2013/07/14	21:44:00	00:01:00.0	53.6	53.6	0.0	53.6	685	229970.745
686	2013/07/14	21:45:00	00:01:00.0	54.4	54.4	0.0	54.4	686	278173.2331
687	2013/07/14	21:46:00	00:01:00.0	53.7	53.7	0.0	53.7	687	236261.8667
688	2013/07/14	21:47:00	00:01:00.0	53.8	53.8	0.0	53.8	688	242602.1033
689	2013/07/14	21:48:00	00:01:00.0	53.4	53.4	0.0	53.4	689	220102.3423
690	2013/07/14	21:49:00	00:01:00.0	53.5	53.5	0.0	53.5	690	226082.3917
691	2013/07/14	21:50:00	00:01:00.0	53.6	53.6	0.0	53.6	691	227840.2975
692	2013/07/14	21:51:00	00:01:00.0	54.3	54.3	0.0	54.3	692	271453.3596
693	2013/07/14	21:52:00	00:01:00.0	54.2	54.2	0.0	54.2	693	265200.3337
694	2013/07/14	21:53:00	00:01:00.0	54.1	54.1	0.0	54.1	694	254490.5685
695	2013/07/14	21:54:00	00:01:00.0	53.6	53.6	0.0	53.6	695	228204.0186
696	2013/07/14	21:55:00	00:01:00.0	54.2	54.2	0.0	54.2	696	260438.9115
697	2013/07/14	21:56:00	00:01:00.0	54.5	54.5	0.0	54.5	697	280203.9731
698	2013/07/14	21:57:00	00:01:00.0	54.4	54.4	0.0	54.4	698	274212.8767
699	2013/07/14	21:58:00	00:01:00.0	54.3	54.3	0.0	54.3	699	271107.8481
700	2013/07/14	21:59:00	00:01:00.0	54.4	54.4	0.0	54.4	700	278213.063
701	2013/07/14	22:00:00	00:01:00.0	54.3	54.3	10.0	64.3	701	2665045.172
702	2013/07/14	22:01:00	00:01:00.0	54.7	54.7	10.0	64.7	702	2978036.233
703	2013/07/14	22:02:00	00:01:00.0	53.8	53.8	10.0	63.8	703	2408047.443
704	2013/07/14	22:03:00	00:01:00.0	54.0	54.0	10.0	64.0	704	2526621.614
705	2013/07/14	22:04:00	00:01:00.0	54.6	54.6	10.0	64.6	705	2858502.727
706	2013/07/14	22:05:00	00:01:00.0	54.8	54.8	10.0	64.8	706	3007615.226
707	2013/07/14	22:06:00	00:01:00.0	54.7	54.7	10.0	64.7	707	2920176.409
708	2013/07/14	22:07:00	00:01:00.0	54.6	54.6	10.0	64.6	708	2874778.784
709	2013/07/14	22:08:00	00:01:00.0	54.0	54.0	10.0	64.0	709	2530190.547
710	2013/07/14	22:09:00	00:01:00.0	53.7	53.7	10.0	63.7	710	2352595.801
711	2013/07/14	22:10:00	00:01:00.0	54.5	54.5	10.0	64.5	711	2787722.61
712	2013/07/14	22:11:00	00:01:00.0	54.6	54.6	10.0	64.6	712	2857255.125
713	2013/07/14	22:12:00	00:01:00.0	54.1	54.1	10.0	64.1	713	2593739.257
714	2013/07/14	22:13:00	00:01:00.0	54.0	54.0	10.0	64.0	714	2540740.152
715	2013/07/14	22:14:00	00:01:00.0	54.2	54.2	10.0	64.2	715	2657282.416
716	2013/07/14	22:15:00	00:01:00.0	54.7	54.7	10.0	64.7	716	2983851.612
717	2013/07/14	22:16:00	00:01:00.0	55.2	55.2	10.0	65.2	717	3340405.063
718	2013/07/14	22:17:00	00:01:00.0	55.3	55.3	10.0	65.3	718	3403567.411
719	2013/07/14	22:18:00	00:01:00.0	55.1	55.1	10.0	65.1	719	3220187.535
720	2013/07/14	22:19:00	00:01:00.0	54.9	54.9	10.0	64.9	720	3088738.838

Location 2 - TVA Site

Record #	Date	Time	Duration	LAeq	Base Leq	Penalty	Base+Penalty	count	10^{^(leq/10)}
721	2013/07/14	22:20:00	00:01:00.0	54.8	54.8	10.0	64.8	721	3037776.17
722	2013/07/14	22:21:00	00:01:00.0	54.4	54.4	10.0	64.4	722	2732660.109
723	2013/07/14	22:22:00	00:01:00.0	55.0	55.0	10.0	65.0	723	3152041.997
724	2013/07/14	22:23:00	00:01:00.0	54.9	54.9	10.0	64.9	724	3093786.508
725	2013/07/14	22:24:00	00:01:00.0	54.6	54.6	10.0	64.6	725	2851541.201
726	2013/07/14	22:25:00	00:01:00.0	54.7	54.7	10.0	64.7	726	2951352.322
727	2013/07/14	22:26:00	00:01:00.0	54.8	54.8	10.0	64.8	727	3038229.811
728	2013/07/14	22:27:00	00:01:00.0	54.1	54.1	10.0	64.1	728	2543844.111
729	2013/07/14	22:28:00	00:01:00.0	53.5	53.5	10.0	63.5	729	2260569.745
730	2013/07/14	22:29:00	00:01:00.0	54.2	54.2	10.0	64.2	730	2602827.147
731	2013/07/14	22:30:00	00:01:00.0	54.5	54.5	10.0	64.5	731	2799294.357
732	2013/07/14	22:31:00	00:01:00.0	54.9	54.9	10.0	64.9	732	3109233.043
733	2013/07/14	22:32:00	00:01:00.0	55.0	55.0	10.0	65.0	733	3185774.464
734	2013/07/14	22:33:00	00:01:00.0	55.6	55.6	10.0	65.6	734	3654738.37
735	2013/07/14	22:34:00	00:01:00.0	55.2	55.2	10.0	65.2	735	3282999.588
736	2013/07/14	22:35:00	00:01:00.0	54.0	54.0	10.0	64.0	736	2517271.293
737	2013/07/14	22:36:00	00:01:00.0	54.1	54.1	10.0	64.1	737	2588786.512
738	2013/07/14	22:37:00	00:01:00.0	54.6	54.6	10.0	64.6	738	2861107.626
739	2013/07/14	22:38:00	00:01:00.0	54.4	54.4	10.0	64.4	739	2740026.87
740	2013/07/14	22:39:00	00:01:00.0	53.4	53.4	10.0	63.4	740	2203197.531
741	2013/07/14	22:40:00	00:01:00.0	53.4	53.4	10.0	63.4	741	2210767.521
742	2013/07/14	22:41:00	00:01:00.0	53.7	53.7	10.0	63.7	742	2350038.937
743	2013/07/14	22:42:00	00:01:00.0	54.6	54.6	10.0	64.6	743	2903000.679
744	2013/07/14	22:43:00	00:01:00.0	54.9	54.9	10.0	64.9	744	3092618.213
745	2013/07/14	22:44:00	00:01:00.0	54.5	54.5	10.0	64.5	745	2834420.592
746	2013/07/14	22:45:00	00:01:00.0	54.1	54.1	10.0	64.1	746	2572190.417
747	2013/07/14	22:46:00	00:01:00.0	54.0	54.0	10.0	64.0	747	2504380.61
748	2013/07/14	22:47:00	00:01:00.0	53.7	53.7	10.0	63.7	748	2321665.849
749	2013/07/14	22:48:00	00:01:00.0	53.3	53.3	10.0	63.3	749	2142012.451
750	2013/07/14	22:49:00	00:01:00.0	53.8	53.8	10.0	63.8	750	2413349.603
751	2013/07/14	22:50:00	00:01:00.0	53.8	53.8	10.0	63.8	751	2394439.104
752	2013/07/14	22:51:00	00:01:00.0	53.8	53.8	10.0	63.8	752	2399093.787
753	2013/07/14	22:52:00	00:01:00.0	54.2	54.2	10.0	64.2	753	2610696.814
754	2013/07/14	22:53:00	00:01:00.0	53.8	53.8	10.0	63.8	754	2402761.153
755	2013/07/14	22:54:00	00:01:00.0	53.8	53.8	10.0	63.8	755	2396065.426
756	2013/07/14	22:55:00	00:01:00.0	54.2	54.2	10.0	64.2	756	2656922.993
757	2013/07/14	22:56:00	00:01:00.0	53.5	53.5	10.0	63.5	757	2245558.962
758	2013/07/14	22:57:00	00:01:00.0	53.4	53.4	10.0	63.4	758	2167793.901
759	2013/07/14	22:58:00	00:01:00.0	53.2	53.2	10.0	63.2	759	2080776.715
760	2013/07/14	22:59:00	00:01:00.0	53.5	53.5	10.0	63.5	760	2227902.57
761	2013/07/14	23:00:00	00:01:00.0	53.1	53.1	10.0	63.1	761	2058910.852
762	2013/07/14	23:01:00	00:01:00.0	53.4	53.4	10.0	63.4	762	2179013.333
763	2013/07/14	23:02:00	00:01:00.0	53.4	53.4	10.0	63.4	763	2181110.141
764	2013/07/14	23:03:00	00:01:00.0	53.6	53.6	10.0	63.6	764	2266044.731
765	2013/07/14	23:04:00	00:01:00.0	54.0	54.0	10.0	64.0	765	2510373.327

Location 2 - TVA Site

Record #	Date	Time	Duration	LAeq	Base Leq	Penalty	Base+Penalty	count	10^{^(leq/10)}
766	2013/07/14	23:05:00	00:01:00.0	54.0	54.0	10.0	64.0	766	2539927.942
767	2013/07/14	23:06:00	00:01:00.0	54.3	54.3	10.0	64.3	767	2671983.211
768	2013/07/14	23:07:00	00:01:00.0	53.5	53.5	10.0	63.5	768	2253581.299
769	2013/07/14	23:08:00	00:01:00.0	53.5	53.5	10.0	63.5	769	2236692.715
770	2013/07/14	23:09:00	00:01:00.0	53.3	53.3	10.0	63.3	770	2116928.064
771	2013/07/14	23:10:00	00:01:00.0	53.5	53.5	10.0	63.5	771	2257357.329
772	2013/07/14	23:11:00	00:01:00.0	53.4	53.4	10.0	63.4	772	2202003.827
773	2013/07/14	23:12:00	00:01:00.0	53.1	53.1	10.0	63.1	773	2027401.191
774	2013/07/14	23:13:00	00:01:00.0	53.2	53.2	10.0	63.2	774	2109638.628
775	2013/07/14	23:14:00	00:01:00.0	53.5	53.5	10.0	63.5	775	2231602.251
776	2013/07/14	23:15:00	00:01:00.0	53.7	53.7	10.0	63.7	776	2351164.193
777	2013/07/14	23:16:00	00:01:00.0	53.4	53.4	10.0	63.4	777	2172187.338
778	2013/07/14	23:17:00	00:01:00.0	53.1	53.1	10.0	63.1	778	2058400.925
779	2013/07/14	23:18:00	00:01:00.0	53.1	53.1	10.0	63.1	779	2026258.239
780	2013/07/14	23:19:00	00:01:00.0	53.1	53.1	10.0	63.1	780	2050641.057
781	2013/07/14	23:20:00	00:01:00.0	52.8	52.8	10.0	62.8	781	1891594.327
782	2013/07/14	23:21:00	00:01:00.0	52.5	52.5	10.0	62.5	782	1795798.414
783	2013/07/14	23:22:00	00:01:00.0	52.4	52.4	10.0	62.4	783	1750580.117
784	2013/07/14	23:23:00	00:01:00.0	52.8	52.8	10.0	62.8	784	1925179.065
785	2013/07/14	23:24:00	00:01:00.0	52.3	52.3	10.0	62.3	785	1710905.464
786	2013/07/14	23:25:00	00:01:00.0	52.2	52.2	10.0	62.2	786	1669429.681
787	2013/07/14	23:26:00	00:01:00.0	51.8	51.8	10.0	61.8	787	1498413.627
788	2013/07/14	23:27:00	00:01:00.0	51.9	51.9	10.0	61.9	788	1552329.687
789	2013/07/14	23:28:00	00:01:00.0	52.2	52.2	10.0	62.2	789	1645118.57
790	2013/07/14	23:29:00	00:01:00.0	51.5	51.5	10.0	61.5	790	1415381.666
791	2013/07/14	23:30:00	00:01:00.0	51.3	51.3	10.0	61.3	791	1353005.59
792	2013/07/14	23:31:00	00:01:00.0	51.6	51.6	10.0	61.6	792	1455720.261
793	2013/07/14	23:32:00	00:01:00.0	51.5	51.5	10.0	61.5	793	1412185.222
794	2013/07/14	23:33:00	00:01:00.0	52.1	52.1	10.0	62.1	794	1635811.63
795	2013/07/14	23:34:00	00:01:00.0	51.8	51.8	10.0	61.8	795	1507820.646
796	2013/07/14	23:35:00	00:01:00.0	51.5	51.5	10.0	61.5	796	1423520.743
797	2013/07/14	23:36:00	00:01:00.0	51.6	51.6	10.0	61.6	797	1460548.784
798	2013/07/14	23:37:00	00:01:00.0	51.2	51.2	10.0	61.2	798	1308780.103
799	2013/07/14	23:38:00	00:01:00.0	50.9	50.9	10.0	60.9	799	1221412
800	2013/07/14	23:39:00	00:01:00.0	50.8	50.8	10.0	60.8	800	1209579.321
801	2013/07/14	23:40:00	00:01:00.0	50.5	50.5	10.0	60.5	801	1120363.962
802	2013/07/14	23:41:00	00:01:00.0	50.6	50.6	10.0	60.6	802	1149982.074
803	2013/07/14	23:42:00	00:01:00.0	50.7	50.7	10.0	60.7	803	1164559.622
804	2013/07/14	23:43:00	00:01:00.0	50.9	50.9	10.0	60.9	804	1235252.314
805	2013/07/14	23:44:00	00:01:00.0	50.8	50.8	10.0	60.8	805	1214648.256
806	2013/07/14	23:45:00	00:01:00.0	50.8	50.8	10.0	60.8	806	1197424.707
807	2013/07/14	23:46:00	00:01:00.0	50.9	50.9	10.0	60.9	807	1219488.828
808	2013/07/14	23:47:00	00:01:00.0	50.4	50.4	10.0	60.4	808	1084847.59
809	2013/07/14	23:48:00	00:01:00.0	50.9	50.9	10.0	60.9	809	1227132.905
810	2013/07/14	23:49:00	00:01:00.0	51.1	51.1	10.0	61.1	810	1302990.971

Location 2 - TVA Site

Record #	Date	Time	Duration	LAeq	Base Leq	Penalty	Base+Penalty	count	10^{^(leq/10)}
811	2013/07/14	23:50:00	00:01:00.0	51.3	51.3	10.0	61.3	811	1353402.586
812	2013/07/14	23:51:00	00:01:00.0	51.1	51.1	10.0	61.1	812	1286715.624
813	2013/07/14	23:52:00	00:01:00.0	51.5	51.5	10.0	61.5	813	1426315.566
814	2013/07/14	23:53:00	00:01:00.0	51.4	51.4	10.0	61.4	814	1391807.273
815	2013/07/14	23:54:00	00:01:00.0	52.0	52.0	10.0	62.0	815	1569604.012
816	2013/07/14	23:55:00	00:01:00.0	52.2	52.2	10.0	62.2	816	1666758.625
817	2013/07/14	23:56:00	00:01:00.0	51.6	51.6	10.0	61.6	817	1461866.914
818	2013/07/14	23:57:00	00:01:00.0	51.2	51.2	10.0	61.2	818	1327224.102
819	2013/07/14	23:58:00	00:01:00.0	51.7	51.7	10.0	61.7	819	1472572.568
820	2013/07/14	23:59:00	00:01:00.0	51.1	51.1	10.0	61.1	820	1297735.736
821	2013/07/15	00:00:00	00:01:00.0	51.4	51.4	10.0	61.4	821	1396014.186
822	2013/07/15	00:01:00	00:01:00.0	51.0	51.0	10.0	61.0	822	1265952.392
823	2013/07/15	00:02:00	00:01:00.0	51.4	51.4	10.0	61.4	823	1375323.444
824	2013/07/15	00:03:00	00:01:00.0	51.8	51.8	10.0	61.8	824	1529183.792
825	2013/07/15	00:04:00	00:01:00.0	51.4	51.4	10.0	61.4	825	1383533.518
826	2013/07/15	00:05:00	00:01:00.0	51.2	51.2	10.0	61.2	826	1331038.205
827	2013/07/15	00:06:00	00:01:00.0	50.8	50.8	10.0	60.8	827	1210800.697
828	2013/07/15	00:07:00	00:01:00.0	50.8	50.8	10.0	60.8	828	1205612.263
829	2013/07/15	00:08:00	00:01:00.0	50.8	50.8	10.0	60.8	829	1189909.248
830	2013/07/15	00:09:00	00:01:00.0	50.5	50.5	10.0	60.5	830	1133706.352
831	2013/07/15	00:10:00	00:01:00.0	48.7	48.7	10.0	58.7	831	735360.1505
832	2013/07/15	00:11:00	00:01:00.0	49.8	49.8	10.0	59.8	832	952316.1028
833	2013/07/15	00:12:00	00:01:00.0	49.8	49.8	10.0	59.8	833	958844.5398
834	2013/07/15	00:13:00	00:01:00.0	50.7	50.7	10.0	60.7	834	1174675.904
835	2013/07/15	00:14:00	00:01:00.0	50.5	50.5	10.0	60.5	835	1124116.665
836	2013/07/15	00:15:00	00:01:00.0	50.8	50.8	10.0	60.8	836	1213250.347
837	2013/07/15	00:16:00	00:01:00.0	50.7	50.7	10.0	60.7	837	1164980.114
838	2013/07/15	00:17:00	00:01:00.0	50.1	50.1	10.0	60.1	838	1023347.463
839	2013/07/15	00:18:00	00:01:00.0	49.9	49.9	10.0	59.9	839	986922.1887
840	2013/07/15	00:19:00	00:01:00.0	49.9	49.9	10.0	59.9	840	983758.8251
841	2013/07/15	00:20:00	00:01:00.0	50.2	50.2	10.0	60.2	841	1041880.883
842	2013/07/15	00:21:00	00:01:00.0	50.3	50.3	10.0	60.3	842	1067237.765
843	2013/07/15	00:22:00	00:01:00.0	49.9	49.9	10.0	59.9	843	974642.7211
844	2013/07/15	00:23:00	00:01:00.0	49.8	49.8	10.0	59.8	844	947488.4926
845	2013/07/15	00:24:00	00:01:00.0	50.0	50.0	10.0	60.0	845	997526.9479
846	2013/07/15	00:25:00	00:01:00.0	50.2	50.2	10.0	60.2	846	1040115.22
847	2013/07/15	00:26:00	00:01:00.0	50.0	50.0	10.0	60.0	847	1010216.291
848	2013/07/15	00:27:00	00:01:00.0	49.9	49.9	10.0	59.9	848	980068.2776
849	2013/07/15	00:28:00	00:01:00.0	49.9	49.9	10.0	59.9	849	967505.1937
850	2013/07/15	00:29:00	00:01:00.0	49.9	49.9	10.0	59.9	850	985176.9716
851	2013/07/15	00:30:00	00:01:00.0	49.6	49.6	10.0	59.6	851	915021.1274
852	2013/07/15	00:31:00	00:01:00.0	49.7	49.7	10.0	59.7	852	937064.1712
853	2013/07/15	00:32:00	00:01:00.0	49.7	49.7	10.0	59.7	853	937721.2239
854	2013/07/15	00:33:00	00:01:00.0	48.9	48.9	10.0	58.9	854	773010.6922
855	2013/07/15	00:34:00	00:01:00.0	48.9	48.9	10.0	58.9	855	767727.3023

Location 2 - TVA Site

Record #	Date	Time	Duration	LAeq	Base Leq	Penalty	Base+Penalty	count	10^{^(leq/10)}
856	2013/07/15	00:35:00	00:01:00.0	48.6	48.6	10.0	58.6	856	717026.3663
857	2013/07/15	00:36:00	00:01:00.0	49.2	49.2	10.0	59.2	857	838582.5817
858	2013/07/15	00:37:00	00:01:00.0	49.5	49.5	10.0	59.5	858	894712.3373
859	2013/07/15	00:38:00	00:01:00.0	49.1	49.1	10.0	59.1	859	817136.7996
860	2013/07/15	00:39:00	00:01:00.0	49.2	49.2	10.0	59.2	860	824991.276
861	2013/07/15	00:40:00	00:01:00.0	49.3	49.3	10.0	59.3	861	843130.7483
862	2013/07/15	00:41:00	00:01:00.0	49.0	49.0	10.0	59.0	862	793932.7309
863	2013/07/15	00:42:00	00:01:00.0	49.2	49.2	10.0	59.2	863	823568.5773
864	2013/07/15	00:43:00	00:01:00.0	49.0	49.0	10.0	59.0	864	800338.6183
865	2013/07/15	00:44:00	00:01:00.0	48.5	48.5	10.0	58.5	865	704829.8023
866	2013/07/15	00:45:00	00:01:00.0	49.1	49.1	10.0	59.1	866	820667.8199
867	2013/07/15	00:46:00	00:01:00.0	49.1	49.1	10.0	59.1	867	810577.2362
868	2013/07/15	00:47:00	00:01:00.0	49.2	49.2	10.0	59.2	868	826066.6244
869	2013/07/15	00:48:00	00:01:00.0	49.0	49.0	10.0	59.0	869	787324.9644
870	2013/07/15	00:49:00	00:01:00.0	49.4	49.4	10.0	59.4	870	876097.7531
871	2013/07/15	00:50:00	00:01:00.0	49.6	49.6	10.0	59.6	871	911080.1394
872	2013/07/15	00:51:00	00:01:00.0	49.3	49.3	10.0	59.3	872	845430.4106
873	2013/07/15	00:52:00	00:01:00.0	49.4	49.4	10.0	59.4	873	880459.5255
874	2013/07/15	00:53:00	00:01:00.0	49.5	49.5	10.0	59.5	874	881168.214
875	2013/07/15	00:54:00	00:01:00.0	48.9	48.9	10.0	58.9	875	776903.5867
876	2013/07/15	00:55:00	00:01:00.0	49.4	49.4	10.0	59.4	876	861772.001
877	2013/07/15	00:56:00	00:01:00.0	49.4	49.4	10.0	59.4	877	879060.8449
878	2013/07/15	00:57:00	00:01:00.0	49.5	49.5	10.0	59.5	878	897400.9532
879	2013/07/15	00:58:00	00:01:00.0	49.4	49.4	10.0	59.4	879	874082.3543
880	2013/07/15	00:59:00	00:01:00.0	49.3	49.3	10.0	59.3	880	858900.3798
881	2013/07/15	01:00:00	00:01:00.0	49.4	49.4	10.0	59.4	881	863983.619
882	2013/07/15	01:01:00	00:01:00.0	49.3	49.3	10.0	59.3	882	852973.0064
883	2013/07/15	01:02:00	00:01:00.0	49.3	49.3	10.0	59.3	883	856434.6787
884	2013/07/15	01:03:00	00:01:00.0	49.0	49.0	10.0	59.0	884	800399.7809
885	2013/07/15	01:04:00	00:01:00.0	45.5	45.5	10.0	55.5	885	353129.1577
886	2013/07/15	01:05:00	00:01:00.0	46.9	46.9	10.0	56.9	886	488050.9005
887	2013/07/15	01:06:00	00:01:00.0	45.2	45.2	10.0	55.2	887	328880.3787
888	2013/07/15	01:07:00	00:01:00.0	44.2	44.2	10.0	54.2	888	263711.3641
889	2013/07/15	01:08:00	00:01:00.0	44.7	44.7	10.0	54.7	889	294632.2233
890	2013/07/15	01:09:00	00:01:00.0	44.4	44.4	10.0	54.4	890	274664.8602
891	2013/07/15	01:10:00	00:01:00.0	44.5	44.5	10.0	54.5	891	280531.7527
892	2013/07/15	01:11:00	00:01:00.0	44.3	44.3	10.0	54.3	892	266464.491
893	2013/07/15	01:12:00	00:01:00.0	44.5	44.5	10.0	54.5	893	281840.2736
894	2013/07/15	01:13:00	00:01:00.0	45.2	45.2	10.0	55.2	894	328550.9346
895	2013/07/15	01:14:00	00:01:00.0	44.7	44.7	10.0	54.7	895	297912.9841
896	2013/07/15	01:15:00	00:01:00.0	45.2	45.2	10.0	55.2	896	334443.6013
897	2013/07/15	01:16:00	00:01:00.0	45.0	45.0	10.0	55.0	897	312755.2035
898	2013/07/15	01:17:00	00:01:00.0	46.2	46.2	10.0	56.2	898	417228.4521
899	2013/07/15	01:18:00	00:01:00.0	45.5	45.5	10.0	55.5	899	354485.6783
900	2013/07/15	01:19:00	00:01:00.0	45.3	45.3	10.0	55.3	900	336752.5892

Location 2 - TVA Site

Record #	Date	Time	Duration	LAeq	Base Leq	Penalty	Base+Penalty	count	10^{^(leq/10)}
901	2013/07/15	01:20:00	00:01:00.0	41.8	41.8	10.0	51.8	901	150230.6601
902	2013/07/15	01:21:00	00:01:00.0	42.1	42.1	10.0	52.1	902	163628.5857
903	2013/07/15	01:22:00	00:01:00.0	43.2	43.2	10.0	53.2	903	210860.8591
904	2013/07/15	01:23:00	00:01:00.0	44.5	44.5	10.0	54.5	904	279851.994
905	2013/07/15	01:24:00	00:01:00.0	42.9	42.9	10.0	52.9	905	194793.145
906	2013/07/15	01:25:00	00:01:00.0	43.2	43.2	10.0	53.2	906	207024.1287
907	2013/07/15	01:26:00	00:01:00.0	42.5	42.5	10.0	52.5	907	179269.9982
908	2013/07/15	01:27:00	00:01:00.0	41.5	41.5	10.0	51.5	908	140084.6449
909	2013/07/15	01:28:00	00:01:00.0	43.4	43.4	10.0	53.4	909	218015.6274
910	2013/07/15	01:29:00	00:01:00.0	43.1	43.1	10.0	53.1	910	203992.4911
911	2013/07/15	01:30:00	00:01:00.0	42.4	42.4	10.0	52.4	911	173234.5415
912	2013/07/15	01:31:00	00:01:00.0	43.5	43.5	10.0	53.5	912	225360.5052
913	2013/07/15	01:32:00	00:01:00.0	44.3	44.3	10.0	54.3	913	266941.4503
914	2013/07/15	01:33:00	00:01:00.0	44.0	44.0	10.0	54.0	914	248574.1326
915	2013/07/15	01:34:00	00:01:00.0	45.1	45.1	10.0	55.1	915	320715.7589
916	2013/07/15	01:35:00	00:01:00.0	44.6	44.6	10.0	54.6	916	288618.7079
917	2013/07/15	01:36:00	00:01:00.0	43.5	43.5	10.0	53.5	917	224424.1769
918	2013/07/15	01:37:00	00:01:00.0	42.1	42.1	10.0	52.1	918	163743.8945
919	2013/07/15	01:38:00	00:01:00.0	41.4	41.4	10.0	51.4	919	137816.8897
920	2013/07/15	01:39:00	00:01:00.0	44.1	44.1	10.0	54.1	920	254696.081
921	2013/07/15	01:40:00	00:01:00.0	43.1	43.1	10.0	53.1	921	202466.5946
922	2013/07/15	01:41:00	00:01:00.0	40.9	40.9	10.0	50.9	922	122190.0243
923	2013/07/15	01:42:00	00:01:00.0	42.1	42.1	10.0	52.1	923	161398.6347
924	2013/07/15	01:43:00	00:01:00.0	41.9	41.9	10.0	51.9	924	156575.118
925	2013/07/15	01:44:00	00:01:00.0	42.2	42.2	10.0	52.2	925	167514.0678
926	2013/07/15	01:45:00	00:01:00.0	41.4	41.4	10.0	51.4	926	136939.0316
927	2013/07/15	01:46:00	00:01:00.0	43.0	43.0	10.0	53.0	927	199869.3292
928	2013/07/15	01:47:00	00:01:00.0	43.1	43.1	10.0	53.1	928	205725.6759
929	2013/07/15	01:48:00	00:01:00.0	42.7	42.7	10.0	52.7	929	185320.1283
930	2013/07/15	01:49:00	00:01:00.0	41.7	41.7	10.0	51.7	930	149284.6125
931	2013/07/15	01:50:00	00:01:00.0	42.5	42.5	10.0	52.5	931	176419.6418
932	2013/07/15	01:51:00	00:01:00.0	43.1	43.1	10.0	53.1	932	205057.9817
933	2013/07/15	01:52:00	00:01:00.0	42.5	42.5	10.0	52.5	933	178824.4551
934	2013/07/15	01:53:00	00:01:00.0	41.1	41.1	10.0	51.1	934	127527.3716
935	2013/07/15	01:54:00	00:01:00.0	41.5	41.5	10.0	51.5	935	141142.2573
936	2013/07/15	01:55:00	00:01:00.0	42.6	42.6	10.0	52.6	936	181852.7398
937	2013/07/15	01:56:00	00:01:00.0	42.7	42.7	10.0	52.7	937	185415.0527
938	2013/07/15	01:57:00	00:01:00.0	42.4	42.4	10.0	52.4	938	172160.5674
939	2013/07/15	01:58:00	00:01:00.0	44.1	44.1	10.0	54.1	939	259359.5731
940	2013/07/15	01:59:00	00:01:00.0	40.7	40.7	10.0	50.7	940	116558.0934
941	2013/07/15	02:00:00	00:01:00.0	41.5	41.5	10.0	51.5	941	142794.141
942	2013/07/15	02:01:00	00:01:00.0	41.9	41.9	10.0	51.9	942	153846.6389
943	2013/07/15	02:02:00	00:01:00.0	40.6	40.6	10.0	50.6	943	114900.5716
944	2013/07/15	02:03:00	00:01:00.0	40.5	40.5	10.0	50.5	944	111727.6214
945	2013/07/15	02:04:00	00:01:00.0	42.2	42.2	10.0	52.2	945	167289.5375

Location 2 - TVA Site

Record #	Date	Time	Duration	LAeq	Base Leq	Penalty	Base+Penalty	count	10^{^(leq/10)}
946	2013/07/15	02:05:00	00:01:00.0	42.0	42.0	10.0	52.0	946	158596.6878
947	2013/07/15	02:06:00	00:01:00.0	41.3	41.3	10.0	51.3	947	133810.7994
948	2013/07/15	02:07:00	00:01:00.0	42.7	42.7	10.0	52.7	948	185552.3966
949	2013/07/15	02:08:00	00:01:00.0	42.5	42.5	10.0	52.5	949	176348.9937
950	2013/07/15	02:09:00	00:01:00.0	41.5	41.5	10.0	51.5	950	140643.6463
951	2013/07/15	02:10:00	00:01:00.0	42.0	42.0	10.0	52.0	951	158905.4114
952	2013/07/15	02:11:00	00:01:00.0	42.3	42.3	10.0	52.3	952	169563.194
953	2013/07/15	02:12:00	00:01:00.0	43.0	43.0	10.0	53.0	953	200295.5123
954	2013/07/15	02:13:00	00:01:00.0	42.8	42.8	10.0	52.8	954	191101.676
955	2013/07/15	02:14:00	00:01:00.0	42.8	42.8	10.0	52.8	955	190924.5008
956	2013/07/15	02:15:00	00:01:00.0	41.6	41.6	10.0	51.6	956	143828.744
957	2013/07/15	02:16:00	00:01:00.0	41.5	41.5	10.0	51.5	957	140518.6827
958	2013/07/15	02:17:00	00:01:00.0	41.0	41.0	10.0	51.0	958	124575.5069
959	2013/07/15	02:18:00	00:01:00.0	40.3	40.3	10.0	50.3	959	106922.3203
960	2013/07/15	02:19:00	00:01:00.0	40.0	40.0	10.0	50.0	960	100207.1574
961	2013/07/15	02:20:00	00:01:00.0	40.2	40.2	10.0	50.2	961	104200.169
962	2013/07/15	02:21:00	00:01:00.0	39.7	39.7	10.0	49.7	962	92456.57584
963	2013/07/15	02:22:00	00:01:00.0	40.5	40.5	10.0	50.5	963	111733.6079
964	2013/07/15	02:23:00	00:01:00.0	41.1	41.1	10.0	51.1	964	128773.0951
965	2013/07/15	02:24:00	00:01:00.0	39.7	39.7	10.0	49.7	965	92867.11168
966	2013/07/15	02:25:00	00:01:00.0	39.8	39.8	10.0	49.8	966	95898.09886
967	2013/07/15	02:26:00	00:01:00.0	38.7	38.7	10.0	48.7	967	74741.44289
968	2013/07/15	02:27:00	00:01:00.0	38.8	38.8	10.0	48.8	968	75719.94352
969	2013/07/15	02:28:00	00:01:00.0	39.7	39.7	10.0	49.7	969	93177.51889
970	2013/07/15	02:29:00	00:01:00.0	42.5	42.5	10.0	52.5	970	177583.035
971	2013/07/15	02:30:00	00:01:00.0	43.9	43.9	10.0	53.9	971	243160.4106
972	2013/07/15	02:31:00	00:01:00.0	42.3	42.3	10.0	52.3	972	169682.5359
973	2013/07/15	02:32:00	00:01:00.0	41.3	41.3	10.0	51.3	973	135744.453
974	2013/07/15	02:33:00	00:01:00.0	41.8	41.8	10.0	51.8	974	151971.8243
975	2013/07/15	02:34:00	00:01:00.0	42.3	42.3	10.0	52.3	975	171060.493
976	2013/07/15	02:35:00	00:01:00.0	42.5	42.5	10.0	52.5	976	178900.8091
977	2013/07/15	02:36:00	00:01:00.0	42.7	42.7	10.0	52.7	977	186320.4911
978	2013/07/15	02:37:00	00:01:00.0	41.6	41.6	10.0	51.6	978	144658.3648
979	2013/07/15	02:38:00	00:01:00.0	38.7	38.7	10.0	48.7	979	74821.05351
980	2013/07/15	02:39:00	00:01:00.0	37.5	37.5	10.0	47.5	980	56618.09411
981	2013/07/15	02:40:00	00:01:00.0	40.1	40.1	10.0	50.1	981	102491.36
982	2013/07/15	02:41:00	00:01:00.0	39.2	39.2	10.0	49.2	982	83323.29755
983	2013/07/15	02:42:00	00:01:00.0	38.4	38.4	10.0	48.4	983	69141.62921
984	2013/07/15	02:43:00	00:01:00.0	40.2	40.2	10.0	50.2	984	105444.5134
985	2013/07/15	02:44:00	00:01:00.0	38.9	38.9	10.0	48.9	985	77288.71265
986	2013/07/15	02:45:00	00:01:00.0	37.6	37.6	10.0	47.6	986	57056.97546
987	2013/07/15	02:46:00	00:01:00.0	39.0	39.0	10.0	49.0	987	79854.94011
988	2013/07/15	02:47:00	00:01:00.0	39.1	39.1	10.0	49.1	988	81391.40341
989	2013/07/15	02:48:00	00:01:00.0	40.7	40.7	10.0	50.7	989	116521.7539
990	2013/07/15	02:49:00	00:01:00.0	40.8	40.8	10.0	50.8	990	119964.3908

Location 2 - TVA Site

Record #	Date	Time	Duration	LAeq	Base Leq	Penalty	Base+Penalty	count	10^{^(leq/10)}
991	2013/07/15	02:50:00	00:01:00.0	40.5	40.5	10.0	50.5	991	112647.2071
992	2013/07/15	02:51:00	00:01:00.0	40.5	40.5	10.0	50.5	992	112338.2289
993	2013/07/15	02:52:00	00:01:00.0	42.4	42.4	10.0	52.4	993	173770.6803
994	2013/07/15	02:53:00	00:01:00.0	42.2	42.2	10.0	52.2	994	165836.0248
995	2013/07/15	02:54:00	00:01:00.0	43.7	43.7	10.0	53.7	995	235706.1481
996	2013/07/15	02:55:00	00:01:00.0	41.3	41.3	10.0	51.3	996	133601.9854
997	2013/07/15	02:56:00	00:01:00.0	42.3	42.3	10.0	52.3	997	170052.8653
998	2013/07/15	02:57:00	00:01:00.0	41.6	41.6	10.0	51.6	998	145375.3739
999	2013/07/15	02:58:00	00:01:00.0	40.8	40.8	10.0	50.8	999	118861.0802
1000	2013/07/15	02:59:00	00:01:00.0	40.8	40.8	10.0	50.8	1000	119091.5132
1001	2013/07/15	03:00:00	00:01:00.0	40.4	40.4	10.0	50.4	1001	108841.9185
1002	2013/07/15	03:01:00	00:01:00.0	40.8	40.8	10.0	50.8	1002	121170.6097
1003	2013/07/15	03:02:00	00:01:00.0	41.0	41.0	10.0	51.0	1003	125789.523
1004	2013/07/15	03:03:00	00:01:00.0	38.9	38.9	10.0	48.9	1004	78009.14866
1005	2013/07/15	03:04:00	00:01:00.0	38.8	38.8	10.0	48.8	1005	75629.41126
1006	2013/07/15	03:05:00	00:01:00.0	38.9	38.9	10.0	48.9	1006	78472.07171
1007	2013/07/15	03:06:00	00:01:00.0	37.6	37.6	10.0	47.6	1007	57607.9987
1008	2013/07/15	03:07:00	00:01:00.0	37.4	37.4	10.0	47.4	1008	54826.6293
1009	2013/07/15	03:08:00	00:01:00.0	38.2	38.2	10.0	48.2	1009	65504.39605
1010	2013/07/15	03:09:00	00:01:00.0	38.9	38.9	10.0	48.9	1010	76906.50201
1011	2013/07/15	03:10:00	00:01:00.0	39.3	39.3	10.0	49.3	1011	85498.404
1012	2013/07/15	03:11:00	00:01:00.0	39.3	39.3	10.0	49.3	1012	85063.56423
1013	2013/07/15	03:12:00	00:01:00.0	39.4	39.4	10.0	49.4	1013	88057.47646
1014	2013/07/15	03:13:00	00:01:00.0	38.8	38.8	10.0	48.8	1014	75543.49923
1015	2013/07/15	03:14:00	00:01:00.0	37.8	37.8	10.0	47.8	1015	59660.7286
1016	2013/07/15	03:15:00	00:01:00.0	39.3	39.3	10.0	49.3	1016	85285.16409
1017	2013/07/15	03:16:00	00:01:00.0	40.5	40.5	10.0	50.5	1017	112361.1236
1018	2013/07/15	03:17:00	00:01:00.0	39.9	39.9	10.0	49.9	1018	98808.88305
1019	2013/07/15	03:18:00	00:01:00.0	38.8	38.8	10.0	48.8	1019	76179.71976
1020	2013/07/15	03:19:00	00:01:00.0	38.6	38.6	10.0	48.6	1020	72768.75783
1021	2013/07/15	03:20:00	00:01:00.0	38.6	38.6	10.0	48.6	1021	72109.00483
1022	2013/07/15	03:21:00	00:01:00.0	39.6	39.6	10.0	49.6	1022	91294.74618
1023	2013/07/15	03:22:00	00:01:00.0	38.0	38.0	10.0	48.0	1023	62726.16418
1024	2013/07/15	03:23:00	00:01:00.0	39.3	39.3	10.0	49.3	1024	85756.90905
1025	2013/07/15	03:24:00	00:01:00.0	41.9	41.9	10.0	51.9	1025	153862.3152
1026	2013/07/15	03:25:00	00:01:00.0	40.2	40.2	10.0	50.2	1026	103539.5328
1027	2013/07/15	03:26:00	00:01:00.0	41.7	41.7	10.0	51.7	1027	147681.604
1028	2013/07/15	03:27:00	00:01:00.0	41.6	41.6	10.0	51.6	1028	142932.678
1029	2013/07/15	03:28:00	00:01:00.0	42.0	42.0	10.0	52.0	1029	157725.2243
1030	2013/07/15	03:29:00	00:01:00.0	41.7	41.7	10.0	51.7	1030	148453.2332
1031	2013/07/15	03:30:00	00:01:00.0	39.7	39.7	10.0	49.7	1031	94102.5803
1032	2013/07/15	03:31:00	00:01:00.0	37.8	37.8	10.0	47.8	1032	59861.98417
1033	2013/07/15	03:32:00	00:01:00.0	37.2	37.2	10.0	47.2	1033	52226.22571
1034	2013/07/15	03:33:00	00:01:00.0	37.1	37.1	10.0	47.1	1034	50780.66627
1035	2013/07/15	03:34:00	00:01:00.0	39.5	39.5	10.0	49.5	1035	88498.05916

Location 2 - TVA Site

Record #	Date	Time	Duration	LAeq	Base Leq	Penalty	Base+Penalty	count	10^{^(leq/10)}
1036	2013/07/15	03:35:00	00:01:00.0	40.4	40.4	10.0	50.4	1036	109146.8407
1037	2013/07/15	03:36:00	00:01:00.0	38.7	38.7	10.0	48.7	1037	73875.1901
1038	2013/07/15	03:37:00	00:01:00.0	39.3	39.3	10.0	49.3	1038	85442.92389
1039	2013/07/15	03:38:00	00:01:00.0	38.1	38.1	10.0	48.1	1039	64214.34615
1040	2013/07/15	03:39:00	00:01:00.0	38.5	38.5	10.0	48.5	1040	71185.67019
1041	2013/07/15	03:40:00	00:01:00.0	39.8	39.8	10.0	49.8	1041	94936.03874
1042	2013/07/15	03:41:00	00:01:00.0	38.4	38.4	10.0	48.4	1042	69929.40054
1043	2013/07/15	03:42:00	00:01:00.0	38.7	38.7	10.0	48.7	1043	73391.66556
1044	2013/07/15	03:43:00	00:01:00.0	39.0	39.0	10.0	49.0	1044	79765.69937
1045	2013/07/15	03:44:00	00:01:00.0	41.7	41.7	10.0	51.7	1045	146587.866
1046	2013/07/15	03:45:00	00:01:00.0	41.7	41.7	10.0	51.7	1046	148074.3944
1047	2013/07/15	03:46:00	00:01:00.0	42.5	42.5	10.0	52.5	1047	176956.6228
1048	2013/07/15	03:47:00	00:01:00.0	43.6	43.6	10.0	53.6	1048	226976.1896
1049	2013/07/15	03:48:00	00:01:00.0	44.1	44.1	10.0	54.1	1049	255958.7244
1050	2013/07/15	03:49:00	00:01:00.0	41.2	41.2	10.0	51.2	1050	132655.8603
1051	2013/07/15	03:50:00	00:01:00.0	37.7	37.7	10.0	47.7	1051	58904.34398
1052	2013/07/15	03:51:00	00:01:00.0	38.1	38.1	10.0	48.1	1052	64915.52242
1053	2013/07/15	03:52:00	00:01:00.0	40.4	40.4	10.0	50.4	1053	109209.5583
1054	2013/07/15	03:53:00	00:01:00.0	39.7	39.7	10.0	49.7	1054	92647.61823
1055	2013/07/15	03:54:00	00:01:00.0	38.7	38.7	10.0	48.7	1055	73438.54643
1056	2013/07/15	03:55:00	00:01:00.0	38.5	38.5	10.0	48.5	1056	70769.14992
1057	2013/07/15	03:56:00	00:01:00.0	37.6	37.6	10.0	47.6	1057	58159.74552
1058	2013/07/15	03:57:00	00:01:00.0	37.8	37.8	10.0	47.8	1058	60436.32739
1059	2013/07/15	03:58:00	00:01:00.0	36.9	36.9	10.0	46.9	1059	48985.34227
1060	2013/07/15	03:59:00	00:01:00.0	36.6	36.6	10.0	46.6	1060	46166.9768
1061	2013/07/15	04:00:00	00:01:00.0	37.3	37.3	10.0	47.3	1061	53107.65992
1062	2013/07/15	04:01:00	00:01:00.0	36.5	36.5	10.0	46.5	1062	44630.94452
1063	2013/07/15	04:02:00	00:01:00.0	36.3	36.3	10.0	46.3	1063	42268.96131
1064	2013/07/15	04:03:00	00:01:00.0	37.2	37.2	10.0	47.2	1064	52812.31613
1065	2013/07/15	04:04:00	00:01:00.0	38.5	38.5	10.0	48.5	1065	70805.95895
1066	2013/07/15	04:05:00	00:01:00.0	38.7	38.7	10.0	48.7	1066	74650.83468
1067	2013/07/15	04:06:00	00:01:00.0	38.1	38.1	10.0	48.1	1067	64018.2484
1068	2013/07/15	04:07:00	00:01:00.0	38.1	38.1	10.0	48.1	1068	65165.11976
1069	2013/07/15	04:08:00	00:01:00.0	38.2	38.2	10.0	48.2	1069	65823.00203
1070	2013/07/15	04:09:00	00:01:00.0	38.8	38.8	10.0	48.8	1070	76192.83598
1071	2013/07/15	04:10:00	00:01:00.0	38.7	38.7	10.0	48.7	1071	73415.07001
1072	2013/07/15	04:11:00	00:01:00.0	38.2	38.2	10.0	48.2	1072	66503.6465
1073	2013/07/15	04:12:00	00:01:00.0	36.9	36.9	10.0	46.9	1073	49258.67862
1074	2013/07/15	04:13:00	00:01:00.0	38.0	38.0	10.0	48.0	1074	62910.62268
1075	2013/07/15	04:14:00	00:01:00.0	37.1	37.1	10.0	47.1	1075	51237.89665
1076	2013/07/15	04:15:00	00:01:00.0	37.4	37.4	10.0	47.4	1076	55388.74877
1077	2013/07/15	04:16:00	00:01:00.0	37.5	37.5	10.0	47.5	1077	55666.12275
1078	2013/07/15	04:17:00	00:01:00.0	36.9	36.9	10.0	46.9	1078	49134.09717
1079	2013/07/15	04:18:00	00:01:00.0	38.1	38.1	10.0	48.1	1079	65044.28622
1080	2013/07/15	04:19:00	00:01:00.0	37.6	37.6	10.0	47.6	1080	57985.14222

Location 2 - TVA Site

Record #	Date	Time	Duration	LAeq	Base Leq	Penalty	Base+Penalty	count	10^{^(leq/10)}
1081	2013/07/15	04:20:00	00:01:00.0	36.6	36.6	10.0	46.6	1081	45815.24141
1082	2013/07/15	04:21:00	00:01:00.0	39.0	39.0	10.0	49.0	1082	78600.105
1083	2013/07/15	04:22:00	00:01:00.0	38.2	38.2	10.0	48.2	1083	66029.61568
1084	2013/07/15	04:23:00	00:01:00.0	39.9	39.9	10.0	49.9	1084	97743.93027
1085	2013/07/15	04:24:00	00:01:00.0	40.2	40.2	10.0	50.2	1085	104834.9969
1086	2013/07/15	04:25:00	00:01:00.0	39.0	39.0	10.0	49.0	1086	80062.47867
1087	2013/07/15	04:26:00	00:01:00.0	39.0	39.0	10.0	49.0	1087	80040.1187
1088	2013/07/15	04:27:00	00:01:00.0	38.5	38.5	10.0	48.5	1088	70818.14994
1089	2013/07/15	04:28:00	00:01:00.0	39.1	39.1	10.0	49.1	1089	80369.68004
1090	2013/07/15	04:29:00	00:01:00.0	39.0	39.0	10.0	49.0	1090	79528.46746
1091	2013/07/15	04:30:00	00:01:00.0	38.5	38.5	10.0	48.5	1091	70895.76119
1092	2013/07/15	04:31:00	00:01:00.0	39.0	39.0	10.0	49.0	1092	80029.29253
1093	2013/07/15	04:32:00	00:01:00.0	38.4	38.4	10.0	48.4	1093	69680.46468
1094	2013/07/15	04:33:00	00:01:00.0	38.1	38.1	10.0	48.1	1094	64008.01508
1095	2013/07/15	04:34:00	00:01:00.0	37.4	37.4	10.0	47.4	1095	54421.72753
1096	2013/07/15	04:35:00	00:01:00.0	36.3	36.3	10.0	46.3	1096	42669.78633
1097	2013/07/15	04:36:00	00:01:00.0	35.7	35.7	10.0	45.7	1097	36988.05095
1098	2013/07/15	04:37:00	00:01:00.0	38.3	38.3	10.0	48.3	1098	67079.7587
1099	2013/07/15	04:38:00	00:01:00.0	38.6	38.6	10.0	48.6	1099	72442.80697
1100	2013/07/15	04:39:00	00:01:00.0	38.6	38.6	10.0	48.6	1100	71964.99124
1101	2013/07/15	04:40:00	00:01:00.0	39.4	39.4	10.0	49.4	1101	86571.03088
1102	2013/07/15	04:41:00	00:01:00.0	42.0	42.0	10.0	52.0	1102	158457.1646
1103	2013/07/15	04:42:00	00:01:00.0	38.9	38.9	10.0	48.9	1103	77233.40388
1104	2013/07/15	04:43:00	00:01:00.0	39.8	39.8	10.0	49.8	1104	96355.39533
1105	2013/07/15	04:44:00	00:01:00.0	41.3	41.3	10.0	51.3	1105	136332.3506
1106	2013/07/15	04:45:00	00:01:00.0	40.5	40.5	10.0	50.5	1106	111121.6992
1107	2013/07/15	04:46:00	00:01:00.0	38.7	38.7	10.0	48.7	1107	74622.90674
1108	2013/07/15	04:47:00	00:01:00.0	39.4	39.4	10.0	49.4	1108	86472.46174
1109	2013/07/15	04:48:00	00:01:00.0	39.6	39.6	10.0	49.6	1109	91014.03163
1110	2013/07/15	04:49:00	00:01:00.0	39.8	39.8	10.0	49.8	1110	96351.24829
1111	2013/07/15	04:50:00	00:01:00.0	41.1	41.1	10.0	51.1	1111	127849.5993
1112	2013/07/15	04:51:00	00:01:00.0	42.5	42.5	10.0	52.5	1112	178796.4982
1113	2013/07/15	04:52:00	00:01:00.0	40.7	40.7	10.0	50.7	1113	116905.2705
1114	2013/07/15	04:53:00	00:01:00.0	40.4	40.4	10.0	50.4	1114	109253.7892
1115	2013/07/15	04:54:00	00:01:00.0	38.7	38.7	10.0	48.7	1115	73532.33342
1116	2013/07/15	04:55:00	00:01:00.0	39.1	39.1	10.0	49.1	1116	81891.37136
1117	2013/07/15	04:56:00	00:01:00.0	38.6	38.6	10.0	48.6	1117	71859.69455
1118	2013/07/15	04:57:00	00:01:00.0	37.2	37.2	10.0	47.2	1118	52969.10984
1119	2013/07/15	04:58:00	00:01:00.0	36.3	36.3	10.0	46.3	1119	42365.19415
1120	2013/07/15	04:59:00	00:01:00.0	37.4	37.4	10.0	47.4	1120	54705.02126
1121	2013/07/15	05:00:00	00:01:00.0	36.1	36.1	10.0	46.1	1121	40617.74608
1122	2013/07/15	05:01:00	00:01:00.0	37.0	37.0	10.0	47.0	1122	50202.12748
1123	2013/07/15	05:02:00	00:01:00.0	35.3	35.3	10.0	45.3	1123	33500.89869
1124	2013/07/15	05:03:00	00:01:00.0	37.4	37.4	10.0	47.4	1124	54704.92516
1125	2013/07/15	05:04:00	00:01:00.0	37.3	37.3	10.0	47.3	1125	54101.58534

Location 2 - TVA Site

Record #	Date	Time	Duration	LAeq	Base Leq	Penalty	Base+Penalty	count	10^{^(leq/10)}
1126	2013/07/15	05:05:00	00:01:00.0	38.6	38.6	10.0	48.6	1126	71805.24336
1127	2013/07/15	05:06:00	00:01:00.0	37.9	37.9	10.0	47.9	1127	61670.89643
1128	2013/07/15	05:07:00	00:01:00.0	36.5	36.5	10.0	46.5	1128	44659.37526
1129	2013/07/15	05:08:00	00:01:00.0	40.5	40.5	10.0	50.5	1129	111094.1779
1130	2013/07/15	05:09:00	00:01:00.0	39.8	39.8	10.0	49.8	1130	95699.84952
1131	2013/07/15	05:10:00	00:01:00.0	37.7	37.7	10.0	47.7	1131	58705.22512
1132	2013/07/15	05:11:00	00:01:00.0	40.3	40.3	10.0	50.3	1132	108209.1517
1133	2013/07/15	05:12:00	00:01:00.0	37.7	37.7	10.0	47.7	1133	59387.96245
1134	2013/07/15	05:13:00	00:01:00.0	36.5	36.5	10.0	46.5	1134	45120.5822
1135	2013/07/15	05:14:00	00:01:00.0	36.5	36.5	10.0	46.5	1135	44345.37146
1136	2013/07/15	05:15:00	00:01:00.0	35.6	35.6	10.0	45.6	1136	36193.70492
1137	2013/07/15	05:16:00	00:01:00.0	35.1	35.1	10.0	45.1	1137	32409.56048
1138	2013/07/15	05:17:00	00:01:00.0	39.1	39.1	10.0	49.1	1138	80511.13364
1139	2013/07/15	05:18:00	00:01:00.0	39.1	39.1	10.0	49.1	1139	81258.18095
1140	2013/07/15	05:19:00	00:01:00.0	38.4	38.4	10.0	48.4	1140	69272.87334
1141	2013/07/15	05:20:00	00:01:00.0	38.3	38.3	10.0	48.3	1141	68184.92302
1142	2013/07/15	05:21:00	00:01:00.0	43.1	43.1	10.0	53.1	1142	205881.1388
1143	2013/07/15	05:22:00	00:01:00.0	40.8	40.8	10.0	50.8	1143	120515.2758
1144	2013/07/15	05:23:00	00:01:00.0	44.3	44.3	10.0	54.3	1144	266818.3806
1145	2013/07/15	05:24:00	00:01:00.0	45.3	45.3	10.0	55.3	1145	336925.3762
1146	2013/07/15	05:25:00	00:01:00.0	40.6	40.6	10.0	50.6	1146	114243.6197
1147	2013/07/15	05:26:00	00:01:00.0	39.0	39.0	10.0	49.0	1147	78872.93905
1148	2013/07/15	05:27:00	00:01:00.0	39.8	39.8	10.0	49.8	1148	94867.1847
1149	2013/07/15	05:28:00	00:01:00.0	41.6	41.6	10.0	51.6	1149	144593.7042
1150	2013/07/15	05:29:00	00:01:00.0	40.0	40.0	10.0	50.0	1150	98870.08924
1151	2013/07/15	05:30:00	00:01:00.0	41.0	41.0	10.0	51.0	1151	124808.9056
1152	2013/07/15	05:31:00	00:01:00.0	40.8	40.8	10.0	50.8	1152	121147.3033
1153	2013/07/15	05:32:00	00:01:00.0	38.4	38.4	10.0	48.4	1153	69942.23926
1154	2013/07/15	05:33:00	00:01:00.0	40.4	40.4	10.0	50.4	1154	108699.754
1155	2013/07/15	05:34:00	00:01:00.0	37.7	37.7	10.0	47.7	1155	58540.24407
1156	2013/07/15	05:35:00	00:01:00.0	36.1	36.1	10.0	46.1	1156	40920.73594
1157	2013/07/15	05:36:00	00:01:00.0	37.1	37.1	10.0	47.1	1157	51832.78788
1158	2013/07/15	05:37:00	00:01:00.0	37.2	37.2	10.0	47.2	1158	52052.51604
1159	2013/07/15	05:38:00	00:01:00.0	38.3	38.3	10.0	48.3	1159	67073.39558
1160	2013/07/15	05:39:00	00:01:00.0	37.1	37.1	10.0	47.1	1160	51512.44397
1161	2013/07/15	05:40:00	00:01:00.0	37.2	37.2	10.0	47.2	1161	51911.10995
1162	2013/07/15	05:41:00	00:01:00.0	40.5	40.5	10.0	50.5	1162	113094.8332
1163	2013/07/15	05:42:00	00:01:00.0	39.0	39.0	10.0	49.0	1163	79067.92392
1164	2013/07/15	05:43:00	00:01:00.0	39.5	39.5	10.0	49.5	1164	88805.48466
1165	2013/07/15	05:44:00	00:01:00.0	36.9	36.9	10.0	46.9	1165	49167.85812
1166	2013/07/15	05:45:00	00:01:00.0	37.6	37.6	10.0	47.6	1166	57779.89302
1167	2013/07/15	05:46:00	00:01:00.0	38.0	38.0	10.0	48.0	1167	63366.04671
1168	2013/07/15	05:47:00	00:01:00.0	39.7	39.7	10.0	49.7	1168	93561.4194
1169	2013/07/15	05:48:00	00:01:00.0	41.0	41.0	10.0	51.0	1169	126741.6591
1170	2013/07/15	05:49:00	00:01:00.0	41.1	41.1	10.0	51.1	1170	129610.3305

Location 2 - TVA Site

Record #	Date	Time	Duration	LAeq	Base Leq	Penalty	Base+Penalty	count	10^{^(leq/10)}
1171	2013/07/15	05:50:00	00:01:00.0	39.8	39.8	10.0	49.8	1171	95938.87663
1172	2013/07/15	05:51:00	00:01:00.0	43.5	43.5	10.0	53.5	1172	223112.7941
1173	2013/07/15	05:52:00	00:01:00.0	41.3	41.3	10.0	51.3	1173	135179.6305
1174	2013/07/15	05:53:00	00:01:00.0	42.7	42.7	10.0	52.7	1174	185049.2993
1175	2013/07/15	05:54:00	00:01:00.0	41.0	41.0	10.0	51.0	1175	126133.1713
1176	2013/07/15	05:55:00	00:01:00.0	42.6	42.6	10.0	52.6	1176	180853.9645
1177	2013/07/15	05:56:00	00:01:00.0	42.1	42.1	10.0	52.1	1177	162908.0978
1178	2013/07/15	05:57:00	00:01:00.0	41.3	41.3	10.0	51.3	1178	135325.1619
1179	2013/07/15	05:58:00	00:01:00.0	41.5	41.5	10.0	51.5	1179	141839.0976
1180	2013/07/15	05:59:00	00:01:00.0	41.0	41.0	10.0	51.0	1180	126182.1505
1181	2013/07/15	06:00:00	00:01:00.0	42.3	42.3	10.0	52.3	1181	171594.8772
1182	2013/07/15	06:01:00	00:01:00.0	41.8	41.8	10.0	51.8	1182	151997.1889
1183	2013/07/15	06:02:00	00:01:00.0	42.4	42.4	10.0	52.4	1183	174304.3446
1184	2013/07/15	06:03:00	00:01:00.0	43.2	43.2	10.0	53.2	1184	207056.3175
1185	2013/07/15	06:04:00	00:01:00.0	44.9	44.9	10.0	54.9	1185	307810.5769
1186	2013/07/15	06:05:00	00:01:00.0	49.4	49.4	10.0	59.4	1186	867597.4214
1187	2013/07/15	06:06:00	00:01:00.0	59.0	59.0	10.0	69.0	1187	7977950.308
1188	2013/07/15	06:07:00	00:01:00.0	58.6	58.6	10.0	68.6	1188	7178285.653
1189	2013/07/15	06:08:00	00:01:00.0	59.2	59.2	10.0	69.2	1189	8401027.919
1190	2013/07/15	06:09:00	00:01:00.0	52.7	52.7	10.0	62.7	1190	1840832.473
1191	2013/07/15	06:10:00	00:01:00.0	51.5	51.5	10.0	61.5	1191	1402139.024
1192	2013/07/15	06:11:00	00:01:00.0	52.4	52.4	10.0	62.4	1192	1718793.767
1193	2013/07/15	06:12:00	00:01:00.0	52.7	52.7	10.0	62.7	1193	1866056.37
1194	2013/07/15	06:13:00	00:01:00.0	53.6	53.6	10.0	63.6	1194	2306727.494
1195	2013/07/15	06:14:00	00:01:00.0	56.1	56.1	10.0	66.1	1195	4041240.903
1196	2013/07/15	06:15:00	00:01:00.0	56.1	56.1	10.0	66.1	1196	4100640.674
1197	2013/07/15	06:16:00	00:01:00.0	53.4	53.4	10.0	63.4	1197	2163665.901
1198	2013/07/15	06:17:00	00:01:00.0	52.2	52.2	10.0	62.2	1198	1666865.502
1199	2013/07/15	06:18:00	00:01:00.0	52.7	52.7	10.0	62.7	1199	1848572.755
1200	2013/07/15	06:19:00	00:01:00.0	52.9	52.9	10.0	62.9	1200	1943629.626
1201	2013/07/15	06:20:00	00:01:00.0	51.5	51.5	10.0	61.5	1201	1408715.087
1202	2013/07/15	06:21:00	00:01:00.0	49.0	49.0	10.0	59.0	1202	799535.5033
1203	2013/07/15	06:22:00	00:01:00.0	46.7	46.7	10.0	56.7	1203	463333.7501
1204	2013/07/15	06:23:00	00:01:00.0	49.8	49.8	10.0	59.8	1204	950409.9962
1205	2013/07/15	06:24:00	00:01:00.0	49.3	49.3	10.0	59.3	1205	855848.8658
1206	2013/07/15	06:25:00	00:01:00.0	45.1	45.1	10.0	55.1	1206	325747.4977
1207	2013/07/15	06:26:00	00:01:00.0	47.6	47.6	10.0	57.6	1207	570545.1978
1208	2013/07/15	06:27:00	00:01:00.0	48.3	48.3	10.0	58.3	1208	682697.8193
1209	2013/07/15	06:28:00	00:01:00.0	46.2	46.2	10.0	56.2	1209	414699.013
1210	2013/07/15	06:29:00	00:01:00.0	45.7	45.7	10.0	55.7	1210	372184.6333
1211	2013/07/15	06:30:00	00:01:00.0	48.9	48.9	10.0	58.9	1211	777830.1639
1212	2013/07/15	06:31:00	00:01:00.0	47.5	47.5	10.0	57.5	1212	556366.9558
1213	2013/07/15	06:32:00	00:01:00.0	48.7	48.7	10.0	58.7	1213	746395.5735
1214	2013/07/15	06:33:00	00:01:00.0	48.4	48.4	10.0	58.4	1214	697619.7616
1215	2013/07/15	06:34:00	00:01:00.0	47.7	47.7	10.0	57.7	1215	585672.4569

Location 2 - TVA Site

Record #	Date	Time	Duration	LAeq	Base Leq	Penalty	Base+Penalty	count	10^{^(leq/10)}
1216	2013/07/15	06:35:00	00:01:00.0	47.5	47.5	10.0	57.5	1216	567241.7105
1217	2013/07/15	06:36:00	00:01:00.0	46.3	46.3	10.0	56.3	1217	422844.4638
1218	2013/07/15	06:37:00	00:01:00.0	47.1	47.1	10.0	57.1	1218	510126.8968
1219	2013/07/15	06:38:00	00:01:00.0	46.7	46.7	10.0	56.7	1219	464267.0728
1220	2013/07/15	06:39:00	00:01:00.0	45.3	45.3	10.0	55.3	1220	341239.2112
1221	2013/07/15	06:40:00	00:01:00.0	43.6	43.6	10.0	53.6	1221	228705.4853
1222	2013/07/15	06:41:00	00:01:00.0	43.1	43.1	10.0	53.1	1222	203255.2459
1223	2013/07/15	06:42:00	00:01:00.0	41.0	41.0	10.0	51.0	1223	127134.4667
1224	2013/07/15	06:43:00	00:01:00.0	42.8	42.8	10.0	52.8	1224	192072.165
1225	2013/07/15	06:44:00	00:01:00.0	45.6	45.6	10.0	55.6	1225	362716.7757
1226	2013/07/15	06:45:00	00:01:00.0	42.0	42.0	10.0	52.0	1226	159980.8475
1227	2013/07/15	06:46:00	00:01:00.0	44.5	44.5	10.0	54.5	1227	283687.646
1228	2013/07/15	06:47:00	00:01:00.0	45.2	45.2	10.0	55.2	1228	332219.8889
1229	2013/07/15	06:48:00	00:01:00.0	46.5	46.5	10.0	56.5	1229	451603.1136
1230	2013/07/15	06:49:00	00:01:00.0	47.0	47.0	10.0	57.0	1230	496577.8227
1231	2013/07/15	06:50:00	00:01:00.0	47.4	47.4	10.0	57.4	1231	549540.1015
1232	2013/07/15	06:51:00	00:01:00.0	46.3	46.3	10.0	56.3	1232	429786.8244
1233	2013/07/15	06:52:00	00:01:00.0	51.1	51.1	10.0	61.1	1233	1276054.705
1234	2013/07/15	06:53:00	00:01:00.0	47.3	47.3	10.0	57.3	1234	533736.5761
1235	2013/07/15	06:54:00	00:01:00.0	49.8	49.8	10.0	59.8	1235	946513.6067
1236	2013/07/15	06:55:00	00:01:00.0	50.0	50.0	10.0	60.0	1236	1009536.817
1237	2013/07/15	06:56:00	00:01:00.0	47.8	47.8	10.0	57.8	1237	598348.0609
1238	2013/07/15	06:57:00	00:01:00.0	46.5	46.5	10.0	56.5	1238	448347.1154
1239	2013/07/15	06:58:00	00:01:00.0	44.8	44.8	10.0	54.8	1239	301741.6346
1240	2013/07/15	06:59:00	00:01:00.0	46.2	46.2	10.0	56.2	1240	413706.5075
1241	2013/07/15	07:00:00	00:01:00.0	43.2	43.2	0.0	43.2	1241	20757.6394
1242	2013/07/15	07:01:00	00:01:00.0	44.4	44.4	0.0	44.4	1242	27628.96841
1243	2013/07/15	07:02:00	00:01:00.0	49.6	49.6	0.0	49.6	1243	91534.34774
1244	2013/07/15	07:03:00	00:01:00.0	47.3	47.3	0.0	47.3	1244	54312.51358
1245	2013/07/15	07:04:00	00:01:00.0	48.6	48.6	0.0	48.6	1245	73169.34163
1246	2013/07/15	07:05:00	00:01:00.0	52.1	52.1	0.0	52.1	1246	163222.3466
1247	2013/07/15	07:06:00	00:01:00.0	42.2	42.2	0.0	42.2	1247	16698.32981
1248	2013/07/15	07:07:00	00:01:00.0	43.1	43.1	0.0	43.1	1248	20509.92324
1249	2013/07/15	07:08:00	00:01:00.0	45.6	45.6	0.0	45.6	1249	36219.36963
1250	2013/07/15	07:09:00	00:01:00.0	44.5	44.5	0.0	44.5	1250	28385.26523
1251	2013/07/15	07:10:00	00:01:00.0	44.5	44.5	0.0	44.5	1251	27915.72082
1252	2013/07/15	07:11:00	00:01:00.0	43.5	43.5	0.0	43.5	1252	22332.69013
1253	2013/07/15	07:12:00	00:01:00.0	47.1	47.1	0.0	47.1	1253	50750.79036
1254	2013/07/15	07:13:00	00:01:00.0	49.6	49.6	0.0	49.6	1254	91761.35877
1255	2013/07/15	07:14:00	00:01:00.0	50.6	50.6	0.0	50.6	1255	114446.5022
1256	2013/07/15	07:15:00	00:01:00.0	48.3	48.3	0.0	48.3	1256	67984.22359
1257	2013/07/15	07:16:00	00:01:00.0	48.3	48.3	0.0	48.3	1257	67840.70086
1258	2013/07/15	07:17:00	00:01:00.0	45.6	45.6	0.0	45.6	1258	36355.69351
1259	2013/07/15	07:18:00	00:01:00.0	46.3	46.3	0.0	46.3	1259	42694.1926
1260	2013/07/15	07:19:00	00:01:00.0	45.8	45.8	0.0	45.8	1260	37812.78158

Location 2 - TVA Site

Record #	Date	Time	Duration	LAeq	Base Leq	Penalty	Base+Penalty	count	10^{^(leq/10)}
1261	2013/07/15	07:20:00	00:01:00.0	45.1	45.1	0.0	45.1	1261	32724.01915
1262	2013/07/15	07:21:00	00:01:00.0	44.4	44.4	0.0	44.4	1262	27599.47383
1263	2013/07/15	07:22:00	00:01:00.0	43.3	43.3	0.0	43.3	1263	21421.49803
1264	2013/07/15	07:23:00	00:01:00.0	44.1	44.1	0.0	44.1	1264	25702.68449
1265	2013/07/15	07:24:00	00:01:00.0	45.2	45.2	0.0	45.2	1265	33292.59449
1266	2013/07/15	07:25:00	00:01:00.0	45.9	45.9	0.0	45.9	1266	38727.67893
1267	2013/07/15	07:26:00	00:01:00.0	46.8	46.8	0.0	46.8	1267	47372.05579
1268	2013/07/15	07:27:00	00:01:00.0	49.0	49.0	0.0	49.0	1268	78856.0367
1269	2013/07/15	07:28:00	00:01:00.0	47.2	47.2	0.0	47.2	1269	52702.48957
1270	2013/07/15	07:29:00	00:01:00.0	44.9	44.9	0.0	44.9	1270	31021.78573
1271	2013/07/15	07:30:00	00:01:00.0	42.4	42.4	0.0	42.4	1271	17209.52527
1272	2013/07/15	07:31:00	00:01:00.0	41.6	41.6	0.0	41.6	1272	14357.31443
1273	2013/07/15	07:32:00	00:01:00.0	41.4	41.4	0.0	41.4	1273	13853.40558
1274	2013/07/15	07:33:00	00:01:00.0	42.3	42.3	0.0	42.3	1274	17006.1977
1275	2013/07/15	07:34:00	00:01:00.0	43.3	43.3	0.0	43.3	1275	21358.31344
1276	2013/07/15	07:35:00	00:01:00.0	44.6	44.6	0.0	44.6	1276	29044.851
1277	2013/07/15	07:36:00	00:01:00.0	44.3	44.3	0.0	44.3	1277	27190.12722
1278	2013/07/15	07:37:00	00:01:00.0	44.8	44.8	0.0	44.8	1278	30040.85228
1279	2013/07/15	07:38:00	00:01:00.0	45.1	45.1	0.0	45.1	1279	32421.9462
1280	2013/07/15	07:39:00	00:01:00.0	45.5	45.5	0.0	45.5	1280	35761.81026
1281	2013/07/15	07:40:00	00:01:00.0	46.5	46.5	0.0	46.5	1281	44972.24468
1282	2013/07/15	07:41:00	00:01:00.0	43.5	43.5	0.0	43.5	1282	22510.52955
1283	2013/07/15	07:42:00	00:01:00.0	42.3	42.3	0.0	42.3	1283	16997.34197
1284	2013/07/15	07:43:00	00:01:00.0	42.2	42.2	0.0	42.2	1284	16622.30701
1285	2013/07/15	07:44:00	00:01:00.0	42.8	42.8	0.0	42.8	1285	19236.54375
1286	2013/07/15	07:45:00	00:01:00.0	39.8	39.8	0.0	39.8	1286	9503.273538
1287	2013/07/15	07:46:00	00:01:00.0	40.8	40.8	0.0	40.8	1287	12093.12675
1288	2013/07/15	07:47:00	00:01:00.0	41.6	41.6	0.0	41.6	1288	14416.99983
1289	2013/07/15	07:48:00	00:01:00.0	41.8	41.8	0.0	41.8	1289	15102.79446
1290	2013/07/15	07:49:00	00:01:00.0	40.1	40.1	0.0	40.1	1290	10341.66473
1291	2013/07/15	07:50:00	00:01:00.0	39.5	39.5	0.0	39.5	1291	8867.149738
1292	2013/07/15	07:51:00	00:01:00.0	40.8	40.8	0.0	40.8	1292	11970.71361
1293	2013/07/15	07:52:00	00:01:00.0	41.2	41.2	0.0	41.2	1293	13141.3085
1294	2013/07/15	07:53:00	00:01:00.0	45.1	45.1	0.0	45.1	1294	32269.12246
1295	2013/07/15	07:54:00	00:01:00.0	46.1	46.1	0.0	46.1	1295	40773.88372
1296	2013/07/15	07:55:00	00:01:00.0	43.1	43.1	0.0	43.1	1296	20255.09083
1297	2013/07/15	07:56:00	00:01:00.0	42.0	42.0	0.0	42.0	1297	15767.6327
1298	2013/07/15	07:57:00	00:01:00.0	44.5	44.5	0.0	44.5	1298	28424.61129
1299	2013/07/15	07:58:00	00:01:00.0	41.3	41.3	0.0	41.3	1299	13485.69322
1300	2013/07/15	07:59:00	00:01:00.0	41.0	41.0	0.0	41.0	1300	12507.45973
1301	2013/07/15	08:00:00	00:01:00.0	40.1	40.1	0.0	40.1	1301	10225.65741
1302	2013/07/15	08:01:00	00:01:00.0	46.7	46.7	0.0	46.7	1302	47214.4501
1303	2013/07/15	08:02:00	00:01:00.0	46.5	46.5	0.0	46.5	1303	44352.53911
1304	2013/07/15	08:03:00	00:01:00.0	47.0	47.0	0.0	47.0	1304	49658.87273
1305	2013/07/15	08:04:00	00:01:00.0	46.2	46.2	0.0	46.2	1305	41870.02583

Location 2 - TVA Site

Record #	Date	Time	Duration	LAeq	Base Leq	Penalty	Base+Penalty	count	10^{^(leq/10)}
1306	2013/07/15	08:05:00	00:01:00.0	46.4	46.4	0.0	46.4	1306	43452.4071
1307	2013/07/15	08:06:00	00:01:00.0	45.8	45.8	0.0	45.8	1307	37793.62226
1308	2013/07/15	08:07:00	00:01:00.0	45.2	45.2	0.0	45.2	1308	32883.35839
1309	2013/07/15	08:08:00	00:01:00.0	41.4	41.4	0.0	41.4	1309	13848.11335
1310	2013/07/15	08:09:00	00:01:00.0	41.4	41.4	0.0	41.4	1310	13877.66619
1311	2013/07/15	08:10:00	00:01:00.0	41.4	41.4	0.0	41.4	1311	13734.9931
1312	2013/07/15	08:11:00	00:01:00.0	41.8	41.8	0.0	41.8	1312	15001.00572
1313	2013/07/15	08:12:00	00:01:00.0	47.3	47.3	0.0	47.3	1313	53645.88793
1314	2013/07/15	08:13:00	00:01:00.0	46.8	46.8	0.0	46.8	1314	48007.16677
1315	2013/07/15	08:14:00	00:01:00.0	49.8	49.8	0.0	49.8	1315	96214.91851
1316	2013/07/15	08:15:00	00:01:00.0	47.4	47.4	0.0	47.4	1316	54510.99961
1317	2013/07/15	08:16:00	00:01:00.0	44.5	44.5	0.0	44.5	1317	28211.59415
1318	2013/07/15	08:17:00	00:01:00.0	49.6	49.6	0.0	49.6	1318	91791.0244
1319	2013/07/15	08:18:00	00:01:00.0	50.0	50.0	0.0	50.0	1319	99662.66267
1320	2013/07/15	08:19:00	00:01:00.0	48.3	48.3	0.0	48.3	1320	68325.51298
1321	2013/07/15	08:20:00	00:01:00.0	47.9	47.9	0.0	47.9	1321	61306.5485
1322	2013/07/15	08:21:00	00:01:00.0	43.8	43.8	0.0	43.8	1322	24035.71724
1323	2013/07/15	08:22:00	00:01:00.0	46.7	46.7	0.0	46.7	1323	46247.86678
1324	2013/07/15	08:23:00	00:01:00.0	47.5	47.5	0.0	47.5	1324	56542.25478
1325	2013/07/15	08:24:00	00:01:00.0	45.9	45.9	0.0	45.9	1325	38909.44931
1326	2013/07/15	08:25:00	00:01:00.0	42.0	42.0	0.0	42.0	1326	15786.38257
1327	2013/07/15	08:26:00	00:01:00.0	40.3	40.3	0.0	40.3	1327	10752.66872
1328	2013/07/15	08:27:00	00:01:00.0	48.1	48.1	0.0	48.1	1328	63950.86234
1329	2013/07/15	08:28:00	00:01:00.0	51.2	51.2	0.0	51.2	1329	132467.3477
1330	2013/07/15	08:29:00	00:01:00.0	46.6	46.6	0.0	46.6	1330	45796.69333
1331	2013/07/15	08:30:00	00:01:00.0	41.9	41.9	0.0	41.9	1331	15345.7676
1332	2013/07/15	08:31:00	00:01:00.0	39.8	39.8	0.0	39.8	1332	9652.108437
1333	2013/07/15	08:32:00	00:01:00.0	40.2	40.2	0.0	40.2	1333	10357.4098
1334	2013/07/15	08:33:00	00:01:00.0	39.9	39.9	0.0	39.9	1334	9829.425887
1335	2013/07/15	08:34:00	00:01:00.0	41.5	41.5	0.0	41.5	1335	14079.06081
1336	2013/07/15	08:35:00	00:01:00.0	39.3	39.3	0.0	39.3	1336	8530.059728
1337	2013/07/15	08:36:00	00:01:00.0	39.1	39.1	0.0	39.1	1337	8092.22041
1338	2013/07/15	08:37:00	00:01:00.0	39.3	39.3	0.0	39.3	1338	8431.655562
1339	2013/07/15	08:38:00	00:01:00.0	48.3	48.3	0.0	48.3	1339	68131.52085
1340	2013/07/15	08:39:00	00:01:00.0	49.8	49.8	0.0	49.8	1340	96195.31374
1341	2013/07/15	08:40:00	00:01:00.0	49.0	49.0	0.0	49.0	1341	79417.12652
1342	2013/07/15	08:41:00	00:01:00.0	45.3	45.3	0.0	45.3	1342	33534.78522
1343	2013/07/15	08:42:00	00:01:00.0	44.9	44.9	0.0	44.9	1343	30911.32671
1344	2013/07/15	08:43:00	00:01:00.0	42.6	42.6	0.0	42.6	1344	18327.25327
1345	2013/07/15	08:44:00	00:01:00.0	51.1	51.1	0.0	51.1	1345	129005.5194
1346	2013/07/15	08:45:00	00:01:00.0	49.3	49.3	0.0	49.3	1346	84764.55061
1347	2013/07/15	08:46:00	00:01:00.0	49.1	49.1	0.0	49.1	1347	81250.97245
1348	2013/07/15	08:47:00	00:01:00.0	50.1	50.1	0.0	50.1	1348	102744.3719
1349	2013/07/15	08:48:00	00:01:00.0	45.9	45.9	0.0	45.9	1349	38579.00418
1350	2013/07/15	08:49:00	00:01:00.0	48.1	48.1	0.0	48.1	1350	64925.15945

Location 2 - TVA Site

Record #	Date	Time	Duration	LAeq	Base Leq	Penalty	Base+Penalty	count	10^{^(leq/10)}
1351	2013/07/15	08:50:00	00:01:00.0	47.9	47.9	0.0	47.9	1351	61551.67607
1352	2013/07/15	08:51:00	00:01:00.0	46.1	46.1	0.0	46.1	1352	40362.03484
1353	2013/07/15	08:52:00	00:01:00.0	45.9	45.9	0.0	45.9	1353	39219.39593
1354	2013/07/15	08:53:00	00:01:00.0	47.1	47.1	0.0	47.1	1354	51360.00724
1355	2013/07/15	08:54:00	00:01:00.0	48.2	48.2	0.0	48.2	1355	66238.50695
1356	2013/07/15	08:55:00	00:01:00.0	49.0	49.0	0.0	49.0	1356	78721.43226
1357	2013/07/15	08:56:00	00:01:00.0	45.5	45.5	0.0	45.5	1357	35318.93371
1358	2013/07/15	08:57:00	00:01:00.0	41.4	41.4	0.0	41.4	1358	13712.22242
1359	2013/07/15	08:58:00	00:01:00.0	41.5	41.5	0.0	41.5	1359	14198.55625
1360	2013/07/15	08:59:00	00:01:00.0	41.8	41.8	0.0	41.8	1360	14971.7695
1361	2013/07/15	09:00:00	00:01:00.0	40.4	40.4	0.0	40.4	1361	10974.69106
1362	2013/07/15	09:01:00	00:01:00.0	42.7	42.7	0.0	42.7	1362	18767.87029
1363	2013/07/15	09:02:00	00:01:00.0	41.8	41.8	0.0	41.8	1363	15119.82406
1364	2013/07/15	09:03:00	00:01:00.0	45.6	45.6	0.0	45.6	1364	36363.19868
1365	2013/07/15	09:04:00	00:01:00.0	49.2	49.2	0.0	49.2	1365	83245.5346
1366	2013/07/15	09:05:00	00:01:00.0	50.0	50.0	0.0	50.0	1366	99091.96416
1367	2013/07/15	09:06:00	00:01:00.0	48.3	48.3	0.0	48.3	1367	66905.05131
1368	2013/07/15	09:07:00	00:01:00.0	46.8	46.8	0.0	46.8	1368	47518.33236
1369	2013/07/15	09:08:00	00:01:00.0	45.0	45.0	0.0	45.0	1369	31843.58851
1370	2013/07/15	09:09:00	00:01:00.0	39.2	39.2	0.0	39.2	1370	8223.73673
1371	2013/07/15	09:10:00	00:01:00.0	41.4	41.4	0.0	41.4	1371	13887.22619
1372	2013/07/15	09:11:00	00:01:00.0	41.5	41.5	0.0	41.5	1372	14065.26647
1373	2013/07/15	09:12:00	00:01:00.0	40.5	40.5	0.0	40.5	1373	11339.11507
1374	2013/07/15	09:13:00	00:01:00.0	40.8	40.8	0.0	40.8	1374	11923.28151
1375	2013/07/15	09:14:00	00:01:00.0	43.4	43.4	0.0	43.4	1375	21785.0619
1376	2013/07/15	09:15:00	00:01:00.0	46.4	46.4	0.0	46.4	1376	43759.85731
1377	2013/07/15	09:16:00	00:01:00.0	47.4	47.4	0.0	47.4	1377	54748.52476
1378	2013/07/15	09:17:00	00:01:00.0	45.5	45.5	0.0	45.5	1378	35357.73372
1379	2013/07/15	09:18:00	00:01:00.0	44.1	44.1	0.0	44.1	1379	25798.31487
1380	2013/07/15	09:19:00	00:01:00.0	41.7	41.7	0.0	41.7	1380	14749.45387
1381	2013/07/15	09:20:00	00:01:00.0	47.6	47.6	0.0	47.6	1381	57624.49696
1382	2013/07/15	09:21:00	00:01:00.0	50.1	50.1	0.0	50.1	1382	101163.4367
1383	2013/07/15	09:22:00	00:01:00.0	47.8	47.8	0.0	47.8	1383	60886.24565
1384	2013/07/15	09:23:00	00:01:00.0	45.9	45.9	0.0	45.9	1384	39269.30983
1385	2013/07/15	09:24:00	00:01:00.0	46.6	46.6	0.0	46.6	1385	45333.91096
1386	2013/07/15	09:25:00	00:01:00.0	47.8	47.8	0.0	47.8	1386	59663.40127
1387	2013/07/15	09:26:00	00:01:00.0	50.4	50.4	0.0	50.4	1387	109523.0139
1388	2013/07/15	09:27:00	00:01:00.0	49.0	49.0	0.0	49.0	1388	78817.39658
1389	2013/07/15	09:28:00	00:01:00.0	47.9	47.9	0.0	47.9	1389	62327.8738
1390	2013/07/15	09:29:00	00:01:00.0	48.7	48.7	0.0	48.7	1390	74243.18347
1391	2013/07/15	09:30:00	00:01:00.0	48.8	48.8	0.0	48.8	1391	75715.08846
1392	2013/07/15	09:31:00	00:01:00.0	46.7	46.7	0.0	46.7	1392	46951.3849
1393	2013/07/15	09:32:00	00:01:00.0	46.7	46.7	0.0	46.7	1393	47050.83851
1394	2013/07/15	09:33:00	00:01:00.0	44.8	44.8	0.0	44.8	1394	30548.7979
1395	2013/07/15	09:34:00	00:01:00.0	47.6	47.6	0.0	47.6	1395	57798.52198

Location 2 - TVA Site

Record #	Date	Time	Duration	LAeq	Base Leq	Penalty	Base+Penalty	count	10^{^(leq/10)}
1396	2013/07/15	09:35:00	00:01:00.0	44.5	44.5	0.0	44.5	1396	28448.83982
1397	2013/07/15	09:36:00	00:01:00.0	43.1	43.1	0.0	43.1	1397	20476.08256
1398	2013/07/15	09:37:00	00:01:00.0	42.7	42.7	0.0	42.7	1398	18595.62183
1399	2013/07/15	09:38:00	00:01:00.0	48.2	48.2	0.0	48.2	1399	66748.97178
1400	2013/07/15	09:39:00	00:01:00.0	48.5	48.5	0.0	48.5	1400	70073.52587
1401	2013/07/15	09:40:00	00:01:00.0	45.6	45.6	0.0	45.6	1401	36232.9567
1402	2013/07/15	09:41:00	00:01:00.0	44.6	44.6	0.0	44.6	1402	29120.77179
1403	2013/07/15	09:42:00	00:01:00.0	43.0	43.0	0.0	43.0	1403	20084.62342
1404	2013/07/15	09:43:00	00:01:00.0	40.3	40.3	0.0	40.3	1404	10797.64413
1405	2013/07/15	09:44:00	00:01:00.0	45.2	45.2	0.0	45.2	1405	33338.36213
1406	2013/07/15	09:45:00	00:01:00.0	47.0	47.0	0.0	47.0	1406	50010.10539
1407	2013/07/15	09:46:00	00:01:00.0	48.5	48.5	0.0	48.5	1407	71443.99958
1408	2013/07/15	09:47:00	00:01:00.0	46.3	46.3	0.0	46.3	1408	43029.94113
1409	2013/07/15	09:48:00	00:01:00.0	43.1	43.1	0.0	43.1	1409	20386.24478
1410	2013/07/15	09:49:00	00:01:00.0	41.1	41.1	0.0	41.1	1410	12925.36891
1411	2013/07/15	09:50:00	00:01:00.0	40.7	40.7	0.0	40.7	1411	11657.63186
1412	2013/07/15	09:51:00	00:01:00.0	42.7	42.7	0.0	42.7	1412	18743.86691
1413	2013/07/15	09:52:00	00:01:00.0	43.4	43.4	0.0	43.4	1413	21770.25623
1414	2013/07/15	09:53:00	00:01:00.0	41.5	41.5	0.0	41.5	1414	14032.31872
1415	2013/07/15	09:54:00	00:01:00.0	40.0	40.0	0.0	40.0	1415	10035.95454
1416	2013/07/15	09:55:00	00:01:00.0	39.6	39.6	0.0	39.6	1416	9118.174792
1417	2013/07/15	09:56:00	00:01:00.0	39.6	39.6	0.0	39.6	1417	9211.733272
1418	2013/07/15	09:57:00	00:01:00.0	37.9	37.9	0.0	37.9	1418	6208.26542
1419	2013/07/15	09:58:00	00:01:00.0	39.7	39.7	0.0	39.7	1419	9371.259047
1420	2013/07/15	09:59:00	00:01:00.0	40.6	40.6	0.0	40.6	1420	11418.95451
1421	2013/07/15	10:00:00	00:01:00.0	40.9	40.9	0.0	40.9	1421	12202.94605
1422	2013/07/15	10:01:00	00:01:00.0	39.2	39.2	0.0	39.2	1422	8379.199191
1423	2013/07/15	10:02:00	00:01:00.0	39.2	39.2	0.0	39.2	1423	8395.428986
1424	2013/07/15	10:03:00	00:01:00.0	38.8	38.8	0.0	38.8	1424	7583.003079
1425	2013/07/15	10:04:00	00:01:00.0	43.7	43.7	0.0	43.7	1425	23481.38582
1426	2013/07/15	10:05:00	00:01:00.0	49.2	49.2	0.0	49.2	1426	83608.04672
1427	2013/07/15	10:06:00	00:01:00.0	49.1	49.1	0.0	49.1	1427	82127.86046
1428	2013/07/15	10:07:00	00:01:00.0	48.0	48.0	0.0	48.0	1428	62985.48731
1429	2013/07/15	10:08:00	00:01:00.0	37.8	37.8	0.0	37.8	1429	6063.077227
1430	2013/07/15	10:09:00	00:01:00.0	39.6	39.6	0.0	39.6	1430	9068.446239
1431	2013/07/15	10:10:00	00:01:00.0	39.8	39.8	0.0	39.8	1431	9501.045055
1432	2013/07/15	10:11:00	00:01:00.0	45.1	45.1	0.0	45.1	1432	32404.60752
1433	2013/07/15	10:12:00	00:01:00.0	45.8	45.8	0.0	45.8	1433	38225.23453
1434	2013/07/15	10:13:00	00:01:00.0	44.1	44.1	0.0	44.1	1434	25807.78865
1435	2013/07/15	10:14:00	00:01:00.0	41.1	41.1	0.0	41.1	1435	12980.33281
1436	2013/07/15	10:15:00	00:01:00.0	40.8	40.8	0.0	40.8	1436	12159.53784
1437	2013/07/15	10:16:00	00:01:00.0	41.5	41.5	0.0	41.5	1437	13995.52606
1438	2013/07/15	10:17:00	00:01:00.0	40.1	40.1	0.0	40.1	1438	10120.55645
1439	2013/07/15	10:18:00	00:01:00.0	40.9	40.9	0.0	40.9	1439	12317.33243
1440	2013/07/15	10:19:00	00:01:00.0	42.5	42.5	0.0	42.5	1440	17740.85758

Location 2 - TVA Site

Record #	Date	Time	Duration	LAeq	Base Leq	Penalty	Base+Penalty	count	$10^{(leq/10)}$
									477619626.3
									1440
									331680.2961
									5.520719672
								L_{dn}	55.20719672

Reading #3

General Information	
Serial Number	02443
Model	831
Firmware Version	2.112
Filename	831_Data.003
User	M Johnston, R Eckenrode
Job Description	TVA Noise Assessment
Location	NE of TVA
Measurement Description	
Start Time	Sunday, 2013 July 14 11:20:00
Stop Time	Monday, 2013 July 15 11:20:00
Duration	1 Day 00:00:00.0
Run Time	1 Day 00:00:00.0
Pause	00:00:00.0
Pre Calibration	Saturday, 2013 July 13 21:52:00
Post Calibration	None
Calibration Deviation	---

Note

Overall Data			
LAeq		56.5	dB
LASmax	2013 Jul 15 09:42:07	91.7	dB
LZpeak (max)	2013 Jul 15 09:42:03	112.1	dB
LASmin	2013 Jul 14 16:28:22	30.0	dB
LCeq		64.7	dB
LAeq		56.5	dB
LCeq - LAeq		8.2	dB
LA1eq		58.0	dB
LAeq		56.5	dB
LA1eq - LAeq		1.5	dB
Ldn		57.6	dB
LDay 07:00-22:00		58.4	dB
LNight 22:00-07:00		45.9	dB
Lden		57.6	dB
LDay 07:00-19:00		59.3	dB
LEvening 19:00-22:00		47.5	dB
LNight 22:00-07:00		45.9	dB
LAE		105.9	dB
EA		4.304	mPa²h
EA8		1.435	mPa²h
EA40		7.174	mPa²h
# Overloads		0	
Overload Duration		0.0	s
# OBA Overloads		0	
OBA Overload Duration		0.0	s

Statistics			
LAS5.00		53.9	dBA
LAS10.00		50.6	dBA
LAS33.30		45.2	dBA
LAS50.00		42.6	dBA
LAS66.60		41.3	dBA
LAS90.00		38.4	dBA
LAS > 65.0 dB (Exceedence Counts / Duration)	55 / 1005.7		s
LAS > 85.0 dB (Exceedence Counts / Duration)	4 / 30.3		s
LZpeak > 135.0 dB (Exceedence Counts / Duration)	0 / 0.0		s
LZpeak > 137.0 dB (Exceedence Counts / Duration)	0 / 0.0		s
LZpeak > 140.0 dB (Exceedence Counts / Duration)	0 / 0.0		s

Location 3 - Blackburn Lane

Record #	Date	Time	Duration	LAeq	Base Leq	Penalty	Base+Penalty	count	10 ^{^(leq/10)}
1	2013/07/14	11:20:00	00:01:00.0	59.1	59.1	0.0	59.1	1	805041.3283
2	2013/07/14	11:21:00	00:01:00.0	54.2	54.2	0.0	54.2	2	261956.5691
3	2013/07/14	11:22:00	00:01:00.0	54.7	54.7	0.0	54.7	3	292918.0535
4	2013/07/14	11:23:00	00:01:00.0	60.1	60.1	0.0	60.1	4	1029242.113
5	2013/07/14	11:24:00	00:01:00.0	63.6	63.6	0.0	63.6	5	2273375.329
6	2013/07/14	11:25:00	00:01:00.0	67.0	67.0	0.0	67.0	6	5050629.249
7	2013/07/14	11:26:00	00:01:00.0	67.6	67.6	0.0	67.6	7	5750648.157
8	2013/07/14	11:27:00	00:01:00.0	53.0	53.0	0.0	53.0	8	201335.1495
9	2013/07/14	11:28:00	00:01:00.0	50.3	50.3	0.0	50.3	9	107340.1259
10	2013/07/14	11:29:00	00:01:00.0	42.1	42.1	0.0	42.1	10	16040.33916
11	2013/07/14	11:30:00	00:01:00.0	44.1	44.1	0.0	44.1	11	25641.73293
12	2013/07/14	11:31:00	00:01:00.0	41.2	41.2	0.0	41.2	12	13065.81639
13	2013/07/14	11:32:00	00:01:00.0	39.9	39.9	0.0	39.9	13	9789.068066
14	2013/07/14	11:33:00	00:01:00.0	52.8	52.8	0.0	52.8	14	189560.448
15	2013/07/14	11:34:00	00:01:00.0	41.8	41.8	0.0	41.8	15	15220.88147
16	2013/07/14	11:35:00	00:01:00.0	39.5	39.5	0.0	39.5	16	9013.658979
17	2013/07/14	11:36:00	00:01:00.0	44.1	44.1	0.0	44.1	17	25997.01455
18	2013/07/14	11:37:00	00:01:00.0	46.9	46.9	0.0	46.9	18	48718.65752
19	2013/07/14	11:38:00	00:01:00.0	46.8	46.8	0.0	46.8	19	47384.58206
20	2013/07/14	11:39:00	00:01:00.0	48.7	48.7	0.0	48.7	20	74335.19037
21	2013/07/14	11:40:00	00:01:00.0	58.2	58.2	0.0	58.2	21	668124.3966
22	2013/07/14	11:41:00	00:01:00.0	58.9	58.9	0.0	58.9	22	781849.6485
23	2013/07/14	11:42:00	00:01:00.0	52.6	52.6	0.0	52.6	23	182460.5805
24	2013/07/14	11:43:00	00:01:00.0	49.0	49.0	0.0	49.0	24	79595.48676
25	2013/07/14	11:44:00	00:01:00.0	60.8	60.8	0.0	60.8	25	1196113.858
26	2013/07/14	11:45:00	00:01:00.0	65.1	65.1	0.0	65.1	26	3204763.982
27	2013/07/14	11:46:00	00:01:00.0	52.0	52.0	0.0	52.0	27	159112.12
28	2013/07/14	11:47:00	00:01:00.0	48.5	48.5	0.0	48.5	28	70925.78287
29	2013/07/14	11:48:00	00:01:00.0	46.5	46.5	0.0	46.5	29	44713.03118
30	2013/07/14	11:49:00	00:01:00.0	45.6	45.6	0.0	45.6	30	36131.13014
31	2013/07/14	11:50:00	00:01:00.0	44.3	44.3	0.0	44.3	31	26626.53859
32	2013/07/14	11:51:00	00:01:00.0	48.4	48.4	0.0	48.4	32	69481.7711
33	2013/07/14	11:52:00	00:01:00.0	63.7	63.7	0.0	63.7	33	2319550.048
34	2013/07/14	11:53:00	00:01:00.0	49.4	49.4	0.0	49.4	34	88099.33099
35	2013/07/14	11:54:00	00:01:00.0	44.7	44.7	0.0	44.7	35	29810.64261
36	2013/07/14	11:55:00	00:01:00.0	43.7	43.7	0.0	43.7	36	23692.66712
37	2013/07/14	11:56:00	00:01:00.0	42.9	42.9	0.0	42.9	37	19450.71053
38	2013/07/14	11:57:00	00:01:00.0	47.5	47.5	0.0	47.5	38	55931.76687
39	2013/07/14	11:58:00	00:01:00.0	47.7	47.7	0.0	47.7	39	58266.40771
40	2013/07/14	11:59:00	00:01:00.0	44.3	44.3	0.0	44.3	40	26785.98136
41	2013/07/14	12:00:00	00:01:00.0	45.1	45.1	0.0	45.1	41	32209.65468
42	2013/07/14	12:01:00	00:01:00.0	43.0	43.0	0.0	43.0	42	19855.40028
43	2013/07/14	12:02:00	00:01:00.0	43.7	43.7	0.0	43.7	43	23377.9928
44	2013/07/14	12:03:00	00:01:00.0	42.1	42.1	0.0	42.1	44	16356.06175
45	2013/07/14	12:04:00	00:01:00.0	42.3	42.3	0.0	42.3	45	17013.42907

Location 3 - Blackburn Lane

Record #	Date	Time	Duration	LAeq	Base Leq	Penalty	Base+Penalty	count	10 ^{^(leq/10)}
46	2013/07/14	12:05:00	00:01:00.0	41.3	41.3	0.0	41.3	46	13559.25155
47	2013/07/14	12:06:00	00:01:00.0	40.8	40.8	0.0	40.8	47	11958.81692
48	2013/07/14	12:07:00	00:01:00.0	41.6	41.6	0.0	41.6	48	14576.10061
49	2013/07/14	12:08:00	00:01:00.0	46.1	46.1	0.0	46.1	49	41095.72207
50	2013/07/14	12:09:00	00:01:00.0	46.5	46.5	0.0	46.5	50	44469.64471
51	2013/07/14	12:10:00	00:01:00.0	43.4	43.4	0.0	43.4	51	21850.6413
52	2013/07/14	12:11:00	00:01:00.0	42.8	42.8	0.0	42.8	52	18931.98367
53	2013/07/14	12:12:00	00:01:00.0	44.7	44.7	0.0	44.7	53	29739.50532
54	2013/07/14	12:13:00	00:01:00.0	51.4	51.4	0.0	51.4	54	138838.9651
55	2013/07/14	12:14:00	00:01:00.0	51.5	51.5	0.0	51.5	55	142512.3373
56	2013/07/14	12:15:00	00:01:00.0	50.8	50.8	0.0	50.8	56	120418.6675
57	2013/07/14	12:16:00	00:01:00.0	49.5	49.5	0.0	49.5	57	89602.57288
58	2013/07/14	12:17:00	00:01:00.0	53.0	53.0	0.0	53.0	58	197272.9761
59	2013/07/14	12:18:00	00:01:00.0	57.6	57.6	0.0	57.6	59	574297.0447
60	2013/07/14	12:19:00	00:01:00.0	42.0	42.0	0.0	42.0	60	16029.66302
61	2013/07/14	12:20:00	00:01:00.0	43.6	43.6	0.0	43.6	61	23106.98114
62	2013/07/14	12:21:00	00:01:00.0	44.5	44.5	0.0	44.5	62	28081.18138
63	2013/07/14	12:22:00	00:01:00.0	45.6	45.6	0.0	45.6	63	36350.04169
64	2013/07/14	12:23:00	00:01:00.0	41.3	41.3	0.0	41.3	64	13550.59575
65	2013/07/14	12:24:00	00:01:00.0	41.2	41.2	0.0	41.2	65	13118.61173
66	2013/07/14	12:25:00	00:01:00.0	42.7	42.7	0.0	42.7	66	18732.92156
67	2013/07/14	12:26:00	00:01:00.0	44.2	44.2	0.0	44.2	67	26195.51886
68	2013/07/14	12:27:00	00:01:00.0	48.1	48.1	0.0	48.1	68	64168.05538
69	2013/07/14	12:28:00	00:01:00.0	47.0	47.0	0.0	47.0	69	50021.04446
70	2013/07/14	12:29:00	00:01:00.0	46.9	46.9	0.0	46.9	70	48621.44373
71	2013/07/14	12:30:00	00:01:00.0	47.0	47.0	0.0	47.0	71	49951.97958
72	2013/07/14	12:31:00	00:01:00.0	44.9	44.9	0.0	44.9	72	30908.31304
73	2013/07/14	12:32:00	00:01:00.0	47.5	47.5	0.0	47.5	73	56653.51397
74	2013/07/14	12:33:00	00:01:00.0	46.0	46.0	0.0	46.0	74	39813.02504
75	2013/07/14	12:34:00	00:01:00.0	45.2	45.2	0.0	45.2	75	33355.26287
76	2013/07/14	12:35:00	00:01:00.0	45.3	45.3	0.0	45.3	76	33821.63833
77	2013/07/14	12:36:00	00:01:00.0	42.4	42.4	0.0	42.4	77	17248.23616
78	2013/07/14	12:37:00	00:01:00.0	42.8	42.8	0.0	42.8	78	19152.17803
79	2013/07/14	12:38:00	00:01:00.0	40.7	40.7	0.0	40.7	79	11843.9517
80	2013/07/14	12:39:00	00:01:00.0	40.5	40.5	0.0	40.5	80	11277.41267
81	2013/07/14	12:40:00	00:01:00.0	40.7	40.7	0.0	40.7	81	11621.18451
82	2013/07/14	12:41:00	00:01:00.0	39.2	39.2	0.0	39.2	82	8310.124761
83	2013/07/14	12:42:00	00:01:00.0	38.3	38.3	0.0	38.3	83	6695.419869
84	2013/07/14	12:43:00	00:01:00.0	38.0	38.0	0.0	38.0	84	6381.966627
85	2013/07/14	12:44:00	00:01:00.0	40.1	40.1	0.0	40.1	85	10321.79946
86	2013/07/14	12:45:00	00:01:00.0	38.4	38.4	0.0	38.4	86	6992.000335
87	2013/07/14	12:46:00	00:01:00.0	40.4	40.4	0.0	40.4	87	11034.39794
88	2013/07/14	12:47:00	00:01:00.0	39.6	39.6	0.0	39.6	88	9193.352069
89	2013/07/14	12:48:00	00:01:00.0	40.0	40.0	0.0	40.0	89	10104.52351
90	2013/07/14	12:49:00	00:01:00.0	40.4	40.4	0.0	40.4	90	10865.47931

Location 3 - Blackburn Lane

Record #	Date	Time	Duration	LAeq	Base Leq	Penalty	Base+Penalty	count	10 ^{^(leq/10)}
91	2013/07/14	12:50:00	00:01:00.0	41.3	41.3	0.0	41.3	91	13467.68842
92	2013/07/14	12:51:00	00:01:00.0	42.0	42.0	0.0	42.0	92	15987.63334
93	2013/07/14	12:52:00	00:01:00.0	41.8	41.8	0.0	41.8	93	14999.83307
94	2013/07/14	12:53:00	00:01:00.0	41.5	41.5	0.0	41.5	94	14180.68333
95	2013/07/14	12:54:00	00:01:00.0	42.8	42.8	0.0	42.8	95	19003.39084
96	2013/07/14	12:55:00	00:01:00.0	38.2	38.2	0.0	38.2	96	6610.099202
97	2013/07/14	12:56:00	00:01:00.0	39.0	39.0	0.0	39.0	97	8012.664003
98	2013/07/14	12:57:00	00:01:00.0	40.1	40.1	0.0	40.1	98	10288.04645
99	2013/07/14	12:58:00	00:01:00.0	43.6	43.6	0.0	43.6	99	22869.06201
100	2013/07/14	12:59:00	00:01:00.0	48.5	48.5	0.0	48.5	100	71286.15959
101	2013/07/14	13:00:00	00:01:00.0	46.8	46.8	0.0	46.8	101	47536.74261
102	2013/07/14	13:01:00	00:01:00.0	43.7	43.7	0.0	43.7	102	23270.98703
103	2013/07/14	13:02:00	00:01:00.0	42.0	42.0	0.0	42.0	103	15810.05609
104	2013/07/14	13:03:00	00:01:00.0	41.5	41.5	0.0	41.5	104	14264.93479
105	2013/07/14	13:04:00	00:01:00.0	40.7	40.7	0.0	40.7	105	11729.16979
106	2013/07/14	13:05:00	00:01:00.0	38.0	38.0	0.0	38.0	106	6290.100842
107	2013/07/14	13:06:00	00:01:00.0	38.9	38.9	0.0	38.9	107	7725.321548
108	2013/07/14	13:07:00	00:01:00.0	40.7	40.7	0.0	40.7	108	11668.6447
109	2013/07/14	13:08:00	00:01:00.0	42.6	42.6	0.0	42.6	109	18196.21901
110	2013/07/14	13:09:00	00:01:00.0	45.9	45.9	0.0	45.9	110	39189.50559
111	2013/07/14	13:10:00	00:01:00.0	43.6	43.6	0.0	43.6	111	22784.32994
112	2013/07/14	13:11:00	00:01:00.0	46.7	46.7	0.0	46.7	112	46368.63261
113	2013/07/14	13:12:00	00:01:00.0	40.9	40.9	0.0	40.9	113	12292.93784
114	2013/07/14	13:13:00	00:01:00.0	44.9	44.9	0.0	44.9	114	30630.2103
115	2013/07/14	13:14:00	00:01:00.0	41.6	41.6	0.0	41.6	115	14427.12144
116	2013/07/14	13:15:00	00:01:00.0	40.5	40.5	0.0	40.5	116	11150.50705
117	2013/07/14	13:16:00	00:01:00.0	39.8	39.8	0.0	39.8	117	9527.394571
118	2013/07/14	13:17:00	00:01:00.0	40.7	40.7	0.0	40.7	118	11707.94524
119	2013/07/14	13:18:00	00:01:00.0	42.0	42.0	0.0	42.0	119	15769.90423
120	2013/07/14	13:19:00	00:01:00.0	41.9	41.9	0.0	41.9	120	15542.54798
121	2013/07/14	13:20:00	00:01:00.0	42.9	42.9	0.0	42.9	121	19621.84624
122	2013/07/14	13:21:00	00:01:00.0	40.9	40.9	0.0	40.9	122	12397.65477
123	2013/07/14	13:22:00	00:01:00.0	50.2	50.2	0.0	50.2	123	105831.6284
124	2013/07/14	13:23:00	00:01:00.0	40.8	40.8	0.0	40.8	124	11992.40398
125	2013/07/14	13:24:00	00:01:00.0	44.2	44.2	0.0	44.2	125	26543.85084
126	2013/07/14	13:25:00	00:01:00.0	37.4	37.4	0.0	37.4	126	5551.626528
127	2013/07/14	13:26:00	00:01:00.0	45.4	45.4	0.0	45.4	127	34869.19653
128	2013/07/14	13:27:00	00:01:00.0	43.7	43.7	0.0	43.7	128	23536.06508
129	2013/07/14	13:28:00	00:01:00.0	43.0	43.0	0.0	43.0	129	20036.1322
130	2013/07/14	13:29:00	00:01:00.0	40.3	40.3	0.0	40.3	130	10787.92711
131	2013/07/14	13:30:00	00:01:00.0	40.7	40.7	0.0	40.7	131	11745.31462
132	2013/07/14	13:31:00	00:01:00.0	41.8	41.8	0.0	41.8	132	15272.17293
133	2013/07/14	13:32:00	00:01:00.0	39.3	39.3	0.0	39.3	133	8574.990401
134	2013/07/14	13:33:00	00:01:00.0	40.7	40.7	0.0	40.7	134	11654.51941
135	2013/07/14	13:34:00	00:01:00.0	39.2	39.2	0.0	39.2	135	8230.291014

Location 3 - Blackburn Lane

Record #	Date	Time	Duration	LAeq	Base Leq	Penalty	Base+Penalty	count	10 ^{^(leq/10)}
136	2013/07/14	13:35:00	00:01:00.0	38.8	38.8	0.0	38.8	136	7672.641664
137	2013/07/14	13:36:00	00:01:00.0	36.3	36.3	0.0	36.3	137	4225.47067
138	2013/07/14	13:37:00	00:01:00.0	39.9	39.9	0.0	39.9	138	9839.40303
139	2013/07/14	13:38:00	00:01:00.0	36.5	36.5	0.0	36.5	139	4457.636908
140	2013/07/14	13:39:00	00:01:00.0	39.7	39.7	0.0	39.7	140	9249.995256
141	2013/07/14	13:40:00	00:01:00.0	38.0	38.0	0.0	38.0	141	6303.568648
142	2013/07/14	13:41:00	00:01:00.0	42.1	42.1	0.0	42.1	142	16267.30227
143	2013/07/14	13:42:00	00:01:00.0	41.4	41.4	0.0	41.4	143	13897.63504
144	2013/07/14	13:43:00	00:01:00.0	46.5	46.5	0.0	46.5	144	45005.00385
145	2013/07/14	13:44:00	00:01:00.0	55.6	55.6	0.0	55.6	145	364927.8692
146	2013/07/14	13:45:00	00:01:00.0	42.4	42.4	0.0	42.4	146	17389.19143
147	2013/07/14	13:46:00	00:01:00.0	40.5	40.5	0.0	40.5	147	11311.51001
148	2013/07/14	13:47:00	00:01:00.0	54.9	54.9	0.0	54.9	148	310677.8802
149	2013/07/14	13:48:00	00:01:00.0	37.9	37.9	0.0	37.9	149	6096.36275
150	2013/07/14	13:49:00	00:01:00.0	37.4	37.4	0.0	37.4	150	5459.269726
151	2013/07/14	13:50:00	00:01:00.0	37.8	37.8	0.0	37.8	151	5986.377195
152	2013/07/14	13:51:00	00:01:00.0	38.2	38.2	0.0	38.2	152	6645.903273
153	2013/07/14	13:52:00	00:01:00.0	37.2	37.2	0.0	37.2	153	5305.688455
154	2013/07/14	13:53:00	00:01:00.0	40.3	40.3	0.0	40.3	154	10830.75704
155	2013/07/14	13:54:00	00:01:00.0	38.4	38.4	0.0	38.4	155	6917.303462
156	2013/07/14	13:55:00	00:01:00.0	35.9	35.9	0.0	35.9	156	3934.315938
157	2013/07/14	13:56:00	00:01:00.0	36.1	36.1	0.0	36.1	157	4113.732698
158	2013/07/14	13:57:00	00:01:00.0	36.7	36.7	0.0	36.7	158	4710.33542
159	2013/07/14	13:58:00	00:01:00.0	38.9	38.9	0.0	38.9	159	7690.06252
160	2013/07/14	13:59:00	00:01:00.0	39.5	39.5	0.0	39.5	160	8828.005181
161	2013/07/14	14:00:00	00:01:00.0	36.8	36.8	0.0	36.8	161	4741.814049
162	2013/07/14	14:01:00	00:01:00.0	38.4	38.4	0.0	38.4	162	6845.665107
163	2013/07/14	14:02:00	00:01:00.0	35.4	35.4	0.0	35.4	163	3451.183595
164	2013/07/14	14:03:00	00:01:00.0	40.2	40.2	0.0	40.2	164	10503.5101
165	2013/07/14	14:04:00	00:01:00.0	39.8	39.8	0.0	39.8	165	9594.949517
166	2013/07/14	14:05:00	00:01:00.0	40.9	40.9	0.0	40.9	166	12373.97058
167	2013/07/14	14:06:00	00:01:00.0	39.5	39.5	0.0	39.5	167	8826.415708
168	2013/07/14	14:07:00	00:01:00.0	45.1	45.1	0.0	45.1	168	32694.79988
169	2013/07/14	14:08:00	00:01:00.0	59.3	59.3	0.0	59.3	169	857040.465
170	2013/07/14	14:09:00	00:01:00.0	44.7	44.7	0.0	44.7	170	29525.94328
171	2013/07/14	14:10:00	00:01:00.0	44.7	44.7	0.0	44.7	171	29727.36098
172	2013/07/14	14:11:00	00:01:00.0	62.1	62.1	0.0	62.1	172	1605618.335
173	2013/07/14	14:12:00	00:01:00.0	59.1	59.1	0.0	59.1	173	822157.72
174	2013/07/14	14:13:00	00:01:00.0	38.2	38.2	0.0	38.2	174	6557.03089
175	2013/07/14	14:14:00	00:01:00.0	36.5	36.5	0.0	36.5	175	4503.280265
176	2013/07/14	14:15:00	00:01:00.0	41.3	41.3	0.0	41.3	176	13399.45149
177	2013/07/14	14:16:00	00:01:00.0	40.4	40.4	0.0	40.4	177	11002.10227
178	2013/07/14	14:17:00	00:01:00.0	47.7	47.7	0.0	47.7	178	58544.76919
179	2013/07/14	14:18:00	00:01:00.0	45.1	45.1	0.0	45.1	179	32304.91257
180	2013/07/14	14:19:00	00:01:00.0	45.6	45.6	0.0	45.6	180	36257.6938

Location 3 - Blackburn Lane

Record #	Date	Time	Duration	LAeq	Base Leq	Penalty	Base+Penalty	count	10 ^{^(leq/10)}
181	2013/07/14	14:20:00	00:01:00.0	45.6	45.6	0.0	45.6	181	36221.78756
182	2013/07/14	14:21:00	00:01:00.0	39.2	39.2	0.0	39.2	182	8310.380242
183	2013/07/14	14:22:00	00:01:00.0	35.5	35.5	0.0	35.5	183	3549.474267
184	2013/07/14	14:23:00	00:01:00.0	56.6	56.6	0.0	56.6	184	452789.134
185	2013/07/14	14:24:00	00:01:00.0	39.2	39.2	0.0	39.2	185	8401.145986
186	2013/07/14	14:25:00	00:01:00.0	40.1	40.1	0.0	40.1	186	10326.2157
187	2013/07/14	14:26:00	00:01:00.0	42.1	42.1	0.0	42.1	187	16104.6869
188	2013/07/14	14:27:00	00:01:00.0	39.3	39.3	0.0	39.3	188	8510.750917
189	2013/07/14	14:28:00	00:01:00.0	47.5	47.5	0.0	47.5	189	55949.60339
190	2013/07/14	14:29:00	00:01:00.0	47.5	47.5	0.0	47.5	190	56196.90164
191	2013/07/14	14:30:00	00:01:00.0	49.3	49.3	0.0	49.3	191	85852.85267
192	2013/07/14	14:31:00	00:01:00.0	47.4	47.4	0.0	47.4	192	55302.89661
193	2013/07/14	14:32:00	00:01:00.0	45.2	45.2	0.0	45.2	193	33256.49884
194	2013/07/14	14:33:00	00:01:00.0	44.3	44.3	0.0	44.3	194	26912.27009
195	2013/07/14	14:34:00	00:01:00.0	40.3	40.3	0.0	40.3	195	10832.66939
196	2013/07/14	14:35:00	00:01:00.0	41.8	41.8	0.0	41.8	196	14986.84779
197	2013/07/14	14:36:00	00:01:00.0	39.9	39.9	0.0	39.9	197	9755.188984
198	2013/07/14	14:37:00	00:01:00.0	39.7	39.7	0.0	39.7	198	9231.92693
199	2013/07/14	14:38:00	00:01:00.0	36.8	36.8	0.0	36.8	199	4738.349993
200	2013/07/14	14:39:00	00:01:00.0	37.7	37.7	0.0	37.7	200	5884.895692
201	2013/07/14	14:40:00	00:01:00.0	45.3	45.3	0.0	45.3	201	33840.44859
202	2013/07/14	14:41:00	00:01:00.0	42.8	42.8	0.0	42.8	202	19232.28625
203	2013/07/14	14:42:00	00:01:00.0	54.6	54.6	0.0	54.6	203	287247.4284
204	2013/07/14	14:43:00	00:01:00.0	45.0	45.0	0.0	45.0	204	31378.26685
205	2013/07/14	14:44:00	00:01:00.0	43.0	43.0	0.0	43.0	205	19727.14166
206	2013/07/14	14:45:00	00:01:00.0	40.6	40.6	0.0	40.6	206	11356.22912
207	2013/07/14	14:46:00	00:01:00.0	41.4	41.4	0.0	41.4	207	13792.67292
208	2013/07/14	14:47:00	00:01:00.0	42.4	42.4	0.0	42.4	208	17365.94455
209	2013/07/14	14:48:00	00:01:00.0	43.3	43.3	0.0	43.3	209	21541.72926
210	2013/07/14	14:49:00	00:01:00.0	46.5	46.5	0.0	46.5	210	44288.22752
211	2013/07/14	14:50:00	00:01:00.0	46.4	46.4	0.0	46.4	211	43409.56653
212	2013/07/14	14:51:00	00:01:00.0	46.4	46.4	0.0	46.4	212	43317.61941
213	2013/07/14	14:52:00	00:01:00.0	48.4	48.4	0.0	48.4	213	68537.15234
214	2013/07/14	14:53:00	00:01:00.0	53.3	53.3	0.0	53.3	214	213808.1904
215	2013/07/14	14:54:00	00:01:00.0	38.6	38.6	0.0	38.6	215	7257.916984
216	2013/07/14	14:55:00	00:01:00.0	42.2	42.2	0.0	42.2	216	16758.20597
217	2013/07/14	14:56:00	00:01:00.0	39.4	39.4	0.0	39.4	217	8803.396619
218	2013/07/14	14:57:00	00:01:00.0	39.4	39.4	0.0	39.4	218	8752.509047
219	2013/07/14	14:58:00	00:01:00.0	39.2	39.2	0.0	39.2	219	8359.901427
220	2013/07/14	14:59:00	00:01:00.0	49.2	49.2	0.0	49.2	220	83176.90314
221	2013/07/14	15:00:00	00:01:00.0	42.7	42.7	0.0	42.7	221	18469.1892
222	2013/07/14	15:01:00	00:01:00.0	49.5	49.5	0.0	49.5	222	89418.75198
223	2013/07/14	15:02:00	00:01:00.0	42.5	42.5	0.0	42.5	223	17915.63447
224	2013/07/14	15:03:00	00:01:00.0	41.0	41.0	0.0	41.0	224	12563.22846
225	2013/07/14	15:04:00	00:01:00.0	36.7	36.7	0.0	36.7	225	4640.420236

Location 3 - Blackburn Lane

Record #	Date	Time	Duration	LAeq	Base Leq	Penalty	Base+Penalty	count	10 ^{^(leq/10)}
226	2013/07/14	15:05:00	00:01:00.0	38.1	38.1	0.0	38.1	226	6387.092299
227	2013/07/14	15:06:00	00:01:00.0	38.2	38.2	0.0	38.2	227	6593.311926
228	2013/07/14	15:07:00	00:01:00.0	38.3	38.3	0.0	38.3	228	6696.384428
229	2013/07/14	15:08:00	00:01:00.0	38.9	38.9	0.0	38.9	229	7844.547031
230	2013/07/14	15:09:00	00:01:00.0	40.9	40.9	0.0	40.9	230	12422.1917
231	2013/07/14	15:10:00	00:01:00.0	40.5	40.5	0.0	40.5	231	11235.461
232	2013/07/14	15:11:00	00:01:00.0	42.3	42.3	0.0	42.3	232	17103.35996
233	2013/07/14	15:12:00	00:01:00.0	42.0	42.0	0.0	42.0	233	15999.01222
234	2013/07/14	15:13:00	00:01:00.0	39.4	39.4	0.0	39.4	234	8744.486547
235	2013/07/14	15:14:00	00:01:00.0	39.0	39.0	0.0	39.0	235	7879.268514
236	2013/07/14	15:15:00	00:01:00.0	39.6	39.6	0.0	39.6	236	9079.094286
237	2013/07/14	15:16:00	00:01:00.0	41.1	41.1	0.0	41.1	237	12876.08798
238	2013/07/14	15:17:00	00:01:00.0	42.9	42.9	0.0	42.9	238	19633.22475
239	2013/07/14	15:18:00	00:01:00.0	37.6	37.6	0.0	37.6	239	5774.640646
240	2013/07/14	15:19:00	00:01:00.0	37.0	37.0	0.0	37.0	240	5014.950461
241	2013/07/14	15:20:00	00:01:00.0	44.1	44.1	0.0	44.1	241	25804.09392
242	2013/07/14	15:21:00	00:01:00.0	38.4	38.4	0.0	38.4	242	6991.840657
243	2013/07/14	15:22:00	00:01:00.0	38.4	38.4	0.0	38.4	243	6977.092311
244	2013/07/14	15:23:00	00:01:00.0	38.8	38.8	0.0	38.8	244	7631.761976
245	2013/07/14	15:24:00	00:01:00.0	40.9	40.9	0.0	40.9	245	12279.2324
246	2013/07/14	15:25:00	00:01:00.0	42.3	42.3	0.0	42.3	246	17020.78312
247	2013/07/14	15:26:00	00:01:00.0	46.2	46.2	0.0	46.2	247	42147.80216
248	2013/07/14	15:27:00	00:01:00.0	50.7	50.7	0.0	50.7	248	118530.3729
249	2013/07/14	15:28:00	00:01:00.0	42.7	42.7	0.0	42.7	249	18807.04668
250	2013/07/14	15:29:00	00:01:00.0	42.5	42.5	0.0	42.5	250	17755.574
251	2013/07/14	15:30:00	00:01:00.0	41.8	41.8	0.0	41.8	251	15087.83806
252	2013/07/14	15:31:00	00:01:00.0	38.9	38.9	0.0	38.9	252	7832.518755
253	2013/07/14	15:32:00	00:01:00.0	40.8	40.8	0.0	40.8	253	12158.38439
254	2013/07/14	15:33:00	00:01:00.0	39.0	39.0	0.0	39.0	254	8031.456501
255	2013/07/14	15:34:00	00:01:00.0	42.5	42.5	0.0	42.5	255	17815.48514
256	2013/07/14	15:35:00	00:01:00.0	41.0	41.0	0.0	41.0	256	12471.49898
257	2013/07/14	15:36:00	00:01:00.0	41.5	41.5	0.0	41.5	257	13971.12077
258	2013/07/14	15:37:00	00:01:00.0	45.1	45.1	0.0	45.1	258	32695.74759
259	2013/07/14	15:38:00	00:01:00.0	40.1	40.1	0.0	40.1	259	10256.20539
260	2013/07/14	15:39:00	00:01:00.0	42.3	42.3	0.0	42.3	260	16852.04177
261	2013/07/14	15:40:00	00:01:00.0	41.2	41.2	0.0	41.2	261	13218.38619
262	2013/07/14	15:41:00	00:01:00.0	42.0	42.0	0.0	42.0	262	15699.17005
263	2013/07/14	15:42:00	00:01:00.0	47.3	47.3	0.0	47.3	263	53826.75887
264	2013/07/14	15:43:00	00:01:00.0	36.5	36.5	0.0	36.5	264	4448.390413
265	2013/07/14	15:44:00	00:01:00.0	41.4	41.4	0.0	41.4	265	13771.27019
266	2013/07/14	15:45:00	00:01:00.0	43.8	43.8	0.0	43.8	266	23732.59511
267	2013/07/14	15:46:00	00:01:00.0	46.7	46.7	0.0	46.7	267	47014.8144
268	2013/07/14	15:47:00	00:01:00.0	36.4	36.4	0.0	36.4	268	4356.285025
269	2013/07/14	15:48:00	00:01:00.0	38.4	38.4	0.0	38.4	269	6969.386986
270	2013/07/14	15:49:00	00:01:00.0	39.7	39.7	0.0	39.7	270	9428.559434

Location 3 - Blackburn Lane

Record #	Date	Time	Duration	LAeq	Base Leq	Penalty	Base+Penalty	count	10 ^{^(leq/10)}
271	2013/07/14	15:50:00	00:01:00.0	39.9	39.9	0.0	39.9	271	9685.901772
272	2013/07/14	15:51:00	00:01:00.0	41.0	41.0	0.0	41.0	272	12728.91129
273	2013/07/14	15:52:00	00:01:00.0	39.2	39.2	0.0	39.2	273	8260.6735
274	2013/07/14	15:53:00	00:01:00.0	41.3	41.3	0.0	41.3	274	13444.43975
275	2013/07/14	15:54:00	00:01:00.0	41.1	41.1	0.0	41.1	275	12974.29142
276	2013/07/14	15:55:00	00:01:00.0	38.4	38.4	0.0	38.4	276	6978.759447
277	2013/07/14	15:56:00	00:01:00.0	36.0	36.0	0.0	36.0	277	3979.764102
278	2013/07/14	15:57:00	00:01:00.0	36.4	36.4	0.0	36.4	278	4378.223348
279	2013/07/14	15:58:00	00:01:00.0	38.8	38.8	0.0	38.8	279	7593.56757
280	2013/07/14	15:59:00	00:01:00.0	41.8	41.8	0.0	41.8	280	14989.87581
281	2013/07/14	16:00:00	00:01:00.0	38.4	38.4	0.0	38.4	281	6872.19162
282	2013/07/14	16:01:00	00:01:00.0	39.3	39.3	0.0	39.3	282	8446.132057
283	2013/07/14	16:02:00	00:01:00.0	47.3	47.3	0.0	47.3	283	53183.7506
284	2013/07/14	16:03:00	00:01:00.0	50.6	50.6	0.0	50.6	284	114061.6336
285	2013/07/14	16:04:00	00:01:00.0	52.2	52.2	0.0	52.2	285	164166.7159
286	2013/07/14	16:05:00	00:01:00.0	54.9	54.9	0.0	54.9	286	309794.4324
287	2013/07/14	16:06:00	00:01:00.0	42.3	42.3	0.0	42.3	287	16794.08715
288	2013/07/14	16:07:00	00:01:00.0	42.3	42.3	0.0	42.3	288	16887.44152
289	2013/07/14	16:08:00	00:01:00.0	39.7	39.7	0.0	39.7	289	9401.203231
290	2013/07/14	16:09:00	00:01:00.0	41.1	41.1	0.0	41.1	290	12749.71309
291	2013/07/14	16:10:00	00:01:00.0	45.0	45.0	0.0	45.0	291	31688.45254
292	2013/07/14	16:11:00	00:01:00.0	43.9	43.9	0.0	43.9	292	24584.23292
293	2013/07/14	16:12:00	00:01:00.0	36.8	36.8	0.0	36.8	293	4835.172833
294	2013/07/14	16:13:00	00:01:00.0	33.6	33.6	0.0	33.6	294	2309.336627
295	2013/07/14	16:14:00	00:01:00.0	53.7	53.7	0.0	53.7	295	236931.4577
296	2013/07/14	16:15:00	00:01:00.0	35.9	35.9	0.0	35.9	296	3863.499138
297	2013/07/14	16:16:00	00:01:00.0	35.9	35.9	0.0	35.9	297	3914.581308
298	2013/07/14	16:17:00	00:01:00.0	38.6	38.6	0.0	38.6	298	7181.552472
299	2013/07/14	16:18:00	00:01:00.0	37.0	37.0	0.0	37.0	299	5020.48174
300	2013/07/14	16:19:00	00:01:00.0	41.0	41.0	0.0	41.0	300	12616.00964
301	2013/07/14	16:20:00	00:01:00.0	38.7	38.7	0.0	38.7	301	7340.623605
302	2013/07/14	16:21:00	00:01:00.0	44.2	44.2	0.0	44.2	302	26461.37339
303	2013/07/14	16:22:00	00:01:00.0	37.9	37.9	0.0	37.9	303	6174.151989
304	2013/07/14	16:23:00	00:01:00.0	32.6	32.6	0.0	32.6	304	1836.417103
305	2013/07/14	16:24:00	00:01:00.0	33.6	33.6	0.0	33.6	305	2278.641138
306	2013/07/14	16:25:00	00:01:00.0	33.5	33.5	0.0	33.5	306	2219.926797
307	2013/07/14	16:26:00	00:01:00.0	32.7	32.7	0.0	32.7	307	1843.533101
308	2013/07/14	16:27:00	00:01:00.0	33.7	33.7	0.0	33.7	308	2347.154963
309	2013/07/14	16:28:00	00:01:00.0	33.2	33.2	0.0	33.2	309	2070.681394
310	2013/07/14	16:29:00	00:01:00.0	45.5	45.5	0.0	45.5	310	35823.27343
311	2013/07/14	16:30:00	00:01:00.0	51.9	51.9	0.0	51.9	311	156651.1908
312	2013/07/14	16:31:00	00:01:00.0	53.5	53.5	0.0	53.5	312	222903.9828
313	2013/07/14	16:32:00	00:01:00.0	35.1	35.1	0.0	35.1	313	3222.88989
314	2013/07/14	16:33:00	00:01:00.0	35.4	35.4	0.0	35.4	314	3476.793476
315	2013/07/14	16:34:00	00:01:00.0	34.5	34.5	0.0	34.5	315	2841.657298

Location 3 - Blackburn Lane

Record #	Date	Time	Duration	LAeq	Base Leq	Penalty	Base+Penalty	count	10 ^{^(leq/10)}
316	2013/07/14	16:35:00	00:01:00.0	38.4	38.4	0.0	38.4	316	6922.06863
317	2013/07/14	16:36:00	00:01:00.0	42.5	42.5	0.0	42.5	317	17688.45167
318	2013/07/14	16:37:00	00:01:00.0	43.1	43.1	0.0	43.1	318	20317.47436
319	2013/07/14	16:38:00	00:01:00.0	37.2	37.2	0.0	37.2	319	5220.549489
320	2013/07/14	16:39:00	00:01:00.0	45.5	45.5	0.0	45.5	320	35470.83766
321	2013/07/14	16:40:00	00:01:00.0	40.1	40.1	0.0	40.1	321	10315.65432
322	2013/07/14	16:41:00	00:01:00.0	41.2	41.2	0.0	41.2	322	13310.46389
323	2013/07/14	16:42:00	00:01:00.0	44.3	44.3	0.0	44.3	323	27009.76736
324	2013/07/14	16:43:00	00:01:00.0	40.5	40.5	0.0	40.5	324	11166.67925
325	2013/07/14	16:44:00	00:01:00.0	52.4	52.4	0.0	52.4	325	173807.1638
326	2013/07/14	16:45:00	00:01:00.0	55.0	55.0	0.0	55.0	326	315270.9311
327	2013/07/14	16:46:00	00:01:00.0	48.2	48.2	0.0	48.2	327	65645.28252
328	2013/07/14	16:47:00	00:01:00.0	47.1	47.1	0.0	47.1	328	51465.5444
329	2013/07/14	16:48:00	00:01:00.0	51.1	51.1	0.0	51.1	329	128369.1357
330	2013/07/14	16:49:00	00:01:00.0	48.6	48.6	0.0	48.6	330	72481.12317
331	2013/07/14	16:50:00	00:01:00.0	48.0	48.0	0.0	48.0	331	63796.57494
332	2013/07/14	16:51:00	00:01:00.0	46.2	46.2	0.0	46.2	332	41390.64181
333	2013/07/14	16:52:00	00:01:00.0	44.8	44.8	0.0	44.8	333	30363.6231
334	2013/07/14	16:53:00	00:01:00.0	44.1	44.1	0.0	44.1	334	25601.1339
335	2013/07/14	16:54:00	00:01:00.0	45.6	45.6	0.0	45.6	335	36523.15472
336	2013/07/14	16:55:00	00:01:00.0	48.1	48.1	0.0	48.1	336	64774.49525
337	2013/07/14	16:56:00	00:01:00.0	45.7	45.7	0.0	45.7	337	36728.75913
338	2013/07/14	16:57:00	00:01:00.0	45.7	45.7	0.0	45.7	338	36756.70806
339	2013/07/14	16:58:00	00:01:00.0	44.5	44.5	0.0	44.5	339	28243.67786
340	2013/07/14	16:59:00	00:01:00.0	42.3	42.3	0.0	42.3	340	17036.7727
341	2013/07/14	17:00:00	00:01:00.0	41.2	41.2	0.0	41.2	341	13295.19191
342	2013/07/14	17:01:00	00:01:00.0	43.2	43.2	0.0	43.2	342	21093.996
343	2013/07/14	17:02:00	00:01:00.0	44.9	44.9	0.0	44.9	343	30678.81154
344	2013/07/14	17:03:00	00:01:00.0	44.4	44.4	0.0	44.4	344	27400.79819
345	2013/07/14	17:04:00	00:01:00.0	46.6	46.6	0.0	46.6	345	45384.03194
346	2013/07/14	17:05:00	00:01:00.0	41.9	41.9	0.0	41.9	346	15588.10326
347	2013/07/14	17:06:00	00:01:00.0	39.3	39.3	0.0	39.3	347	8436.44125
348	2013/07/14	17:07:00	00:01:00.0	41.1	41.1	0.0	41.1	348	13000.22082
349	2013/07/14	17:08:00	00:01:00.0	44.5	44.5	0.0	44.5	349	28330.3419
350	2013/07/14	17:09:00	00:01:00.0	40.1	40.1	0.0	40.1	350	10343.39079
351	2013/07/14	17:10:00	00:01:00.0	39.3	39.3	0.0	39.3	351	8580.143827
352	2013/07/14	17:11:00	00:01:00.0	41.7	41.7	0.0	41.7	352	14651.2562
353	2013/07/14	17:12:00	00:01:00.0	45.0	45.0	0.0	45.0	353	31787.86446
354	2013/07/14	17:13:00	00:01:00.0	42.3	42.3	0.0	42.3	354	17103.19471
355	2013/07/14	17:14:00	00:01:00.0	42.5	42.5	0.0	42.5	355	17656.56756
356	2013/07/14	17:15:00	00:01:00.0	39.9	39.9	0.0	39.9	356	9692.86363
357	2013/07/14	17:16:00	00:01:00.0	42.2	42.2	0.0	42.2	357	16714.53031
358	2013/07/14	17:17:00	00:01:00.0	39.3	39.3	0.0	39.3	358	8571.104778
359	2013/07/14	17:18:00	00:01:00.0	39.8	39.8	0.0	39.8	359	9474.79338
360	2013/07/14	17:19:00	00:01:00.0	39.2	39.2	0.0	39.2	360	8279.116785

Location 3 - Blackburn Lane

Record #	Date	Time	Duration	LAeq	Base Leq	Penalty	Base+Penalty	count	10 ^{^(leq/10)}
361	2013/07/14	17:20:00	00:01:00.0	37.9	37.9	0.0	37.9	361	6100.412354
362	2013/07/14	17:21:00	00:01:00.0	40.2	40.2	0.0	40.2	362	10584.25052
363	2013/07/14	17:22:00	00:01:00.0	61.6	61.6	0.0	61.6	363	1461226.311
364	2013/07/14	17:23:00	00:01:00.0	50.5	50.5	0.0	50.5	364	112391.2294
365	2013/07/14	17:24:00	00:01:00.0	52.4	52.4	0.0	52.4	365	171969.2292
366	2013/07/14	17:25:00	00:01:00.0	45.8	45.8	0.0	45.8	366	38237.15578
367	2013/07/14	17:26:00	00:01:00.0	43.9	43.9	0.0	43.9	367	24568.60386
368	2013/07/14	17:27:00	00:01:00.0	37.4	37.4	0.0	37.4	368	5540.70448
369	2013/07/14	17:28:00	00:01:00.0	38.5	38.5	0.0	38.5	369	7002.719387
370	2013/07/14	17:29:00	00:01:00.0	39.0	39.0	0.0	39.0	370	7868.928581
371	2013/07/14	17:30:00	00:01:00.0	41.3	41.3	0.0	41.3	371	13506.79449
372	2013/07/14	17:31:00	00:01:00.0	37.0	37.0	0.0	37.0	372	5036.629968
373	2013/07/14	17:32:00	00:01:00.0	37.2	37.2	0.0	37.2	373	5255.839444
374	2013/07/14	17:33:00	00:01:00.0	37.8	37.8	0.0	37.8	374	6094.39784
375	2013/07/14	17:34:00	00:01:00.0	39.0	39.0	0.0	39.0	375	7892.609421
376	2013/07/14	17:35:00	00:01:00.0	40.4	40.4	0.0	40.4	376	11061.22956
377	2013/07/14	17:36:00	00:01:00.0	38.6	38.6	0.0	38.6	377	7238.49256
378	2013/07/14	17:37:00	00:01:00.0	39.7	39.7	0.0	39.7	378	9322.950433
379	2013/07/14	17:38:00	00:01:00.0	39.7	39.7	0.0	39.7	379	9278.704314
380	2013/07/14	17:39:00	00:01:00.0	41.9	41.9	0.0	41.9	380	15580.23231
381	2013/07/14	17:40:00	00:01:00.0	39.1	39.1	0.0	39.1	381	8088.503813
382	2013/07/14	17:41:00	00:01:00.0	38.7	38.7	0.0	38.7	382	7498.303199
383	2013/07/14	17:42:00	00:01:00.0	40.1	40.1	0.0	40.1	383	10118.84091
384	2013/07/14	17:43:00	00:01:00.0	37.3	37.3	0.0	37.3	384	5352.313766
385	2013/07/14	17:44:00	00:01:00.0	37.3	37.3	0.0	37.3	385	5369.717981
386	2013/07/14	17:45:00	00:01:00.0	36.9	36.9	0.0	36.9	386	4850.942322
387	2013/07/14	17:46:00	00:01:00.0	37.9	37.9	0.0	37.9	387	6138.095995
388	2013/07/14	17:47:00	00:01:00.0	38.7	38.7	0.0	38.7	388	7356.831793
389	2013/07/14	17:48:00	00:01:00.0	39.5	39.5	0.0	39.5	389	9003.720339
390	2013/07/14	17:49:00	00:01:00.0	40.1	40.1	0.0	40.1	390	10249.163
391	2013/07/14	17:50:00	00:01:00.0	40.4	40.4	0.0	40.4	391	11011.56727
392	2013/07/14	17:51:00	00:01:00.0	43.5	43.5	0.0	43.5	392	22386.6018
393	2013/07/14	17:52:00	00:01:00.0	44.8	44.8	0.0	44.8	393	29993.92034
394	2013/07/14	17:53:00	00:01:00.0	42.2	42.2	0.0	42.2	394	16480.90761
395	2013/07/14	17:54:00	00:01:00.0	43.7	43.7	0.0	43.7	395	23335.6071
396	2013/07/14	17:55:00	00:01:00.0	40.3	40.3	0.0	40.3	396	10802.45374
397	2013/07/14	17:56:00	00:01:00.0	42.7	42.7	0.0	42.7	397	18425.48831
398	2013/07/14	17:57:00	00:01:00.0	47.2	47.2	0.0	47.2	398	52755.70604
399	2013/07/14	17:58:00	00:01:00.0	55.3	55.3	0.0	55.3	399	342191.5909
400	2013/07/14	17:59:00	00:01:00.0	36.8	36.8	0.0	36.8	400	4817.329987
401	2013/07/14	18:00:00	00:01:00.0	44.6	44.6	0.0	44.6	401	29032.22529
402	2013/07/14	18:01:00	00:01:00.0	43.0	43.0	0.0	43.0	402	20073.12435
403	2013/07/14	18:02:00	00:01:00.0	38.0	38.0	0.0	38.0	403	6363.343668
404	2013/07/14	18:03:00	00:01:00.0	39.7	39.7	0.0	39.7	404	9249.857134
405	2013/07/14	18:04:00	00:01:00.0	39.2	39.2	0.0	39.2	405	8384.794665

Location 3 - Blackburn Lane

Record #	Date	Time	Duration	LAeq	Base Leq	Penalty	Base+Penalty	count	10 ^{^(leq/10)}
406	2013/07/14	18:05:00	00:01:00.0	46.0	46.0	0.0	46.0	406	39720.35651
407	2013/07/14	18:06:00	00:01:00.0	45.9	45.9	0.0	45.9	407	38493.90749
408	2013/07/14	18:07:00	00:01:00.0	45.4	45.4	0.0	45.4	408	34969.03311
409	2013/07/14	18:08:00	00:01:00.0	40.2	40.2	0.0	40.2	409	10467.36067
410	2013/07/14	18:09:00	00:01:00.0	39.3	39.3	0.0	39.3	410	8609.072395
411	2013/07/14	18:10:00	00:01:00.0	40.5	40.5	0.0	40.5	411	11272.11436
412	2013/07/14	18:11:00	00:01:00.0	38.9	38.9	0.0	38.9	412	7771.684054
413	2013/07/14	18:12:00	00:01:00.0	37.3	37.3	0.0	37.3	413	5402.256812
414	2013/07/14	18:13:00	00:01:00.0	39.7	39.7	0.0	39.7	414	9335.307578
415	2013/07/14	18:14:00	00:01:00.0	38.9	38.9	0.0	38.9	415	7682.784407
416	2013/07/14	18:15:00	00:01:00.0	54.2	54.2	0.0	54.2	416	265167.9566
417	2013/07/14	18:16:00	00:01:00.0	39.4	39.4	0.0	39.4	417	8799.368852
418	2013/07/14	18:17:00	00:01:00.0	40.5	40.5	0.0	40.5	418	11109.46658
419	2013/07/14	18:18:00	00:01:00.0	45.8	45.8	0.0	45.8	419	38301.93127
420	2013/07/14	18:19:00	00:01:00.0	46.0	46.0	0.0	46.0	420	40011.27477
421	2013/07/14	18:20:00	00:01:00.0	35.3	35.3	0.0	35.3	421	3393.465694
422	2013/07/14	18:21:00	00:01:00.0	35.2	35.2	0.0	35.2	422	3309.54678
423	2013/07/14	18:22:00	00:01:00.0	43.4	43.4	0.0	43.4	423	21803.89914
424	2013/07/14	18:23:00	00:01:00.0	37.8	37.8	0.0	37.8	424	5964.301869
425	2013/07/14	18:24:00	00:01:00.0	36.0	36.0	0.0	36.0	425	4019.359717
426	2013/07/14	18:25:00	00:01:00.0	36.9	36.9	0.0	36.9	426	4930.135853
427	2013/07/14	18:26:00	00:01:00.0	37.0	37.0	0.0	37.0	427	4998.112184
428	2013/07/14	18:27:00	00:01:00.0	38.4	38.4	0.0	38.4	428	6921.80111
429	2013/07/14	18:28:00	00:01:00.0	38.5	38.5	0.0	38.5	429	7065.871347
430	2013/07/14	18:29:00	00:01:00.0	36.3	36.3	0.0	36.3	430	4248.462718
431	2013/07/14	18:30:00	00:01:00.0	36.7	36.7	0.0	36.7	431	4639.165001
432	2013/07/14	18:31:00	00:01:00.0	36.8	36.8	0.0	36.8	432	4788.575055
433	2013/07/14	18:32:00	00:01:00.0	45.8	45.8	0.0	45.8	433	37913.45256
434	2013/07/14	18:33:00	00:01:00.0	40.8	40.8	0.0	40.8	434	12014.58744
435	2013/07/14	18:34:00	00:01:00.0	43.0	43.0	0.0	43.0	435	20049.52957
436	2013/07/14	18:35:00	00:01:00.0	49.7	49.7	0.0	49.7	436	92725.36737
437	2013/07/14	18:36:00	00:01:00.0	50.9	50.9	0.0	50.9	437	124131.7138
438	2013/07/14	18:37:00	00:01:00.0	53.3	53.3	0.0	53.3	438	215289.2319
439	2013/07/14	18:38:00	00:01:00.0	55.6	55.6	0.0	55.6	439	361536.6999
440	2013/07/14	18:39:00	00:01:00.0	54.1	54.1	0.0	54.1	440	259010.1162
441	2013/07/14	18:40:00	00:01:00.0	51.8	51.8	0.0	51.8	441	153044.8251
442	2013/07/14	18:41:00	00:01:00.0	52.4	52.4	0.0	52.4	442	174590.4226
443	2013/07/14	18:42:00	00:01:00.0	52.3	52.3	0.0	52.3	443	169428.3093
444	2013/07/14	18:43:00	00:01:00.0	57.2	57.2	0.0	57.2	444	528610.4659
445	2013/07/14	18:44:00	00:01:00.0	47.0	47.0	0.0	47.0	445	50460.53058
446	2013/07/14	18:45:00	00:01:00.0	56.4	56.4	0.0	56.4	446	435309.8787
447	2013/07/14	18:46:00	00:01:00.0	43.0	43.0	0.0	43.0	447	20085.92894
448	2013/07/14	18:47:00	00:01:00.0	42.3	42.3	0.0	42.3	448	16893.59849
449	2013/07/14	18:48:00	00:01:00.0	42.8	42.8	0.0	42.8	449	18904.83102
450	2013/07/14	18:49:00	00:01:00.0	43.7	43.7	0.0	43.7	450	23296.44932

Location 3 - Blackburn Lane

Record #	Date	Time	Duration	LAeq	Base Leq	Penalty	Base+Penalty	count	10 ^{^(leq/10)}
451	2013/07/14	18:50:00	00:01:00.0	42.6	42.6	0.0	42.6	451	18269.26346
452	2013/07/14	18:51:00	00:01:00.0	42.3	42.3	0.0	42.3	452	17178.45918
453	2013/07/14	18:52:00	00:01:00.0	43.6	43.6	0.0	43.6	453	22989.33926
454	2013/07/14	18:53:00	00:01:00.0	42.8	42.8	0.0	42.8	454	18929.17354
455	2013/07/14	18:54:00	00:01:00.0	40.8	40.8	0.0	40.8	455	12042.01483
456	2013/07/14	18:55:00	00:01:00.0	42.7	42.7	0.0	42.7	456	18490.68057
457	2013/07/14	18:56:00	00:01:00.0	46.3	46.3	0.0	46.3	457	43118.77786
458	2013/07/14	18:57:00	00:01:00.0	46.3	46.3	0.0	46.3	458	42453.10596
459	2013/07/14	18:58:00	00:01:00.0	44.0	44.0	0.0	44.0	459	25063.03942
460	2013/07/14	18:59:00	00:01:00.0	46.3	46.3	0.0	46.3	460	42729.00785
461	2013/07/14	19:00:00	00:01:00.0	44.4	44.4	0.0	44.4	461	27516.13315
462	2013/07/14	19:01:00	00:01:00.0	44.0	44.0	0.0	44.0	462	25015.42324
463	2013/07/14	19:02:00	00:01:00.0	45.2	45.2	0.0	45.2	463	32914.94337
464	2013/07/14	19:03:00	00:01:00.0	44.8	44.8	0.0	44.8	464	30509.1644
465	2013/07/14	19:04:00	00:01:00.0	43.9	43.9	0.0	43.9	465	24272.2531
466	2013/07/14	19:05:00	00:01:00.0	44.0	44.0	0.0	44.0	466	25304.30581
467	2013/07/14	19:06:00	00:01:00.0	43.7	43.7	0.0	43.7	467	23238.26445
468	2013/07/14	19:07:00	00:01:00.0	44.7	44.7	0.0	44.7	468	29850.39123
469	2013/07/14	19:08:00	00:01:00.0	45.3	45.3	0.0	45.3	469	33945.419
470	2013/07/14	19:09:00	00:01:00.0	44.0	44.0	0.0	44.0	470	24982.81504
471	2013/07/14	19:10:00	00:01:00.0	49.7	49.7	0.0	49.7	471	93002.21045
472	2013/07/14	19:11:00	00:01:00.0	49.9	49.9	0.0	49.9	472	96815.89292
473	2013/07/14	19:12:00	00:01:00.0	48.6	48.6	0.0	48.6	473	73241.61622
474	2013/07/14	19:13:00	00:01:00.0	49.8	49.8	0.0	49.8	474	95392.01528
475	2013/07/14	19:14:00	00:01:00.0	50.8	50.8	0.0	50.8	475	119625.7802
476	2013/07/14	19:15:00	00:01:00.0	50.7	50.7	0.0	50.7	476	117710.7265
477	2013/07/14	19:16:00	00:01:00.0	45.7	45.7	0.0	45.7	477	37442.74593
478	2013/07/14	19:17:00	00:01:00.0	44.8	44.8	0.0	44.8	478	30398.84843
479	2013/07/14	19:18:00	00:01:00.0	42.3	42.3	0.0	42.3	479	17026.21101
480	2013/07/14	19:19:00	00:01:00.0	42.0	42.0	0.0	42.0	480	15708.16346
481	2013/07/14	19:20:00	00:01:00.0	44.5	44.5	0.0	44.5	481	27957.55914
482	2013/07/14	19:21:00	00:01:00.0	41.4	41.4	0.0	41.4	482	13749.99728
483	2013/07/14	19:22:00	00:01:00.0	42.8	42.8	0.0	42.8	483	19097.73342
484	2013/07/14	19:23:00	00:01:00.0	44.4	44.4	0.0	44.4	484	27833.57653
485	2013/07/14	19:24:00	00:01:00.0	49.0	49.0	0.0	49.0	485	78946.68673
486	2013/07/14	19:25:00	00:01:00.0	46.5	46.5	0.0	46.5	486	45026.67199
487	2013/07/14	19:26:00	00:01:00.0	49.0	49.0	0.0	49.0	487	79191.92094
488	2013/07/14	19:27:00	00:01:00.0	52.4	52.4	0.0	52.4	488	172563.7378
489	2013/07/14	19:28:00	00:01:00.0	49.6	49.6	0.0	49.6	489	91814.65091
490	2013/07/14	19:29:00	00:01:00.0	50.3	50.3	0.0	50.3	490	108299.3892
491	2013/07/14	19:30:00	00:01:00.0	47.6	47.6	0.0	47.6	491	57607.39149
492	2013/07/14	19:31:00	00:01:00.0	46.9	46.9	0.0	46.9	492	48607.4804
493	2013/07/14	19:32:00	00:01:00.0	46.1	46.1	0.0	46.1	493	40524.34352
494	2013/07/14	19:33:00	00:01:00.0	45.0	45.0	0.0	45.0	494	31586.85437
495	2013/07/14	19:34:00	00:01:00.0	44.0	44.0	0.0	44.0	495	24838.59954

Location 3 - Blackburn Lane

Record #	Date	Time	Duration	LAeq	Base Leq	Penalty	Base+Penalty	count	10 ^{^(leq/10)}
496	2013/07/14	19:35:00	00:01:00.0	48.0	48.0	0.0	48.0	496	63451.59604
497	2013/07/14	19:36:00	00:01:00.0	45.5	45.5	0.0	45.5	497	35180.40932
498	2013/07/14	19:37:00	00:01:00.0	45.4	45.4	0.0	45.4	498	35052.15609
499	2013/07/14	19:38:00	00:01:00.0	45.4	45.4	0.0	45.4	499	34994.29047
500	2013/07/14	19:39:00	00:01:00.0	45.9	45.9	0.0	45.9	500	38543.23662
501	2013/07/14	19:40:00	00:01:00.0	46.2	46.2	0.0	46.2	501	41474.70978
502	2013/07/14	19:41:00	00:01:00.0	45.2	45.2	0.0	45.2	502	32934.14612
503	2013/07/14	19:42:00	00:01:00.0	43.5	43.5	0.0	43.5	503	22617.03812
504	2013/07/14	19:43:00	00:01:00.0	45.7	45.7	0.0	45.7	504	37173.89889
505	2013/07/14	19:44:00	00:01:00.0	46.8	46.8	0.0	46.8	505	48242.7869
506	2013/07/14	19:45:00	00:01:00.0	48.6	48.6	0.0	48.6	506	71687.14493
507	2013/07/14	19:46:00	00:01:00.0	45.4	45.4	0.0	45.4	507	34561.22251
508	2013/07/14	19:47:00	00:01:00.0	42.8	42.8	0.0	42.8	508	19100.04848
509	2013/07/14	19:48:00	00:01:00.0	50.4	50.4	0.0	50.4	509	108957.5641
510	2013/07/14	19:49:00	00:01:00.0	43.9	43.9	0.0	43.9	510	24582.6998
511	2013/07/14	19:50:00	00:01:00.0	45.5	45.5	0.0	45.5	511	35124.58412
512	2013/07/14	19:51:00	00:01:00.0	43.5	43.5	0.0	43.5	512	22298.13338
513	2013/07/14	19:52:00	00:01:00.0	46.8	46.8	0.0	46.8	513	47668.78695
514	2013/07/14	19:53:00	00:01:00.0	47.6	47.6	0.0	47.6	514	57873.09789
515	2013/07/14	19:54:00	00:01:00.0	55.7	55.7	0.0	55.7	515	375158.6249
516	2013/07/14	19:55:00	00:01:00.0	54.2	54.2	0.0	54.2	516	265191.482
517	2013/07/14	19:56:00	00:01:00.0	46.2	46.2	0.0	46.2	517	41265.98287
518	2013/07/14	19:57:00	00:01:00.0	44.3	44.3	0.0	44.3	518	26845.50242
519	2013/07/14	19:58:00	00:01:00.0	44.2	44.2	0.0	44.2	519	26110.10994
520	2013/07/14	19:59:00	00:01:00.0	46.9	46.9	0.0	46.9	520	49534.71493
521	2013/07/14	20:00:00	00:01:00.0	45.0	45.0	0.0	45.0	521	31762.41034
522	2013/07/14	20:01:00	00:01:00.0	44.3	44.3	0.0	44.3	522	26878.20446
523	2013/07/14	20:02:00	00:01:00.0	45.2	45.2	0.0	45.2	523	33385.10172
524	2013/07/14	20:03:00	00:01:00.0	45.6	45.6	0.0	45.6	524	35952.4533
525	2013/07/14	20:04:00	00:01:00.0	49.3	49.3	0.0	49.3	525	85053.32862
526	2013/07/14	20:05:00	00:01:00.0	56.3	56.3	0.0	56.3	526	428874.2196
527	2013/07/14	20:06:00	00:01:00.0	48.2	48.2	0.0	48.2	527	66158.20675
528	2013/07/14	20:07:00	00:01:00.0	44.1	44.1	0.0	44.1	528	25607.22865
529	2013/07/14	20:08:00	00:01:00.0	45.7	45.7	0.0	45.7	529	37252.54342
530	2013/07/14	20:09:00	00:01:00.0	47.8	47.8	0.0	47.8	530	60917.53975
531	2013/07/14	20:10:00	00:01:00.0	45.5	45.5	0.0	45.5	531	35287.86237
532	2013/07/14	20:11:00	00:01:00.0	44.3	44.3	0.0	44.3	532	26739.17823
533	2013/07/14	20:12:00	00:01:00.0	46.1	46.1	0.0	46.1	533	40936.59005
534	2013/07/14	20:13:00	00:01:00.0	45.9	45.9	0.0	45.9	534	38663.84748
535	2013/07/14	20:14:00	00:01:00.0	46.5	46.5	0.0	46.5	535	45140.44241
536	2013/07/14	20:15:00	00:01:00.0	44.4	44.4	0.0	44.4	536	27594.43186
537	2013/07/14	20:16:00	00:01:00.0	45.0	45.0	0.0	45.0	537	31477.25863
538	2013/07/14	20:17:00	00:01:00.0	46.1	46.1	0.0	46.1	538	40795.0197
539	2013/07/14	20:18:00	00:01:00.0	51.3	51.3	0.0	51.3	539	134241.9052
540	2013/07/14	20:19:00	00:01:00.0	51.6	51.6	0.0	51.6	540	143221.3512

Location 3 - Blackburn Lane

Record #	Date	Time	Duration	LAeq	Base Leq	Penalty	Base+Penalty	count	10 ^{^(leq/10)}
541	2013/07/14	20:20:00	00:01:00.0	48.0	48.0	0.0	48.0	541	62604.68386
542	2013/07/14	20:21:00	00:01:00.0	46.4	46.4	0.0	46.4	542	43588.64792
543	2013/07/14	20:22:00	00:01:00.0	48.7	48.7	0.0	48.7	543	73317.6973
544	2013/07/14	20:23:00	00:01:00.0	47.2	47.2	0.0	47.2	544	52749.40434
545	2013/07/14	20:24:00	00:01:00.0	51.5	51.5	0.0	51.5	545	140514.8565
546	2013/07/14	20:25:00	00:01:00.0	50.3	50.3	0.0	50.3	546	107165.2774
547	2013/07/14	20:26:00	00:01:00.0	52.6	52.6	0.0	52.6	547	180989.3606
548	2013/07/14	20:27:00	00:01:00.0	43.1	43.1	0.0	43.1	548	20328.70272
549	2013/07/14	20:28:00	00:01:00.0	44.2	44.2	0.0	44.2	549	26038.79029
550	2013/07/14	20:29:00	00:01:00.0	45.7	45.7	0.0	45.7	550	36801.70979
551	2013/07/14	20:30:00	00:01:00.0	47.1	47.1	0.0	47.1	551	51837.52303
552	2013/07/14	20:31:00	00:01:00.0	49.4	49.4	0.0	49.4	552	87064.18798
553	2013/07/14	20:32:00	00:01:00.0	51.7	51.7	0.0	51.7	553	146250.9082
554	2013/07/14	20:33:00	00:01:00.0	49.1	49.1	0.0	49.1	554	81813.72311
555	2013/07/14	20:34:00	00:01:00.0	49.4	49.4	0.0	49.4	555	87154.70405
556	2013/07/14	20:35:00	00:01:00.0	47.9	47.9	0.0	47.9	556	61865.29202
557	2013/07/14	20:36:00	00:01:00.0	49.0	49.0	0.0	49.0	557	78642.43773
558	2013/07/14	20:37:00	00:01:00.0	45.1	45.1	0.0	45.1	558	32508.03644
559	2013/07/14	20:38:00	00:01:00.0	48.1	48.1	0.0	48.1	559	63875.35521
560	2013/07/14	20:39:00	00:01:00.0	49.8	49.8	0.0	49.8	560	96039.29412
561	2013/07/14	20:40:00	00:01:00.0	44.5	44.5	0.0	44.5	561	28331.53638
562	2013/07/14	20:41:00	00:01:00.0	48.0	48.0	0.0	48.0	562	62608.20331
563	2013/07/14	20:42:00	00:01:00.0	50.6	50.6	0.0	50.6	563	115530.3464
564	2013/07/14	20:43:00	00:01:00.0	50.6	50.6	0.0	50.6	564	114006.7439
565	2013/07/14	20:44:00	00:01:00.0	51.6	51.6	0.0	51.6	565	145455.3316
566	2013/07/14	20:45:00	00:01:00.0	52.4	52.4	0.0	52.4	566	174385.5082
567	2013/07/14	20:46:00	00:01:00.0	50.6	50.6	0.0	50.6	567	115361.9143
568	2013/07/14	20:47:00	00:01:00.0	54.1	54.1	0.0	54.1	568	259623.7426
569	2013/07/14	20:48:00	00:01:00.0	53.4	53.4	0.0	53.4	569	217163.4095
570	2013/07/14	20:49:00	00:01:00.0	46.9	46.9	0.0	46.9	570	49421.5019
571	2013/07/14	20:50:00	00:01:00.0	53.8	53.8	0.0	53.8	571	239395.5418
572	2013/07/14	20:51:00	00:01:00.0	46.0	46.0	0.0	46.0	572	39575.58727
573	2013/07/14	20:52:00	00:01:00.0	44.4	44.4	0.0	44.4	573	27758.45136
574	2013/07/14	20:53:00	00:01:00.0	45.2	45.2	0.0	45.2	574	33317.43114
575	2013/07/14	20:54:00	00:01:00.0	42.9	42.9	0.0	42.9	575	19413.29656
576	2013/07/14	20:55:00	00:01:00.0	42.7	42.7	0.0	42.7	576	18781.06298
577	2013/07/14	20:56:00	00:01:00.0	40.0	40.0	0.0	40.0	577	10048.72713
578	2013/07/14	20:57:00	00:01:00.0	55.3	55.3	0.0	55.3	578	335799.4193
579	2013/07/14	20:58:00	00:01:00.0	41.2	41.2	0.0	41.2	579	13145.89183
580	2013/07/14	20:59:00	00:01:00.0	40.2	40.2	0.0	40.2	580	10505.21704
581	2013/07/14	21:00:00	00:01:00.0	41.3	41.3	0.0	41.3	581	13491.97273
582	2013/07/14	21:01:00	00:01:00.0	46.4	46.4	0.0	46.4	582	44011.14814
583	2013/07/14	21:02:00	00:01:00.0	47.6	47.6	0.0	47.6	583	57019.40013
584	2013/07/14	21:03:00	00:01:00.0	44.3	44.3	0.0	44.3	584	26922.67319
585	2013/07/14	21:04:00	00:01:00.0	42.9	42.9	0.0	42.9	585	19467.52929

Location 3 - Blackburn Lane

Record #	Date	Time	Duration	LAeq	Base Leq	Penalty	Base+Penalty	count	10 ^{^(leq/10)}
586	2013/07/14	21:05:00	00:01:00.0	41.2	41.2	0.0	41.2	586	13277.63972
587	2013/07/14	21:06:00	00:01:00.0	42.8	42.8	0.0	42.8	587	18974.25238
588	2013/07/14	21:07:00	00:01:00.0	41.8	41.8	0.0	41.8	588	15132.3397
589	2013/07/14	21:08:00	00:01:00.0	40.9	40.9	0.0	40.9	589	12184.48106
590	2013/07/14	21:09:00	00:01:00.0	40.8	40.8	0.0	40.8	590	12030.6813
591	2013/07/14	21:10:00	00:01:00.0	43.5	43.5	0.0	43.5	591	22315.9441
592	2013/07/14	21:11:00	00:01:00.0	42.0	42.0	0.0	42.0	592	15769.32246
593	2013/07/14	21:12:00	00:01:00.0	42.8	42.8	0.0	42.8	593	18857.61459
594	2013/07/14	21:13:00	00:01:00.0	41.6	41.6	0.0	41.6	594	14540.37245
595	2013/07/14	21:14:00	00:01:00.0	41.8	41.8	0.0	41.8	595	14968.77144
596	2013/07/14	21:15:00	00:01:00.0	42.8	42.8	0.0	42.8	596	19138.70784
597	2013/07/14	21:16:00	00:01:00.0	44.1	44.1	0.0	44.1	597	25590.6795
598	2013/07/14	21:17:00	00:01:00.0	44.7	44.7	0.0	44.7	598	29272.28359
599	2013/07/14	21:18:00	00:01:00.0	44.9	44.9	0.0	44.9	599	30813.05914
600	2013/07/14	21:19:00	00:01:00.0	44.4	44.4	0.0	44.4	600	27421.60079
601	2013/07/14	21:20:00	00:01:00.0	44.8	44.8	0.0	44.8	601	30508.03889
602	2013/07/14	21:21:00	00:01:00.0	45.2	45.2	0.0	45.2	602	33208.77249
603	2013/07/14	21:22:00	00:01:00.0	45.0	45.0	0.0	45.0	603	31800.4595
604	2013/07/14	21:23:00	00:01:00.0	46.5	46.5	0.0	46.5	604	44524.63701
605	2013/07/14	21:24:00	00:01:00.0	44.7	44.7	0.0	44.7	605	29655.64096
606	2013/07/14	21:25:00	00:01:00.0	41.1	41.1	0.0	41.1	606	12873.13643
607	2013/07/14	21:26:00	00:01:00.0	41.2	41.2	0.0	41.2	607	13061.5478
608	2013/07/14	21:27:00	00:01:00.0	41.1	41.1	0.0	41.1	608	12867.15624
609	2013/07/14	21:28:00	00:01:00.0	42.2	42.2	0.0	42.2	609	16425.49892
610	2013/07/14	21:29:00	00:01:00.0	40.9	40.9	0.0	40.9	610	12425.20356
611	2013/07/14	21:30:00	00:01:00.0	42.4	42.4	0.0	42.4	611	17191.0933
612	2013/07/14	21:31:00	00:01:00.0	42.0	42.0	0.0	42.0	612	15805.76558
613	2013/07/14	21:32:00	00:01:00.0	42.3	42.3	0.0	42.3	613	16849.96958
614	2013/07/14	21:33:00	00:01:00.0	42.9	42.9	0.0	42.9	614	19608.95856
615	2013/07/14	21:34:00	00:01:00.0	43.7	43.7	0.0	43.7	615	23534.45262
616	2013/07/14	21:35:00	00:01:00.0	43.6	43.6	0.0	43.6	616	22868.96157
617	2013/07/14	21:36:00	00:01:00.0	44.0	44.0	0.0	44.0	617	25004.83464
618	2013/07/14	21:37:00	00:01:00.0	46.4	46.4	0.0	46.4	618	43261.19186
619	2013/07/14	21:38:00	00:01:00.0	44.9	44.9	0.0	44.9	619	31154.8796
620	2013/07/14	21:39:00	00:01:00.0	45.4	45.4	0.0	45.4	620	34934.80195
621	2013/07/14	21:40:00	00:01:00.0	44.4	44.4	0.0	44.4	621	27722.77891
622	2013/07/14	21:41:00	00:01:00.0	44.5	44.5	0.0	44.5	622	27988.37057
623	2013/07/14	21:42:00	00:01:00.0	44.5	44.5	0.0	44.5	623	28144.09964
624	2013/07/14	21:43:00	00:01:00.0	45.4	45.4	0.0	45.4	624	34521.6591
625	2013/07/14	21:44:00	00:01:00.0	45.2	45.2	0.0	45.2	625	33461.46157
626	2013/07/14	21:45:00	00:01:00.0	45.3	45.3	0.0	45.3	626	33737.37334
627	2013/07/14	21:46:00	00:01:00.0	45.9	45.9	0.0	45.9	627	38987.03945
628	2013/07/14	21:47:00	00:01:00.0	45.7	45.7	0.0	45.7	628	37253.06696
629	2013/07/14	21:48:00	00:01:00.0	45.7	45.7	0.0	45.7	629	36946.06643
630	2013/07/14	21:49:00	00:01:00.0	45.4	45.4	0.0	45.4	630	34509.10779

Location 3 - Blackburn Lane

Record #	Date	Time	Duration	LAeq	Base Leq	Penalty	Base+Penalty	count	10 ^{^(leq/10)}
631	2013/07/14	21:50:00	00:01:00.0	46.4	46.4	0.0	46.4	631	43713.21943
632	2013/07/14	21:51:00	00:01:00.0	46.8	46.8	0.0	46.8	632	48183.32929
633	2013/07/14	21:52:00	00:01:00.0	47.0	47.0	0.0	47.0	633	50674.79759
634	2013/07/14	21:53:00	00:01:00.0	46.9	46.9	0.0	46.9	634	49008.45326
635	2013/07/14	21:54:00	00:01:00.0	46.9	46.9	0.0	46.9	635	48748.40762
636	2013/07/14	21:55:00	00:01:00.0	47.6	47.6	0.0	47.6	636	57988.80945
637	2013/07/14	21:56:00	00:01:00.0	47.5	47.5	0.0	47.5	637	56480.90236
638	2013/07/14	21:57:00	00:01:00.0	47.2	47.2	0.0	47.2	638	53047.51809
639	2013/07/14	21:58:00	00:01:00.0	47.0	47.0	0.0	47.0	639	50344.49404
640	2013/07/14	21:59:00	00:01:00.0	47.3	47.3	0.0	47.3	640	53728.93178
641	2013/07/14	22:00:00	00:01:00.0	48.0	48.0	10.0	58.0	641	623882.3389
642	2013/07/14	22:01:00	00:01:00.0	49.5	49.5	10.0	59.5	642	888762.6227
643	2013/07/14	22:02:00	00:01:00.0	47.8	47.8	10.0	57.8	643	605477.4974
644	2013/07/14	22:03:00	00:01:00.0	47.7	47.7	10.0	57.7	644	593877.538
645	2013/07/14	22:04:00	00:01:00.0	47.8	47.8	10.0	57.8	645	599646.0452
646	2013/07/14	22:05:00	00:01:00.0	48.1	48.1	10.0	58.1	646	649323.4539
647	2013/07/14	22:06:00	00:01:00.0	47.3	47.3	10.0	57.3	647	538164.529
648	2013/07/14	22:07:00	00:01:00.0	48.5	48.5	10.0	58.5	648	706185.0729
649	2013/07/14	22:08:00	00:01:00.0	48.5	48.5	10.0	58.5	649	713243.0255
650	2013/07/14	22:09:00	00:01:00.0	48.3	48.3	10.0	58.3	650	680551.4234
651	2013/07/14	22:10:00	00:01:00.0	48.4	48.4	10.0	58.4	651	696434.455
652	2013/07/14	22:11:00	00:01:00.0	48.6	48.6	10.0	58.6	652	726691.7843
653	2013/07/14	22:12:00	00:01:00.0	48.7	48.7	10.0	58.7	653	743964.6095
654	2013/07/14	22:13:00	00:01:00.0	48.3	48.3	10.0	58.3	654	676885.6222
655	2013/07/14	22:14:00	00:01:00.0	48.5	48.5	10.0	58.5	655	702921.2327
656	2013/07/14	22:15:00	00:01:00.0	47.9	47.9	10.0	57.9	656	614387.8402
657	2013/07/14	22:16:00	00:01:00.0	47.2	47.2	10.0	57.2	657	525736.7745
658	2013/07/14	22:17:00	00:01:00.0	47.0	47.0	10.0	57.0	658	506004.2975
659	2013/07/14	22:18:00	00:01:00.0	47.1	47.1	10.0	57.1	659	518704.5337
660	2013/07/14	22:19:00	00:01:00.0	47.3	47.3	10.0	57.3	660	541917.1266
661	2013/07/14	22:20:00	00:01:00.0	47.4	47.4	10.0	57.4	661	555665.6335
662	2013/07/14	22:21:00	00:01:00.0	47.6	47.6	10.0	57.6	662	580597.5493
663	2013/07/14	22:22:00	00:01:00.0	47.0	47.0	10.0	57.0	663	499752.3935
664	2013/07/14	22:23:00	00:01:00.0	47.2	47.2	10.0	57.2	664	524690.4783
665	2013/07/14	22:24:00	00:01:00.0	47.2	47.2	10.0	57.2	665	519225.5605
666	2013/07/14	22:25:00	00:01:00.0	47.1	47.1	10.0	57.1	666	515269.2498
667	2013/07/14	22:26:00	00:01:00.0	47.3	47.3	10.0	57.3	667	542359.5128
668	2013/07/14	22:27:00	00:01:00.0	47.2	47.2	10.0	57.2	668	529372.9541
669	2013/07/14	22:28:00	00:01:00.0	47.3	47.3	10.0	57.3	669	541119.4592
670	2013/07/14	22:29:00	00:01:00.0	47.3	47.3	10.0	57.3	670	540773.0755
671	2013/07/14	22:30:00	00:01:00.0	47.4	47.4	10.0	57.4	671	545330.2916
672	2013/07/14	22:31:00	00:01:00.0	47.6	47.6	10.0	57.6	672	569583.3046
673	2013/07/14	22:32:00	00:01:00.0	47.2	47.2	10.0	57.2	673	528438.6978
674	2013/07/14	22:33:00	00:01:00.0	48.9	48.9	10.0	58.9	674	782087.9872
675	2013/07/14	22:34:00	00:01:00.0	48.3	48.3	10.0	58.3	675	682507.7539

Location 3 - Blackburn Lane

Record #	Date	Time	Duration	LAeq	Base Leq	Penalty	Base+Penalty	count	10 ^{^(leq/10)}
676	2013/07/14	22:35:00	00:01:00.0	47.9	47.9	10.0	57.9	676	619224.3015
677	2013/07/14	22:36:00	00:01:00.0	47.4	47.4	10.0	57.4	677	545840.6651
678	2013/07/14	22:37:00	00:01:00.0	46.9	46.9	10.0	56.9	678	489014.2536
679	2013/07/14	22:38:00	00:01:00.0	47.2	47.2	10.0	57.2	679	527098.0423
680	2013/07/14	22:39:00	00:01:00.0	47.4	47.4	10.0	57.4	680	545484.0722
681	2013/07/14	22:40:00	00:01:00.0	47.3	47.3	10.0	57.3	681	532550.8522
682	2013/07/14	22:41:00	00:01:00.0	46.9	46.9	10.0	56.9	682	484957.0504
683	2013/07/14	22:42:00	00:01:00.0	47.3	47.3	10.0	57.3	683	538870.7416
684	2013/07/14	22:43:00	00:01:00.0	47.6	47.6	10.0	57.6	684	572052.6337
685	2013/07/14	22:44:00	00:01:00.0	47.4	47.4	10.0	57.4	685	554459.4394
686	2013/07/14	22:45:00	00:01:00.0	47.9	47.9	10.0	57.9	686	617998.4648
687	2013/07/14	22:46:00	00:01:00.0	47.4	47.4	10.0	57.4	687	554840.9061
688	2013/07/14	22:47:00	00:01:00.0	47.1	47.1	10.0	57.1	688	512873.8174
689	2013/07/14	22:48:00	00:01:00.0	47.2	47.2	10.0	57.2	689	522940.2524
690	2013/07/14	22:49:00	00:01:00.0	46.4	46.4	10.0	56.4	690	441555.0108
691	2013/07/14	22:50:00	00:01:00.0	46.9	46.9	10.0	56.9	691	489088.5686
692	2013/07/14	22:51:00	00:01:00.0	46.0	46.0	10.0	56.0	692	399735.473
693	2013/07/14	22:52:00	00:01:00.0	47.1	47.1	10.0	57.1	693	511858.066
694	2013/07/14	22:53:00	00:01:00.0	46.6	46.6	10.0	56.6	694	459752.4292
695	2013/07/14	22:54:00	00:01:00.0	46.1	46.1	10.0	56.1	695	402786.655
696	2013/07/14	22:55:00	00:01:00.0	47.0	47.0	10.0	57.0	696	500792.9462
697	2013/07/14	22:56:00	00:01:00.0	46.5	46.5	10.0	56.5	697	450479.5488
698	2013/07/14	22:57:00	00:01:00.0	46.4	46.4	10.0	56.4	698	439922.8712
699	2013/07/14	22:58:00	00:01:00.0	46.4	46.4	10.0	56.4	699	431972.106
700	2013/07/14	22:59:00	00:01:00.0	47.0	47.0	10.0	57.0	700	495492.4928
701	2013/07/14	23:00:00	00:01:00.0	46.6	46.6	10.0	56.6	701	451976.1402
702	2013/07/14	23:01:00	00:01:00.0	46.3	46.3	10.0	56.3	702	422367.839
703	2013/07/14	23:02:00	00:01:00.0	47.1	47.1	10.0	57.1	703	512434.3264
704	2013/07/14	23:03:00	00:01:00.0	47.1	47.1	10.0	57.1	704	510301.6773
705	2013/07/14	23:04:00	00:01:00.0	47.3	47.3	10.0	57.3	705	533964.0005
706	2013/07/14	23:05:00	00:01:00.0	47.6	47.6	10.0	57.6	706	580264.6295
707	2013/07/14	23:06:00	00:01:00.0	48.0	48.0	10.0	58.0	707	631226.1945
708	2013/07/14	23:07:00	00:01:00.0	47.2	47.2	10.0	57.2	708	524393.7616
709	2013/07/14	23:08:00	00:01:00.0	47.5	47.5	10.0	57.5	709	568327.9292
710	2013/07/14	23:09:00	00:01:00.0	46.4	46.4	10.0	56.4	710	437958.1085
711	2013/07/14	23:10:00	00:01:00.0	47.0	47.0	10.0	57.0	711	500065.4741
712	2013/07/14	23:11:00	00:01:00.0	47.4	47.4	10.0	57.4	712	554644.0501
713	2013/07/14	23:12:00	00:01:00.0	46.9	46.9	10.0	56.9	713	490837.1477
714	2013/07/14	23:13:00	00:01:00.0	47.8	47.8	10.0	57.8	714	598988.0203
715	2013/07/14	23:14:00	00:01:00.0	47.5	47.5	10.0	57.5	715	561904.8501
716	2013/07/14	23:15:00	00:01:00.0	47.1	47.1	10.0	57.1	716	510944.3981
717	2013/07/14	23:16:00	00:01:00.0	47.3	47.3	10.0	57.3	717	533103.1126
718	2013/07/14	23:17:00	00:01:00.0	47.0	47.0	10.0	57.0	718	500287.3399
719	2013/07/14	23:18:00	00:01:00.0	47.4	47.4	10.0	57.4	719	554123.4983
720	2013/07/14	23:19:00	00:01:00.0	47.1	47.1	10.0	57.1	720	516237.3542

Location 3 - Blackburn Lane

Record #	Date	Time	Duration	LAeq	Base Leq	Penalty	Base+Penalty	count	10 ^{^(leq/10)}
721	2013/07/14	23:20:00	00:01:00.0	46.7	46.7	10.0	56.7	721	465210.448
722	2013/07/14	23:21:00	00:01:00.0	46.4	46.4	10.0	56.4	722	435701.2105
723	2013/07/14	23:22:00	00:01:00.0	46.9	46.9	10.0	56.9	723	495141.3914
724	2013/07/14	23:23:00	00:01:00.0	46.4	46.4	10.0	56.4	724	438441.5429
725	2013/07/14	23:24:00	00:01:00.0	46.4	46.4	10.0	56.4	725	437890.4087
726	2013/07/14	23:25:00	00:01:00.0	46.5	46.5	10.0	56.5	726	446854.6903
727	2013/07/14	23:26:00	00:01:00.0	46.4	46.4	10.0	56.4	727	432265.1251
728	2013/07/14	23:27:00	00:01:00.0	46.2	46.2	10.0	56.2	728	416071.9826
729	2013/07/14	23:28:00	00:01:00.0	46.5	46.5	10.0	56.5	729	442646.2073
730	2013/07/14	23:29:00	00:01:00.0	47.2	47.2	10.0	57.2	730	520245.422
731	2013/07/14	23:30:00	00:01:00.0	46.1	46.1	10.0	56.1	731	411721.3841
732	2013/07/14	23:31:00	00:01:00.0	46.4	46.4	10.0	56.4	732	439338.23
733	2013/07/14	23:32:00	00:01:00.0	46.5	46.5	10.0	56.5	733	441595.7366
734	2013/07/14	23:33:00	00:01:00.0	46.4	46.4	10.0	56.4	734	440414.277
735	2013/07/14	23:34:00	00:01:00.0	45.8	45.8	10.0	55.8	735	377829.3445
736	2013/07/14	23:35:00	00:01:00.0	46.2	46.2	10.0	56.2	736	419738.2929
737	2013/07/14	23:36:00	00:01:00.0	46.7	46.7	10.0	56.7	737	466786.3184
738	2013/07/14	23:37:00	00:01:00.0	46.6	46.6	10.0	56.6	738	461129.1275
739	2013/07/14	23:38:00	00:01:00.0	46.2	46.2	10.0	56.2	739	415212.2051
740	2013/07/14	23:39:00	00:01:00.0	45.7	45.7	10.0	55.7	740	375730.1296
741	2013/07/14	23:40:00	00:01:00.0	45.5	45.5	10.0	55.5	741	352333.2118
742	2013/07/14	23:41:00	00:01:00.0	46.5	46.5	10.0	56.5	742	442055.2288
743	2013/07/14	23:42:00	00:01:00.0	48.3	48.3	10.0	58.3	743	668456.0537
744	2013/07/14	23:43:00	00:01:00.0	47.7	47.7	10.0	57.7	744	588572.2806
745	2013/07/14	23:44:00	00:01:00.0	47.3	47.3	10.0	57.3	745	538781.2904
746	2013/07/14	23:45:00	00:01:00.0	46.3	46.3	10.0	56.3	746	424684.7196
747	2013/07/14	23:46:00	00:01:00.0	46.7	46.7	10.0	56.7	747	471105.1245
748	2013/07/14	23:47:00	00:01:00.0	46.7	46.7	10.0	56.7	748	465496.5737
749	2013/07/14	23:48:00	00:01:00.0	47.7	47.7	10.0	57.7	749	589628.9055
750	2013/07/14	23:49:00	00:01:00.0	47.6	47.6	10.0	57.6	750	580246.2812
751	2013/07/14	23:50:00	00:01:00.0	47.1	47.1	10.0	57.1	751	507547.1336
752	2013/07/14	23:51:00	00:01:00.0	46.6	46.6	10.0	56.6	752	452411.0651
753	2013/07/14	23:52:00	00:01:00.0	46.5	46.5	10.0	56.5	753	451577.7272
754	2013/07/14	23:53:00	00:01:00.0	45.9	45.9	10.0	55.9	754	390024.8697
755	2013/07/14	23:54:00	00:01:00.0	46.1	46.1	10.0	56.1	755	404234.5007
756	2013/07/14	23:55:00	00:01:00.0	45.9	45.9	10.0	55.9	756	393046.4639
757	2013/07/14	23:56:00	00:01:00.0	45.6	45.6	10.0	55.6	757	366559.5308
758	2013/07/14	23:57:00	00:01:00.0	45.7	45.7	10.0	55.7	758	375159.6135
759	2013/07/14	23:58:00	00:01:00.0	46.2	46.2	10.0	56.2	759	417632.508
760	2013/07/14	23:59:00	00:01:00.0	45.9	45.9	10.0	55.9	760	387312.5089
761	2013/07/15	00:00:00	00:01:00.0	46.2	46.2	10.0	56.2	761	417049.6484
762	2013/07/15	00:01:00	00:01:00.0	46.3	46.3	10.0	56.3	762	423112.3369
763	2013/07/15	00:02:00	00:01:00.0	46.3	46.3	10.0	56.3	763	430884.5138
764	2013/07/15	00:03:00	00:01:00.0	47.2	47.2	10.0	57.2	764	520683.8371
765	2013/07/15	00:04:00	00:01:00.0	47.0	47.0	10.0	57.0	765	499920.5457

Location 3 - Blackburn Lane

Record #	Date	Time	Duration	LAeq	Base Leq	Penalty	Base+Penalty	count	10 ^{^(leq/10)}
766	2013/07/15	00:05:00	00:01:00.0	46.5	46.5	10.0	56.5	766	450615.6854
767	2013/07/15	00:06:00	00:01:00.0	46.8	46.8	10.0	56.8	767	478777.1753
768	2013/07/15	00:07:00	00:01:00.0	46.4	46.4	10.0	56.4	768	435693.1737
769	2013/07/15	00:08:00	00:01:00.0	46.5	46.5	10.0	56.5	769	451417.5087
770	2013/07/15	00:09:00	00:01:00.0	45.5	45.5	10.0	55.5	770	352442.4743
771	2013/07/15	00:10:00	00:01:00.0	45.6	45.6	10.0	55.6	771	362190.833
772	2013/07/15	00:11:00	00:01:00.0	44.9	44.9	10.0	54.9	772	312599.2051
773	2013/07/15	00:12:00	00:01:00.0	44.5	44.5	10.0	54.5	773	284143.7657
774	2013/07/15	00:13:00	00:01:00.0	46.5	46.5	10.0	56.5	774	445935.6117
775	2013/07/15	00:14:00	00:01:00.0	45.1	45.1	10.0	55.1	775	326158.0604
776	2013/07/15	00:15:00	00:01:00.0	46.6	46.6	10.0	56.6	776	460194.4328
777	2013/07/15	00:16:00	00:01:00.0	47.0	47.0	10.0	57.0	777	496026.8005
778	2013/07/15	00:17:00	00:01:00.0	46.9	46.9	10.0	56.9	778	486584.8519
779	2013/07/15	00:18:00	00:01:00.0	45.9	45.9	10.0	55.9	779	386528.4567
780	2013/07/15	00:19:00	00:01:00.0	45.3	45.3	10.0	55.3	780	339503.0926
781	2013/07/15	00:20:00	00:01:00.0	45.6	45.6	10.0	55.6	781	364528.3741
782	2013/07/15	00:21:00	00:01:00.0	46.1	46.1	10.0	56.1	782	406141.0716
783	2013/07/15	00:22:00	00:01:00.0	51.3	51.3	10.0	61.3	783	1354088.688
784	2013/07/15	00:23:00	00:01:00.0	44.0	44.0	10.0	54.0	784	252363.1768
785	2013/07/15	00:24:00	00:01:00.0	44.8	44.8	10.0	54.8	785	304142.8572
786	2013/07/15	00:25:00	00:01:00.0	47.2	47.2	10.0	57.2	786	520308.9441
787	2013/07/15	00:26:00	00:01:00.0	46.0	46.0	10.0	56.0	787	397544.5772
788	2013/07/15	00:27:00	00:01:00.0	46.2	46.2	10.0	56.2	788	414564.9878
789	2013/07/15	00:28:00	00:01:00.0	44.9	44.9	10.0	54.9	789	307009.432
790	2013/07/15	00:29:00	00:01:00.0	44.9	44.9	10.0	54.9	790	307351.02
791	2013/07/15	00:30:00	00:01:00.0	45.9	45.9	10.0	55.9	791	391407.2452
792	2013/07/15	00:31:00	00:01:00.0	45.9	45.9	10.0	55.9	792	386823.267
793	2013/07/15	00:32:00	00:01:00.0	45.1	45.1	10.0	55.1	793	325198.3137
794	2013/07/15	00:33:00	00:01:00.0	52.3	52.3	10.0	62.3	794	1710453.18
795	2013/07/15	00:34:00	00:01:00.0	43.3	43.3	10.0	53.3	795	212739.0865
796	2013/07/15	00:35:00	00:01:00.0	43.1	43.1	10.0	53.1	796	204968.6636
797	2013/07/15	00:36:00	00:01:00.0	42.7	42.7	10.0	52.7	797	186200.8957
798	2013/07/15	00:37:00	00:01:00.0	43.1	43.1	10.0	53.1	798	204399.8154
799	2013/07/15	00:38:00	00:01:00.0	43.2	43.2	10.0	53.2	799	206934.3177
800	2013/07/15	00:39:00	00:01:00.0	42.8	42.8	10.0	52.8	800	192558.6642
801	2013/07/15	00:40:00	00:01:00.0	42.9	42.9	10.0	52.9	801	195842.407
802	2013/07/15	00:41:00	00:01:00.0	43.3	43.3	10.0	53.3	802	214224.0121
803	2013/07/15	00:42:00	00:01:00.0	43.4	43.4	10.0	53.4	803	219570.7464
804	2013/07/15	00:43:00	00:01:00.0	43.5	43.5	10.0	53.5	804	224316.9656
805	2013/07/15	00:44:00	00:01:00.0	43.6	43.6	10.0	53.6	805	226623.1838
806	2013/07/15	00:45:00	00:01:00.0	42.9	42.9	10.0	52.9	806	194815.3892
807	2013/07/15	00:46:00	00:01:00.0	42.6	42.6	10.0	52.6	807	183312.9433
808	2013/07/15	00:47:00	00:01:00.0	43.1	43.1	10.0	53.1	808	206454.1096
809	2013/07/15	00:48:00	00:01:00.0	42.8	42.8	10.0	52.8	809	192664.2347
810	2013/07/15	00:49:00	00:01:00.0	43.0	43.0	10.0	53.0	810	201453.3173

Location 3 - Blackburn Lane

Record #	Date	Time	Duration	LAeq	Base Leq	Penalty	Base+Penalty	count	10 ^{^(leq/10)}
811	2013/07/15	00:50:00	00:01:00.0	42.9	42.9	10.0	52.9	811	195609.9721
812	2013/07/15	00:51:00	00:01:00.0	42.9	42.9	10.0	52.9	812	194536.4934
813	2013/07/15	00:52:00	00:01:00.0	42.9	42.9	10.0	52.9	813	193771.7998
814	2013/07/15	00:53:00	00:01:00.0	42.4	42.4	10.0	52.4	814	173941.2566
815	2013/07/15	00:54:00	00:01:00.0	42.4	42.4	10.0	52.4	815	173986.6394
816	2013/07/15	00:55:00	00:01:00.0	42.5	42.5	10.0	52.5	816	178083.352
817	2013/07/15	00:56:00	00:01:00.0	42.7	42.7	10.0	52.7	817	185391.4392
818	2013/07/15	00:57:00	00:01:00.0	42.8	42.8	10.0	52.8	818	191563.0002
819	2013/07/15	00:58:00	00:01:00.0	42.8	42.8	10.0	52.8	819	191602.8826
820	2013/07/15	00:59:00	00:01:00.0	42.7	42.7	10.0	52.7	820	184122.0577
821	2013/07/15	01:00:00	00:01:00.0	42.6	42.6	10.0	52.6	821	180174.0709
822	2013/07/15	01:01:00	00:01:00.0	42.5	42.5	10.0	52.5	822	176162.7486
823	2013/07/15	01:02:00	00:01:00.0	42.5	42.5	10.0	52.5	823	179669.9318
824	2013/07/15	01:03:00	00:01:00.0	42.9	42.9	10.0	52.9	824	195282.0763
825	2013/07/15	01:04:00	00:01:00.0	42.7	42.7	10.0	52.7	825	186687.9371
826	2013/07/15	01:05:00	00:01:00.0	42.7	42.7	10.0	52.7	826	185332.6627
827	2013/07/15	01:06:00	00:01:00.0	42.8	42.8	10.0	52.8	827	192191.4799
828	2013/07/15	01:07:00	00:01:00.0	42.9	42.9	10.0	52.9	828	195798.7185
829	2013/07/15	01:08:00	00:01:00.0	42.9	42.9	10.0	52.9	829	196307.416
830	2013/07/15	01:09:00	00:01:00.0	42.8	42.8	10.0	52.8	830	188746.3338
831	2013/07/15	01:10:00	00:01:00.0	42.8	42.8	10.0	52.8	831	189036.6867
832	2013/07/15	01:11:00	00:01:00.0	42.7	42.7	10.0	52.7	832	186822.2854
833	2013/07/15	01:12:00	00:01:00.0	42.9	42.9	10.0	52.9	833	195190.6726
834	2013/07/15	01:13:00	00:01:00.0	42.9	42.9	10.0	52.9	834	196044.9809
835	2013/07/15	01:14:00	00:01:00.0	43.2	43.2	10.0	53.2	835	210977.9463
836	2013/07/15	01:15:00	00:01:00.0	43.5	43.5	10.0	53.5	836	222103.2671
837	2013/07/15	01:16:00	00:01:00.0	43.1	43.1	10.0	53.1	837	201854.8622
838	2013/07/15	01:17:00	00:01:00.0	42.8	42.8	10.0	52.8	838	188861.0943
839	2013/07/15	01:18:00	00:01:00.0	42.6	42.6	10.0	52.6	839	184015.8339
840	2013/07/15	01:19:00	00:01:00.0	42.1	42.1	10.0	52.1	840	163850.2172
841	2013/07/15	01:20:00	00:01:00.0	42.3	42.3	10.0	52.3	841	170273.0278
842	2013/07/15	01:21:00	00:01:00.0	42.4	42.4	10.0	52.4	842	175164.9111
843	2013/07/15	01:22:00	00:01:00.0	42.6	42.6	10.0	52.6	843	180521.7842
844	2013/07/15	01:23:00	00:01:00.0	42.9	42.9	10.0	52.9	844	195333.3703
845	2013/07/15	01:24:00	00:01:00.0	42.9	42.9	10.0	52.9	845	193381.4083
846	2013/07/15	01:25:00	00:01:00.0	43.1	43.1	10.0	53.1	846	203238.4645
847	2013/07/15	01:26:00	00:01:00.0	42.6	42.6	10.0	52.6	847	180765.5033
848	2013/07/15	01:27:00	00:01:00.0	42.7	42.7	10.0	52.7	848	185627.3839
849	2013/07/15	01:28:00	00:01:00.0	42.7	42.7	10.0	52.7	849	184584.5288
850	2013/07/15	01:29:00	00:01:00.0	42.5	42.5	10.0	52.5	850	176839.6206
851	2013/07/15	01:30:00	00:01:00.0	42.0	42.0	10.0	52.0	851	159716.3233
852	2013/07/15	01:31:00	00:01:00.0	42.0	42.0	10.0	52.0	852	157842.1958
853	2013/07/15	01:32:00	00:01:00.0	41.6	41.6	10.0	51.6	853	145535.0776
854	2013/07/15	01:33:00	00:01:00.0	41.9	41.9	10.0	51.9	854	154468.2905
855	2013/07/15	01:34:00	00:01:00.0	42.1	42.1	10.0	52.1	855	161741.3657

Location 3 - Blackburn Lane

Record #	Date	Time	Duration	LAeq	Base Leq	Penalty	Base+Penalty	count	10 ^{^(leq/10)}
856	2013/07/15	01:35:00	00:01:00.0	41.7	41.7	10.0	51.7	856	147273.9434
857	2013/07/15	01:36:00	00:01:00.0	41.7	41.7	10.0	51.7	857	147920.3493
858	2013/07/15	01:37:00	00:01:00.0	41.9	41.9	10.0	51.9	858	156266.8039
859	2013/07/15	01:38:00	00:01:00.0	41.8	41.8	10.0	51.8	859	152649.1738
860	2013/07/15	01:39:00	00:01:00.0	41.4	41.4	10.0	51.4	860	137946.9628
861	2013/07/15	01:40:00	00:01:00.0	41.0	41.0	10.0	51.0	861	124531.636
862	2013/07/15	01:41:00	00:01:00.0	41.7	41.7	10.0	51.7	862	148755.6692
863	2013/07/15	01:42:00	00:01:00.0	42.1	42.1	10.0	52.1	863	163341.2428
864	2013/07/15	01:43:00	00:01:00.0	42.3	42.3	10.0	52.3	864	170773.5988
865	2013/07/15	01:44:00	00:01:00.0	42.3	42.3	10.0	52.3	865	171005.8093
866	2013/07/15	01:45:00	00:01:00.0	42.4	42.4	10.0	52.4	866	174516.2149
867	2013/07/15	01:46:00	00:01:00.0	42.3	42.3	10.0	52.3	867	171160.892
868	2013/07/15	01:47:00	00:01:00.0	42.2	42.2	10.0	52.2	868	165205.188
869	2013/07/15	01:48:00	00:01:00.0	42.4	42.4	10.0	52.4	869	173517.3396
870	2013/07/15	01:49:00	00:01:00.0	42.9	42.9	10.0	52.9	870	196111.1166
871	2013/07/15	01:50:00	00:01:00.0	43.1	43.1	10.0	53.1	871	205399.5859
872	2013/07/15	01:51:00	00:01:00.0	42.3	42.3	10.0	52.3	872	167930.2509
873	2013/07/15	01:52:00	00:01:00.0	42.2	42.2	10.0	52.2	873	166070.2734
874	2013/07/15	01:53:00	00:01:00.0	41.6	41.6	10.0	51.6	874	144552.8139
875	2013/07/15	01:54:00	00:01:00.0	41.6	41.6	10.0	51.6	875	144376.5597
876	2013/07/15	01:55:00	00:01:00.0	41.9	41.9	10.0	51.9	876	156183.6468
877	2013/07/15	01:56:00	00:01:00.0	41.8	41.8	10.0	51.8	877	150627.4518
878	2013/07/15	01:57:00	00:01:00.0	41.7	41.7	10.0	51.7	878	147322.0733
879	2013/07/15	01:58:00	00:01:00.0	41.6	41.6	10.0	51.6	879	143322.9085
880	2013/07/15	01:59:00	00:01:00.0	41.3	41.3	10.0	51.3	880	136217.2
881	2013/07/15	02:00:00	00:01:00.0	41.5	41.5	10.0	51.5	881	139909.4145
882	2013/07/15	02:01:00	00:01:00.0	41.7	41.7	10.0	51.7	882	148132.8045
883	2013/07/15	02:02:00	00:01:00.0	41.4	41.4	10.0	51.4	883	138249.8513
884	2013/07/15	02:03:00	00:01:00.0	41.9	41.9	10.0	51.9	884	155059.3541
885	2013/07/15	02:04:00	00:01:00.0	41.9	41.9	10.0	51.9	885	153906.2444
886	2013/07/15	02:05:00	00:01:00.0	42.2	42.2	10.0	52.2	886	167620.6301
887	2013/07/15	02:06:00	00:01:00.0	42.2	42.2	10.0	52.2	887	166189.0545
888	2013/07/15	02:07:00	00:01:00.0	42.4	42.4	10.0	52.4	888	173865.3394
889	2013/07/15	02:08:00	00:01:00.0	42.1	42.1	10.0	52.1	889	162581.8866
890	2013/07/15	02:09:00	00:01:00.0	41.8	41.8	10.0	51.8	890	151903.2275
891	2013/07/15	02:10:00	00:01:00.0	41.8	41.8	10.0	51.8	891	149743.4726
892	2013/07/15	02:11:00	00:01:00.0	41.4	41.4	10.0	51.4	892	136692.4338
893	2013/07/15	02:12:00	00:01:00.0	41.7	41.7	10.0	51.7	893	148062.8192
894	2013/07/15	02:13:00	00:01:00.0	41.6	41.6	10.0	51.6	894	143102.1417
895	2013/07/15	02:14:00	00:01:00.0	41.6	41.6	10.0	51.6	895	146012.9337
896	2013/07/15	02:15:00	00:01:00.0	41.4	41.4	10.0	51.4	896	139018.3496
897	2013/07/15	02:16:00	00:01:00.0	41.2	41.2	10.0	51.2	897	131226.108
898	2013/07/15	02:17:00	00:01:00.0	41.4	41.4	10.0	51.4	898	137649.574
899	2013/07/15	02:18:00	00:01:00.0	41.2	41.2	10.0	51.2	899	133348.5122
900	2013/07/15	02:19:00	00:01:00.0	41.6	41.6	10.0	51.6	900	143617.0372

Location 3 - Blackburn Lane

Record #	Date	Time	Duration	LAeq	Base Leq	Penalty	Base+Penalty	count	10 ^{^(leq/10)}
901	2013/07/15	02:20:00	00:01:00.0	41.6	41.6	10.0	51.6	901	143998.6376
902	2013/07/15	02:21:00	00:01:00.0	41.6	41.6	10.0	51.6	902	143770.7682
903	2013/07/15	02:22:00	00:01:00.0	42.0	42.0	10.0	52.0	903	159012.9222
904	2013/07/15	02:23:00	00:01:00.0	42.3	42.3	10.0	52.3	904	169963.4169
905	2013/07/15	02:24:00	00:01:00.0	41.7	41.7	10.0	51.7	905	148633.8115
906	2013/07/15	02:25:00	00:01:00.0	41.8	41.8	10.0	51.8	906	151319.5425
907	2013/07/15	02:26:00	00:01:00.0	41.5	41.5	10.0	51.5	907	139651.2117
908	2013/07/15	02:27:00	00:01:00.0	41.4	41.4	10.0	51.4	908	137998.9536
909	2013/07/15	02:28:00	00:01:00.0	41.4	41.4	10.0	51.4	909	139632.1999
910	2013/07/15	02:29:00	00:01:00.0	41.5	41.5	10.0	51.5	910	140946.2656
911	2013/07/15	02:30:00	00:01:00.0	42.6	42.6	10.0	52.6	911	179951.8544
912	2013/07/15	02:31:00	00:01:00.0	42.8	42.8	10.0	52.8	912	190376.7359
913	2013/07/15	02:32:00	00:01:00.0	42.4	42.4	10.0	52.4	913	175754.1027
914	2013/07/15	02:33:00	00:01:00.0	42.0	42.0	10.0	52.0	914	157926.7909
915	2013/07/15	02:34:00	00:01:00.0	41.6	41.6	10.0	51.6	915	144959.5633
916	2013/07/15	02:35:00	00:01:00.0	42.2	42.2	10.0	52.2	916	165365.9037
917	2013/07/15	02:36:00	00:01:00.0	42.2	42.2	10.0	52.2	917	166963.4985
918	2013/07/15	02:37:00	00:01:00.0	42.2	42.2	10.0	52.2	918	164305.3492
919	2013/07/15	02:38:00	00:01:00.0	41.5	41.5	10.0	51.5	919	142462.1497
920	2013/07/15	02:39:00	00:01:00.0	41.6	41.6	10.0	51.6	920	143781.7553
921	2013/07/15	02:40:00	00:01:00.0	42.4	42.4	10.0	52.4	921	172454.4874
922	2013/07/15	02:41:00	00:01:00.0	41.8	41.8	10.0	51.8	922	149732.4245
923	2013/07/15	02:42:00	00:01:00.0	41.8	41.8	10.0	51.8	923	152434.5256
924	2013/07/15	02:43:00	00:01:00.0	42.3	42.3	10.0	52.3	924	169152.6213
925	2013/07/15	02:44:00	00:01:00.0	41.6	41.6	10.0	51.6	925	143688.5812
926	2013/07/15	02:45:00	00:01:00.0	41.5	41.5	10.0	51.5	926	142763.2896
927	2013/07/15	02:46:00	00:01:00.0	41.4	41.4	10.0	51.4	927	138146.5495
928	2013/07/15	02:47:00	00:01:00.0	41.4	41.4	10.0	51.4	928	137406.2831
929	2013/07/15	02:48:00	00:01:00.0	41.5	41.5	10.0	51.5	929	141238.2462
930	2013/07/15	02:49:00	00:01:00.0	41.5	41.5	10.0	51.5	930	140740.9032
931	2013/07/15	02:50:00	00:01:00.0	42.4	42.4	10.0	52.4	931	173764.2698
932	2013/07/15	02:51:00	00:01:00.0	41.7	41.7	10.0	51.7	932	146495.3183
933	2013/07/15	02:52:00	00:01:00.0	42.1	42.1	10.0	52.1	933	162841.7162
934	2013/07/15	02:53:00	00:01:00.0	41.9	41.9	10.0	51.9	934	156156.4862
935	2013/07/15	02:54:00	00:01:00.0	42.2	42.2	10.0	52.2	935	165520.9601
936	2013/07/15	02:55:00	00:01:00.0	42.2	42.2	10.0	52.2	936	164263.3574
937	2013/07/15	02:56:00	00:01:00.0	42.4	42.4	10.0	52.4	937	175602.2619
938	2013/07/15	02:57:00	00:01:00.0	42.1	42.1	10.0	52.1	938	162382.223
939	2013/07/15	02:58:00	00:01:00.0	42.0	42.0	10.0	52.0	939	158728.3867
940	2013/07/15	02:59:00	00:01:00.0	42.0	42.0	10.0	52.0	940	157127.3111
941	2013/07/15	03:00:00	00:01:00.0	41.6	41.6	10.0	51.6	941	142927.5307
942	2013/07/15	03:01:00	00:01:00.0	41.3	41.3	10.0	51.3	942	133834.5435
943	2013/07/15	03:02:00	00:01:00.0	41.6	41.6	10.0	51.6	943	144248.9129
944	2013/07/15	03:03:00	00:01:00.0	41.6	41.6	10.0	51.6	944	143799.1848
945	2013/07/15	03:04:00	00:01:00.0	41.1	41.1	10.0	51.1	945	130142.3944

Location 3 - Blackburn Lane

Record #	Date	Time	Duration	LAeq	Base Leq	Penalty	Base+Penalty	count	10 ^{^(leq/10)}
946	2013/07/15	03:05:00	00:01:00.0	41.2	41.2	10.0	51.2	946	130494.9543
947	2013/07/15	03:06:00	00:01:00.0	41.1	41.1	10.0	51.1	947	129959.8508
948	2013/07/15	03:07:00	00:01:00.0	40.9	40.9	10.0	50.9	948	124096.9371
949	2013/07/15	03:08:00	00:01:00.0	41.2	41.2	10.0	51.2	949	130665.7387
950	2013/07/15	03:09:00	00:01:00.0	41.3	41.3	10.0	51.3	950	135834.3847
951	2013/07/15	03:10:00	00:01:00.0	40.9	40.9	10.0	50.9	951	122148.281
952	2013/07/15	03:11:00	00:01:00.0	40.6	40.6	10.0	50.6	952	115218.3178
953	2013/07/15	03:12:00	00:01:00.0	40.7	40.7	10.0	50.7	953	116649.3503
954	2013/07/15	03:13:00	00:01:00.0	40.5	40.5	10.0	50.5	954	111638.1555
955	2013/07/15	03:14:00	00:01:00.0	40.4	40.4	10.0	50.4	955	109775.6409
956	2013/07/15	03:15:00	00:01:00.0	40.2	40.2	10.0	50.2	956	105903.8822
957	2013/07/15	03:16:00	00:01:00.0	41.1	41.1	10.0	51.1	957	128393.6059
958	2013/07/15	03:17:00	00:01:00.0	40.9	40.9	10.0	50.9	958	123811.0262
959	2013/07/15	03:18:00	00:01:00.0	41.1	41.1	10.0	51.1	959	128177.9327
960	2013/07/15	03:19:00	00:01:00.0	41.0	41.0	10.0	51.0	960	124501.4496
961	2013/07/15	03:20:00	00:01:00.0	40.5	40.5	10.0	50.5	961	112451.0701
962	2013/07/15	03:21:00	00:01:00.0	40.2	40.2	10.0	50.2	962	104377.1473
963	2013/07/15	03:22:00	00:01:00.0	40.7	40.7	10.0	50.7	963	118756.2009
964	2013/07/15	03:23:00	00:01:00.0	40.7	40.7	10.0	50.7	964	117649.2236
965	2013/07/15	03:24:00	00:01:00.0	40.5	40.5	10.0	50.5	965	112472.3083
966	2013/07/15	03:25:00	00:01:00.0	40.3	40.3	10.0	50.3	966	108296.0598
967	2013/07/15	03:26:00	00:01:00.0	40.4	40.4	10.0	50.4	967	110284.6788
968	2013/07/15	03:27:00	00:01:00.0	40.0	40.0	10.0	50.0	968	101121.8595
969	2013/07/15	03:28:00	00:01:00.0	40.4	40.4	10.0	50.4	969	108888.5828
970	2013/07/15	03:29:00	00:01:00.0	39.4	39.4	10.0	49.4	970	87080.09608
971	2013/07/15	03:30:00	00:01:00.0	39.8	39.8	10.0	49.8	971	95195.98279
972	2013/07/15	03:31:00	00:01:00.0	40.3	40.3	10.0	50.3	972	107359.9273
973	2013/07/15	03:32:00	00:01:00.0	40.0	40.0	10.0	50.0	973	100370.1242
974	2013/07/15	03:33:00	00:01:00.0	40.4	40.4	10.0	50.4	974	109276.6312
975	2013/07/15	03:34:00	00:01:00.0	45.1	45.1	10.0	55.1	975	322986.7055
976	2013/07/15	03:35:00	00:01:00.0	39.8	39.8	10.0	49.8	976	96496.33153
977	2013/07/15	03:36:00	00:01:00.0	40.0	40.0	10.0	50.0	977	100257.5167
978	2013/07/15	03:37:00	00:01:00.0	40.4	40.4	10.0	50.4	978	109333.7571
979	2013/07/15	03:38:00	00:01:00.0	45.6	45.6	10.0	55.6	979	365696.3715
980	2013/07/15	03:39:00	00:01:00.0	45.8	45.8	10.0	55.8	980	378206.54
981	2013/07/15	03:40:00	00:01:00.0	41.5	41.5	10.0	51.5	981	139950.3434
982	2013/07/15	03:41:00	00:01:00.0	45.3	45.3	10.0	55.3	982	337347.064
983	2013/07/15	03:42:00	00:01:00.0	42.6	42.6	10.0	52.6	983	180317.6689
984	2013/07/15	03:43:00	00:01:00.0	42.8	42.8	10.0	52.8	984	190796.9225
985	2013/07/15	03:44:00	00:01:00.0	40.8	40.8	10.0	50.8	985	120470.5068
986	2013/07/15	03:45:00	00:01:00.0	43.5	43.5	10.0	53.5	986	222082.1985
987	2013/07/15	03:46:00	00:01:00.0	43.4	43.4	10.0	53.4	987	218557.088
988	2013/07/15	03:47:00	00:01:00.0	41.5	41.5	10.0	51.5	988	141013.5064
989	2013/07/15	03:48:00	00:01:00.0	41.7	41.7	10.0	51.7	989	147684.4579
990	2013/07/15	03:49:00	00:01:00.0	41.0	41.0	10.0	51.0	990	125557.8196

Location 3 - Blackburn Lane

Record #	Date	Time	Duration	LAeq	Base Leq	Penalty	Base+Penalty	count	10 ^{^(leq/10)}
991	2013/07/15	03:50:00	00:01:00.0	41.0	41.0	10.0	51.0	991	124511.839
992	2013/07/15	03:51:00	00:01:00.0	40.5	40.5	10.0	50.5	992	111983.8581
993	2013/07/15	03:52:00	00:01:00.0	40.9	40.9	10.0	50.9	993	122172.3166
994	2013/07/15	03:53:00	00:01:00.0	40.7	40.7	10.0	50.7	994	116953.6455
995	2013/07/15	03:54:00	00:01:00.0	40.6	40.6	10.0	50.6	995	114915.9132
996	2013/07/15	03:55:00	00:01:00.0	39.9	39.9	10.0	49.9	996	97865.40465
997	2013/07/15	03:56:00	00:01:00.0	40.6	40.6	10.0	50.6	997	115109.7772
998	2013/07/15	03:57:00	00:01:00.0	40.2	40.2	10.0	50.2	998	105593.3643
999	2013/07/15	03:58:00	00:01:00.0	39.5	39.5	10.0	49.5	999	89647.60283
1000	2013/07/15	03:59:00	00:01:00.0	40.2	40.2	10.0	50.2	1000	103821.3926
1001	2013/07/15	04:00:00	00:01:00.0	39.9	39.9	10.0	49.9	1001	96730.89042
1002	2013/07/15	04:01:00	00:01:00.0	39.9	39.9	10.0	49.9	1002	98232.89144
1003	2013/07/15	04:02:00	00:01:00.0	39.1	39.1	10.0	49.1	1003	81648.3912
1004	2013/07/15	04:03:00	00:01:00.0	40.5	40.5	10.0	50.5	1004	113090.7604
1005	2013/07/15	04:04:00	00:01:00.0	39.9	39.9	10.0	49.9	1005	97303.45935
1006	2013/07/15	04:05:00	00:01:00.0	40.2	40.2	10.0	50.2	1006	105267.0198
1007	2013/07/15	04:06:00	00:01:00.0	40.6	40.6	10.0	50.6	1007	115773.2352
1008	2013/07/15	04:07:00	00:01:00.0	41.2	41.2	10.0	51.2	1008	131935.6287
1009	2013/07/15	04:08:00	00:01:00.0	38.4	38.4	10.0	48.4	1009	68567.74114
1010	2013/07/15	04:09:00	00:01:00.0	38.4	38.4	10.0	48.4	1010	68517.52971
1011	2013/07/15	04:10:00	00:01:00.0	38.1	38.1	10.0	48.1	1011	64114.81438
1012	2013/07/15	04:11:00	00:01:00.0	41.9	41.9	10.0	51.9	1012	154055.8329
1013	2013/07/15	04:12:00	00:01:00.0	40.4	40.4	10.0	50.4	1013	108824.4246
1014	2013/07/15	04:13:00	00:01:00.0	40.7	40.7	10.0	50.7	1014	117336.3162
1015	2013/07/15	04:14:00	00:01:00.0	42.8	42.8	10.0	52.8	1015	191365.3937
1016	2013/07/15	04:15:00	00:01:00.0	38.6	38.6	10.0	48.6	1016	71854.32962
1017	2013/07/15	04:16:00	00:01:00.0	40.2	40.2	10.0	50.2	1017	104585.7472
1018	2013/07/15	04:17:00	00:01:00.0	43.6	43.6	10.0	53.6	1018	229263.8287
1019	2013/07/15	04:18:00	00:01:00.0	40.5	40.5	10.0	50.5	1019	113106.6551
1020	2013/07/15	04:19:00	00:01:00.0	38.8	38.8	10.0	48.8	1020	75764.05241
1021	2013/07/15	04:20:00	00:01:00.0	39.0	39.0	10.0	49.0	1021	79324.1944
1022	2013/07/15	04:21:00	00:01:00.0	41.6	41.6	10.0	51.6	1022	144833.1821
1023	2013/07/15	04:22:00	00:01:00.0	43.0	43.0	10.0	53.0	1023	201124.106
1024	2013/07/15	04:23:00	00:01:00.0	42.2	42.2	10.0	52.2	1024	167369.6398
1025	2013/07/15	04:24:00	00:01:00.0	39.9	39.9	10.0	49.9	1025	97260.39296
1026	2013/07/15	04:25:00	00:01:00.0	39.5	39.5	10.0	49.5	1026	88678.04005
1027	2013/07/15	04:26:00	00:01:00.0	39.5	39.5	10.0	49.5	1027	89393.46489
1028	2013/07/15	04:27:00	00:01:00.0	39.5	39.5	10.0	49.5	1028	88542.68957
1029	2013/07/15	04:28:00	00:01:00.0	39.5	39.5	10.0	49.5	1029	89869.69779
1030	2013/07/15	04:29:00	00:01:00.0	39.3	39.3	10.0	49.3	1030	85765.19531
1031	2013/07/15	04:30:00	00:01:00.0	39.5	39.5	10.0	49.5	1031	89114.29121
1032	2013/07/15	04:31:00	00:01:00.0	40.0	40.0	10.0	50.0	1032	99833.60031
1033	2013/07/15	04:32:00	00:01:00.0	40.1	40.1	10.0	50.1	1033	102523.9542
1034	2013/07/15	04:33:00	00:01:00.0	40.6	40.6	10.0	50.6	1034	114135.095
1035	2013/07/15	04:34:00	00:01:00.0	41.0	41.0	10.0	51.0	1035	124837.0831

Location 3 - Blackburn Lane

Record #	Date	Time	Duration	LAeq	Base Leq	Penalty	Base+Penalty	count	10 ^{^(leq/10)}
1036	2013/07/15	04:35:00	00:01:00.0	40.5	40.5	10.0	50.5	1036	113341.7604
1037	2013/07/15	04:36:00	00:01:00.0	39.9	39.9	10.0	49.9	1037	97600.22889
1038	2013/07/15	04:37:00	00:01:00.0	40.0	40.0	10.0	50.0	1038	100741.7953
1039	2013/07/15	04:38:00	00:01:00.0	41.2	41.2	10.0	51.2	1039	130970.0097
1040	2013/07/15	04:39:00	00:01:00.0	40.7	40.7	10.0	50.7	1040	118051.5893
1041	2013/07/15	04:40:00	00:01:00.0	40.1	40.1	10.0	50.1	1041	101854.44
1042	2013/07/15	04:41:00	00:01:00.0	39.8	39.8	10.0	49.8	1042	95437.77513
1043	2013/07/15	04:42:00	00:01:00.0	40.0	40.0	10.0	50.0	1043	98882.50874
1044	2013/07/15	04:43:00	00:01:00.0	39.8	39.8	10.0	49.8	1044	95964.75085
1045	2013/07/15	04:44:00	00:01:00.0	39.6	39.6	10.0	49.6	1045	90235.29331
1046	2013/07/15	04:45:00	00:01:00.0	39.8	39.8	10.0	49.8	1046	96112.37567
1047	2013/07/15	04:46:00	00:01:00.0	39.9	39.9	10.0	49.9	1047	98715.80081
1048	2013/07/15	04:47:00	00:01:00.0	40.2	40.2	10.0	50.2	1048	105243.6293
1049	2013/07/15	04:48:00	00:01:00.0	41.0	41.0	10.0	51.0	1049	124742.4887
1050	2013/07/15	04:49:00	00:01:00.0	52.4	52.4	10.0	62.4	1050	1749265.919
1051	2013/07/15	04:50:00	00:01:00.0	41.4	41.4	10.0	51.4	1051	136663.7411
1052	2013/07/15	04:51:00	00:01:00.0	41.3	41.3	10.0	51.3	1052	135106.3894
1053	2013/07/15	04:52:00	00:01:00.0	42.6	42.6	10.0	52.6	1053	181214.9275
1054	2013/07/15	04:53:00	00:01:00.0	41.7	41.7	10.0	51.7	1054	148934.5222
1055	2013/07/15	04:54:00	00:01:00.0	41.2	41.2	10.0	51.2	1055	131409.2759
1056	2013/07/15	04:55:00	00:01:00.0	40.7	40.7	10.0	50.7	1056	118312.4565
1057	2013/07/15	04:56:00	00:01:00.0	40.5	40.5	10.0	50.5	1057	111398.2666
1058	2013/07/15	04:57:00	00:01:00.0	40.4	40.4	10.0	50.4	1058	109109.1699
1059	2013/07/15	04:58:00	00:01:00.0	40.5	40.5	10.0	50.5	1059	113245.6304
1060	2013/07/15	04:59:00	00:01:00.0	40.8	40.8	10.0	50.8	1060	119396.5158
1061	2013/07/15	05:00:00	00:01:00.0	42.2	42.2	10.0	52.2	1061	167008.8211
1062	2013/07/15	05:01:00	00:01:00.0	42.6	42.6	10.0	52.6	1062	182715.102
1063	2013/07/15	05:02:00	00:01:00.0	41.5	41.5	10.0	51.5	1063	140389.1442
1064	2013/07/15	05:03:00	00:01:00.0	41.4	41.4	10.0	51.4	1064	139053.3993
1065	2013/07/15	05:04:00	00:01:00.0	42.3	42.3	10.0	52.3	1065	167981.8853
1066	2013/07/15	05:05:00	00:01:00.0	42.7	42.7	10.0	52.7	1066	185633.2537
1067	2013/07/15	05:06:00	00:01:00.0	41.5	41.5	10.0	51.5	1067	139871.5689
1068	2013/07/15	05:07:00	00:01:00.0	42.0	42.0	10.0	52.0	1068	159772.5893
1069	2013/07/15	05:08:00	00:01:00.0	41.9	41.9	10.0	51.9	1069	153321.4617
1070	2013/07/15	05:09:00	00:01:00.0	41.2	41.2	10.0	51.2	1070	132168.1886
1071	2013/07/15	05:10:00	00:01:00.0	41.3	41.3	10.0	51.3	1071	134639.2714
1072	2013/07/15	05:11:00	00:01:00.0	41.3	41.3	10.0	51.3	1072	134276.4584
1073	2013/07/15	05:12:00	00:01:00.0	41.1	41.1	10.0	51.1	1073	128813.4817
1074	2013/07/15	05:13:00	00:01:00.0	41.3	41.3	10.0	51.3	1074	134900.2932
1075	2013/07/15	05:14:00	00:01:00.0	41.1	41.1	10.0	51.1	1075	130241.3125
1076	2013/07/15	05:15:00	00:01:00.0	41.0	41.0	10.0	51.0	1076	126676.9954
1077	2013/07/15	05:16:00	00:01:00.0	41.3	41.3	10.0	51.3	1077	134307.5992
1078	2013/07/15	05:17:00	00:01:00.0	46.8	46.8	10.0	56.8	1078	481721.5741
1079	2013/07/15	05:18:00	00:01:00.0	45.2	45.2	10.0	55.2	1079	333707.945
1080	2013/07/15	05:19:00	00:01:00.0	41.9	41.9	10.0	51.9	1080	154815.4776

Location 3 - Blackburn Lane

Record #	Date	Time	Duration	LAeq	Base Leq	Penalty	Base+Penalty	count	10 ^{^(leq/10)}
1081	2013/07/15	05:20:00	00:01:00.0	42.3	42.3	10.0	52.3	1081	168168.1962
1082	2013/07/15	05:21:00	00:01:00.0	53.9	53.9	10.0	63.9	1082	2452886.366
1083	2013/07/15	05:22:00	00:01:00.0	44.1	44.1	10.0	54.1	1083	254804.3828
1084	2013/07/15	05:23:00	00:01:00.0	41.7	41.7	10.0	51.7	1084	146444.114
1085	2013/07/15	05:24:00	00:01:00.0	48.0	48.0	10.0	58.0	1085	635966.694
1086	2013/07/15	05:25:00	00:01:00.0	42.2	42.2	10.0	52.2	1086	167186.8569
1087	2013/07/15	05:26:00	00:01:00.0	42.4	42.4	10.0	52.4	1087	172254.8033
1088	2013/07/15	05:27:00	00:01:00.0	42.8	42.8	10.0	52.8	1088	190560.0979
1089	2013/07/15	05:28:00	00:01:00.0	42.5	42.5	10.0	52.5	1089	179460.6319
1090	2013/07/15	05:29:00	00:01:00.0	41.5	41.5	10.0	51.5	1090	142270.0735
1091	2013/07/15	05:30:00	00:01:00.0	41.3	41.3	10.0	51.3	1091	135302.6982
1092	2013/07/15	05:31:00	00:01:00.0	41.8	41.8	10.0	51.8	1092	150707.783
1093	2013/07/15	05:32:00	00:01:00.0	41.3	41.3	10.0	51.3	1093	133715.0427
1094	2013/07/15	05:33:00	00:01:00.0	41.4	41.4	10.0	51.4	1094	136536.557
1095	2013/07/15	05:34:00	00:01:00.0	41.2	41.2	10.0	51.2	1095	130603.7763
1096	2013/07/15	05:35:00	00:01:00.0	41.4	41.4	10.0	51.4	1096	138121.9191
1097	2013/07/15	05:36:00	00:01:00.0	41.6	41.6	10.0	51.6	1097	145054.0712
1098	2013/07/15	05:37:00	00:01:00.0	41.2	41.2	10.0	51.2	1098	131307.9714
1099	2013/07/15	05:38:00	00:01:00.0	41.4	41.4	10.0	51.4	1099	139356.2691
1100	2013/07/15	05:39:00	00:01:00.0	41.6	41.6	10.0	51.6	1100	145877.8177
1101	2013/07/15	05:40:00	00:01:00.0	42.4	42.4	10.0	52.4	1101	174828.2838
1102	2013/07/15	05:41:00	00:01:00.0	42.4	42.4	10.0	52.4	1102	175539.6503
1103	2013/07/15	05:42:00	00:01:00.0	41.4	41.4	10.0	51.4	1103	139226.2123
1104	2013/07/15	05:43:00	00:01:00.0	42.1	42.1	10.0	52.1	1104	162530.9127
1105	2013/07/15	05:44:00	00:01:00.0	41.4	41.4	10.0	51.4	1105	138923.3812
1106	2013/07/15	05:45:00	00:01:00.0	41.1	41.1	10.0	51.1	1106	129245.515
1107	2013/07/15	05:46:00	00:01:00.0	41.3	41.3	10.0	51.3	1107	133593.419
1108	2013/07/15	05:47:00	00:01:00.0	41.7	41.7	10.0	51.7	1108	146523.8873
1109	2013/07/15	05:48:00	00:01:00.0	41.8	41.8	10.0	51.8	1109	150239.8974
1110	2013/07/15	05:49:00	00:01:00.0	42.0	42.0	10.0	52.0	1110	159977.3345
1111	2013/07/15	05:50:00	00:01:00.0	41.8	41.8	10.0	51.8	1111	152422.3418
1112	2013/07/15	05:51:00	00:01:00.0	42.2	42.2	10.0	52.2	1112	167650.5209
1113	2013/07/15	05:52:00	00:01:00.0	42.4	42.4	10.0	52.4	1113	172235.135
1114	2013/07/15	05:53:00	00:01:00.0	42.6	42.6	10.0	52.6	1114	181717.8152
1115	2013/07/15	05:54:00	00:01:00.0	42.3	42.3	10.0	52.3	1115	168286.4084
1116	2013/07/15	05:55:00	00:01:00.0	40.4	40.4	10.0	50.4	1116	109039.9012
1117	2013/07/15	05:56:00	00:01:00.0	41.1	41.1	10.0	51.1	1117	129705.5401
1118	2013/07/15	05:57:00	00:01:00.0	41.3	41.3	10.0	51.3	1118	135733.007
1119	2013/07/15	05:58:00	00:01:00.0	42.1	42.1	10.0	52.1	1119	163885.1936
1120	2013/07/15	05:59:00	00:01:00.0	43.0	43.0	10.0	53.0	1120	197661.3272
1121	2013/07/15	06:00:00	00:01:00.0	48.3	48.3	10.0	58.3	1121	672886.6229
1122	2013/07/15	06:01:00	00:01:00.0	54.2	54.2	10.0	64.2	1122	2660626.904
1123	2013/07/15	06:02:00	00:01:00.0	55.2	55.2	10.0	65.2	1123	3322522.815
1124	2013/07/15	06:03:00	00:01:00.0	55.4	55.4	10.0	65.4	1124	3430354.269
1125	2013/07/15	06:04:00	00:01:00.0	55.1	55.1	10.0	65.1	1125	3267550.707

Location 3 - Blackburn Lane

Record #	Date	Time	Duration	LAeq	Base Leq	Penalty	Base+Penalty	count	10 ^{^(leq/10)}
1126	2013/07/15	06:05:00	00:01:00.0	55.1	55.1	10.0	65.1	1126	3237109.531
1127	2013/07/15	06:06:00	00:01:00.0	57.6	57.6	10.0	67.6	1127	5775690.697
1128	2013/07/15	06:07:00	00:01:00.0	57.2	57.2	10.0	67.2	1128	5284396.261
1129	2013/07/15	06:08:00	00:01:00.0	56.9	56.9	10.0	66.9	1129	4877046.438
1130	2013/07/15	06:09:00	00:01:00.0	55.8	55.8	10.0	65.8	1130	3815934.857
1131	2013/07/15	06:10:00	00:01:00.0	56.6	56.6	10.0	66.6	1131	4528997.122
1132	2013/07/15	06:11:00	00:01:00.0	56.2	56.2	10.0	66.2	1132	4183300.753
1133	2013/07/15	06:12:00	00:01:00.0	56.8	56.8	10.0	66.8	1133	4841245.684
1134	2013/07/15	06:13:00	00:01:00.0	57.5	57.5	10.0	67.5	1134	5564808.332
1135	2013/07/15	06:14:00	00:01:00.0	47.6	47.6	10.0	57.6	1135	581581.6189
1136	2013/07/15	06:15:00	00:01:00.0	47.1	47.1	10.0	57.1	1136	513574.8098
1137	2013/07/15	06:16:00	00:01:00.0	47.1	47.1	10.0	57.1	1137	517934.2096
1138	2013/07/15	06:17:00	00:01:00.0	46.6	46.6	10.0	56.6	1138	455576.1117
1139	2013/07/15	06:18:00	00:01:00.0	47.0	47.0	10.0	57.0	1139	501742.2255
1140	2013/07/15	06:19:00	00:01:00.0	47.2	47.2	10.0	57.2	1140	522334.7427
1141	2013/07/15	06:20:00	00:01:00.0	47.9	47.9	10.0	57.9	1141	613023.4837
1142	2013/07/15	06:21:00	00:01:00.0	48.3	48.3	10.0	58.3	1142	675405.6149
1143	2013/07/15	06:22:00	00:01:00.0	47.1	47.1	10.0	57.1	1143	515183.2639
1144	2013/07/15	06:23:00	00:01:00.0	47.8	47.8	10.0	57.8	1144	607471.9509
1145	2013/07/15	06:24:00	00:01:00.0	48.0	48.0	10.0	58.0	1145	628205.6045
1146	2013/07/15	06:25:00	00:01:00.0	46.7	46.7	10.0	56.7	1146	467383.6741
1147	2013/07/15	06:26:00	00:01:00.0	46.7	46.7	10.0	56.7	1147	462751.3256
1148	2013/07/15	06:27:00	00:01:00.0	44.0	44.0	10.0	54.0	1148	249793.7006
1149	2013/07/15	06:28:00	00:01:00.0	47.2	47.2	10.0	57.2	1149	518938.7715
1150	2013/07/15	06:29:00	00:01:00.0	47.6	47.6	10.0	57.6	1150	573476.9016
1151	2013/07/15	06:30:00	00:01:00.0	46.6	46.6	10.0	56.6	1151	452818.5658
1152	2013/07/15	06:31:00	00:01:00.0	44.4	44.4	10.0	54.4	1152	275272.5325
1153	2013/07/15	06:32:00	00:01:00.0	45.3	45.3	10.0	55.3	1153	335678.2147
1154	2013/07/15	06:33:00	00:01:00.0	44.8	44.8	10.0	54.8	1154	302326.0824
1155	2013/07/15	06:34:00	00:01:00.0	43.7	43.7	10.0	53.7	1155	232142.1149
1156	2013/07/15	06:35:00	00:01:00.0	42.8	42.8	10.0	52.8	1156	189930.2797
1157	2013/07/15	06:36:00	00:01:00.0	41.5	41.5	10.0	51.5	1157	142044.1908
1158	2013/07/15	06:37:00	00:01:00.0	46.9	46.9	10.0	56.9	1158	492727.8574
1159	2013/07/15	06:38:00	00:01:00.0	41.8	41.8	10.0	51.8	1159	152924.558
1160	2013/07/15	06:39:00	00:01:00.0	40.7	40.7	10.0	50.7	1160	118131.7709
1161	2013/07/15	06:40:00	00:01:00.0	40.6	40.6	10.0	50.6	1161	115749.6452
1162	2013/07/15	06:41:00	00:01:00.0	40.2	40.2	10.0	50.2	1162	105688.9397
1163	2013/07/15	06:42:00	00:01:00.0	40.1	40.1	10.0	50.1	1163	102841.0721
1164	2013/07/15	06:43:00	00:01:00.0	40.9	40.9	10.0	50.9	1164	123608.4793
1165	2013/07/15	06:44:00	00:01:00.0	41.3	41.3	10.0	51.3	1165	133363.2712
1166	2013/07/15	06:45:00	00:01:00.0	39.9	39.9	10.0	49.9	1166	96826.09824
1167	2013/07/15	06:46:00	00:01:00.0	42.2	42.2	10.0	52.2	1167	164214.4526
1168	2013/07/15	06:47:00	00:01:00.0	42.7	42.7	10.0	52.7	1168	186154.4525
1169	2013/07/15	06:48:00	00:01:00.0	45.8	45.8	10.0	55.8	1169	376667.2579
1170	2013/07/15	06:49:00	00:01:00.0	44.1	44.1	10.0	54.1	1170	255188.9573

Location 3 - Blackburn Lane

Record #	Date	Time	Duration	LAeq	Base Leq	Penalty	Base+Penalty	count	10 ^{^(leq/10)}
1171	2013/07/15	06:50:00	00:01:00.0	44.2	44.2	10.0	54.2	1171	263017.8352
1172	2013/07/15	06:51:00	00:01:00.0	45.0	45.0	10.0	55.0	1172	316343.3369
1173	2013/07/15	06:52:00	00:01:00.0	46.2	46.2	10.0	56.2	1173	416561.6263
1174	2013/07/15	06:53:00	00:01:00.0	48.5	48.5	10.0	58.5	1174	709565.6517
1175	2013/07/15	06:54:00	00:01:00.0	58.4	58.4	10.0	68.4	1175	6954178.995
1176	2013/07/15	06:55:00	00:01:00.0	42.8	42.8	10.0	52.8	1176	189959.4769
1177	2013/07/15	06:56:00	00:01:00.0	44.7	44.7	10.0	54.7	1177	293512.9954
1178	2013/07/15	06:57:00	00:01:00.0	41.4	41.4	10.0	51.4	1178	137741.0099
1179	2013/07/15	06:58:00	00:01:00.0	40.7	40.7	10.0	50.7	1179	118341.3503
1180	2013/07/15	06:59:00	00:01:00.0	41.7	41.7	10.0	51.7	1180	147633.3566
1181	2013/07/15	07:00:00	00:01:00.0	40.4	40.4	0.0	40.4	1181	10902.48652
1182	2013/07/15	07:01:00	00:01:00.0	40.4	40.4	0.0	40.4	1182	11020.25633
1183	2013/07/15	07:02:00	00:01:00.0	42.0	42.0	0.0	42.0	1183	15978.71852
1184	2013/07/15	07:03:00	00:01:00.0	42.1	42.1	0.0	42.1	1184	16059.73775
1185	2013/07/15	07:04:00	00:01:00.0	42.8	42.8	0.0	42.8	1185	19108.74086
1186	2013/07/15	07:05:00	00:01:00.0	41.2	41.2	0.0	41.2	1186	13225.18013
1187	2013/07/15	07:06:00	00:01:00.0	39.4	39.4	0.0	39.4	1187	8748.443087
1188	2013/07/15	07:07:00	00:01:00.0	39.7	39.7	0.0	39.7	1188	9280.660545
1189	2013/07/15	07:08:00	00:01:00.0	41.5	41.5	0.0	41.5	1189	14117.68504
1190	2013/07/15	07:09:00	00:01:00.0	40.9	40.9	0.0	40.9	1190	12435.86008
1191	2013/07/15	07:10:00	00:01:00.0	40.6	40.6	0.0	40.6	1191	11539.97166
1192	2013/07/15	07:11:00	00:01:00.0	39.3	39.3	0.0	39.3	1192	8539.273006
1193	2013/07/15	07:12:00	00:01:00.0	40.1	40.1	0.0	40.1	1193	10322.47945
1194	2013/07/15	07:13:00	00:01:00.0	41.5	41.5	0.0	41.5	1194	14209.61033
1195	2013/07/15	07:14:00	00:01:00.0	41.1	41.1	0.0	41.1	1195	12895.56708
1196	2013/07/15	07:15:00	00:01:00.0	41.8	41.8	0.0	41.8	1196	15052.99737
1197	2013/07/15	07:16:00	00:01:00.0	40.9	40.9	0.0	40.9	1197	12363.70374
1198	2013/07/15	07:17:00	00:01:00.0	46.4	46.4	0.0	46.4	1198	43458.0562
1199	2013/07/15	07:18:00	00:01:00.0	47.9	47.9	0.0	47.9	1199	61370.50133
1200	2013/07/15	07:19:00	00:01:00.0	52.0	52.0	0.0	52.0	1200	157577.6091
1201	2013/07/15	07:20:00	00:01:00.0	43.6	43.6	0.0	43.6	1201	22823.68943
1202	2013/07/15	07:21:00	00:01:00.0	42.9	42.9	0.0	42.9	1202	19281.32145
1203	2013/07/15	07:22:00	00:01:00.0	42.3	42.3	0.0	42.3	1203	16976.02053
1204	2013/07/15	07:23:00	00:01:00.0	44.5	44.5	0.0	44.5	1204	28121.34095
1205	2013/07/15	07:24:00	00:01:00.0	40.5	40.5	0.0	40.5	1205	11188.69143
1206	2013/07/15	07:25:00	00:01:00.0	42.8	42.8	0.0	42.8	1206	18874.93181
1207	2013/07/15	07:26:00	00:01:00.0	41.1	41.1	0.0	41.1	1207	13030.29885
1208	2013/07/15	07:27:00	00:01:00.0	42.7	42.7	0.0	42.7	1208	18717.64168
1209	2013/07/15	07:28:00	00:01:00.0	42.5	42.5	0.0	42.5	1209	17706.67034
1210	2013/07/15	07:29:00	00:01:00.0	41.3	41.3	0.0	41.3	1210	13638.74466
1211	2013/07/15	07:30:00	00:01:00.0	40.7	40.7	0.0	40.7	1211	11760.335
1212	2013/07/15	07:31:00	00:01:00.0	42.2	42.2	0.0	42.2	1212	16429.58244
1213	2013/07/15	07:32:00	00:01:00.0	43.9	43.9	0.0	43.9	1213	24437.9604
1214	2013/07/15	07:33:00	00:01:00.0	46.5	46.5	0.0	46.5	1214	44305.69765
1215	2013/07/15	07:34:00	00:01:00.0	46.1	46.1	0.0	46.1	1215	41025.68125

Location 3 - Blackburn Lane

Record #	Date	Time	Duration	LAeq	Base Leq	Penalty	Base+Penalty	count	10 ^{^(leq/10)}
1216	2013/07/15	07:35:00	00:01:00.0	49.3	49.3	0.0	49.3	1216	85345.71417
1217	2013/07/15	07:36:00	00:01:00.0	43.7	43.7	0.0	43.7	1217	23275.25948
1218	2013/07/15	07:37:00	00:01:00.0	41.9	41.9	0.0	41.9	1218	15406.77413
1219	2013/07/15	07:38:00	00:01:00.0	43.2	43.2	0.0	43.2	1219	20779.67633
1220	2013/07/15	07:39:00	00:01:00.0	43.0	43.0	0.0	43.0	1220	19926.71945
1221	2013/07/15	07:40:00	00:01:00.0	49.3	49.3	0.0	49.3	1221	85490.44388
1222	2013/07/15	07:41:00	00:01:00.0	42.7	42.7	0.0	42.7	1222	18654.89334
1223	2013/07/15	07:42:00	00:01:00.0	39.8	39.8	0.0	39.8	1223	9546.359806
1224	2013/07/15	07:43:00	00:01:00.0	44.0	44.0	0.0	44.0	1224	25057.80051
1225	2013/07/15	07:44:00	00:01:00.0	45.7	45.7	0.0	45.7	1225	37413.15802
1226	2013/07/15	07:45:00	00:01:00.0	39.8	39.8	0.0	39.8	1226	9592.750092
1227	2013/07/15	07:46:00	00:01:00.0	41.2	41.2	0.0	41.2	1227	13245.87378
1228	2013/07/15	07:47:00	00:01:00.0	43.9	43.9	0.0	43.9	1228	24404.49717
1229	2013/07/15	07:48:00	00:01:00.0	44.5	44.5	0.0	44.5	1229	28488.82451
1230	2013/07/15	07:49:00	00:01:00.0	42.5	42.5	0.0	42.5	1230	17605.36939
1231	2013/07/15	07:50:00	00:01:00.0	55.1	55.1	0.0	55.1	1231	323441.2298
1232	2013/07/15	07:51:00	00:01:00.0	59.2	59.2	0.0	59.2	1232	826260.3794
1233	2013/07/15	07:52:00	00:01:00.0	41.1	41.1	0.0	41.1	1233	13030.34463
1234	2013/07/15	07:53:00	00:01:00.0	40.7	40.7	0.0	40.7	1234	11771.05197
1235	2013/07/15	07:54:00	00:01:00.0	39.6	39.6	0.0	39.6	1235	9027.01743
1236	2013/07/15	07:55:00	00:01:00.0	39.6	39.6	0.0	39.6	1236	9132.305773
1237	2013/07/15	07:56:00	00:01:00.0	39.1	39.1	0.0	39.1	1237	8121.686564
1238	2013/07/15	07:57:00	00:01:00.0	53.4	53.4	0.0	53.4	1238	218001.8401
1239	2013/07/15	07:58:00	00:01:00.0	50.4	50.4	0.0	50.4	1239	108609.7554
1240	2013/07/15	07:59:00	00:01:00.0	39.9	39.9	0.0	39.9	1240	9851.181298
1241	2013/07/15	08:00:00	00:01:00.0	41.2	41.2	0.0	41.2	1241	13167.03967
1242	2013/07/15	08:01:00	00:01:00.0	40.3	40.3	0.0	40.3	1242	10834.56305
1243	2013/07/15	08:02:00	00:01:00.0	39.0	39.0	0.0	39.0	1243	7972.766395
1244	2013/07/15	08:03:00	00:01:00.0	39.1	39.1	0.0	39.1	1244	8065.963739
1245	2013/07/15	08:04:00	00:01:00.0	39.4	39.4	0.0	39.4	1245	8785.027666
1246	2013/07/15	08:05:00	00:01:00.0	39.9	39.9	0.0	39.9	1246	9726.483543
1247	2013/07/15	08:06:00	00:01:00.0	40.5	40.5	0.0	40.5	1247	11155.52283
1248	2013/07/15	08:07:00	00:01:00.0	39.5	39.5	0.0	39.5	1248	8903.675443
1249	2013/07/15	08:08:00	00:01:00.0	40.1	40.1	0.0	40.1	1249	10276.37768
1250	2013/07/15	08:09:00	00:01:00.0	47.0	47.0	0.0	47.0	1250	49784.04138
1251	2013/07/15	08:10:00	00:01:00.0	39.1	39.1	0.0	39.1	1251	8118.940509
1252	2013/07/15	08:11:00	00:01:00.0	38.2	38.2	0.0	38.2	1252	6596.231409
1253	2013/07/15	08:12:00	00:01:00.0	39.0	39.0	0.0	39.0	1253	7953.496425
1254	2013/07/15	08:13:00	00:01:00.0	40.6	40.6	0.0	40.6	1254	11613.68431
1255	2013/07/15	08:14:00	00:01:00.0	49.2	49.2	0.0	49.2	1255	82357.50879
1256	2013/07/15	08:15:00	00:01:00.0	44.8	44.8	0.0	44.8	1256	30324.62938
1257	2013/07/15	08:16:00	00:01:00.0	39.9	39.9	0.0	39.9	1257	9685.706096
1258	2013/07/15	08:17:00	00:01:00.0	60.3	60.3	0.0	60.3	1258	1080826.227
1259	2013/07/15	08:18:00	00:01:00.0	61.7	61.7	0.0	61.7	1259	1491154.24
1260	2013/07/15	08:19:00	00:01:00.0	39.1	39.1	0.0	39.1	1260	8049.593064

Location 3 - Blackburn Lane

Record #	Date	Time	Duration	LAeq	Base Leq	Penalty	Base+Penalty	count	10 ^{^(leq/10)}
1261	2013/07/15	08:20:00	00:01:00.0	39.6	39.6	0.0	39.6	1261	9030.070622
1262	2013/07/15	08:21:00	00:01:00.0	40.2	40.2	0.0	40.2	1262	10554.55163
1263	2013/07/15	08:22:00	00:01:00.0	43.4	43.4	0.0	43.4	1263	21985.32803
1264	2013/07/15	08:23:00	00:01:00.0	56.4	56.4	0.0	56.4	1264	436733.0559
1265	2013/07/15	08:24:00	00:01:00.0	41.8	41.8	0.0	41.8	1265	15085.00226
1266	2013/07/15	08:25:00	00:01:00.0	40.0	40.0	0.0	40.0	1266	9966.345054
1267	2013/07/15	08:26:00	00:01:00.0	40.2	40.2	0.0	40.2	1267	10517.61679
1268	2013/07/15	08:27:00	00:01:00.0	40.6	40.6	0.0	40.6	1268	11577.02862
1269	2013/07/15	08:28:00	00:01:00.0	39.7	39.7	0.0	39.7	1269	9292.578001
1270	2013/07/15	08:29:00	00:01:00.0	40.1	40.1	0.0	40.1	1270	10222.53219
1271	2013/07/15	08:30:00	00:01:00.0	39.7	39.7	0.0	39.7	1271	9358.788549
1272	2013/07/15	08:31:00	00:01:00.0	41.6	41.6	0.0	41.6	1272	14312.07459
1273	2013/07/15	08:32:00	00:01:00.0	43.7	43.7	0.0	43.7	1273	23434.42786
1274	2013/07/15	08:33:00	00:01:00.0	53.3	53.3	0.0	53.3	1274	215892.9367
1275	2013/07/15	08:34:00	00:01:00.0	75.4	75.4	0.0	75.4	1275	34689355.26
1276	2013/07/15	08:35:00	00:01:00.0	64.0	64.0	0.0	64.0	1276	2524844.58
1277	2013/07/15	08:36:00	00:01:00.0	44.1	44.1	0.0	44.1	1277	25694.40029
1278	2013/07/15	08:37:00	00:01:00.0	41.5	41.5	0.0	41.5	1278	14096.79327
1279	2013/07/15	08:38:00	00:01:00.0	42.5	42.5	0.0	42.5	1279	17793.3406
1280	2013/07/15	08:39:00	00:01:00.0	55.8	55.8	0.0	55.8	1280	377672.7331
1281	2013/07/15	08:40:00	00:01:00.0	43.3	43.3	0.0	43.3	1281	21138.39932
1282	2013/07/15	08:41:00	00:01:00.0	43.0	43.0	0.0	43.0	1282	19953.93762
1283	2013/07/15	08:42:00	00:01:00.0	49.6	49.6	0.0	49.6	1283	90533.16612
1284	2013/07/15	08:43:00	00:01:00.0	54.1	54.1	0.0	54.1	1284	259859.8763
1285	2013/07/15	08:44:00	00:01:00.0	41.1	41.1	0.0	41.1	1285	13016.77743
1286	2013/07/15	08:45:00	00:01:00.0	42.1	42.1	0.0	42.1	1286	16306.67221
1287	2013/07/15	08:46:00	00:01:00.0	42.6	42.6	0.0	42.6	1287	18325.67573
1288	2013/07/15	08:47:00	00:01:00.0	43.4	43.4	0.0	43.4	1288	22077.63558
1289	2013/07/15	08:48:00	00:01:00.0	40.6	40.6	0.0	40.6	1289	11598.09734
1290	2013/07/15	08:49:00	00:01:00.0	40.0	40.0	0.0	40.0	1290	10016.80848
1291	2013/07/15	08:50:00	00:01:00.0	64.8	64.8	0.0	64.8	1291	3043376.711
1292	2013/07/15	08:51:00	00:01:00.0	67.2	67.2	0.0	67.2	1292	5207954.428
1293	2013/07/15	08:52:00	00:01:00.0	66.2	66.2	0.0	66.2	1293	4195204.572
1294	2013/07/15	08:53:00	00:01:00.0	61.8	61.8	0.0	61.8	1294	1514017.056
1295	2013/07/15	08:54:00	00:01:00.0	55.3	55.3	0.0	55.3	1295	340018.4889
1296	2013/07/15	08:55:00	00:01:00.0	50.9	50.9	0.0	50.9	1296	123157.9621
1297	2013/07/15	08:56:00	00:01:00.0	51.9	51.9	0.0	51.9	1297	154514.0213
1298	2013/07/15	08:57:00	00:01:00.0	59.7	59.7	0.0	59.7	1298	934480.7802
1299	2013/07/15	08:58:00	00:01:00.0	69.1	69.1	0.0	69.1	1299	8036269.154
1300	2013/07/15	08:59:00	00:01:00.0	60.0	60.0	0.0	60.0	1300	996140.0212
1301	2013/07/15	09:00:00	00:01:00.0	44.4	44.4	0.0	44.4	1301	27382.56076
1302	2013/07/15	09:01:00	00:01:00.0	49.7	49.7	0.0	49.7	1302	92858.13926
1303	2013/07/15	09:02:00	00:01:00.0	41.0	41.0	0.0	41.0	1303	12653.69854
1304	2013/07/15	09:03:00	00:01:00.0	41.7	41.7	0.0	41.7	1304	14817.27552
1305	2013/07/15	09:04:00	00:01:00.0	42.3	42.3	0.0	42.3	1305	16928.38666

Location 3 - Blackburn Lane

Record #	Date	Time	Duration	LAeq	Base Leq	Penalty	Base+Penalty	count	10 ^{^(leq/10)}
1306	2013/07/15	09:05:00	00:01:00.0	53.8	53.8	0.0	53.8	1306	242418.4862
1307	2013/07/15	09:06:00	00:01:00.0	52.9	52.9	0.0	52.9	1307	192776.2974
1308	2013/07/15	09:07:00	00:01:00.0	49.3	49.3	0.0	49.3	1308	85798.95125
1309	2013/07/15	09:08:00	00:01:00.0	52.0	52.0	0.0	52.0	1309	157863.8257
1310	2013/07/15	09:09:00	00:01:00.0	59.7	59.7	0.0	59.7	1310	923561.7269
1311	2013/07/15	09:10:00	00:01:00.0	49.1	49.1	0.0	49.1	1311	81029.46278
1312	2013/07/15	09:11:00	00:01:00.0	46.5	46.5	0.0	46.5	1312	44380.48064
1313	2013/07/15	09:12:00	00:01:00.0	44.1	44.1	0.0	44.1	1313	25615.93474
1314	2013/07/15	09:13:00	00:01:00.0	41.9	41.9	0.0	41.9	1314	15620.29913
1315	2013/07/15	09:14:00	00:01:00.0	44.0	44.0	0.0	44.0	1315	25026.85166
1316	2013/07/15	09:15:00	00:01:00.0	45.3	45.3	0.0	45.3	1316	34076.92539
1317	2013/07/15	09:16:00	00:01:00.0	43.4	43.4	0.0	43.4	1317	21749.2319
1318	2013/07/15	09:17:00	00:01:00.0	41.1	41.1	0.0	41.1	1318	12816.22841
1319	2013/07/15	09:18:00	00:01:00.0	42.7	42.7	0.0	42.7	1319	18617.73456
1320	2013/07/15	09:19:00	00:01:00.0	43.8	43.8	0.0	43.8	1320	24086.67261
1321	2013/07/15	09:20:00	00:01:00.0	43.3	43.3	0.0	43.3	1321	21367.97724
1322	2013/07/15	09:21:00	00:01:00.0	47.6	47.6	0.0	47.6	1322	56893.17829
1323	2013/07/15	09:22:00	00:01:00.0	43.4	43.4	0.0	43.4	1323	22021.02472
1324	2013/07/15	09:23:00	00:01:00.0	45.4	45.4	0.0	45.4	1324	34928.60402
1325	2013/07/15	09:24:00	00:01:00.0	44.8	44.8	0.0	44.8	1325	30437.24247
1326	2013/07/15	09:25:00	00:01:00.0	46.1	46.1	0.0	46.1	1326	41090.30786
1327	2013/07/15	09:26:00	00:01:00.0	44.9	44.9	0.0	44.9	1327	30784.19414
1328	2013/07/15	09:27:00	00:01:00.0	54.7	54.7	0.0	54.7	1328	297738.2353
1329	2013/07/15	09:28:00	00:01:00.0	43.5	43.5	0.0	43.5	1329	22365.06082
1330	2013/07/15	09:29:00	00:01:00.0	43.8	43.8	0.0	43.8	1330	23718.8408
1331	2013/07/15	09:30:00	00:01:00.0	41.9	41.9	0.0	41.9	1331	15360.31856
1332	2013/07/15	09:31:00	00:01:00.0	41.6	41.6	0.0	41.6	1332	14512.26343
1333	2013/07/15	09:32:00	00:01:00.0	42.4	42.4	0.0	42.4	1333	17261.10354
1334	2013/07/15	09:33:00	00:01:00.0	45.5	45.5	0.0	45.5	1334	35266.97747
1335	2013/07/15	09:34:00	00:01:00.0	48.8	48.8	0.0	48.8	1335	75376.40365
1336	2013/07/15	09:35:00	00:01:00.0	57.8	57.8	0.0	57.8	1336	604958.6526
1337	2013/07/15	09:36:00	00:01:00.0	51.0	51.0	0.0	51.0	1337	124905.3058
1338	2013/07/15	09:37:00	00:01:00.0	51.8	51.8	0.0	51.8	1338	149767.676
1339	2013/07/15	09:38:00	00:01:00.0	63.6	63.6	0.0	63.6	1339	2267257.219
1340	2013/07/15	09:39:00	00:01:00.0	66.7	66.7	0.0	66.7	1340	4671526.005
1341	2013/07/15	09:40:00	00:01:00.0	65.9	65.9	0.0	65.9	1341	3923052.454
1342	2013/07/15	09:41:00	00:01:00.0	73.5	73.5	0.0	73.5	1342	22602064.08
1343	2013/07/15	09:42:00	00:01:00.0	83.0	83.0	0.0	83.0	1343	197724013.6
1344	2013/07/15	09:43:00	00:01:00.0	64.8	64.8	0.0	64.8	1344	3013371.902
1345	2013/07/15	09:44:00	00:01:00.0	79.6	79.6	0.0	79.6	1345	90196622.88
1346	2013/07/15	09:45:00	00:01:00.0	61.4	61.4	0.0	61.4	1346	1373464.323
1347	2013/07/15	09:46:00	00:01:00.0	76.5	76.5	0.0	76.5	1347	44829040.99
1348	2013/07/15	09:47:00	00:01:00.0	80.4	80.4	0.0	80.4	1348	109868053.3
1349	2013/07/15	09:48:00	00:01:00.0	64.6	64.6	0.0	64.6	1349	2915373.581
1350	2013/07/15	09:49:00	00:01:00.0	47.1	47.1	0.0	47.1	1350	51412.09393

Location 3 - Blackburn Lane

Record #	Date	Time	Duration	LAeq	Base Leq	Penalty	Base+Penalty	count	10 ^{^(leq/10)}
1351	2013/07/15	09:50:00	00:01:00.0	46.0	46.0	0.0	46.0	1351	39711.28639
1352	2013/07/15	09:51:00	00:01:00.0	46.7	46.7	0.0	46.7	1352	46675.51587
1353	2013/07/15	09:52:00	00:01:00.0	44.9	44.9	0.0	44.9	1353	30988.36983
1354	2013/07/15	09:53:00	00:01:00.0	45.7	45.7	0.0	45.7	1354	36785.55064
1355	2013/07/15	09:54:00	00:01:00.0	50.3	50.3	0.0	50.3	1355	107089.9995
1356	2013/07/15	09:55:00	00:01:00.0	52.7	52.7	0.0	52.7	1356	184357.1965
1357	2013/07/15	09:56:00	00:01:00.0	49.7	49.7	0.0	49.7	1357	93309.95468
1358	2013/07/15	09:57:00	00:01:00.0	50.3	50.3	0.0	50.3	1358	106109.475
1359	2013/07/15	09:58:00	00:01:00.0	52.2	52.2	0.0	52.2	1359	164685.929
1360	2013/07/15	09:59:00	00:01:00.0	55.7	55.7	0.0	55.7	1360	370540.3004
1361	2013/07/15	10:00:00	00:01:00.0	53.4	53.4	0.0	53.4	1361	216919.1974
1362	2013/07/15	10:01:00	00:01:00.0	52.3	52.3	0.0	52.3	1362	168771.7995
1363	2013/07/15	10:02:00	00:01:00.0	53.1	53.1	0.0	53.1	1363	204958.9418
1364	2013/07/15	10:03:00	00:01:00.0	55.6	55.6	0.0	55.6	1364	359832.5644
1365	2013/07/15	10:04:00	00:01:00.0	53.7	53.7	0.0	53.7	1365	231913.8527
1366	2013/07/15	10:05:00	00:01:00.0	53.8	53.8	0.0	53.8	1366	237814.665
1367	2013/07/15	10:06:00	00:01:00.0	53.3	53.3	0.0	53.3	1367	214563.9233
1368	2013/07/15	10:07:00	00:01:00.0	51.8	51.8	0.0	51.8	1368	150121.7026
1369	2013/07/15	10:08:00	00:01:00.0	51.6	51.6	0.0	51.6	1369	143089.1955
1370	2013/07/15	10:09:00	00:01:00.0	52.3	52.3	0.0	52.3	1370	170804.502
1371	2013/07/15	10:10:00	00:01:00.0	54.4	54.4	0.0	54.4	1371	272413.0861
1372	2013/07/15	10:11:00	00:01:00.0	53.4	53.4	0.0	53.4	1372	219864.4811
1373	2013/07/15	10:12:00	00:01:00.0	54.1	54.1	0.0	54.1	1373	258996.9212
1374	2013/07/15	10:13:00	00:01:00.0	54.1	54.1	0.0	54.1	1374	254646.1971
1375	2013/07/15	10:14:00	00:01:00.0	55.0	55.0	0.0	55.0	1375	313279.7967
1376	2013/07/15	10:15:00	00:01:00.0	54.7	54.7	0.0	54.7	1376	294756.73
1377	2013/07/15	10:16:00	00:01:00.0	53.8	53.8	0.0	53.8	1377	240815.9548
1378	2013/07/15	10:17:00	00:01:00.0	51.4	51.4	0.0	51.4	1378	137366.5808
1379	2013/07/15	10:18:00	00:01:00.0	49.7	49.7	0.0	49.7	1379	93350.20589
1380	2013/07/15	10:19:00	00:01:00.0	50.9	50.9	0.0	50.9	1380	122638.4012
1381	2013/07/15	10:20:00	00:01:00.0	52.1	52.1	0.0	52.1	1381	160530.3864
1382	2013/07/15	10:21:00	00:01:00.0	52.8	52.8	0.0	52.8	1382	192537.185
1383	2013/07/15	10:22:00	00:01:00.0	53.2	53.2	0.0	53.2	1383	207330.7611
1384	2013/07/15	10:23:00	00:01:00.0	54.4	54.4	0.0	54.4	1384	276656.3794
1385	2013/07/15	10:24:00	00:01:00.0	53.4	53.4	0.0	53.4	1385	219105.282
1386	2013/07/15	10:25:00	00:01:00.0	51.6	51.6	0.0	51.6	1386	145248.5026
1387	2013/07/15	10:26:00	00:01:00.0	50.4	50.4	0.0	50.4	1387	109921.3366
1388	2013/07/15	10:27:00	00:01:00.0	40.7	40.7	0.0	40.7	1388	11741.88997
1389	2013/07/15	10:28:00	00:01:00.0	42.8	42.8	0.0	42.8	1389	19146.79555
1390	2013/07/15	10:29:00	00:01:00.0	44.4	44.4	0.0	44.4	1390	27530.17907
1391	2013/07/15	10:30:00	00:01:00.0	52.4	52.4	0.0	52.4	1391	172977.2722
1392	2013/07/15	10:31:00	00:01:00.0	49.6	49.6	0.0	49.6	1392	90291.58521
1393	2013/07/15	10:32:00	00:01:00.0	51.6	51.6	0.0	51.6	1393	144170.2515
1394	2013/07/15	10:33:00	00:01:00.0	53.5	53.5	0.0	53.5	1394	224478.1962
1395	2013/07/15	10:34:00	00:01:00.0	52.6	52.6	0.0	52.6	1395	182764.3793

Location 3 - Blackburn Lane

Record #	Date	Time	Duration	LAeq	Base Leq	Penalty	Base+Penalty	count	10 ^{^(leq/10)}
1396	2013/07/15	10:35:00	00:01:00.0	53.2	53.2	0.0	53.2	1396	210883.2711
1397	2013/07/15	10:36:00	00:01:00.0	52.6	52.6	0.0	52.6	1397	181137.4268
1398	2013/07/15	10:37:00	00:01:00.0	52.5	52.5	0.0	52.5	1398	177697.0952
1399	2013/07/15	10:38:00	00:01:00.0	54.0	54.0	0.0	54.0	1399	252172.1718
1400	2013/07/15	10:39:00	00:01:00.0	52.6	52.6	0.0	52.6	1400	184075.9713
1401	2013/07/15	10:40:00	00:01:00.0	52.0	52.0	0.0	52.0	1401	160020.0579
1402	2013/07/15	10:41:00	00:01:00.0	52.0	52.0	0.0	52.0	1402	159000.7713
1403	2013/07/15	10:42:00	00:01:00.0	50.3	50.3	0.0	50.3	1403	108110.0627
1404	2013/07/15	10:43:00	00:01:00.0	48.1	48.1	0.0	48.1	1404	65222.84208
1405	2013/07/15	10:44:00	00:01:00.0	46.7	46.7	0.0	46.7	1405	46999.78497
1406	2013/07/15	10:45:00	00:01:00.0	50.5	50.5	0.0	50.5	1406	111763.7419
1407	2013/07/15	10:46:00	00:01:00.0	50.6	50.6	0.0	50.6	1407	113826.3349
1408	2013/07/15	10:47:00	00:01:00.0	52.0	52.0	0.0	52.0	1408	158377.5717
1409	2013/07/15	10:48:00	00:01:00.0	51.4	51.4	0.0	51.4	1409	137927.5773
1410	2013/07/15	10:49:00	00:01:00.0	48.9	48.9	0.0	48.9	1410	77313.22404
1411	2013/07/15	10:50:00	00:01:00.0	46.4	46.4	0.0	46.4	1411	43427.71998
1412	2013/07/15	10:51:00	00:01:00.0	47.5	47.5	0.0	47.5	1412	55992.22769
1413	2013/07/15	10:52:00	00:01:00.0	49.6	49.6	0.0	49.6	1413	91559.35578
1414	2013/07/15	10:53:00	00:01:00.0	41.9	41.9	0.0	41.9	1414	15550.50917
1415	2013/07/15	10:54:00	00:01:00.0	44.9	44.9	0.0	44.9	1415	30714.56439
1416	2013/07/15	10:55:00	00:01:00.0	43.4	43.4	0.0	43.4	1416	22085.06406
1417	2013/07/15	10:56:00	00:01:00.0	41.0	41.0	0.0	41.0	1417	12485.78092
1418	2013/07/15	10:57:00	00:01:00.0	43.3	43.3	0.0	43.3	1418	21270.67617
1419	2013/07/15	10:58:00	00:01:00.0	41.8	41.8	0.0	41.8	1419	15223.98352
1420	2013/07/15	10:59:00	00:01:00.0	43.1	43.1	0.0	43.1	1420	20242.92517
1421	2013/07/15	11:00:00	00:01:00.0	40.7	40.7	0.0	40.7	1421	11820.92035
1422	2013/07/15	11:01:00	00:01:00.0	41.5	41.5	0.0	41.5	1422	14035.43742
1423	2013/07/15	11:02:00	00:01:00.0	44.9	44.9	0.0	44.9	1423	31199.32532
1424	2013/07/15	11:03:00	00:01:00.0	42.3	42.3	0.0	42.3	1424	17051.84864
1425	2013/07/15	11:04:00	00:01:00.0	41.0	41.0	0.0	41.0	1425	12551.38233
1426	2013/07/15	11:05:00	00:01:00.0	47.0	47.0	0.0	47.0	1426	50419.28289
1427	2013/07/15	11:06:00	00:01:00.0	49.7	49.7	0.0	49.7	1427	92314.56619
1428	2013/07/15	11:07:00	00:01:00.0	51.0	51.0	0.0	51.0	1428	125813.833
1429	2013/07/15	11:08:00	00:01:00.0	52.2	52.2	0.0	52.2	1429	165667.8672
1430	2013/07/15	11:09:00	00:01:00.0	53.8	53.8	0.0	53.8	1430	240786.1317
1431	2013/07/15	11:10:00	00:01:00.0	52.6	52.6	0.0	52.6	1431	181934.8613
1432	2013/07/15	11:11:00	00:01:00.0	54.1	54.1	0.0	54.1	1432	256187.0241
1433	2013/07/15	11:12:00	00:01:00.0	54.7	54.7	0.0	54.7	1433	296551.9814
1434	2013/07/15	11:13:00	00:01:00.0	51.7	51.7	0.0	51.7	1434	147627.0026
1435	2013/07/15	11:14:00	00:01:00.0	52.2	52.2	0.0	52.2	1435	164893.929
1436	2013/07/15	11:15:00	00:01:00.0	53.1	53.1	0.0	53.1	1436	204443.8069
1437	2013/07/15	11:16:00	00:01:00.0	53.4	53.4	0.0	53.4	1437	221299.5961
1438	2013/07/15	11:17:00	00:01:00.0	52.3	52.3	0.0	52.3	1438	168530.0394
1439	2013/07/15	11:18:00	00:01:00.0	52.0	52.0	0.0	52.0	1439	157612.9079
1440	2013/07/15	11:19:00	00:01:00.0	51.8	51.8	0.0	51.8	1440	149954.3314

Location 3 - Blackburn Lane

Record #	Date	Time	Duration	LAeq	Base Leq	Penalty	Base+Penalty	count	$10^{(leq/10)}$
									834659698.2
									1440
									579624.7904
									5.763146952
								L_{dn}	57.63146952

Reading #4

General Information			
Serial Number	03005		
Model	831		
Firmware Version	2.202		
Filename	831_Data.019		
User	M Johnston, R Eckenrode		
Job Description	TVA Noise Assessment		
Location	Boat Launch		
Measurement Description			
Start Time	Monday, 2013 July 15 11:10:00		
Stop Time	Tuesday, 2013 July 16 11:10:00		
Duration	1 Day 00:00:00.0		
Run Time	1 Day 00:00:00.0		
Pause	00:00:00.0		
Pre Calibration	Saturday, 2013 July 13 22:05:41		
Post Calibration	None		
Calibration Deviation	---		

Note

Overall Data				
LAeq			47.9	dB
LASmax	2013 Jul 15 18:19:56		79.7	dB
LZpeak (max)	2013 Jul 15 18:19:56		113.3	dB
LASmin	2013 Jul 15 15:05:21		37.3	dB
LCeq			60.6	dB
LAeq			47.9	dB
LCeq - LAeq			12.7	dB
LA1eq			51.4	dB
LAeq			47.9	dB
LA1eq - LAeq			3.5	dB
Ldn			54.6	dB
LDay 07:00-22:00			47.7	dB
LNight 22:00-07:00			48.3	dB
Lden			54.6	dB
LDay 07:00-19:00			47.7	dB
LEvening 19:00-22:00			47.6	dB
LNight 22:00-07:00			48.3	dB
LAE			97.3	dB
EA			592.7	µPa²h
EA8			197.6	µPa²h
EA40			987.9	µPa²h
# Overloads			0	
Overload Duration			0.0	s

Statistics				
LAS5.00			51.6	dBA
LAS10.00			50.2	dBA
LAS33.30			47.4	dBA
LAS50.00			45.9	dBA
LAS66.60			44.6	dBA
LAS90.00			42.5	dBA
LAS > 65.0 dB (Exceedence Counts / Duration)	10 /	50.3		s
LAS > 85.0 dB (Exceedence Counts / Duration)	0 /	0.0		s
LZpeak > 135.0 dB (Exceedence Counts / Duration)	0 /	0.0		s
LZpeak > 137.0 dB (Exceedence Counts / Duration)	0 /	0.0		s
LZpeak > 140.0 dB (Exceedence Counts / Duration)	0 /	0.0		s

Location 4 - Gallaher Recreation Area

Record #	Date	Time	Duration	LAeq	Base Leq	Penalty	Base+Penalty	count	10^{^(leq/10)}
1	2013/07/15	11:10:00	00:01:00.0	55.3	55.3	0.0	55.3	1	339205.6113
2	2013/07/15	11:11:00	00:01:00.0	47.3	47.3	0.0	47.3	2	54091.55934
3	2013/07/15	11:12:00	00:01:00.0	53.1	53.1	0.0	53.1	3	202551.9757
4	2013/07/15	11:13:00	00:01:00.0	46.2	46.2	0.0	46.2	4	41600.76659
5	2013/07/15	11:14:00	00:01:00.0	48.2	48.2	0.0	48.2	5	66621.33906
6	2013/07/15	11:15:00	00:01:00.0	48.2	48.2	0.0	48.2	6	65574.80144
7	2013/07/15	11:16:00	00:01:00.0	45.3	45.3	0.0	45.3	7	33708.40395
8	2013/07/15	11:17:00	00:01:00.0	44.0	44.0	0.0	44.0	8	25405.92864
9	2013/07/15	11:18:00	00:01:00.0	41.9	41.9	0.0	41.9	9	15357.26968
10	2013/07/15	11:19:00	00:01:00.0	43.3	43.3	0.0	43.3	10	21562.76135
11	2013/07/15	11:20:00	00:01:00.0	45.3	45.3	0.0	45.3	11	34131.71508
12	2013/07/15	11:21:00	00:01:00.0	44.7	44.7	0.0	44.7	12	29579.78066
13	2013/07/15	11:22:00	00:01:00.0	43.9	43.9	0.0	43.9	13	24304.78779
14	2013/07/15	11:23:00	00:01:00.0	43.0	43.0	0.0	43.0	14	19908.38478
15	2013/07/15	11:24:00	00:01:00.0	42.6	42.6	0.0	42.6	15	18041.28834
16	2013/07/15	11:25:00	00:01:00.0	45.4	45.4	0.0	45.4	16	34521.78039
17	2013/07/15	11:26:00	00:01:00.0	44.3	44.3	0.0	44.3	17	27001.48878
18	2013/07/15	11:27:00	00:01:00.0	48.1	48.1	0.0	48.1	18	65195.46342
19	2013/07/15	11:28:00	00:01:00.0	57.9	57.9	0.0	57.9	19	618621.4036
20	2013/07/15	11:29:00	00:01:00.0	45.9	45.9	0.0	45.9	20	38950.92781
21	2013/07/15	11:30:00	00:01:00.0	55.3	55.3	0.0	55.3	21	339569.5996
22	2013/07/15	11:31:00	00:01:00.0	47.4	47.4	0.0	47.4	22	55327.62743
23	2013/07/15	11:32:00	00:01:00.0	48.2	48.2	0.0	48.2	23	65661.94855
24	2013/07/15	11:33:00	00:01:00.0	47.8	47.8	0.0	47.8	24	60782.68873
25	2013/07/15	11:34:00	00:01:00.0	45.8	45.8	0.0	45.8	25	38299.60996
26	2013/07/15	11:35:00	00:01:00.0	48.0	48.0	0.0	48.0	26	63661.05405
27	2013/07/15	11:36:00	00:01:00.0	45.2	45.2	0.0	45.2	27	33225.08223
28	2013/07/15	11:37:00	00:01:00.0	44.2	44.2	0.0	44.2	28	26398.15891
29	2013/07/15	11:38:00	00:01:00.0	44.4	44.4	0.0	44.4	29	27764.27929
30	2013/07/15	11:39:00	00:01:00.0	45.1	45.1	0.0	45.1	30	32427.18664
31	2013/07/15	11:40:00	00:01:00.0	48.7	48.7	0.0	48.7	31	74230.33767
32	2013/07/15	11:41:00	00:01:00.0	46.3	46.3	0.0	46.3	32	42314.57865
33	2013/07/15	11:42:00	00:01:00.0	47.7	47.7	0.0	47.7	33	58955.27776
34	2013/07/15	11:43:00	00:01:00.0	43.9	43.9	0.0	43.9	34	24307.32839
35	2013/07/15	11:44:00	00:01:00.0	46.3	46.3	0.0	46.3	35	43043.2096
36	2013/07/15	11:45:00	00:01:00.0	45.3	45.3	0.0	45.3	36	34002.17742
37	2013/07/15	11:46:00	00:01:00.0	44.0	44.0	0.0	44.0	37	24997.19254
38	2013/07/15	11:47:00	00:01:00.0	45.2	45.2	0.0	45.2	38	32822.35503
39	2013/07/15	11:48:00	00:01:00.0	51.8	51.8	0.0	51.8	39	150546.1055
40	2013/07/15	11:49:00	00:01:00.0	49.0	49.0	0.0	49.0	40	79317.15746
41	2013/07/15	11:50:00	00:01:00.0	44.7	44.7	0.0	44.7	41	29367.95892
42	2013/07/15	11:51:00	00:01:00.0	45.3	45.3	0.0	45.3	42	34096.71621
43	2013/07/15	11:52:00	00:01:00.0	48.7	48.7	0.0	48.7	43	74127.32574
44	2013/07/15	11:53:00	00:01:00.0	44.3	44.3	0.0	44.3	44	26672.88685
45	2013/07/15	11:54:00	00:01:00.0	46.0	46.0	0.0	46.0	45	39638.73038

Location 4 - Gallaher Recreation Area

Record #	Date	Time	Duration	LAeq	Base Leq	Penalty	Base+Penalty	count	10^{^(leq/10)}
46	2013/07/15	11:55:00	00:01:00.0	54.6	54.6	0.0	54.6	46	286270.389
47	2013/07/15	11:56:00	00:01:00.0	47.7	47.7	0.0	47.7	47	58923.0767
48	2013/07/15	11:57:00	00:01:00.0	45.8	45.8	0.0	45.8	48	38288.1737
49	2013/07/15	11:58:00	00:01:00.0	43.9	43.9	0.0	43.9	49	24419.29256
50	2013/07/15	11:59:00	00:01:00.0	43.4	43.4	0.0	43.4	50	21998.79204
51	2013/07/15	12:00:00	00:01:00.0	45.2	45.2	0.0	45.2	51	33447.88548
52	2013/07/15	12:01:00	00:01:00.0	44.2	44.2	0.0	44.2	52	26178.77347
53	2013/07/15	12:02:00	00:01:00.0	48.8	48.8	0.0	48.8	53	75868.00603
54	2013/07/15	12:03:00	00:01:00.0	44.4	44.4	0.0	44.4	54	27852.11435
55	2013/07/15	12:04:00	00:01:00.0	43.6	43.6	0.0	43.6	55	22795.49992
56	2013/07/15	12:05:00	00:01:00.0	47.9	47.9	0.0	47.9	56	62276.70664
57	2013/07/15	12:06:00	00:01:00.0	44.7	44.7	0.0	44.7	57	29508.33894
58	2013/07/15	12:07:00	00:01:00.0	45.6	45.6	0.0	45.6	58	36724.37186
59	2013/07/15	12:08:00	00:01:00.0	45.3	45.3	0.0	45.3	59	33919.45874
60	2013/07/15	12:09:00	00:01:00.0	47.6	47.6	0.0	47.6	60	57297.74261
61	2013/07/15	12:10:00	00:01:00.0	42.8	42.8	0.0	42.8	61	19018.38611
62	2013/07/15	12:11:00	00:01:00.0	42.4	42.4	0.0	42.4	62	17412.72943
63	2013/07/15	12:12:00	00:01:00.0	45.2	45.2	0.0	45.2	63	33187.5439
64	2013/07/15	12:13:00	00:01:00.0	43.9	43.9	0.0	43.9	64	24695.3467
65	2013/07/15	12:14:00	00:01:00.0	43.5	43.5	0.0	43.5	65	22522.51487
66	2013/07/15	12:15:00	00:01:00.0	46.3	46.3	0.0	46.3	66	42461.57149
67	2013/07/15	12:16:00	00:01:00.0	45.0	45.0	0.0	45.0	67	31674.06559
68	2013/07/15	12:17:00	00:01:00.0	48.7	48.7	0.0	48.7	68	74223.10067
69	2013/07/15	12:18:00	00:01:00.0	44.8	44.8	0.0	44.8	69	30328.57178
70	2013/07/15	12:19:00	00:01:00.0	43.3	43.3	0.0	43.3	70	21212.22139
71	2013/07/15	12:20:00	00:01:00.0	41.4	41.4	0.0	41.4	71	13919.3442
72	2013/07/15	12:21:00	00:01:00.0	41.5	41.5	0.0	41.5	72	14250.24485
73	2013/07/15	12:22:00	00:01:00.0	40.9	40.9	0.0	40.9	73	12174.05065
74	2013/07/15	12:23:00	00:01:00.0	44.8	44.8	0.0	44.8	74	29974.87847
75	2013/07/15	12:24:00	00:01:00.0	46.2	46.2	0.0	46.2	75	42058.12126
76	2013/07/15	12:25:00	00:01:00.0	44.1	44.1	0.0	44.1	76	25774.69093
77	2013/07/15	12:26:00	00:01:00.0	45.1	45.1	0.0	45.1	77	32433.56745
78	2013/07/15	12:27:00	00:01:00.0	44.6	44.6	0.0	44.6	78	28767.89474
79	2013/07/15	12:28:00	00:01:00.0	46.6	46.6	0.0	46.6	79	45830.69716
80	2013/07/15	12:29:00	00:01:00.0	44.5	44.5	0.0	44.5	80	28363.58209
81	2013/07/15	12:30:00	00:01:00.0	46.7	46.7	0.0	46.7	81	46404.93605
82	2013/07/15	12:31:00	00:01:00.0	45.8	45.8	0.0	45.8	82	38336.5657
83	2013/07/15	12:32:00	00:01:00.0	45.3	45.3	0.0	45.3	83	33986.91913
84	2013/07/15	12:33:00	00:01:00.0	46.5	46.5	0.0	46.5	84	44212.7456
85	2013/07/15	12:34:00	00:01:00.0	44.5	44.5	0.0	44.5	85	27976.08124
86	2013/07/15	12:35:00	00:01:00.0	43.3	43.3	0.0	43.3	86	21504.88274
87	2013/07/15	12:36:00	00:01:00.0	44.4	44.4	0.0	44.4	87	27651.91153
88	2013/07/15	12:37:00	00:01:00.0	45.9	45.9	0.0	45.9	88	38904.69903
89	2013/07/15	12:38:00	00:01:00.0	44.5	44.5	0.0	44.5	89	27877.2261
90	2013/07/15	12:39:00	00:01:00.0	42.7	42.7	0.0	42.7	90	18447.13947

Location 4 - Gallaher Recreation Area

Record #	Date	Time	Duration	LAeq	Base Leq	Penalty	Base+Penalty	count	10^{^(leq/10)}
91	2013/07/15	12:40:00	00:01:00.0	41.8	41.8	0.0	41.8	91	14987.94044
92	2013/07/15	12:41:00	00:01:00.0	42.8	42.8	0.0	42.8	92	18844.13639
93	2013/07/15	12:42:00	00:01:00.0	43.4	43.4	0.0	43.4	93	21917.99672
94	2013/07/15	12:43:00	00:01:00.0	43.7	43.7	0.0	43.7	94	23328.06534
95	2013/07/15	12:44:00	00:01:00.0	45.3	45.3	0.0	45.3	95	33869.59096
96	2013/07/15	12:45:00	00:01:00.0	45.3	45.3	0.0	45.3	96	34224.7802
97	2013/07/15	12:46:00	00:01:00.0	41.7	41.7	0.0	41.7	97	14882.06224
98	2013/07/15	12:47:00	00:01:00.0	42.1	42.1	0.0	42.1	98	16160.83026
99	2013/07/15	12:48:00	00:01:00.0	42.6	42.6	0.0	42.6	99	18051.81373
100	2013/07/15	12:49:00	00:01:00.0	42.0	42.0	0.0	42.0	100	15818.82123
101	2013/07/15	12:50:00	00:01:00.0	44.5	44.5	0.0	44.5	101	27883.54431
102	2013/07/15	12:51:00	00:01:00.0	45.4	45.4	0.0	45.4	102	34440.82268
103	2013/07/15	12:52:00	00:01:00.0	44.1	44.1	0.0	44.1	103	25892.04944
104	2013/07/15	12:53:00	00:01:00.0	46.3	46.3	0.0	46.3	104	42694.53011
105	2013/07/15	12:54:00	00:01:00.0	46.5	46.5	0.0	46.5	105	44749.17826
106	2013/07/15	12:55:00	00:01:00.0	46.4	46.4	0.0	46.4	106	43679.71237
107	2013/07/15	12:56:00	00:01:00.0	46.0	46.0	0.0	46.0	107	40029.06187
108	2013/07/15	12:57:00	00:01:00.0	46.1	46.1	0.0	46.1	108	40324.22458
109	2013/07/15	12:58:00	00:01:00.0	42.7	42.7	0.0	42.7	109	18613.77751
110	2013/07/15	12:59:00	00:01:00.0	44.6	44.6	0.0	44.6	110	28619.32042
111	2013/07/15	13:00:00	00:01:00.0	47.2	47.2	0.0	47.2	111	52144.68001
112	2013/07/15	13:01:00	00:01:00.0	45.7	45.7	0.0	45.7	112	37090.46805
113	2013/07/15	13:02:00	00:01:00.0	45.4	45.4	0.0	45.4	113	34466.60675
114	2013/07/15	13:03:00	00:01:00.0	43.0	43.0	0.0	43.0	114	19923.72666
115	2013/07/15	13:04:00	00:01:00.0	43.5	43.5	0.0	43.5	115	22150.80719
116	2013/07/15	13:05:00	00:01:00.0	44.7	44.7	0.0	44.7	116	29651.6558
117	2013/07/15	13:06:00	00:01:00.0	46.2	46.2	0.0	46.2	117	42008.13092
118	2013/07/15	13:07:00	00:01:00.0	43.8	43.8	0.0	43.8	118	24181.76982
119	2013/07/15	13:08:00	00:01:00.0	42.1	42.1	0.0	42.1	119	16147.97459
120	2013/07/15	13:09:00	00:01:00.0	44.9	44.9	0.0	44.9	120	30648.21474
121	2013/07/15	13:10:00	00:01:00.0	45.1	45.1	0.0	45.1	121	32426.9303
122	2013/07/15	13:11:00	00:01:00.0	44.6	44.6	0.0	44.6	122	29075.60926
123	2013/07/15	13:12:00	00:01:00.0	53.9	53.9	0.0	53.9	123	244982.6684
124	2013/07/15	13:13:00	00:01:00.0	42.8	42.8	0.0	42.8	124	19239.09533
125	2013/07/15	13:14:00	00:01:00.0	44.0	44.0	0.0	44.0	125	24968.13877
126	2013/07/15	13:15:00	00:01:00.0	44.3	44.3	0.0	44.3	126	27013.72964
127	2013/07/15	13:16:00	00:01:00.0	43.4	43.4	0.0	43.4	127	21640.46033
128	2013/07/15	13:17:00	00:01:00.0	43.7	43.7	0.0	43.7	128	23437.001
129	2013/07/15	13:18:00	00:01:00.0	44.3	44.3	0.0	44.3	129	26951.77591
130	2013/07/15	13:19:00	00:01:00.0	44.3	44.3	0.0	44.3	130	26939.63412
131	2013/07/15	13:20:00	00:01:00.0	48.1	48.1	0.0	48.1	131	64588.99676
132	2013/07/15	13:21:00	00:01:00.0	48.0	48.0	0.0	48.0	132	62637.85152
133	2013/07/15	13:22:00	00:01:00.0	48.0	48.0	0.0	48.0	133	63048.36713
134	2013/07/15	13:23:00	00:01:00.0	54.0	54.0	0.0	54.0	134	248543.567
135	2013/07/15	13:24:00	00:01:00.0	46.0	46.0	0.0	46.0	135	39386.31105

Location 4 - Gallaher Recreation Area

Record #	Date	Time	Duration	LAeq	Base Leq	Penalty	Base+Penalty	count	10^{^(leq/10)}
136	2013/07/15	13:25:00	00:01:00.0	42.5	42.5	0.0	42.5	136	17812.05844
137	2013/07/15	13:26:00	00:01:00.0	45.0	45.0	0.0	45.0	137	31332.68551
138	2013/07/15	13:27:00	00:01:00.0	42.5	42.5	0.0	42.5	138	17923.22106
139	2013/07/15	13:28:00	00:01:00.0	44.7	44.7	0.0	44.7	139	29850.86318
140	2013/07/15	13:29:00	00:01:00.0	46.8	46.8	0.0	46.8	140	47514.24216
141	2013/07/15	13:30:00	00:01:00.0	43.9	43.9	0.0	43.9	141	24513.29133
142	2013/07/15	13:31:00	00:01:00.0	43.7	43.7	0.0	43.7	142	23238.97887
143	2013/07/15	13:32:00	00:01:00.0	45.8	45.8	0.0	45.8	143	38167.29314
144	2013/07/15	13:33:00	00:01:00.0	43.9	43.9	0.0	43.9	144	24309.25004
145	2013/07/15	13:34:00	00:01:00.0	45.1	45.1	0.0	45.1	145	32432.65583
146	2013/07/15	13:35:00	00:01:00.0	43.0	43.0	0.0	43.0	146	19735.25267
147	2013/07/15	13:36:00	00:01:00.0	43.5	43.5	0.0	43.5	147	22294.88235
148	2013/07/15	13:37:00	00:01:00.0	41.2	41.2	0.0	41.2	148	13181.67814
149	2013/07/15	13:38:00	00:01:00.0	43.1	43.1	0.0	43.1	149	20291.82775
150	2013/07/15	13:39:00	00:01:00.0	47.4	47.4	0.0	47.4	150	55069.20584
151	2013/07/15	13:40:00	00:01:00.0	48.8	48.8	0.0	48.8	151	75384.48147
152	2013/07/15	13:41:00	00:01:00.0	43.7	43.7	0.0	43.7	152	23337.00095
153	2013/07/15	13:42:00	00:01:00.0	43.7	43.7	0.0	43.7	153	23453.94963
154	2013/07/15	13:43:00	00:01:00.0	48.4	48.4	0.0	48.4	154	68399.7316
155	2013/07/15	13:44:00	00:01:00.0	45.0	45.0	0.0	45.0	155	31432.80351
156	2013/07/15	13:45:00	00:01:00.0	45.4	45.4	0.0	45.4	156	35040.08902
157	2013/07/15	13:46:00	00:01:00.0	45.5	45.5	0.0	45.5	157	35585.70996
158	2013/07/15	13:47:00	00:01:00.0	44.0	44.0	0.0	44.0	158	25118.37892
159	2013/07/15	13:48:00	00:01:00.0	40.5	40.5	0.0	40.5	159	11166.21826
160	2013/07/15	13:49:00	00:01:00.0	41.5	41.5	0.0	41.5	160	14006.69274
161	2013/07/15	13:50:00	00:01:00.0	43.0	43.0	0.0	43.0	161	20092.12252
162	2013/07/15	13:51:00	00:01:00.0	43.9	43.9	0.0	43.9	162	24813.95812
163	2013/07/15	13:52:00	00:01:00.0	54.0	54.0	0.0	54.0	163	251660.5844
164	2013/07/15	13:53:00	00:01:00.0	45.9	45.9	0.0	45.9	164	38946.34351
165	2013/07/15	13:54:00	00:01:00.0	44.9	44.9	0.0	44.9	165	30741.12286
166	2013/07/15	13:55:00	00:01:00.0	45.0	45.0	0.0	45.0	166	31441.50171
167	2013/07/15	13:56:00	00:01:00.0	44.9	44.9	0.0	44.9	167	30721.44472
168	2013/07/15	13:57:00	00:01:00.0	43.7	43.7	0.0	43.7	168	23553.85082
169	2013/07/15	13:58:00	00:01:00.0	44.9	44.9	0.0	44.9	169	30964.31745
170	2013/07/15	13:59:00	00:01:00.0	46.3	46.3	0.0	46.3	170	42461.60879
171	2013/07/15	14:00:00	00:01:00.0	43.9	43.9	0.0	43.9	171	24454.12925
172	2013/07/15	14:01:00	00:01:00.0	46.6	46.6	0.0	46.6	172	45539.0874
173	2013/07/15	14:02:00	00:01:00.0	45.9	45.9	0.0	45.9	173	38510.30969
174	2013/07/15	14:03:00	00:01:00.0	44.7	44.7	0.0	44.7	174	29723.65338
175	2013/07/15	14:04:00	00:01:00.0	48.3	48.3	0.0	48.3	175	67910.27687
176	2013/07/15	14:05:00	00:01:00.0	43.0	43.0	0.0	43.0	176	19983.63269
177	2013/07/15	14:06:00	00:01:00.0	43.7	43.7	0.0	43.7	177	23641.59001
178	2013/07/15	14:07:00	00:01:00.0	47.0	47.0	0.0	47.0	178	50414.85442
179	2013/07/15	14:08:00	00:01:00.0	44.7	44.7	0.0	44.7	179	29297.46627
180	2013/07/15	14:09:00	00:01:00.0	41.9	41.9	0.0	41.9	180	15603.43221

Location 4 - Gallaher Recreation Area

Record #	Date	Time	Duration	LAeq	Base Leq	Penalty	Base+Penalty	count	10^{^(leq/10)}
181	2013/07/15	14:10:00	00:01:00.0	41.2	41.2	0.0	41.2	181	13182.78971
182	2013/07/15	14:11:00	00:01:00.0	42.4	42.4	0.0	42.4	182	17518.84531
183	2013/07/15	14:12:00	00:01:00.0	47.4	47.4	0.0	47.4	183	54716.12218
184	2013/07/15	14:13:00	00:01:00.0	44.4	44.4	0.0	44.4	184	27456.54805
185	2013/07/15	14:14:00	00:01:00.0	47.4	47.4	0.0	47.4	185	55402.27557
186	2013/07/15	14:15:00	00:01:00.0	42.7	42.7	0.0	42.7	186	18775.75181
187	2013/07/15	14:16:00	00:01:00.0	44.6	44.6	0.0	44.6	187	28790.8985
188	2013/07/15	14:17:00	00:01:00.0	42.6	42.6	0.0	42.6	188	18311.75741
189	2013/07/15	14:18:00	00:01:00.0	45.6	45.6	0.0	45.6	189	36506.09177
190	2013/07/15	14:19:00	00:01:00.0	44.7	44.7	0.0	44.7	190	29767.10314
191	2013/07/15	14:20:00	00:01:00.0	41.4	41.4	0.0	41.4	191	13912.30364
192	2013/07/15	14:21:00	00:01:00.0	47.9	47.9	0.0	47.9	192	61678.31812
193	2013/07/15	14:22:00	00:01:00.0	53.7	53.7	0.0	53.7	193	235128.6042
194	2013/07/15	14:23:00	00:01:00.0	44.9	44.9	0.0	44.9	194	31249.81772
195	2013/07/15	14:24:00	00:01:00.0	41.5	41.5	0.0	41.5	195	14160.39484
196	2013/07/15	14:25:00	00:01:00.0	44.0	44.0	0.0	44.0	196	25191.62483
197	2013/07/15	14:26:00	00:01:00.0	46.4	46.4	0.0	46.4	197	43461.0719
198	2013/07/15	14:27:00	00:01:00.0	43.9	43.9	0.0	43.9	198	24684.04798
199	2013/07/15	14:28:00	00:01:00.0	44.0	44.0	0.0	44.0	199	25350.15602
200	2013/07/15	14:29:00	00:01:00.0	45.8	45.8	0.0	45.8	200	38012.38818
201	2013/07/15	14:30:00	00:01:00.0	41.9	41.9	0.0	41.9	201	15618.99575
202	2013/07/15	14:31:00	00:01:00.0	46.5	46.5	0.0	46.5	202	44521.62573
203	2013/07/15	14:32:00	00:01:00.0	46.1	46.1	0.0	46.1	203	40354.09423
204	2013/07/15	14:33:00	00:01:00.0	52.4	52.4	0.0	52.4	204	173191.4846
205	2013/07/15	14:34:00	00:01:00.0	48.0	48.0	0.0	48.0	205	62819.73277
206	2013/07/15	14:35:00	00:01:00.0	43.1	43.1	0.0	43.1	206	20469.39304
207	2013/07/15	14:36:00	00:01:00.0	41.0	41.0	0.0	41.0	207	12471.4442
208	2013/07/15	14:37:00	00:01:00.0	42.3	42.3	0.0	42.3	208	16810.35102
209	2013/07/15	14:38:00	00:01:00.0	43.4	43.4	0.0	43.4	209	21998.98527
210	2013/07/15	14:39:00	00:01:00.0	44.3	44.3	0.0	44.3	210	26985.62664
211	2013/07/15	14:40:00	00:01:00.0	44.4	44.4	0.0	44.4	211	27798.78423
212	2013/07/15	14:41:00	00:01:00.0	42.3	42.3	0.0	42.3	212	16877.62469
213	2013/07/15	14:42:00	00:01:00.0	42.8	42.8	0.0	42.8	213	19082.52472
214	2013/07/15	14:43:00	00:01:00.0	46.2	46.2	0.0	46.2	214	41326.08731
215	2013/07/15	14:44:00	00:01:00.0	46.4	46.4	0.0	46.4	215	43363.45434
216	2013/07/15	14:45:00	00:01:00.0	43.8	43.8	0.0	43.8	216	23951.79543
217	2013/07/15	14:46:00	00:01:00.0	46.7	46.7	0.0	46.7	217	46421.85475
218	2013/07/15	14:47:00	00:01:00.0	45.4	45.4	0.0	45.4	218	34516.04986
219	2013/07/15	14:48:00	00:01:00.0	45.1	45.1	0.0	45.1	219	32456.70841
220	2013/07/15	14:49:00	00:01:00.0	44.0	44.0	0.0	44.0	220	24982.26644
221	2013/07/15	14:50:00	00:01:00.0	43.9	43.9	0.0	43.9	221	24659.66818
222	2013/07/15	14:51:00	00:01:00.0	52.6	52.6	0.0	52.6	222	181017.0243
223	2013/07/15	14:52:00	00:01:00.0	53.8	53.8	0.0	53.8	223	237444.1769
224	2013/07/15	14:53:00	00:01:00.0	44.6	44.6	0.0	44.6	224	29081.66264
225	2013/07/15	14:54:00	00:01:00.0	45.8	45.8	0.0	45.8	225	37767.60504

Location 4 - Gallaher Recreation Area

Record #	Date	Time	Duration	LAeq	Base Leq	Penalty	Base+Penalty	count	10^{^(leq/10)}
226	2013/07/15	14:55:00	00:01:00.0	40.5	40.5	0.0	40.5	226	11131.1411
227	2013/07/15	14:56:00	00:01:00.0	41.0	41.0	0.0	41.0	227	12545.13287
228	2013/07/15	14:57:00	00:01:00.0	42.1	42.1	0.0	42.1	228	16182.52077
229	2013/07/15	14:58:00	00:01:00.0	41.1	41.1	0.0	41.1	229	12957.01493
230	2013/07/15	14:59:00	00:01:00.0	42.8	42.8	0.0	42.8	230	18949.53563
231	2013/07/15	15:00:00	00:01:00.0	45.3	45.3	0.0	45.3	231	34073.3936
232	2013/07/15	15:01:00	00:01:00.0	43.8	43.8	0.0	43.8	232	24016.53393
233	2013/07/15	15:02:00	00:01:00.0	42.7	42.7	0.0	42.7	233	18620.35125
234	2013/07/15	15:03:00	00:01:00.0	44.2	44.2	0.0	44.2	234	26400.68644
235	2013/07/15	15:04:00	00:01:00.0	41.1	41.1	0.0	41.1	235	12834.27537
236	2013/07/15	15:05:00	00:01:00.0	39.0	39.0	0.0	39.0	236	8034.335278
237	2013/07/15	15:06:00	00:01:00.0	42.2	42.2	0.0	42.2	237	16608.3694
238	2013/07/15	15:07:00	00:01:00.0	43.9	43.9	0.0	43.9	238	24721.6943
239	2013/07/15	15:08:00	00:01:00.0	40.4	40.4	0.0	40.4	239	11003.78391
240	2013/07/15	15:09:00	00:01:00.0	39.7	39.7	0.0	39.7	240	9332.20856
241	2013/07/15	15:10:00	00:01:00.0	45.2	45.2	0.0	45.2	241	33310.37904
242	2013/07/15	15:11:00	00:01:00.0	49.9	49.9	0.0	49.9	242	96758.25308
243	2013/07/15	15:12:00	00:01:00.0	48.6	48.6	0.0	48.6	243	72221.64458
244	2013/07/15	15:13:00	00:01:00.0	44.4	44.4	0.0	44.4	244	27655.31213
245	2013/07/15	15:14:00	00:01:00.0	44.1	44.1	0.0	44.1	245	25876.4981
246	2013/07/15	15:15:00	00:01:00.0	42.8	42.8	0.0	42.8	246	19070.69481
247	2013/07/15	15:16:00	00:01:00.0	39.2	39.2	0.0	39.2	247	8286.115501
248	2013/07/15	15:17:00	00:01:00.0	45.4	45.4	0.0	45.4	248	34634.88729
249	2013/07/15	15:18:00	00:01:00.0	41.8	41.8	0.0	41.8	249	15065.77529
250	2013/07/15	15:19:00	00:01:00.0	42.8	42.8	0.0	42.8	250	18942.99542
251	2013/07/15	15:20:00	00:01:00.0	43.0	43.0	0.0	43.0	251	19986.75736
252	2013/07/15	15:21:00	00:01:00.0	42.8	42.8	0.0	42.8	252	19012.92433
253	2013/07/15	15:22:00	00:01:00.0	44.7	44.7	0.0	44.7	253	29471.9709
254	2013/07/15	15:23:00	00:01:00.0	41.7	41.7	0.0	41.7	254	14726.51471
255	2013/07/15	15:24:00	00:01:00.0	45.2	45.2	0.0	45.2	255	32780.31891
256	2013/07/15	15:25:00	00:01:00.0	45.2	45.2	0.0	45.2	256	33179.12038
257	2013/07/15	15:26:00	00:01:00.0	43.5	43.5	0.0	43.5	257	22535.23895
258	2013/07/15	15:27:00	00:01:00.0	42.1	42.1	0.0	42.1	258	16255.77541
259	2013/07/15	15:28:00	00:01:00.0	49.1	49.1	0.0	49.1	259	80949.21876
260	2013/07/15	15:29:00	00:01:00.0	46.2	46.2	0.0	46.2	260	41732.33811
261	2013/07/15	15:30:00	00:01:00.0	44.5	44.5	0.0	44.5	261	28237.84851
262	2013/07/15	15:31:00	00:01:00.0	45.1	45.1	0.0	45.1	262	32303.91944
263	2013/07/15	15:32:00	00:01:00.0	45.1	45.1	0.0	45.1	263	32204.70398
264	2013/07/15	15:33:00	00:01:00.0	44.8	44.8	0.0	44.8	264	30388.0897
265	2013/07/15	15:34:00	00:01:00.0	42.9	42.9	0.0	42.9	265	19444.86839
266	2013/07/15	15:35:00	00:01:00.0	43.4	43.4	0.0	43.4	266	21889.15691
267	2013/07/15	15:36:00	00:01:00.0	47.9	47.9	0.0	47.9	267	61214.85739
268	2013/07/15	15:37:00	00:01:00.0	48.4	48.4	0.0	48.4	268	69702.99176
269	2013/07/15	15:38:00	00:01:00.0	48.6	48.6	0.0	48.6	269	71943.50249
270	2013/07/15	15:39:00	00:01:00.0	47.6	47.6	0.0	47.6	270	57207.52453

Location 4 - Gallaher Recreation Area

Record #	Date	Time	Duration	LAeq	Base Leq	Penalty	Base+Penalty	count	10^{^(leq/10)}
271	2013/07/15	15:40:00	00:01:00.0	45.3	45.3	0.0	45.3	271	33559.71412
272	2013/07/15	15:41:00	00:01:00.0	44.5	44.5	0.0	44.5	272	28421.59041
273	2013/07/15	15:42:00	00:01:00.0	43.8	43.8	0.0	43.8	273	23746.52427
274	2013/07/15	15:43:00	00:01:00.0	42.8	42.8	0.0	42.8	274	19154.04544
275	2013/07/15	15:44:00	00:01:00.0	45.6	45.6	0.0	45.6	275	36049.438
276	2013/07/15	15:45:00	00:01:00.0	46.1	46.1	0.0	46.1	276	41136.02619
277	2013/07/15	15:46:00	00:01:00.0	45.3	45.3	0.0	45.3	277	33898.90731
278	2013/07/15	15:47:00	00:01:00.0	42.7	42.7	0.0	42.7	278	18577.87549
279	2013/07/15	15:48:00	00:01:00.0	43.3	43.3	0.0	43.3	279	21332.02751
280	2013/07/15	15:49:00	00:01:00.0	44.4	44.4	0.0	44.4	280	27583.98725
281	2013/07/15	15:50:00	00:01:00.0	44.3	44.3	0.0	44.3	281	26694.09813
282	2013/07/15	15:51:00	00:01:00.0	43.0	43.0	0.0	43.0	282	20093.44619
283	2013/07/15	15:52:00	00:01:00.0	43.9	43.9	0.0	43.9	283	24618.52644
284	2013/07/15	15:53:00	00:01:00.0	41.8	41.8	0.0	41.8	284	15167.37736
285	2013/07/15	15:54:00	00:01:00.0	45.4	45.4	0.0	45.4	285	34843.41734
286	2013/07/15	15:55:00	00:01:00.0	44.7	44.7	0.0	44.7	286	29653.27064
287	2013/07/15	15:56:00	00:01:00.0	44.8	44.8	0.0	44.8	287	30445.69192
288	2013/07/15	15:57:00	00:01:00.0	44.1	44.1	0.0	44.1	288	25519.99409
289	2013/07/15	15:58:00	00:01:00.0	44.4	44.4	0.0	44.4	289	27474.2797
290	2013/07/15	15:59:00	00:01:00.0	45.4	45.4	0.0	45.4	290	34820.37918
291	2013/07/15	16:00:00	00:01:00.0	41.4	41.4	0.0	41.4	291	13915.65236
292	2013/07/15	16:01:00	00:01:00.0	42.1	42.1	0.0	42.1	292	16213.80797
293	2013/07/15	16:02:00	00:01:00.0	50.3	50.3	0.0	50.3	293	106267.0117
294	2013/07/15	16:03:00	00:01:00.0	47.0	47.0	0.0	47.0	294	49885.68288
295	2013/07/15	16:04:00	00:01:00.0	46.0	46.0	0.0	46.0	295	39406.24317
296	2013/07/15	16:05:00	00:01:00.0	42.8	42.8	0.0	42.8	296	19138.62379
297	2013/07/15	16:06:00	00:01:00.0	49.9	49.9	0.0	49.9	297	97935.57454
298	2013/07/15	16:07:00	00:01:00.0	43.1	43.1	0.0	43.1	298	20410.43302
299	2013/07/15	16:08:00	00:01:00.0	45.2	45.2	0.0	45.2	299	32928.18744
300	2013/07/15	16:09:00	00:01:00.0	40.7	40.7	0.0	40.7	300	11666.21586
301	2013/07/15	16:10:00	00:01:00.0	44.7	44.7	0.0	44.7	301	29557.78219
302	2013/07/15	16:11:00	00:01:00.0	44.0	44.0	0.0	44.0	302	25130.53866
303	2013/07/15	16:12:00	00:01:00.0	40.7	40.7	0.0	40.7	303	11674.54982
304	2013/07/15	16:13:00	00:01:00.0	40.5	40.5	0.0	40.5	304	11206.9565
305	2013/07/15	16:14:00	00:01:00.0	40.0	40.0	0.0	40.0	305	9979.844261
306	2013/07/15	16:15:00	00:01:00.0	44.3	44.3	0.0	44.3	306	27002.81698
307	2013/07/15	16:16:00	00:01:00.0	43.6	43.6	0.0	43.6	307	23120.31972
308	2013/07/15	16:17:00	00:01:00.0	43.6	43.6	0.0	43.6	308	22963.02257
309	2013/07/15	16:18:00	00:01:00.0	44.6	44.6	0.0	44.6	309	29002.91402
310	2013/07/15	16:19:00	00:01:00.0	45.0	45.0	0.0	45.0	310	31268.51594
311	2013/07/15	16:20:00	00:01:00.0	44.2	44.2	0.0	44.2	311	26305.57262
312	2013/07/15	16:21:00	00:01:00.0	43.4	43.4	0.0	43.4	312	21834.16084
313	2013/07/15	16:22:00	00:01:00.0	43.9	43.9	0.0	43.9	313	24323.304
314	2013/07/15	16:23:00	00:01:00.0	44.1	44.1	0.0	44.1	314	25484.26575
315	2013/07/15	16:24:00	00:01:00.0	44.6	44.6	0.0	44.6	315	28774.28845

Location 4 - Gallaher Recreation Area

Record #	Date	Time	Duration	LAeq	Base Leq	Penalty	Base+Penalty	count	10^{^(leq/10)}
316	2013/07/15	16:25:00	00:01:00.0	42.1	42.1	0.0	42.1	316	16242.4162
317	2013/07/15	16:26:00	00:01:00.0	42.3	42.3	0.0	42.3	317	17064.92925
318	2013/07/15	16:27:00	00:01:00.0	42.2	42.2	0.0	42.2	318	16783.41056
319	2013/07/15	16:28:00	00:01:00.0	43.2	43.2	0.0	43.2	319	20909.96555
320	2013/07/15	16:29:00	00:01:00.0	42.9	42.9	0.0	42.9	320	19343.18632
321	2013/07/15	16:30:00	00:01:00.0	42.2	42.2	0.0	42.2	321	16685.99921
322	2013/07/15	16:31:00	00:01:00.0	42.1	42.1	0.0	42.1	322	16356.11921
323	2013/07/15	16:32:00	00:01:00.0	41.7	41.7	0.0	41.7	323	14670.17321
324	2013/07/15	16:33:00	00:01:00.0	45.2	45.2	0.0	45.2	324	32813.96655
325	2013/07/15	16:34:00	00:01:00.0	41.3	41.3	0.0	41.3	325	13403.04171
326	2013/07/15	16:35:00	00:01:00.0	42.2	42.2	0.0	42.2	326	16519.19835
327	2013/07/15	16:36:00	00:01:00.0	43.6	43.6	0.0	43.6	327	23083.3682
328	2013/07/15	16:37:00	00:01:00.0	43.2	43.2	0.0	43.2	328	20756.34492
329	2013/07/15	16:38:00	00:01:00.0	43.8	43.8	0.0	43.8	329	24113.19683
330	2013/07/15	16:39:00	00:01:00.0	44.5	44.5	0.0	44.5	330	27938.33764
331	2013/07/15	16:40:00	00:01:00.0	43.2	43.2	0.0	43.2	331	20987.91144
332	2013/07/15	16:41:00	00:01:00.0	45.0	45.0	0.0	45.0	332	31452.79916
333	2013/07/15	16:42:00	00:01:00.0	46.2	46.2	0.0	46.2	333	41547.85277
334	2013/07/15	16:43:00	00:01:00.0	48.1	48.1	0.0	48.1	334	64445.16926
335	2013/07/15	16:44:00	00:01:00.0	44.6	44.6	0.0	44.6	335	28779.14154
336	2013/07/15	16:45:00	00:01:00.0	43.4	43.4	0.0	43.4	336	22027.64086
337	2013/07/15	16:46:00	00:01:00.0	46.3	46.3	0.0	46.3	337	43043.43644
338	2013/07/15	16:47:00	00:01:00.0	46.7	46.7	0.0	46.7	338	46415.9427
339	2013/07/15	16:48:00	00:01:00.0	44.6	44.6	0.0	44.6	339	28760.7951
340	2013/07/15	16:49:00	00:01:00.0	46.7	46.7	0.0	46.7	340	46320.55701
341	2013/07/15	16:50:00	00:01:00.0	47.3	47.3	0.0	47.3	341	53314.15113
342	2013/07/15	16:51:00	00:01:00.0	45.0	45.0	0.0	45.0	342	31600.45227
343	2013/07/15	16:52:00	00:01:00.0	45.6	45.6	0.0	45.6	343	35983.00359
344	2013/07/15	16:53:00	00:01:00.0	46.5	46.5	0.0	46.5	344	44203.27088
345	2013/07/15	16:54:00	00:01:00.0	46.3	46.3	0.0	46.3	345	42923.78976
346	2013/07/15	16:55:00	00:01:00.0	44.8	44.8	0.0	44.8	346	30447.35
347	2013/07/15	16:56:00	00:01:00.0	46.3	46.3	0.0	46.3	347	42485.74671
348	2013/07/15	16:57:00	00:01:00.0	44.8	44.8	0.0	44.8	348	30244.02918
349	2013/07/15	16:58:00	00:01:00.0	46.9	46.9	0.0	46.9	349	48649.85248
350	2013/07/15	16:59:00	00:01:00.0	49.9	49.9	0.0	49.9	350	96847.95825
351	2013/07/15	17:00:00	00:01:00.0	44.9	44.9	0.0	44.9	351	30581.57862
352	2013/07/15	17:01:00	00:01:00.0	45.4	45.4	0.0	45.4	352	34285.67961
353	2013/07/15	17:02:00	00:01:00.0	44.9	44.9	0.0	44.9	353	30669.00431
354	2013/07/15	17:03:00	00:01:00.0	47.8	47.8	0.0	47.8	354	60745.48765
355	2013/07/15	17:04:00	00:01:00.0	44.3	44.3	0.0	44.3	355	26929.88678
356	2013/07/15	17:05:00	00:01:00.0	44.8	44.8	0.0	44.8	356	30259.5739
357	2013/07/15	17:06:00	00:01:00.0	45.8	45.8	0.0	45.8	357	37694.32895
358	2013/07/15	17:07:00	00:01:00.0	47.0	47.0	0.0	47.0	358	50345.55536
359	2013/07/15	17:08:00	00:01:00.0	50.3	50.3	0.0	50.3	359	107641.219
360	2013/07/15	17:09:00	00:01:00.0	45.2	45.2	0.0	45.2	360	33217.29107

Location 4 - Gallaher Recreation Area

Record #	Date	Time	Duration	LAeq	Base Leq	Penalty	Base+Penalty	count	10^{^(leq/10)}
361	2013/07/15	17:10:00	00:01:00.0	44.0	44.0	0.0	44.0	361	25334.10679
362	2013/07/15	17:11:00	00:01:00.0	43.6	43.6	0.0	43.6	362	22943.26453
363	2013/07/15	17:12:00	00:01:00.0	44.5	44.5	0.0	44.5	363	28455.6375
364	2013/07/15	17:13:00	00:01:00.0	44.1	44.1	0.0	44.1	364	25486.39237
365	2013/07/15	17:14:00	00:01:00.0	47.2	47.2	0.0	47.2	365	51995.21324
366	2013/07/15	17:15:00	00:01:00.0	46.8	46.8	0.0	46.8	366	48186.41894
367	2013/07/15	17:16:00	00:01:00.0	48.8	48.8	0.0	48.8	367	75018.34265
368	2013/07/15	17:17:00	00:01:00.0	48.9	48.9	0.0	48.9	368	78066.24723
369	2013/07/15	17:18:00	00:01:00.0	44.8	44.8	0.0	44.8	369	29902.50876
370	2013/07/15	17:19:00	00:01:00.0	45.9	45.9	0.0	45.9	370	38618.43432
371	2013/07/15	17:20:00	00:01:00.0	43.5	43.5	0.0	43.5	371	22310.80908
372	2013/07/15	17:21:00	00:01:00.0	44.8	44.8	0.0	44.8	372	29856.89439
373	2013/07/15	17:22:00	00:01:00.0	46.3	46.3	0.0	46.3	373	43111.96106
374	2013/07/15	17:23:00	00:01:00.0	47.3	47.3	0.0	47.3	374	54248.14825
375	2013/07/15	17:24:00	00:01:00.0	47.1	47.1	0.0	47.1	375	51393.80793
376	2013/07/15	17:25:00	00:01:00.0	47.2	47.2	0.0	47.2	376	52576.91008
377	2013/07/15	17:26:00	00:01:00.0	49.9	49.9	0.0	49.9	377	97786.95309
378	2013/07/15	17:27:00	00:01:00.0	50.3	50.3	0.0	50.3	378	106464.0511
379	2013/07/15	17:28:00	00:01:00.0	50.2	50.2	0.0	50.2	379	104228.2713
380	2013/07/15	17:29:00	00:01:00.0	47.8	47.8	0.0	47.8	380	59990.89306
381	2013/07/15	17:30:00	00:01:00.0	44.7	44.7	0.0	44.7	381	29178.9959
382	2013/07/15	17:31:00	00:01:00.0	46.0	46.0	0.0	46.0	382	39483.6448
383	2013/07/15	17:32:00	00:01:00.0	49.0	49.0	0.0	49.0	383	79357.64579
384	2013/07/15	17:33:00	00:01:00.0	49.7	49.7	0.0	49.7	384	93218.69552
385	2013/07/15	17:34:00	00:01:00.0	45.8	45.8	0.0	45.8	385	38358.05545
386	2013/07/15	17:35:00	00:01:00.0	45.3	45.3	0.0	45.3	386	33746.56106
387	2013/07/15	17:36:00	00:01:00.0	46.1	46.1	0.0	46.1	387	40791.86652
388	2013/07/15	17:37:00	00:01:00.0	46.2	46.2	0.0	46.2	388	41260.18382
389	2013/07/15	17:38:00	00:01:00.0	47.4	47.4	0.0	47.4	389	55445.84653
390	2013/07/15	17:39:00	00:01:00.0	49.1	49.1	0.0	49.1	390	81755.248
391	2013/07/15	17:40:00	00:01:00.0	47.2	47.2	0.0	47.2	391	52079.3613
392	2013/07/15	17:41:00	00:01:00.0	44.7	44.7	0.0	44.7	392	29326.58578
393	2013/07/15	17:42:00	00:01:00.0	45.2	45.2	0.0	45.2	393	32934.40648
394	2013/07/15	17:43:00	00:01:00.0	46.0	46.0	0.0	46.0	394	39592.34604
395	2013/07/15	17:44:00	00:01:00.0	45.3	45.3	0.0	45.3	395	33703.37091
396	2013/07/15	17:45:00	00:01:00.0	43.7	43.7	0.0	43.7	396	23502.51559
397	2013/07/15	17:46:00	00:01:00.0	44.7	44.7	0.0	44.7	397	29699.17391
398	2013/07/15	17:47:00	00:01:00.0	46.2	46.2	0.0	46.2	398	41500.25507
399	2013/07/15	17:48:00	00:01:00.0	47.1	47.1	0.0	47.1	399	50774.51129
400	2013/07/15	17:49:00	00:01:00.0	47.0	47.0	0.0	47.0	400	49545.0713
401	2013/07/15	17:50:00	00:01:00.0	44.3	44.3	0.0	44.3	401	27067.93113
402	2013/07/15	17:51:00	00:01:00.0	45.3	45.3	0.0	45.3	402	33683.63088
403	2013/07/15	17:52:00	00:01:00.0	45.4	45.4	0.0	45.4	403	34998.77848
404	2013/07/15	17:53:00	00:01:00.0	45.6	45.6	0.0	45.6	404	36148.20835
405	2013/07/15	17:54:00	00:01:00.0	44.6	44.6	0.0	44.6	405	28648.72213

Location 4 - Gallaher Recreation Area

Record #	Date	Time	Duration	LAeq	Base Leq	Penalty	Base+Penalty	count	10^{^(leq/10)}
406	2013/07/15	17:55:00	00:01:00.0	43.1	43.1	0.0	43.1	406	20316.63561
407	2013/07/15	17:56:00	00:01:00.0	46.7	46.7	0.0	46.7	407	46775.37118
408	2013/07/15	17:57:00	00:01:00.0	44.6	44.6	0.0	44.6	408	28561.96221
409	2013/07/15	17:58:00	00:01:00.0	47.7	47.7	0.0	47.7	409	58909.25945
410	2013/07/15	17:59:00	00:01:00.0	41.7	41.7	0.0	41.7	410	14784.7867
411	2013/07/15	18:00:00	00:01:00.0	48.5	48.5	0.0	48.5	411	70536.42872
412	2013/07/15	18:01:00	00:01:00.0	64.6	64.6	0.0	64.6	412	2851561.238
413	2013/07/15	18:02:00	00:01:00.0	44.5	44.5	0.0	44.5	413	28380.9522
414	2013/07/15	18:03:00	00:01:00.0	42.3	42.3	0.0	42.3	414	16909.40917
415	2013/07/15	18:04:00	00:01:00.0	41.6	41.6	0.0	41.6	415	14326.52624
416	2013/07/15	18:05:00	00:01:00.0	42.9	42.9	0.0	42.9	416	19469.41034
417	2013/07/15	18:06:00	00:01:00.0	46.1	46.1	0.0	46.1	417	40839.72791
418	2013/07/15	18:07:00	00:01:00.0	43.7	43.7	0.0	43.7	418	23223.0219
419	2013/07/15	18:08:00	00:01:00.0	45.1	45.1	0.0	45.1	419	32613.02725
420	2013/07/15	18:09:00	00:01:00.0	44.8	44.8	0.0	44.8	420	29954.76992
421	2013/07/15	18:10:00	00:01:00.0	49.3	49.3	0.0	49.3	421	85637.82608
422	2013/07/15	18:11:00	00:01:00.0	44.1	44.1	0.0	44.1	422	25797.38582
423	2013/07/15	18:12:00	00:01:00.0	45.8	45.8	0.0	45.8	423	38071.93363
424	2013/07/15	18:13:00	00:01:00.0	43.7	43.7	0.0	43.7	424	23669.95257
425	2013/07/15	18:14:00	00:01:00.0	42.5	42.5	0.0	42.5	425	17848.44008
426	2013/07/15	18:15:00	00:01:00.0	47.5	47.5	0.0	47.5	426	56053.09852
427	2013/07/15	18:16:00	00:01:00.0	42.7	42.7	0.0	42.7	427	18648.43844
428	2013/07/15	18:17:00	00:01:00.0	46.1	46.1	0.0	46.1	428	40746.31595
429	2013/07/15	18:18:00	00:01:00.0	47.5	47.5	0.0	47.5	429	56869.54594
430	2013/07/15	18:19:00	00:01:00.0	62.8	62.8	0.0	62.8	430	1898985.849
431	2013/07/15	18:20:00	00:01:00.0	60.2	60.2	0.0	60.2	431	1051190.905
432	2013/07/15	18:21:00	00:01:00.0	49.2	49.2	0.0	49.2	432	82703.80335
433	2013/07/15	18:22:00	00:01:00.0	49.8	49.8	0.0	49.8	433	95503.77163
434	2013/07/15	18:23:00	00:01:00.0	57.8	57.8	0.0	57.8	434	597315.6841
435	2013/07/15	18:24:00	00:01:00.0	47.1	47.1	0.0	47.1	435	51781.73042
436	2013/07/15	18:25:00	00:01:00.0	44.9	44.9	0.0	44.9	436	30850.91947
437	2013/07/15	18:26:00	00:01:00.0	46.4	46.4	0.0	46.4	437	43578.31171
438	2013/07/15	18:27:00	00:01:00.0	49.9	49.9	0.0	49.9	438	96798.7164
439	2013/07/15	18:28:00	00:01:00.0	45.3	45.3	0.0	45.3	439	34004.80576
440	2013/07/15	18:29:00	00:01:00.0	46.4	46.4	0.0	46.4	440	43455.95679
441	2013/07/15	18:30:00	00:01:00.0	48.0	48.0	0.0	48.0	441	63076.00759
442	2013/07/15	18:31:00	00:01:00.0	46.4	46.4	0.0	46.4	442	44153.40675
443	2013/07/15	18:32:00	00:01:00.0	50.9	50.9	0.0	50.9	443	122914.1545
444	2013/07/15	18:33:00	00:01:00.0	45.0	45.0	0.0	45.0	444	31959.62459
445	2013/07/15	18:34:00	00:01:00.0	52.3	52.3	0.0	52.3	445	170312.6664
446	2013/07/15	18:35:00	00:01:00.0	46.4	46.4	0.0	46.4	446	43224.80396
447	2013/07/15	18:36:00	00:01:00.0	44.3	44.3	0.0	44.3	447	27183.10656
448	2013/07/15	18:37:00	00:01:00.0	45.2	45.2	0.0	45.2	448	33370.17896
449	2013/07/15	18:38:00	00:01:00.0	44.8	44.8	0.0	44.8	449	30223.18258
450	2013/07/15	18:39:00	00:01:00.0	43.4	43.4	0.0	43.4	450	21947.20224

Location 4 - Gallaher Recreation Area

Record #	Date	Time	Duration	LAeq	Base Leq	Penalty	Base+Penalty	count	10^{^(leq/10)}
451	2013/07/15	18:40:00	00:01:00.0	44.4	44.4	0.0	44.4	451	27810.45826
452	2013/07/15	18:41:00	00:01:00.0	48.1	48.1	0.0	48.1	452	65072.8017
453	2013/07/15	18:42:00	00:01:00.0	42.3	42.3	0.0	42.3	453	17127.71458
454	2013/07/15	18:43:00	00:01:00.0	45.2	45.2	0.0	45.2	454	32916.07093
455	2013/07/15	18:44:00	00:01:00.0	44.1	44.1	0.0	44.1	455	25979.82555
456	2013/07/15	18:45:00	00:01:00.0	45.6	45.6	0.0	45.6	456	36505.57872
457	2013/07/15	18:46:00	00:01:00.0	46.1	46.1	0.0	46.1	457	41140.543
458	2013/07/15	18:47:00	00:01:00.0	45.2	45.2	0.0	45.2	458	33432.2886
459	2013/07/15	18:48:00	00:01:00.0	43.5	43.5	0.0	43.5	459	22518.87509
460	2013/07/15	18:49:00	00:01:00.0	43.4	43.4	0.0	43.4	460	22015.93822
461	2013/07/15	18:50:00	00:01:00.0	43.5	43.5	0.0	43.5	461	22593.92585
462	2013/07/15	18:51:00	00:01:00.0	45.6	45.6	0.0	45.6	462	36191.67033
463	2013/07/15	18:52:00	00:01:00.0	45.1	45.1	0.0	45.1	463	32718.41462
464	2013/07/15	18:53:00	00:01:00.0	44.0	44.0	0.0	44.0	464	24995.85322
465	2013/07/15	18:54:00	00:01:00.0	42.8	42.8	0.0	42.8	465	18926.19759
466	2013/07/15	18:55:00	00:01:00.0	42.1	42.1	0.0	42.1	466	16171.50853
467	2013/07/15	18:56:00	00:01:00.0	54.1	54.1	0.0	54.1	467	257174.3109
468	2013/07/15	18:57:00	00:01:00.0	45.8	45.8	0.0	45.8	468	38161.39322
469	2013/07/15	18:58:00	00:01:00.0	48.7	48.7	0.0	48.7	469	74548.81073
470	2013/07/15	18:59:00	00:01:00.0	51.3	51.3	0.0	51.3	470	134646.2491
471	2013/07/15	19:00:00	00:01:00.0	50.1	50.1	0.0	50.1	471	101266.4763
472	2013/07/15	19:01:00	00:01:00.0	44.9	44.9	0.0	44.9	472	30682.93474
473	2013/07/15	19:02:00	00:01:00.0	47.3	47.3	0.0	47.3	473	54173.58003
474	2013/07/15	19:03:00	00:01:00.0	52.7	52.7	0.0	52.7	474	185014.5188
475	2013/07/15	19:04:00	00:01:00.0	43.1	43.1	0.0	43.1	475	20438.59915
476	2013/07/15	19:05:00	00:01:00.0	43.8	43.8	0.0	43.8	476	24207.14423
477	2013/07/15	19:06:00	00:01:00.0	43.7	43.7	0.0	43.7	477	23328.63909
478	2013/07/15	19:07:00	00:01:00.0	44.7	44.7	0.0	44.7	478	29597.27164
479	2013/07/15	19:08:00	00:01:00.0	45.8	45.8	0.0	45.8	479	38458.55663
480	2013/07/15	19:09:00	00:01:00.0	43.0	43.0	0.0	43.0	480	20149.2604
481	2013/07/15	19:10:00	00:01:00.0	45.5	45.5	0.0	45.5	481	35212.77785
482	2013/07/15	19:11:00	00:01:00.0	46.1	46.1	0.0	46.1	482	40433.42866
483	2013/07/15	19:12:00	00:01:00.0	45.6	45.6	0.0	45.6	483	36069.55064
484	2013/07/15	19:13:00	00:01:00.0	58.8	58.8	0.0	58.8	484	751307.754
485	2013/07/15	19:14:00	00:01:00.0	43.9	43.9	0.0	43.9	485	24512.70998
486	2013/07/15	19:15:00	00:01:00.0	44.4	44.4	0.0	44.4	486	27229.51474
487	2013/07/15	19:16:00	00:01:00.0	44.5	44.5	0.0	44.5	487	28159.67807
488	2013/07/15	19:17:00	00:01:00.0	44.9	44.9	0.0	44.9	488	30727.46289
489	2013/07/15	19:18:00	00:01:00.0	45.5	45.5	0.0	45.5	489	35309.81414
490	2013/07/15	19:19:00	00:01:00.0	45.7	45.7	0.0	45.7	490	37230.85546
491	2013/07/15	19:20:00	00:01:00.0	45.7	45.7	0.0	45.7	491	37465.2484
492	2013/07/15	19:21:00	00:01:00.0	49.7	49.7	0.0	49.7	492	92851.69597
493	2013/07/15	19:22:00	00:01:00.0	43.5	43.5	0.0	43.5	493	22266.38761
494	2013/07/15	19:23:00	00:01:00.0	50.3	50.3	0.0	50.3	494	106443.7604
495	2013/07/15	19:24:00	00:01:00.0	49.2	49.2	0.0	49.2	495	83679.09192

Location 4 - Gallaher Recreation Area

Record #	Date	Time	Duration	LAeq	Base Leq	Penalty	Base+Penalty	count	10^{^(leq/10)}
496	2013/07/15	19:25:00	00:01:00.0	46.4	46.4	0.0	46.4	496	43479.09412
497	2013/07/15	19:26:00	00:01:00.0	55.7	55.7	0.0	55.7	497	369230.0013
498	2013/07/15	19:27:00	00:01:00.0	50.8	50.8	0.0	50.8	498	120039.6505
499	2013/07/15	19:28:00	00:01:00.0	48.6	48.6	0.0	48.6	499	72870.32987
500	2013/07/15	19:29:00	00:01:00.0	47.6	47.6	0.0	47.6	500	57326.58806
501	2013/07/15	19:30:00	00:01:00.0	48.9	48.9	0.0	48.9	501	77556.51778
502	2013/07/15	19:31:00	00:01:00.0	46.2	46.2	0.0	46.2	502	41961.81191
503	2013/07/15	19:32:00	00:01:00.0	45.2	45.2	0.0	45.2	503	32849.06252
504	2013/07/15	19:33:00	00:01:00.0	46.7	46.7	0.0	46.7	504	46366.02605
505	2013/07/15	19:34:00	00:01:00.0	44.4	44.4	0.0	44.4	505	27773.37721
506	2013/07/15	19:35:00	00:01:00.0	43.8	43.8	0.0	43.8	506	23989.88425
507	2013/07/15	19:36:00	00:01:00.0	43.9	43.9	0.0	43.9	507	24737.65977
508	2013/07/15	19:37:00	00:01:00.0	45.0	45.0	0.0	45.0	508	31415.80064
509	2013/07/15	19:38:00	00:01:00.0	45.1	45.1	0.0	45.1	509	32072.73091
510	2013/07/15	19:39:00	00:01:00.0	44.6	44.6	0.0	44.6	510	29163.10972
511	2013/07/15	19:40:00	00:01:00.0	45.1	45.1	0.0	45.1	511	32172.35929
512	2013/07/15	19:41:00	00:01:00.0	44.3	44.3	0.0	44.3	512	27016.29238
513	2013/07/15	19:42:00	00:01:00.0	42.6	42.6	0.0	42.6	513	17999.31137
514	2013/07/15	19:43:00	00:01:00.0	42.7	42.7	0.0	42.7	514	18813.78783
515	2013/07/15	19:44:00	00:01:00.0	43.5	43.5	0.0	43.5	515	22474.82899
516	2013/07/15	19:45:00	00:01:00.0	44.4	44.4	0.0	44.4	516	27623.62988
517	2013/07/15	19:46:00	00:01:00.0	42.5	42.5	0.0	42.5	517	17950.88738
518	2013/07/15	19:47:00	00:01:00.0	43.7	43.7	0.0	43.7	518	23491.18486
519	2013/07/15	19:48:00	00:01:00.0	44.0	44.0	0.0	44.0	519	25281.75601
520	2013/07/15	19:49:00	00:01:00.0	44.3	44.3	0.0	44.3	520	27037.46801
521	2013/07/15	19:50:00	00:01:00.0	48.2	48.2	0.0	48.2	521	65908.10539
522	2013/07/15	19:51:00	00:01:00.0	46.7	46.7	0.0	46.7	522	46854.03461
523	2013/07/15	19:52:00	00:01:00.0	44.5	44.5	0.0	44.5	523	28091.07402
524	2013/07/15	19:53:00	00:01:00.0	43.7	43.7	0.0	43.7	524	23578.2764
525	2013/07/15	19:54:00	00:01:00.0	42.3	42.3	0.0	42.3	525	16847.29091
526	2013/07/15	19:55:00	00:01:00.0	43.6	43.6	0.0	43.6	526	23116.92851
527	2013/07/15	19:56:00	00:01:00.0	42.8	42.8	0.0	42.8	527	18976.25244
528	2013/07/15	19:57:00	00:01:00.0	44.1	44.1	0.0	44.1	528	25829.08334
529	2013/07/15	19:58:00	00:01:00.0	41.7	41.7	0.0	41.7	529	14892.71965
530	2013/07/15	19:59:00	00:01:00.0	42.7	42.7	0.0	42.7	530	18792.69673
531	2013/07/15	20:00:00	00:01:00.0	44.6	44.6	0.0	44.6	531	29083.7829
532	2013/07/15	20:01:00	00:01:00.0	46.8	46.8	0.0	46.8	532	47626.68366
533	2013/07/15	20:02:00	00:01:00.0	45.2	45.2	0.0	45.2	533	33010.22838
534	2013/07/15	20:03:00	00:01:00.0	47.6	47.6	0.0	47.6	534	58167.8176
535	2013/07/15	20:04:00	00:01:00.0	45.2	45.2	0.0	45.2	535	33217.46613
536	2013/07/15	20:05:00	00:01:00.0	45.3	45.3	0.0	45.3	536	33599.91632
537	2013/07/15	20:06:00	00:01:00.0	44.6	44.6	0.0	44.6	537	28723.02719
538	2013/07/15	20:07:00	00:01:00.0	45.4	45.4	0.0	45.4	538	34288.69128
539	2013/07/15	20:08:00	00:01:00.0	46.7	46.7	0.0	46.7	539	46972.83487
540	2013/07/15	20:09:00	00:01:00.0	47.0	47.0	0.0	47.0	540	50132.06399

Location 4 - Gallaher Recreation Area

Record #	Date	Time	Duration	LAeq	Base Leq	Penalty	Base+Penalty	count	10^{^(leq/10)}
541	2013/07/15	20:10:00	00:01:00.0	47.6	47.6	0.0	47.6	541	57974.54929
542	2013/07/15	20:11:00	00:01:00.0	46.7	46.7	0.0	46.7	542	46325.48033
543	2013/07/15	20:12:00	00:01:00.0	47.4	47.4	0.0	47.4	543	55144.47405
544	2013/07/15	20:13:00	00:01:00.0	46.3	46.3	0.0	46.3	544	42333.76154
545	2013/07/15	20:14:00	00:01:00.0	48.0	48.0	0.0	48.0	545	62786.52394
546	2013/07/15	20:15:00	00:01:00.0	46.5	46.5	0.0	46.5	546	44586.43289
547	2013/07/15	20:16:00	00:01:00.0	46.1	46.1	0.0	46.1	547	40886.60395
548	2013/07/15	20:17:00	00:01:00.0	45.3	45.3	0.0	45.3	548	34197.61503
549	2013/07/15	20:18:00	00:01:00.0	47.8	47.8	0.0	47.8	549	59771.19354
550	2013/07/15	20:19:00	00:01:00.0	45.7	45.7	0.0	45.7	550	37024.39156
551	2013/07/15	20:20:00	00:01:00.0	46.7	46.7	0.0	46.7	551	47248.75957
552	2013/07/15	20:21:00	00:01:00.0	45.8	45.8	0.0	45.8	552	37604.60999
553	2013/07/15	20:22:00	00:01:00.0	46.9	46.9	0.0	46.9	553	48552.34951
554	2013/07/15	20:23:00	00:01:00.0	49.2	49.2	0.0	49.2	554	83637.50074
555	2013/07/15	20:24:00	00:01:00.0	46.3	46.3	0.0	46.3	555	42456.94694
556	2013/07/15	20:25:00	00:01:00.0	46.6	46.6	0.0	46.6	556	45457.40073
557	2013/07/15	20:26:00	00:01:00.0	47.4	47.4	0.0	47.4	557	55224.25911
558	2013/07/15	20:27:00	00:01:00.0	46.7	46.7	0.0	46.7	558	47088.33783
559	2013/07/15	20:28:00	00:01:00.0	48.8	48.8	0.0	48.8	559	75833.09475
560	2013/07/15	20:29:00	00:01:00.0	48.3	48.3	0.0	48.3	560	68007.69566
561	2013/07/15	20:30:00	00:01:00.0	44.7	44.7	0.0	44.7	561	29529.78185
562	2013/07/15	20:31:00	00:01:00.0	46.8	46.8	0.0	46.8	562	47374.63568
563	2013/07/15	20:32:00	00:01:00.0	44.4	44.4	0.0	44.4	563	27241.57182
564	2013/07/15	20:33:00	00:01:00.0	42.5	42.5	0.0	42.5	564	17737.04016
565	2013/07/15	20:34:00	00:01:00.0	43.1	43.1	0.0	43.1	565	20393.65946
566	2013/07/15	20:35:00	00:01:00.0	46.0	46.0	0.0	46.0	566	39826.03616
567	2013/07/15	20:36:00	00:01:00.0	42.5	42.5	0.0	42.5	567	17708.14794
568	2013/07/15	20:37:00	00:01:00.0	43.1	43.1	0.0	43.1	568	20645.04827
569	2013/07/15	20:38:00	00:01:00.0	44.3	44.3	0.0	44.3	569	27008.36765
570	2013/07/15	20:39:00	00:01:00.0	44.6	44.6	0.0	44.6	570	28790.87321
571	2013/07/15	20:40:00	00:01:00.0	46.6	46.6	0.0	46.6	571	45501.06327
572	2013/07/15	20:41:00	00:01:00.0	47.0	47.0	0.0	47.0	572	50117.35868
573	2013/07/15	20:42:00	00:01:00.0	47.0	47.0	0.0	47.0	573	50219.19548
574	2013/07/15	20:43:00	00:01:00.0	49.3	49.3	0.0	49.3	574	84774.23023
575	2013/07/15	20:44:00	00:01:00.0	49.4	49.4	0.0	49.4	575	86675.26989
576	2013/07/15	20:45:00	00:01:00.0	50.5	50.5	0.0	50.5	576	111406.0948
577	2013/07/15	20:46:00	00:01:00.0	48.7	48.7	0.0	48.7	577	74562.82502
578	2013/07/15	20:47:00	00:01:00.0	48.9	48.9	0.0	48.9	578	77217.12418
579	2013/07/15	20:48:00	00:01:00.0	49.6	49.6	0.0	49.6	579	91914.46536
580	2013/07/15	20:49:00	00:01:00.0	51.4	51.4	0.0	51.4	580	139182.5611
581	2013/07/15	20:50:00	00:01:00.0	48.4	48.4	0.0	48.4	581	69030.45822
582	2013/07/15	20:51:00	00:01:00.0	45.9	45.9	0.0	45.9	582	38918.54139
583	2013/07/15	20:52:00	00:01:00.0	54.3	54.3	0.0	54.3	583	266497.4946
584	2013/07/15	20:53:00	00:01:00.0	48.3	48.3	0.0	48.3	584	66867.03976
585	2013/07/15	20:54:00	00:01:00.0	47.6	47.6	0.0	47.6	585	56897.62606

Location 4 - Gallaher Recreation Area

Record #	Date	Time	Duration	LAeq	Base Leq	Penalty	Base+Penalty	count	10^{^(leq/10)}
586	2013/07/15	20:55:00	00:01:00.0	48.4	48.4	0.0	48.4	586	68902.75992
587	2013/07/15	20:56:00	00:01:00.0	50.8	50.8	0.0	50.8	587	121384.6208
588	2013/07/15	20:57:00	00:01:00.0	52.6	52.6	0.0	52.6	588	182294.9393
589	2013/07/15	20:58:00	00:01:00.0	49.5	49.5	0.0	49.5	589	88301.7663
590	2013/07/15	20:59:00	00:01:00.0	46.2	46.2	0.0	46.2	590	41288.60699
591	2013/07/15	21:00:00	00:01:00.0	43.1	43.1	0.0	43.1	591	20309.51652
592	2013/07/15	21:01:00	00:01:00.0	43.8	43.8	0.0	43.8	592	23765.55453
593	2013/07/15	21:02:00	00:01:00.0	44.7	44.7	0.0	44.7	593	29423.34314
594	2013/07/15	21:03:00	00:01:00.0	49.4	49.4	0.0	49.4	594	86566.31647
595	2013/07/15	21:04:00	00:01:00.0	51.0	51.0	0.0	51.0	595	126447.1003
596	2013/07/15	21:05:00	00:01:00.0	47.3	47.3	0.0	47.3	596	53884.61292
597	2013/07/15	21:06:00	00:01:00.0	47.0	47.0	0.0	47.0	597	50498.97312
598	2013/07/15	21:07:00	00:01:00.0	46.5	46.5	0.0	46.5	598	44740.13875
599	2013/07/15	21:08:00	00:01:00.0	45.9	45.9	0.0	45.9	599	38627.79769
600	2013/07/15	21:09:00	00:01:00.0	44.8	44.8	0.0	44.8	600	30123.92728
601	2013/07/15	21:10:00	00:01:00.0	44.2	44.2	0.0	44.2	601	26564.18951
602	2013/07/15	21:11:00	00:01:00.0	44.1	44.1	0.0	44.1	602	25462.94222
603	2013/07/15	21:12:00	00:01:00.0	43.7	43.7	0.0	43.7	603	23299.53941
604	2013/07/15	21:13:00	00:01:00.0	46.5	46.5	0.0	46.5	604	44281.18695
605	2013/07/15	21:14:00	00:01:00.0	46.3	46.3	0.0	46.3	605	42834.67752
606	2013/07/15	21:15:00	00:01:00.0	44.6	44.6	0.0	44.6	606	29082.37789
607	2013/07/15	21:16:00	00:01:00.0	44.2	44.2	0.0	44.2	607	26115.45417
608	2013/07/15	21:17:00	00:01:00.0	43.6	43.6	0.0	43.6	608	22929.86696
609	2013/07/15	21:18:00	00:01:00.0	45.3	45.3	0.0	45.3	609	33978.68071
610	2013/07/15	21:19:00	00:01:00.0	44.6	44.6	0.0	44.6	610	28855.83782
611	2013/07/15	21:20:00	00:01:00.0	46.4	46.4	0.0	46.4	611	43299.77823
612	2013/07/15	21:21:00	00:01:00.0	45.9	45.9	0.0	45.9	612	38474.87618
613	2013/07/15	21:22:00	00:01:00.0	44.8	44.8	0.0	44.8	613	30325.93458
614	2013/07/15	21:23:00	00:01:00.0	45.6	45.6	0.0	45.6	614	36104.95712
615	2013/07/15	21:24:00	00:01:00.0	47.4	47.4	0.0	47.4	615	54965.11332
616	2013/07/15	21:25:00	00:01:00.0	46.8	46.8	0.0	46.8	616	47592.39239
617	2013/07/15	21:26:00	00:01:00.0	46.3	46.3	0.0	46.3	617	42561.42041
618	2013/07/15	21:27:00	00:01:00.0	46.6	46.6	0.0	46.6	618	46228.85932
619	2013/07/15	21:28:00	00:01:00.0	47.0	47.0	0.0	47.0	619	50043.1056
620	2013/07/15	21:29:00	00:01:00.0	46.1	46.1	0.0	46.1	620	40493.06739
621	2013/07/15	21:30:00	00:01:00.0	45.9	45.9	0.0	45.9	621	39094.03011
622	2013/07/15	21:31:00	00:01:00.0	44.8	44.8	0.0	44.8	622	30325.64157
623	2013/07/15	21:32:00	00:01:00.0	45.2	45.2	0.0	45.2	623	32832.15871
624	2013/07/15	21:33:00	00:01:00.0	45.6	45.6	0.0	45.6	624	36315.92598
625	2013/07/15	21:34:00	00:01:00.0	46.4	46.4	0.0	46.4	625	43242.88013
626	2013/07/15	21:35:00	00:01:00.0	47.0	47.0	0.0	47.0	626	49590.56925
627	2013/07/15	21:36:00	00:01:00.0	46.0	46.0	0.0	46.0	627	39432.38474
628	2013/07/15	21:37:00	00:01:00.0	46.4	46.4	0.0	46.4	628	43733.22844
629	2013/07/15	21:38:00	00:01:00.0	47.8	47.8	0.0	47.8	629	59836.64561
630	2013/07/15	21:39:00	00:01:00.0	48.2	48.2	0.0	48.2	630	66597.93599

Location 4 - Gallaher Recreation Area

Record #	Date	Time	Duration	LAeq	Base Leq	Penalty	Base+Penalty	count	10^{^(leq/10)}
631	2013/07/15	21:40:00	00:01:00.0	48.6	48.6	0.0	48.6	631	72387.08736
632	2013/07/15	21:41:00	00:01:00.0	47.2	47.2	0.0	47.2	632	52784.02668
633	2013/07/15	21:42:00	00:01:00.0	48.5	48.5	0.0	48.5	633	70763.61778
634	2013/07/15	21:43:00	00:01:00.0	48.6	48.6	0.0	48.6	634	73239.10728
635	2013/07/15	21:44:00	00:01:00.0	47.8	47.8	0.0	47.8	635	60735.24401
636	2013/07/15	21:45:00	00:01:00.0	47.3	47.3	0.0	47.3	636	53501.42209
637	2013/07/15	21:46:00	00:01:00.0	48.0	48.0	0.0	48.0	637	63037.51367
638	2013/07/15	21:47:00	00:01:00.0	47.6	47.6	0.0	47.6	638	57095.12719
639	2013/07/15	21:48:00	00:01:00.0	49.0	49.0	0.0	49.0	639	80330.36878
640	2013/07/15	21:49:00	00:01:00.0	51.1	51.1	0.0	51.1	640	127737.0132
641	2013/07/15	21:50:00	00:01:00.0	47.8	47.8	0.0	47.8	641	60920.42925
642	2013/07/15	21:51:00	00:01:00.0	49.2	49.2	0.0	49.2	642	83775.80146
643	2013/07/15	21:52:00	00:01:00.0	49.9	49.9	0.0	49.9	643	98355.92381
644	2013/07/15	21:53:00	00:01:00.0	49.6	49.6	0.0	49.6	644	91894.28392
645	2013/07/15	21:54:00	00:01:00.0	49.7	49.7	0.0	49.7	645	92351.30546
646	2013/07/15	21:55:00	00:01:00.0	49.6	49.6	0.0	49.6	646	92146.70874
647	2013/07/15	21:56:00	00:01:00.0	50.5	50.5	0.0	50.5	647	111392.3959
648	2013/07/15	21:57:00	00:01:00.0	51.5	51.5	0.0	51.5	648	142355.3254
649	2013/07/15	21:58:00	00:01:00.0	51.9	51.9	0.0	51.9	649	156146.748
650	2013/07/15	21:59:00	00:01:00.0	51.5	51.5	0.0	51.5	650	142643.459
651	2013/07/15	22:00:00	00:01:00.0	50.8	50.8	10.0	60.8	651	1210384.93
652	2013/07/15	22:01:00	00:01:00.0	50.8	50.8	10.0	60.8	652	1189535.133
653	2013/07/15	22:02:00	00:01:00.0	50.0	50.0	10.0	60.0	653	993268.9953
654	2013/07/15	22:03:00	00:01:00.0	48.3	48.3	10.0	58.3	654	669600.7998
655	2013/07/15	22:04:00	00:01:00.0	47.1	47.1	10.0	57.1	655	517951.0425
656	2013/07/15	22:05:00	00:01:00.0	47.6	47.6	10.0	57.6	656	580917.9035
657	2013/07/15	22:06:00	00:01:00.0	47.9	47.9	10.0	57.9	657	622725.4944
658	2013/07/15	22:07:00	00:01:00.0	48.2	48.2	10.0	58.2	658	662958.4071
659	2013/07/15	22:08:00	00:01:00.0	48.4	48.4	10.0	58.4	659	684850.9848
660	2013/07/15	22:09:00	00:01:00.0	47.9	47.9	10.0	57.9	660	611952.8857
661	2013/07/15	22:10:00	00:01:00.0	47.6	47.6	10.0	57.6	661	579816.28
662	2013/07/15	22:11:00	00:01:00.0	48.0	48.0	10.0	58.0	662	627913.7729
663	2013/07/15	22:12:00	00:01:00.0	47.0	47.0	10.0	57.0	663	502183.5738
664	2013/07/15	22:13:00	00:01:00.0	49.2	49.2	10.0	59.2	664	839032.7547
665	2013/07/15	22:14:00	00:01:00.0	49.2	49.2	10.0	59.2	665	828085.4999
666	2013/07/15	22:15:00	00:01:00.0	49.5	49.5	10.0	59.5	666	893089.386
667	2013/07/15	22:16:00	00:01:00.0	49.7	49.7	10.0	59.7	667	925216.4855
668	2013/07/15	22:17:00	00:01:00.0	49.5	49.5	10.0	59.5	668	894086.9912
669	2013/07/15	22:18:00	00:01:00.0	49.0	49.0	10.0	59.0	669	796263.2481
670	2013/07/15	22:19:00	00:01:00.0	49.6	49.6	10.0	59.6	670	910222.662
671	2013/07/15	22:20:00	00:01:00.0	48.9	48.9	10.0	58.9	671	776810.1027
672	2013/07/15	22:21:00	00:01:00.0	48.8	48.8	10.0	58.8	672	758522.8064
673	2013/07/15	22:22:00	00:01:00.0	48.5	48.5	10.0	58.5	673	702735.4131
674	2013/07/15	22:23:00	00:01:00.0	48.4	48.4	10.0	58.4	674	699118.9699
675	2013/07/15	22:24:00	00:01:00.0	49.0	49.0	10.0	59.0	675	789134.7788

Location 4 - Gallaher Recreation Area

Record #	Date	Time	Duration	LAeq	Base Leq	Penalty	Base+Penalty	count	10^{^(leq/10)}
676	2013/07/15	22:25:00	00:01:00.0	48.6	48.6	10.0	58.6	676	718760.4427
677	2013/07/15	22:26:00	00:01:00.0	48.9	48.9	10.0	58.9	677	776505.8458
678	2013/07/15	22:27:00	00:01:00.0	49.3	49.3	10.0	59.3	678	847738.5792
679	2013/07/15	22:28:00	00:01:00.0	48.8	48.8	10.0	58.8	679	761077.5462
680	2013/07/15	22:29:00	00:01:00.0	49.0	49.0	10.0	59.0	680	799933.0955
681	2013/07/15	22:30:00	00:01:00.0	49.7	49.7	10.0	59.7	681	941437.5227
682	2013/07/15	22:31:00	00:01:00.0	50.4	50.4	10.0	60.4	682	1092615.626
683	2013/07/15	22:32:00	00:01:00.0	50.5	50.5	10.0	60.5	683	1112137.794
684	2013/07/15	22:33:00	00:01:00.0	49.6	49.6	10.0	59.6	684	902810.3772
685	2013/07/15	22:34:00	00:01:00.0	49.3	49.3	10.0	59.3	685	851974.1283
686	2013/07/15	22:35:00	00:01:00.0	49.3	49.3	10.0	59.3	686	860612.3751
687	2013/07/15	22:36:00	00:01:00.0	49.2	49.2	10.0	59.2	687	825284.0844
688	2013/07/15	22:37:00	00:01:00.0	50.1	50.1	10.0	60.1	688	1012115.206
689	2013/07/15	22:38:00	00:01:00.0	50.7	50.7	10.0	60.7	689	1176290.742
690	2013/07/15	22:39:00	00:01:00.0	51.1	51.1	10.0	61.1	690	1289222.604
691	2013/07/15	22:40:00	00:01:00.0	52.0	52.0	10.0	62.0	691	1575430.102
692	2013/07/15	22:41:00	00:01:00.0	51.9	51.9	10.0	61.9	692	1564513.897
693	2013/07/15	22:42:00	00:01:00.0	51.9	51.9	10.0	61.9	693	1549554.691
694	2013/07/15	22:43:00	00:01:00.0	53.7	53.7	10.0	63.7	694	2355641.639
695	2013/07/15	22:44:00	00:01:00.0	53.0	53.0	10.0	63.0	695	1994848.751
696	2013/07/15	22:45:00	00:01:00.0	52.3	52.3	10.0	62.3	696	1689480.047
697	2013/07/15	22:46:00	00:01:00.0	50.5	50.5	10.0	60.5	697	1124523.541
698	2013/07/15	22:47:00	00:01:00.0	49.2	49.2	10.0	59.2	698	840023.8383
699	2013/07/15	22:48:00	00:01:00.0	48.4	48.4	10.0	58.4	699	691012.5443
700	2013/07/15	22:49:00	00:01:00.0	48.3	48.3	10.0	58.3	700	670680.9343
701	2013/07/15	22:50:00	00:01:00.0	49.1	49.1	10.0	59.1	701	815123.8534
702	2013/07/15	22:51:00	00:01:00.0	49.1	49.1	10.0	59.1	702	808708.3004
703	2013/07/15	22:52:00	00:01:00.0	48.7	48.7	10.0	58.7	703	742773.628
704	2013/07/15	22:53:00	00:01:00.0	48.5	48.5	10.0	58.5	704	706139.7932
705	2013/07/15	22:54:00	00:01:00.0	48.0	48.0	10.0	58.0	705	635686.3327
706	2013/07/15	22:55:00	00:01:00.0	47.9	47.9	10.0	57.9	706	618792.0473
707	2013/07/15	22:56:00	00:01:00.0	48.3	48.3	10.0	58.3	707	682713.4106
708	2013/07/15	22:57:00	00:01:00.0	48.4	48.4	10.0	58.4	708	686426.4494
709	2013/07/15	22:58:00	00:01:00.0	49.1	49.1	10.0	59.1	709	803645.2684
710	2013/07/15	22:59:00	00:01:00.0	49.5	49.5	10.0	59.5	710	896080.0362
711	2013/07/15	23:00:00	00:01:00.0	49.6	49.6	10.0	59.6	711	917216.3152
712	2013/07/15	23:01:00	00:01:00.0	49.4	49.4	10.0	59.4	712	863253.1129
713	2013/07/15	23:02:00	00:01:00.0	49.0	49.0	10.0	59.0	713	796056.9486
714	2013/07/15	23:03:00	00:01:00.0	49.8	49.8	10.0	59.8	714	955252.492
715	2013/07/15	23:04:00	00:01:00.0	50.6	50.6	10.0	60.6	715	1142197.395
716	2013/07/15	23:05:00	00:01:00.0	49.0	49.0	10.0	59.0	716	795899.6375
717	2013/07/15	23:06:00	00:01:00.0	48.0	48.0	10.0	58.0	717	627382.866
718	2013/07/15	23:07:00	00:01:00.0	48.8	48.8	10.0	58.8	718	753484.6901
719	2013/07/15	23:08:00	00:01:00.0	49.2	49.2	10.0	59.2	719	833112.9552
720	2013/07/15	23:09:00	00:01:00.0	48.8	48.8	10.0	58.8	720	750006.1936

Location 4 - Gallaher Recreation Area

Record #	Date	Time	Duration	LAeq	Base Leq	Penalty	Base+Penalty	count	10^{^(leq/10)}
721	2013/07/15	23:10:00	00:01:00.0	47.7	47.7	10.0	57.7	721	593221.6746
722	2013/07/15	23:11:00	00:01:00.0	48.0	48.0	10.0	58.0	722	634303.6503
723	2013/07/15	23:12:00	00:01:00.0	47.8	47.8	10.0	57.8	723	604406.2745
724	2013/07/15	23:13:00	00:01:00.0	47.8	47.8	10.0	57.8	724	595957.8304
725	2013/07/15	23:14:00	00:01:00.0	48.7	48.7	10.0	58.7	725	738943.3498
726	2013/07/15	23:15:00	00:01:00.0	48.4	48.4	10.0	58.4	726	694152.7973
727	2013/07/15	23:16:00	00:01:00.0	48.7	48.7	10.0	58.7	727	746953.7052
728	2013/07/15	23:17:00	00:01:00.0	49.4	49.4	10.0	59.4	728	879198.2961
729	2013/07/15	23:18:00	00:01:00.0	52.8	52.8	10.0	62.8	729	1899421.249
730	2013/07/15	23:19:00	00:01:00.0	50.2	50.2	10.0	60.2	730	1053189.969
731	2013/07/15	23:20:00	00:01:00.0	50.4	50.4	10.0	60.4	731	1100499.215
732	2013/07/15	23:21:00	00:01:00.0	49.9	49.9	10.0	59.9	732	974605.0538
733	2013/07/15	23:22:00	00:01:00.0	48.2	48.2	10.0	58.2	733	659485.8396
734	2013/07/15	23:23:00	00:01:00.0	48.9	48.9	10.0	58.9	734	774206.633
735	2013/07/15	23:24:00	00:01:00.0	50.3	50.3	10.0	60.3	735	1060018.801
736	2013/07/15	23:25:00	00:01:00.0	50.4	50.4	10.0	60.4	736	1097928.056
737	2013/07/15	23:26:00	00:01:00.0	50.1	50.1	10.0	60.1	737	1020881.232
738	2013/07/15	23:27:00	00:01:00.0	51.3	51.3	10.0	61.3	738	1343382.752
739	2013/07/15	23:28:00	00:01:00.0	50.2	50.2	10.0	60.2	739	1044591.426
740	2013/07/15	23:29:00	00:01:00.0	51.0	51.0	10.0	61.0	740	1259708.56
741	2013/07/15	23:30:00	00:01:00.0	52.1	52.1	10.0	62.1	741	1613174.225
742	2013/07/15	23:31:00	00:01:00.0	51.5	51.5	10.0	61.5	742	1417453.148
743	2013/07/15	23:32:00	00:01:00.0	51.2	51.2	10.0	61.2	743	1318190.971
744	2013/07/15	23:33:00	00:01:00.0	50.7	50.7	10.0	60.7	744	1184584.526
745	2013/07/15	23:34:00	00:01:00.0	51.2	51.2	10.0	61.2	745	1320616.59
746	2013/07/15	23:35:00	00:01:00.0	52.9	52.9	10.0	62.9	746	1968928.244
747	2013/07/15	23:36:00	00:01:00.0	52.4	52.4	10.0	62.4	747	1756119.795
748	2013/07/15	23:37:00	00:01:00.0	51.6	51.6	10.0	61.6	748	1457124.902
749	2013/07/15	23:38:00	00:01:00.0	48.9	48.9	10.0	58.9	749	776487.4305
750	2013/07/15	23:39:00	00:01:00.0	48.1	48.1	10.0	58.1	750	648788.1217
751	2013/07/15	23:40:00	00:01:00.0	46.9	46.9	10.0	56.9	751	490709.1173
752	2013/07/15	23:41:00	00:01:00.0	45.0	45.0	10.0	55.0	752	313405.5767
753	2013/07/15	23:42:00	00:01:00.0	44.2	44.2	10.0	54.2	753	265047.3342
754	2013/07/15	23:43:00	00:01:00.0	44.1	44.1	10.0	54.1	754	257025.9418
755	2013/07/15	23:44:00	00:01:00.0	43.9	43.9	10.0	53.9	755	247309.465
756	2013/07/15	23:45:00	00:01:00.0	44.4	44.4	10.0	54.4	756	272809.8593
757	2013/07/15	23:46:00	00:01:00.0	45.9	45.9	10.0	55.9	757	385670.4409
758	2013/07/15	23:47:00	00:01:00.0	45.4	45.4	10.0	55.4	758	348762.1103
759	2013/07/15	23:48:00	00:01:00.0	45.0	45.0	10.0	55.0	759	314154.6951
760	2013/07/15	23:49:00	00:01:00.0	45.0	45.0	10.0	55.0	760	317546.2746
761	2013/07/15	23:50:00	00:01:00.0	45.9	45.9	10.0	55.9	761	390391.2648
762	2013/07/15	23:51:00	00:01:00.0	45.9	45.9	10.0	55.9	762	386266.4411
763	2013/07/15	23:52:00	00:01:00.0	46.1	46.1	10.0	56.1	763	404035.7127
764	2013/07/15	23:53:00	00:01:00.0	45.7	45.7	10.0	55.7	764	375773.696
765	2013/07/15	23:54:00	00:01:00.0	45.4	45.4	10.0	55.4	765	345122.3003

Location 4 - Gallaher Recreation Area

Record #	Date	Time	Duration	LAeq	Base Leq	Penalty	Base+Penalty	count	10^{^(leq/10)}
766	2013/07/15	23:55:00	00:01:00.0	45.1	45.1	10.0	55.1	766	322414.4214
767	2013/07/15	23:56:00	00:01:00.0	44.1	44.1	10.0	54.1	767	258438.1166
768	2013/07/15	23:57:00	00:01:00.0	44.4	44.4	10.0	54.4	768	274337.4293
769	2013/07/15	23:58:00	00:01:00.0	45.1	45.1	10.0	55.1	769	326558.8143
770	2013/07/15	23:59:00	00:01:00.0	46.5	46.5	10.0	56.5	770	442839.0969
771	2013/07/16	00:00:00	00:01:00.0	47.3	47.3	10.0	57.3	771	532524.6574
772	2013/07/16	00:01:00	00:01:00.0	48.4	48.4	10.0	58.4	772	685427.5124
773	2013/07/16	00:02:00	00:01:00.0	47.7	47.7	10.0	57.7	773	588392.9151
774	2013/07/16	00:03:00	00:01:00.0	46.1	46.1	10.0	56.1	774	411876.5579
775	2013/07/16	00:04:00	00:01:00.0	45.8	45.8	10.0	55.8	775	379702.0815
776	2013/07/16	00:05:00	00:01:00.0	45.7	45.7	10.0	55.7	776	367749.5409
777	2013/07/16	00:06:00	00:01:00.0	44.6	44.6	10.0	54.6	777	289939.4814
778	2013/07/16	00:07:00	00:01:00.0	45.0	45.0	10.0	55.0	778	318414.908
779	2013/07/16	00:08:00	00:01:00.0	44.8	44.8	10.0	54.8	779	298945.2516
780	2013/07/16	00:09:00	00:01:00.0	44.6	44.6	10.0	54.6	780	290099.7151
781	2013/07/16	00:10:00	00:01:00.0	44.9	44.9	10.0	54.9	781	310844.3871
782	2013/07/16	00:11:00	00:01:00.0	44.9	44.9	10.0	54.9	782	311193.7955
783	2013/07/16	00:12:00	00:01:00.0	45.1	45.1	10.0	55.1	783	325613.0464
784	2013/07/16	00:13:00	00:01:00.0	44.8	44.8	10.0	54.8	784	299619.0112
785	2013/07/16	00:14:00	00:01:00.0	43.9	43.9	10.0	53.9	785	246597.9814
786	2013/07/16	00:15:00	00:01:00.0	44.1	44.1	10.0	54.1	786	257508.1718
787	2013/07/16	00:16:00	00:01:00.0	44.5	44.5	10.0	54.5	787	279797.429
788	2013/07/16	00:17:00	00:01:00.0	44.1	44.1	10.0	54.1	788	256030.004
789	2013/07/16	00:18:00	00:01:00.0	44.0	44.0	10.0	54.0	789	249671.2996
790	2013/07/16	00:19:00	00:01:00.0	44.4	44.4	10.0	54.4	790	277734.016
791	2013/07/16	00:20:00	00:01:00.0	44.7	44.7	10.0	54.7	791	295388.8748
792	2013/07/16	00:21:00	00:01:00.0	44.9	44.9	10.0	54.9	792	311085.5708
793	2013/07/16	00:22:00	00:01:00.0	44.3	44.3	10.0	54.3	793	268207.0751
794	2013/07/16	00:23:00	00:01:00.0	43.6	43.6	10.0	53.6	794	227637.4587
795	2013/07/16	00:24:00	00:01:00.0	43.2	43.2	10.0	53.2	795	210481.6988
796	2013/07/16	00:25:00	00:01:00.0	43.7	43.7	10.0	53.7	796	235023.5044
797	2013/07/16	00:26:00	00:01:00.0	44.0	44.0	10.0	54.0	797	252629.9836
798	2013/07/16	00:27:00	00:01:00.0	44.0	44.0	10.0	54.0	798	253140.8734
799	2013/07/16	00:28:00	00:01:00.0	44.9	44.9	10.0	54.9	799	309078.5151
800	2013/07/16	00:29:00	00:01:00.0	45.1	45.1	10.0	55.1	800	323609.745
801	2013/07/16	00:30:00	00:01:00.0	45.1	45.1	10.0	55.1	801	326918.4206
802	2013/07/16	00:31:00	00:01:00.0	45.3	45.3	10.0	55.3	802	336130.8172
803	2013/07/16	00:32:00	00:01:00.0	45.6	45.6	10.0	55.6	803	359880.2933
804	2013/07/16	00:33:00	00:01:00.0	45.4	45.4	10.0	55.4	804	346654.1413
805	2013/07/16	00:34:00	00:01:00.0	45.7	45.7	10.0	55.7	805	373061.1409
806	2013/07/16	00:35:00	00:01:00.0	45.1	45.1	10.0	55.1	806	327295.0966
807	2013/07/16	00:36:00	00:01:00.0	43.4	43.4	10.0	53.4	807	219736.4787
808	2013/07/16	00:37:00	00:01:00.0	43.1	43.1	10.0	53.1	808	205164.9986
809	2013/07/16	00:38:00	00:01:00.0	43.5	43.5	10.0	53.5	809	222935.7032
810	2013/07/16	00:39:00	00:01:00.0	43.8	43.8	10.0	53.8	810	238092.4398

Location 4 - Gallaher Recreation Area

Record #	Date	Time	Duration	LAeq	Base Leq	Penalty	Base+Penalty	count	10^{^(leq/10)}
811	2013/07/16	00:40:00	00:01:00.0	43.9	43.9	10.0	53.9	811	244606.8144
812	2013/07/16	00:41:00	00:01:00.0	43.2	43.2	10.0	53.2	812	206551.8762
813	2013/07/16	00:42:00	00:01:00.0	44.9	44.9	10.0	54.9	813	305913.8476
814	2013/07/16	00:43:00	00:01:00.0	43.6	43.6	10.0	53.6	814	227399.2441
815	2013/07/16	00:44:00	00:01:00.0	44.6	44.6	10.0	54.6	815	288049.12
816	2013/07/16	00:45:00	00:01:00.0	44.5	44.5	10.0	54.5	816	281098.3272
817	2013/07/16	00:46:00	00:01:00.0	46.0	46.0	10.0	56.0	817	400452.74
818	2013/07/16	00:47:00	00:01:00.0	46.0	46.0	10.0	56.0	818	401896.0794
819	2013/07/16	00:48:00	00:01:00.0	45.0	45.0	10.0	55.0	819	313664.1759
820	2013/07/16	00:49:00	00:01:00.0	45.2	45.2	10.0	55.2	820	327780.7313
821	2013/07/16	00:50:00	00:01:00.0	45.4	45.4	10.0	55.4	821	342833.0058
822	2013/07/16	00:51:00	00:01:00.0	45.4	45.4	10.0	55.4	822	346680.3283
823	2013/07/16	00:52:00	00:01:00.0	47.1	47.1	10.0	57.1	823	507459.3161
824	2013/07/16	00:53:00	00:01:00.0	46.8	46.8	10.0	56.8	824	480529.8294
825	2013/07/16	00:54:00	00:01:00.0	46.2	46.2	10.0	56.2	825	414507.4577
826	2013/07/16	00:55:00	00:01:00.0	47.5	47.5	10.0	57.5	826	564692.45
827	2013/07/16	00:56:00	00:01:00.0	47.5	47.5	10.0	57.5	827	559362.8689
828	2013/07/16	00:57:00	00:01:00.0	46.8	46.8	10.0	56.8	828	481858.2639
829	2013/07/16	00:58:00	00:01:00.0	47.6	47.6	10.0	57.6	829	577253.0975
830	2013/07/16	00:59:00	00:01:00.0	47.7	47.7	10.0	57.7	830	591557.124
831	2013/07/16	01:00:00	00:01:00.0	47.8	47.8	10.0	57.8	831	597652.0872
832	2013/07/16	01:01:00	00:01:00.0	46.7	46.7	10.0	56.7	832	468242.8898
833	2013/07/16	01:02:00	00:01:00.0	46.5	46.5	10.0	56.5	833	444806.2211
834	2013/07/16	01:03:00	00:01:00.0	47.7	47.7	10.0	57.7	834	582324.8574
835	2013/07/16	01:04:00	00:01:00.0	47.3	47.3	10.0	57.3	835	532257.1706
836	2013/07/16	01:05:00	00:01:00.0	47.2	47.2	10.0	57.2	836	527980.3038
837	2013/07/16	01:06:00	00:01:00.0	47.7	47.7	10.0	57.7	837	582924.6378
838	2013/07/16	01:07:00	00:01:00.0	47.3	47.3	10.0	57.3	838	536453.696
839	2013/07/16	01:08:00	00:01:00.0	47.6	47.6	10.0	57.6	839	577438.1967
840	2013/07/16	01:09:00	00:01:00.0	47.0	47.0	10.0	57.0	840	506700.7964
841	2013/07/16	01:10:00	00:01:00.0	47.7	47.7	10.0	57.7	841	585334.0564
842	2013/07/16	01:11:00	00:01:00.0	47.0	47.0	10.0	57.0	842	495488.1406
843	2013/07/16	01:12:00	00:01:00.0	48.2	48.2	10.0	58.2	843	667005.6091
844	2013/07/16	01:13:00	00:01:00.0	47.7	47.7	10.0	57.7	844	594488.173
845	2013/07/16	01:14:00	00:01:00.0	47.4	47.4	10.0	57.4	845	552258.1136
846	2013/07/16	01:15:00	00:01:00.0	49.3	49.3	10.0	59.3	846	852973.7556
847	2013/07/16	01:16:00	00:01:00.0	49.2	49.2	10.0	59.2	847	822287.7184
848	2013/07/16	01:17:00	00:01:00.0	47.9	47.9	10.0	57.9	848	616034.3797
849	2013/07/16	01:18:00	00:01:00.0	47.8	47.8	10.0	57.8	849	598046.9857
850	2013/07/16	01:19:00	00:01:00.0	49.7	49.7	10.0	59.7	850	942307.0245
851	2013/07/16	01:20:00	00:01:00.0	49.0	49.0	10.0	59.0	851	799938.014
852	2013/07/16	01:21:00	00:01:00.0	48.1	48.1	10.0	58.1	852	641641.6645
853	2013/07/16	01:22:00	00:01:00.0	48.6	48.6	10.0	58.6	853	726514.9962
854	2013/07/16	01:23:00	00:01:00.0	49.6	49.6	10.0	59.6	854	906311.8939
855	2013/07/16	01:24:00	00:01:00.0	49.4	49.4	10.0	59.4	855	870147.2318

Location 4 - Gallaher Recreation Area

Record #	Date	Time	Duration	LAeq	Base Leq	Penalty	Base+Penalty	count	10^{^(leq/10)}
856	2013/07/16	01:25:00	00:01:00.0	49.1	49.1	10.0	59.1	856	809556.894
857	2013/07/16	01:26:00	00:01:00.0	48.1	48.1	10.0	58.1	857	645406.2179
858	2013/07/16	01:27:00	00:01:00.0	49.7	49.7	10.0	59.7	858	926369.5825
859	2013/07/16	01:28:00	00:01:00.0	48.8	48.8	10.0	58.8	859	766580.423
860	2013/07/16	01:29:00	00:01:00.0	50.6	50.6	10.0	60.6	860	1149392.323
861	2013/07/16	01:30:00	00:01:00.0	52.0	52.0	10.0	62.0	861	1592936.303
862	2013/07/16	01:31:00	00:01:00.0	50.9	50.9	10.0	60.9	862	1243047.609
863	2013/07/16	01:32:00	00:01:00.0	50.9	50.9	10.0	60.9	863	1227614.808
864	2013/07/16	01:33:00	00:01:00.0	48.2	48.2	10.0	58.2	864	663015.477
865	2013/07/16	01:34:00	00:01:00.0	47.2	47.2	10.0	57.2	865	529663.6486
866	2013/07/16	01:35:00	00:01:00.0	49.7	49.7	10.0	59.7	866	940905.1322
867	2013/07/16	01:36:00	00:01:00.0	52.6	52.6	10.0	62.6	867	1812954.87
868	2013/07/16	01:37:00	00:01:00.0	50.8	50.8	10.0	60.8	868	1192974.511
869	2013/07/16	01:38:00	00:01:00.0	51.2	51.2	10.0	61.2	869	1317617.957
870	2013/07/16	01:39:00	00:01:00.0	52.6	52.6	10.0	62.6	870	1836883.333
871	2013/07/16	01:40:00	00:01:00.0	51.2	51.2	10.0	61.2	871	1319218.388
872	2013/07/16	01:41:00	00:01:00.0	50.5	50.5	10.0	60.5	872	1117332.154
873	2013/07/16	01:42:00	00:01:00.0	50.9	50.9	10.0	60.9	873	1227122.126
874	2013/07/16	01:43:00	00:01:00.0	52.9	52.9	10.0	62.9	874	1928223.602
875	2013/07/16	01:44:00	00:01:00.0	51.8	51.8	10.0	61.8	875	1505109.352
876	2013/07/16	01:45:00	00:01:00.0	50.7	50.7	10.0	60.7	876	1170822.29
877	2013/07/16	01:46:00	00:01:00.0	49.6	49.6	10.0	59.6	877	913174.4284
878	2013/07/16	01:47:00	00:01:00.0	48.4	48.4	10.0	58.4	878	688729.8959
879	2013/07/16	01:48:00	00:01:00.0	48.0	48.0	10.0	58.0	879	637342.9247
880	2013/07/16	01:49:00	00:01:00.0	49.1	49.1	10.0	59.1	880	805024.3576
881	2013/07/16	01:50:00	00:01:00.0	49.6	49.6	10.0	59.6	881	920194.8027
882	2013/07/16	01:51:00	00:01:00.0	48.8	48.8	10.0	58.8	882	760869.6695
883	2013/07/16	01:52:00	00:01:00.0	48.8	48.8	10.0	58.8	883	757598.5996
884	2013/07/16	01:53:00	00:01:00.0	47.7	47.7	10.0	57.7	884	587239.9767
885	2013/07/16	01:54:00	00:01:00.0	48.3	48.3	10.0	58.3	885	676362.0231
886	2013/07/16	01:55:00	00:01:00.0	49.1	49.1	10.0	59.1	886	814773.8156
887	2013/07/16	01:56:00	00:01:00.0	48.4	48.4	10.0	58.4	887	699772.6593
888	2013/07/16	01:57:00	00:01:00.0	47.0	47.0	10.0	57.0	888	496694.732
889	2013/07/16	01:58:00	00:01:00.0	45.7	45.7	10.0	55.7	889	367817.7042
890	2013/07/16	01:59:00	00:01:00.0	45.6	45.6	10.0	55.6	890	359463.2742
891	2013/07/16	02:00:00	00:01:00.0	46.7	46.7	10.0	56.7	891	470121.3022
892	2013/07/16	02:01:00	00:01:00.0	45.2	45.2	10.0	55.2	892	331152.4127
893	2013/07/16	02:02:00	00:01:00.0	47.1	47.1	10.0	57.1	893	512441.078
894	2013/07/16	02:03:00	00:01:00.0	46.7	46.7	10.0	56.7	894	463023.3308
895	2013/07/16	02:04:00	00:01:00.0	46.7	46.7	10.0	56.7	895	467857.2597
896	2013/07/16	02:05:00	00:01:00.0	45.9	45.9	10.0	55.9	896	390836.6114
897	2013/07/16	02:06:00	00:01:00.0	46.9	46.9	10.0	56.9	897	486315.2373
898	2013/07/16	02:07:00	00:01:00.0	46.6	46.6	10.0	56.6	898	454154.156
899	2013/07/16	02:08:00	00:01:00.0	47.4	47.4	10.0	57.4	899	549250.0768
900	2013/07/16	02:09:00	00:01:00.0	47.6	47.6	10.0	57.6	900	572666.9839

Location 4 - Gallaher Recreation Area

Record #	Date	Time	Duration	LAeq	Base Leq	Penalty	Base+Penalty	count	10^{^(leq/10)}
901	2013/07/16	02:10:00	00:01:00.0	46.4	46.4	10.0	56.4	901	434822.6405
902	2013/07/16	02:11:00	00:01:00.0	45.9	45.9	10.0	55.9	902	392960.1637
903	2013/07/16	02:12:00	00:01:00.0	46.6	46.6	10.0	56.6	903	452354.6403
904	2013/07/16	02:13:00	00:01:00.0	47.0	47.0	10.0	57.0	904	504710.3619
905	2013/07/16	02:14:00	00:01:00.0	47.0	47.0	10.0	57.0	905	502513.1846
906	2013/07/16	02:15:00	00:01:00.0	47.1	47.1	10.0	57.1	906	508301.5625
907	2013/07/16	02:16:00	00:01:00.0	47.8	47.8	10.0	57.8	907	604022.0322
908	2013/07/16	02:17:00	00:01:00.0	48.2	48.2	10.0	58.2	908	664257.6709
909	2013/07/16	02:18:00	00:01:00.0	47.8	47.8	10.0	57.8	909	605233.4361
910	2013/07/16	02:19:00	00:01:00.0	47.5	47.5	10.0	57.5	910	559986.7087
911	2013/07/16	02:20:00	00:01:00.0	47.2	47.2	10.0	57.2	911	526041.1819
912	2013/07/16	02:21:00	00:01:00.0	46.8	46.8	10.0	56.8	912	477402.2992
913	2013/07/16	02:22:00	00:01:00.0	46.1	46.1	10.0	56.1	913	411360.2619
914	2013/07/16	02:23:00	00:01:00.0	46.9	46.9	10.0	56.9	914	484683.6548
915	2013/07/16	02:24:00	00:01:00.0	47.8	47.8	10.0	57.8	915	608583.3526
916	2013/07/16	02:25:00	00:01:00.0	46.8	46.8	10.0	56.8	916	479674.6105
917	2013/07/16	02:26:00	00:01:00.0	46.4	46.4	10.0	56.4	917	432380.1857
918	2013/07/16	02:27:00	00:01:00.0	46.3	46.3	10.0	56.3	918	430447.2193
919	2013/07/16	02:28:00	00:01:00.0	45.9	45.9	10.0	55.9	919	385606.7593
920	2013/07/16	02:29:00	00:01:00.0	46.0	46.0	10.0	56.0	920	399893.5057
921	2013/07/16	02:30:00	00:01:00.0	45.2	45.2	10.0	55.2	921	330127.2206
922	2013/07/16	02:31:00	00:01:00.0	43.7	43.7	10.0	53.7	922	232265.9188
923	2013/07/16	02:32:00	00:01:00.0	43.6	43.6	10.0	53.6	923	227328.9465
924	2013/07/16	02:33:00	00:01:00.0	43.4	43.4	10.0	53.4	924	216315.853
925	2013/07/16	02:34:00	00:01:00.0	44.1	44.1	10.0	54.1	925	259758.0957
926	2013/07/16	02:35:00	00:01:00.0	46.9	46.9	10.0	56.9	926	486325.4894
927	2013/07/16	02:36:00	00:01:00.0	48.7	48.7	10.0	58.7	927	736312.2001
928	2013/07/16	02:37:00	00:01:00.0	47.3	47.3	10.0	57.3	928	541587.8334
929	2013/07/16	02:38:00	00:01:00.0	46.3	46.3	10.0	56.3	929	424129.2702
930	2013/07/16	02:39:00	00:01:00.0	46.2	46.2	10.0	56.2	930	418950.0501
931	2013/07/16	02:40:00	00:01:00.0	43.6	43.6	10.0	53.6	931	229040.4084
932	2013/07/16	02:41:00	00:01:00.0	42.5	42.5	10.0	52.5	932	177532.8156
933	2013/07/16	02:42:00	00:01:00.0	42.0	42.0	10.0	52.0	933	158452.2933
934	2013/07/16	02:43:00	00:01:00.0	43.9	43.9	10.0	53.9	934	245776.9082
935	2013/07/16	02:44:00	00:01:00.0	42.0	42.0	10.0	52.0	935	159193.8999
936	2013/07/16	02:45:00	00:01:00.0	43.2	43.2	10.0	53.2	936	209840.9573
937	2013/07/16	02:46:00	00:01:00.0	43.3	43.3	10.0	53.3	937	212219.8686
938	2013/07/16	02:47:00	00:01:00.0	43.3	43.3	10.0	53.3	938	215220.2204
939	2013/07/16	02:48:00	00:01:00.0	42.6	42.6	10.0	52.6	939	183491.7581
940	2013/07/16	02:49:00	00:01:00.0	42.6	42.6	10.0	52.6	940	183642.6781
941	2013/07/16	02:50:00	00:01:00.0	44.1	44.1	10.0	54.1	941	255111.1893
942	2013/07/16	02:51:00	00:01:00.0	44.8	44.8	10.0	54.8	942	304545.9846
943	2013/07/16	02:52:00	00:01:00.0	45.5	45.5	10.0	55.5	943	357800.6528
944	2013/07/16	02:53:00	00:01:00.0	45.8	45.8	10.0	55.8	944	382708.2401
945	2013/07/16	02:54:00	00:01:00.0	44.9	44.9	10.0	54.9	945	308811.7613

Location 4 - Gallaher Recreation Area

Record #	Date	Time	Duration	LAeq	Base Leq	Penalty	Base+Penalty	count	10^{^(leq/10)}
946	2013/07/16	02:55:00	00:01:00.0	44.8	44.8	10.0	54.8	946	300815.1557
947	2013/07/16	02:56:00	00:01:00.0	44.7	44.7	10.0	54.7	947	297780.8667
948	2013/07/16	02:57:00	00:01:00.0	44.6	44.6	10.0	54.6	948	286139.9161
949	2013/07/16	02:58:00	00:01:00.0	43.8	43.8	10.0	53.8	949	237220.0775
950	2013/07/16	02:59:00	00:01:00.0	43.7	43.7	10.0	53.7	950	235741.1398
951	2013/07/16	03:00:00	00:01:00.0	42.7	42.7	10.0	52.7	951	184379.0588
952	2013/07/16	03:01:00	00:01:00.0	42.3	42.3	10.0	52.3	952	170828.8084
953	2013/07/16	03:02:00	00:01:00.0	42.0	42.0	10.0	52.0	953	160204.9962
954	2013/07/16	03:03:00	00:01:00.0	42.3	42.3	10.0	52.3	954	168032.2073
955	2013/07/16	03:04:00	00:01:00.0	42.5	42.5	10.0	52.5	955	177189.9256
956	2013/07/16	03:05:00	00:01:00.0	42.4	42.4	10.0	52.4	956	172296.4166
957	2013/07/16	03:06:00	00:01:00.0	42.8	42.8	10.0	52.8	957	190338.2791
958	2013/07/16	03:07:00	00:01:00.0	42.8	42.8	10.0	52.8	958	189010.6197
959	2013/07/16	03:08:00	00:01:00.0	42.6	42.6	10.0	52.6	959	180241.1852
960	2013/07/16	03:09:00	00:01:00.0	43.9	43.9	10.0	53.9	960	247997.0779
961	2013/07/16	03:10:00	00:01:00.0	46.3	46.3	10.0	56.3	961	427484.5371
962	2013/07/16	03:11:00	00:01:00.0	49.3	49.3	10.0	59.3	962	849623.8294
963	2013/07/16	03:12:00	00:01:00.0	49.1	49.1	10.0	59.1	963	816526.2263
964	2013/07/16	03:13:00	00:01:00.0	47.4	47.4	10.0	57.4	964	549135.7498
965	2013/07/16	03:14:00	00:01:00.0	48.2	48.2	10.0	58.2	965	660478.2963
966	2013/07/16	03:15:00	00:01:00.0	49.7	49.7	10.0	59.7	966	928498.2016
967	2013/07/16	03:16:00	00:01:00.0	50.2	50.2	10.0	60.2	967	1039170.984
968	2013/07/16	03:17:00	00:01:00.0	51.4	51.4	10.0	61.4	968	1382082.057
969	2013/07/16	03:18:00	00:01:00.0	50.4	50.4	10.0	60.4	969	1099251.022
970	2013/07/16	03:19:00	00:01:00.0	49.5	49.5	10.0	59.5	970	887090.4641
971	2013/07/16	03:20:00	00:01:00.0	47.1	47.1	10.0	57.1	971	513975.549
972	2013/07/16	03:21:00	00:01:00.0	47.0	47.0	10.0	57.0	972	506533.923
973	2013/07/16	03:22:00	00:01:00.0	45.1	45.1	10.0	55.1	973	326553.3644
974	2013/07/16	03:23:00	00:01:00.0	45.6	45.6	10.0	55.6	974	366574.3419
975	2013/07/16	03:24:00	00:01:00.0	45.7	45.7	10.0	55.7	975	367443.4465
976	2013/07/16	03:25:00	00:01:00.0	46.3	46.3	10.0	56.3	976	424113.2513
977	2013/07/16	03:26:00	00:01:00.0	47.1	47.1	10.0	57.1	977	511395.1884
978	2013/07/16	03:27:00	00:01:00.0	48.2	48.2	10.0	58.2	978	666262.5474
979	2013/07/16	03:28:00	00:01:00.0	48.3	48.3	10.0	58.3	979	678322.3975
980	2013/07/16	03:29:00	00:01:00.0	47.7	47.7	10.0	57.7	980	584206.6111
981	2013/07/16	03:30:00	00:01:00.0	47.3	47.3	10.0	57.3	981	536339.2059
982	2013/07/16	03:31:00	00:01:00.0	47.7	47.7	10.0	57.7	982	583618.3273
983	2013/07/16	03:32:00	00:01:00.0	49.5	49.5	10.0	59.5	983	897381.2472
984	2013/07/16	03:33:00	00:01:00.0	47.3	47.3	10.0	57.3	984	541951.3999
985	2013/07/16	03:34:00	00:01:00.0	48.2	48.2	10.0	58.2	985	663345.1807
986	2013/07/16	03:35:00	00:01:00.0	48.0	48.0	10.0	58.0	986	628264.6494
987	2013/07/16	03:36:00	00:01:00.0	48.4	48.4	10.0	58.4	987	686458.4056
988	2013/07/16	03:37:00	00:01:00.0	47.1	47.1	10.0	57.1	988	514615.2125
989	2013/07/16	03:38:00	00:01:00.0	45.9	45.9	10.0	55.9	989	384729.837
990	2013/07/16	03:39:00	00:01:00.0	45.6	45.6	10.0	55.6	990	366268.9039

Location 4 - Gallaher Recreation Area

Record #	Date	Time	Duration	LAeq	Base Leq	Penalty	Base+Penalty	count	10^{^(leq/10)}
991	2013/07/16	03:40:00	00:01:00.0	45.3	45.3	10.0	55.3	991	341656.995
992	2013/07/16	03:41:00	00:01:00.0	46.5	46.5	10.0	56.5	992	448744.2547
993	2013/07/16	03:42:00	00:01:00.0	48.0	48.0	10.0	58.0	993	623786.4468
994	2013/07/16	03:43:00	00:01:00.0	47.1	47.1	10.0	57.1	994	514702.0078
995	2013/07/16	03:44:00	00:01:00.0	46.8	46.8	10.0	56.8	995	481373.0427
996	2013/07/16	03:45:00	00:01:00.0	46.2	46.2	10.0	56.2	996	418371.2314
997	2013/07/16	03:46:00	00:01:00.0	46.2	46.2	10.0	56.2	997	415994.5115
998	2013/07/16	03:47:00	00:01:00.0	46.1	46.1	10.0	56.1	998	409563.3538
999	2013/07/16	03:48:00	00:01:00.0	45.8	45.8	10.0	55.8	999	383325.9243
1000	2013/07/16	03:49:00	00:01:00.0	44.0	44.0	10.0	54.0	1000	253898.887
1001	2013/07/16	03:50:00	00:01:00.0	44.9	44.9	10.0	54.9	1001	308703.8227
1002	2013/07/16	03:51:00	00:01:00.0	43.7	43.7	10.0	53.7	1002	234685.3979
1003	2013/07/16	03:52:00	00:01:00.0	44.6	44.6	10.0	54.6	1003	288166.5418
1004	2013/07/16	03:53:00	00:01:00.0	43.9	43.9	10.0	53.9	1004	243822.5665
1005	2013/07/16	03:54:00	00:01:00.0	44.5	44.5	10.0	54.5	1005	280476.316
1006	2013/07/16	03:55:00	00:01:00.0	44.2	44.2	10.0	54.2	1006	264230.0415
1007	2013/07/16	03:56:00	00:01:00.0	43.6	43.6	10.0	53.6	1007	231314.3093
1008	2013/07/16	03:57:00	00:01:00.0	44.0	44.0	10.0	54.0	1008	251390.8268
1009	2013/07/16	03:58:00	00:01:00.0	45.0	45.0	10.0	55.0	1009	313804.1673
1010	2013/07/16	03:59:00	00:01:00.0	43.7	43.7	10.0	53.7	1010	235541.8185
1011	2013/07/16	04:00:00	00:01:00.0	45.1	45.1	10.0	55.1	1011	326232.5554
1012	2013/07/16	04:01:00	00:01:00.0	43.9	43.9	10.0	53.9	1012	242867.5499
1013	2013/07/16	04:02:00	00:01:00.0	44.3	44.3	10.0	54.3	1013	270380.3799
1014	2013/07/16	04:03:00	00:01:00.0	43.7	43.7	10.0	53.7	1014	232698.0151
1015	2013/07/16	04:04:00	00:01:00.0	43.5	43.5	10.0	53.5	1015	226068.6899
1016	2013/07/16	04:05:00	00:01:00.0	44.1	44.1	10.0	54.1	1016	254180.9361
1017	2013/07/16	04:06:00	00:01:00.0	44.6	44.6	10.0	54.6	1017	289604.5252
1018	2013/07/16	04:07:00	00:01:00.0	43.6	43.6	10.0	53.6	1018	230373.0738
1019	2013/07/16	04:08:00	00:01:00.0	44.8	44.8	10.0	54.8	1019	299894.1557
1020	2013/07/16	04:09:00	00:01:00.0	44.3	44.3	10.0	54.3	1020	271442.3918
1021	2013/07/16	04:10:00	00:01:00.0	43.7	43.7	10.0	53.7	1021	236657.7397
1022	2013/07/16	04:11:00	00:01:00.0	44.1	44.1	10.0	54.1	1022	258490.5597
1023	2013/07/16	04:12:00	00:01:00.0	43.1	43.1	10.0	53.1	1023	201905.0451
1024	2013/07/16	04:13:00	00:01:00.0	43.3	43.3	10.0	53.3	1024	214599.9233
1025	2013/07/16	04:14:00	00:01:00.0	45.2	45.2	10.0	55.2	1025	334949.8457
1026	2013/07/16	04:15:00	00:01:00.0	45.9	45.9	10.0	55.9	1026	391996.9605
1027	2013/07/16	04:16:00	00:01:00.0	45.5	45.5	10.0	55.5	1027	358748.8329
1028	2013/07/16	04:17:00	00:01:00.0	45.0	45.0	10.0	55.0	1028	318520.9262
1029	2013/07/16	04:18:00	00:01:00.0	45.2	45.2	10.0	55.2	1029	334230.6901
1030	2013/07/16	04:19:00	00:01:00.0	46.6	46.6	10.0	56.6	1030	461087.4102
1031	2013/07/16	04:20:00	00:01:00.0	45.6	45.6	10.0	55.6	1031	363926.2752
1032	2013/07/16	04:21:00	00:01:00.0	46.1	46.1	10.0	56.1	1032	405904.6214
1033	2013/07/16	04:22:00	00:01:00.0	45.4	45.4	10.0	55.4	1033	347934.7473
1034	2013/07/16	04:23:00	00:01:00.0	44.1	44.1	10.0	54.1	1034	255500.2665
1035	2013/07/16	04:24:00	00:01:00.0	44.1	44.1	10.0	54.1	1035	256244.8623

Location 4 - Gallaher Recreation Area

Record #	Date	Time	Duration	LAeq	Base Leq	Penalty	Base+Penalty	count	10^{^(leq/10)}
1036	2013/07/16	04:25:00	00:01:00.0	43.8	43.8	10.0	53.8	1036	238815.4606
1037	2013/07/16	04:26:00	00:01:00.0	44.1	44.1	10.0	54.1	1037	259950.7365
1038	2013/07/16	04:27:00	00:01:00.0	44.1	44.1	10.0	54.1	1038	258460.1369
1039	2013/07/16	04:28:00	00:01:00.0	45.2	45.2	10.0	55.2	1039	331767.5985
1040	2013/07/16	04:29:00	00:01:00.0	44.5	44.5	10.0	54.5	1040	279706.0194
1041	2013/07/16	04:30:00	00:01:00.0	44.0	44.0	10.0	54.0	1041	252506.8581
1042	2013/07/16	04:31:00	00:01:00.0	45.0	45.0	10.0	55.0	1042	316505.0959
1043	2013/07/16	04:32:00	00:01:00.0	45.1	45.1	10.0	55.1	1043	326569.1407
1044	2013/07/16	04:33:00	00:01:00.0	48.1	48.1	10.0	58.1	1044	645783.8859
1045	2013/07/16	04:34:00	00:01:00.0	47.8	47.8	10.0	57.8	1045	609042.1773
1046	2013/07/16	04:35:00	00:01:00.0	46.1	46.1	10.0	56.1	1046	405883.943
1047	2013/07/16	04:36:00	00:01:00.0	49.2	49.2	10.0	59.2	1047	838301.9906
1048	2013/07/16	04:37:00	00:01:00.0	45.6	45.6	10.0	55.6	1048	363736.4463
1049	2013/07/16	04:38:00	00:01:00.0	46.3	46.3	10.0	56.3	1049	428750.3003
1050	2013/07/16	04:39:00	00:01:00.0	46.7	46.7	10.0	56.7	1050	469569.9395
1051	2013/07/16	04:40:00	00:01:00.0	47.8	47.8	10.0	57.8	1051	601897.2008
1052	2013/07/16	04:41:00	00:01:00.0	47.2	47.2	10.0	57.2	1052	519380.6476
1053	2013/07/16	04:42:00	00:01:00.0	45.0	45.0	10.0	55.0	1053	313691.4528
1054	2013/07/16	04:43:00	00:01:00.0	45.8	45.8	10.0	55.8	1054	380584.5925
1055	2013/07/16	04:44:00	00:01:00.0	45.7	45.7	10.0	55.7	1055	375318.4794
1056	2013/07/16	04:45:00	00:01:00.0	46.3	46.3	10.0	56.3	1056	427624.6171
1057	2013/07/16	04:46:00	00:01:00.0	45.6	45.6	10.0	55.6	1057	363418.0503
1058	2013/07/16	04:47:00	00:01:00.0	45.8	45.8	10.0	55.8	1058	380833.3876
1059	2013/07/16	04:48:00	00:01:00.0	46.5	46.5	10.0	56.5	1059	450450.269
1060	2013/07/16	04:49:00	00:01:00.0	45.3	45.3	10.0	55.3	1060	337912.3122
1061	2013/07/16	04:50:00	00:01:00.0	44.8	44.8	10.0	54.8	1061	303759.74
1062	2013/07/16	04:51:00	00:01:00.0	45.0	45.0	10.0	55.0	1062	314154.971
1063	2013/07/16	04:52:00	00:01:00.0	44.9	44.9	10.0	54.9	1063	310898.4528
1064	2013/07/16	04:53:00	00:01:00.0	47.4	47.4	10.0	57.4	1064	547118.4494
1065	2013/07/16	04:54:00	00:01:00.0	47.6	47.6	10.0	57.6	1065	575231.0234
1066	2013/07/16	04:55:00	00:01:00.0	49.6	49.6	10.0	59.6	1066	918620.0285
1067	2013/07/16	04:56:00	00:01:00.0	46.3	46.3	10.0	56.3	1067	429536.9852
1068	2013/07/16	04:57:00	00:01:00.0	46.7	46.7	10.0	56.7	1068	472464.3553
1069	2013/07/16	04:58:00	00:01:00.0	47.0	47.0	10.0	57.0	1069	503120.4635
1070	2013/07/16	04:59:00	00:01:00.0	48.6	48.6	10.0	58.6	1070	719306.1232
1071	2013/07/16	05:00:00	00:01:00.0	48.1	48.1	10.0	58.1	1071	649012.1207
1072	2013/07/16	05:01:00	00:01:00.0	47.6	47.6	10.0	57.6	1072	572485.9284
1073	2013/07/16	05:02:00	00:01:00.0	47.5	47.5	10.0	57.5	1073	558855.5597
1074	2013/07/16	05:03:00	00:01:00.0	48.6	48.6	10.0	58.6	1074	727993.8082
1075	2013/07/16	05:04:00	00:01:00.0	49.1	49.1	10.0	59.1	1075	809035.1239
1076	2013/07/16	05:05:00	00:01:00.0	46.6	46.6	10.0	56.6	1076	454497.7507
1077	2013/07/16	05:06:00	00:01:00.0	47.0	47.0	10.0	57.0	1077	498967.7005
1078	2013/07/16	05:07:00	00:01:00.0	46.9	46.9	10.0	56.9	1078	490450.572
1079	2013/07/16	05:08:00	00:01:00.0	53.9	53.9	10.0	63.9	1079	2453412.128
1080	2013/07/16	05:09:00	00:01:00.0	48.0	48.0	10.0	58.0	1080	628670.3876

Location 4 - Gallaher Recreation Area

Record #	Date	Time	Duration	LAeq	Base Leq	Penalty	Base+Penalty	count	10^{^(leq/10)}
1081	2013/07/16	05:10:00	00:01:00.0	47.9	47.9	10.0	57.9	1081	621508.5579
1082	2013/07/16	05:11:00	00:01:00.0	46.8	46.8	10.0	56.8	1082	473797.5427
1083	2013/07/16	05:12:00	00:01:00.0	47.9	47.9	10.0	57.9	1083	617478.1108
1084	2013/07/16	05:13:00	00:01:00.0	46.9	46.9	10.0	56.9	1084	485233.5838
1085	2013/07/16	05:14:00	00:01:00.0	48.7	48.7	10.0	58.7	1085	746991.76
1086	2013/07/16	05:15:00	00:01:00.0	46.1	46.1	10.0	56.1	1086	403937.0649
1087	2013/07/16	05:16:00	00:01:00.0	47.8	47.8	10.0	57.8	1087	607183.8844
1088	2013/07/16	05:17:00	00:01:00.0	48.1	48.1	10.0	58.1	1088	639094.7675
1089	2013/07/16	05:18:00	00:01:00.0	47.0	47.0	10.0	57.0	1089	506393.3471
1090	2013/07/16	05:19:00	00:01:00.0	47.7	47.7	10.0	57.7	1090	592149.2491
1091	2013/07/16	05:20:00	00:01:00.0	49.1	49.1	10.0	59.1	1091	813751.7646
1092	2013/07/16	05:21:00	00:01:00.0	48.5	48.5	10.0	58.5	1092	714746.3011
1093	2013/07/16	05:22:00	00:01:00.0	48.8	48.8	10.0	58.8	1093	762727.8663
1094	2013/07/16	05:23:00	00:01:00.0	46.8	46.8	10.0	56.8	1094	478738.0665
1095	2013/07/16	05:24:00	00:01:00.0	48.5	48.5	10.0	58.5	1095	703441.2947
1096	2013/07/16	05:25:00	00:01:00.0	49.3	49.3	10.0	59.3	1096	854658.9234
1097	2013/07/16	05:26:00	00:01:00.0	51.1	51.1	10.0	61.1	1097	1283295.647
1098	2013/07/16	05:27:00	00:01:00.0	54.1	54.1	10.0	64.1	1098	2551374.082
1099	2013/07/16	05:28:00	00:01:00.0	50.6	50.6	10.0	60.6	1099	1158748.694
1100	2013/07/16	05:29:00	00:01:00.0	52.9	52.9	10.0	62.9	1100	1964800.942
1101	2013/07/16	05:30:00	00:01:00.0	49.0	49.0	10.0	59.0	1101	802607.5673
1102	2013/07/16	05:31:00	00:01:00.0	48.7	48.7	10.0	58.7	1102	736908.747
1103	2013/07/16	05:32:00	00:01:00.0	48.4	48.4	10.0	58.4	1103	689009.4429
1104	2013/07/16	05:33:00	00:01:00.0	47.3	47.3	10.0	57.3	1104	540954.0796
1105	2013/07/16	05:34:00	00:01:00.0	46.1	46.1	10.0	56.1	1105	407508.2576
1106	2013/07/16	05:35:00	00:01:00.0	46.8	46.8	10.0	56.8	1106	480864.2341
1107	2013/07/16	05:36:00	00:01:00.0	47.4	47.4	10.0	57.4	1107	545545.8841
1108	2013/07/16	05:37:00	00:01:00.0	47.9	47.9	10.0	57.9	1108	621546.227
1109	2013/07/16	05:38:00	00:01:00.0	47.6	47.6	10.0	57.6	1109	574884.012
1110	2013/07/16	05:39:00	00:01:00.0	47.9	47.9	10.0	57.9	1110	610955.5267
1111	2013/07/16	05:40:00	00:01:00.0	49.9	49.9	10.0	59.9	1111	977022.9947
1112	2013/07/16	05:41:00	00:01:00.0	50.8	50.8	10.0	60.8	1112	1207456.279
1113	2013/07/16	05:42:00	00:01:00.0	47.5	47.5	10.0	57.5	1113	556506.2511
1114	2013/07/16	05:43:00	00:01:00.0	48.6	48.6	10.0	58.6	1114	729062.4656
1115	2013/07/16	05:44:00	00:01:00.0	48.0	48.0	10.0	58.0	1115	631593.3457
1116	2013/07/16	05:45:00	00:01:00.0	46.9	46.9	10.0	56.9	1116	493777.2042
1117	2013/07/16	05:46:00	00:01:00.0	46.8	46.8	10.0	56.8	1117	480694.8916
1118	2013/07/16	05:47:00	00:01:00.0	48.2	48.2	10.0	58.2	1118	661452.4924
1119	2013/07/16	05:48:00	00:01:00.0	47.1	47.1	10.0	57.1	1119	513425.0641
1120	2013/07/16	05:49:00	00:01:00.0	47.6	47.6	10.0	57.6	1120	577670.5421
1121	2013/07/16	05:50:00	00:01:00.0	47.4	47.4	10.0	57.4	1121	549844.2852
1122	2013/07/16	05:51:00	00:01:00.0	49.2	49.2	10.0	59.2	1122	833742.5225
1123	2013/07/16	05:52:00	00:01:00.0	48.8	48.8	10.0	58.8	1123	750964.0125
1124	2013/07/16	05:53:00	00:01:00.0	49.6	49.6	10.0	59.6	1124	907374.479
1125	2013/07/16	05:54:00	00:01:00.0	49.7	49.7	10.0	59.7	1125	926006.747

Location 4 - Gallaher Recreation Area

Record #	Date	Time	Duration	LAeq	Base Leq	Penalty	Base+Penalty	count	10^{^(leq/10)}
1126	2013/07/16	05:55:00	00:01:00.0	48.4	48.4	10.0	58.4	1126	694913.5354
1127	2013/07/16	05:56:00	00:01:00.0	48.5	48.5	10.0	58.5	1127	708246.8169
1128	2013/07/16	05:57:00	00:01:00.0	51.7	51.7	10.0	61.7	1128	1494797.252
1129	2013/07/16	05:58:00	00:01:00.0	52.2	52.2	10.0	62.2	1129	1666937.246
1130	2013/07/16	05:59:00	00:01:00.0	49.8	49.8	10.0	59.8	1130	965596.6739
1131	2013/07/16	06:00:00	00:01:00.0	48.9	48.9	10.0	58.9	1131	778479.4937
1132	2013/07/16	06:01:00	00:01:00.0	48.0	48.0	10.0	58.0	1132	626149.6781
1133	2013/07/16	06:02:00	00:01:00.0	49.7	49.7	10.0	59.7	1133	935512.2948
1134	2013/07/16	06:03:00	00:01:00.0	50.4	50.4	10.0	60.4	1134	1092678.969
1135	2013/07/16	06:04:00	00:01:00.0	48.7	48.7	10.0	58.7	1135	747301.5187
1136	2013/07/16	06:05:00	00:01:00.0	47.9	47.9	10.0	57.9	1136	615762.8053
1137	2013/07/16	06:06:00	00:01:00.0	49.0	49.0	10.0	59.0	1137	796055.5502
1138	2013/07/16	06:07:00	00:01:00.0	49.2	49.2	10.0	59.2	1138	832536.5132
1139	2013/07/16	06:08:00	00:01:00.0	50.0	50.0	10.0	60.0	1139	1003342.488
1140	2013/07/16	06:09:00	00:01:00.0	51.2	51.2	10.0	61.2	1140	1330720.237
1141	2013/07/16	06:10:00	00:01:00.0	46.7	46.7	10.0	56.7	1141	468483.5556
1142	2013/07/16	06:11:00	00:01:00.0	48.2	48.2	10.0	58.2	1142	664669.7226
1143	2013/07/16	06:12:00	00:01:00.0	49.4	49.4	10.0	59.4	1143	874941.1368
1144	2013/07/16	06:13:00	00:01:00.0	51.4	51.4	10.0	61.4	1144	1373487.245
1145	2013/07/16	06:14:00	00:01:00.0	50.7	50.7	10.0	60.7	1145	1163033.418
1146	2013/07/16	06:15:00	00:01:00.0	51.3	51.3	10.0	61.3	1146	1354704.93
1147	2013/07/16	06:16:00	00:01:00.0	52.3	52.3	10.0	62.3	1147	1683621.078
1148	2013/07/16	06:17:00	00:01:00.0	52.5	52.5	10.0	62.5	1148	1793191.339
1149	2013/07/16	06:18:00	00:01:00.0	52.8	52.8	10.0	62.8	1149	1886584.864
1150	2013/07/16	06:19:00	00:01:00.0	51.5	51.5	10.0	61.5	1150	1422101.028
1151	2013/07/16	06:20:00	00:01:00.0	51.6	51.6	10.0	61.6	1151	1434996.411
1152	2013/07/16	06:21:00	00:01:00.0	53.0	53.0	10.0	63.0	1152	2006718.339
1153	2013/07/16	06:22:00	00:01:00.0	53.0	53.0	10.0	63.0	1153	2014191.689
1154	2013/07/16	06:23:00	00:01:00.0	54.0	54.0	10.0	64.0	1154	2520012.321
1155	2013/07/16	06:24:00	00:01:00.0	52.5	52.5	10.0	62.5	1155	1783587.117
1156	2013/07/16	06:25:00	00:01:00.0	54.1	54.1	10.0	64.1	1156	2576894.11
1157	2013/07/16	06:26:00	00:01:00.0	54.4	54.4	10.0	64.4	1157	2759496.511
1158	2013/07/16	06:27:00	00:01:00.0	50.9	50.9	10.0	60.9	1158	1217678.844
1159	2013/07/16	06:28:00	00:01:00.0	50.1	50.1	10.0	60.1	1159	1014174.463
1160	2013/07/16	06:29:00	00:01:00.0	52.0	52.0	10.0	62.0	1160	1583300.02
1161	2013/07/16	06:30:00	00:01:00.0	50.7	50.7	10.0	60.7	1161	1182232.215
1162	2013/07/16	06:31:00	00:01:00.0	48.4	48.4	10.0	58.4	1162	687754.7907
1163	2013/07/16	06:32:00	00:01:00.0	51.1	51.1	10.0	61.1	1163	1282698.368
1164	2013/07/16	06:33:00	00:01:00.0	50.4	50.4	10.0	60.4	1164	1100426.719
1165	2013/07/16	06:34:00	00:01:00.0	52.1	52.1	10.0	62.1	1165	1608303.008
1166	2013/07/16	06:35:00	00:01:00.0	49.9	49.9	10.0	59.9	1166	973537.2757
1167	2013/07/16	06:36:00	00:01:00.0	49.3	49.3	10.0	59.3	1167	852874.1147
1168	2013/07/16	06:37:00	00:01:00.0	47.6	47.6	10.0	57.6	1168	580054.6773
1169	2013/07/16	06:38:00	00:01:00.0	49.5	49.5	10.0	59.5	1169	882867.2069
1170	2013/07/16	06:39:00	00:01:00.0	49.0	49.0	10.0	59.0	1170	791784.9709

Location 4 - Gallaher Recreation Area

Record #	Date	Time	Duration	LAeq	Base Leq	Penalty	Base+Penalty	count	10^{^(leq/10)}
1171	2013/07/16	06:40:00	00:01:00.0	48.8	48.8	10.0	58.8	1171	762743.2754
1172	2013/07/16	06:41:00	00:01:00.0	49.0	49.0	10.0	59.0	1172	794141.9676
1173	2013/07/16	06:42:00	00:01:00.0	47.5	47.5	10.0	57.5	1173	558902.6862
1174	2013/07/16	06:43:00	00:01:00.0	48.6	48.6	10.0	58.6	1174	729326.3516
1175	2013/07/16	06:44:00	00:01:00.0	50.2	50.2	10.0	60.2	1175	1037414.469
1176	2013/07/16	06:45:00	00:01:00.0	51.1	51.1	10.0	61.1	1176	1300011.805
1177	2013/07/16	06:46:00	00:01:00.0	50.0	50.0	10.0	60.0	1177	1002097.1
1178	2013/07/16	06:47:00	00:01:00.0	51.1	51.1	10.0	61.1	1178	1275262.515
1179	2013/07/16	06:48:00	00:01:00.0	51.1	51.1	10.0	61.1	1179	1278699.27
1180	2013/07/16	06:49:00	00:01:00.0	49.3	49.3	10.0	59.3	1180	849282.8474
1181	2013/07/16	06:50:00	00:01:00.0	49.7	49.7	10.0	59.7	1181	939930.4151
1182	2013/07/16	06:51:00	00:01:00.0	48.9	48.9	10.0	58.9	1182	769073.1263
1183	2013/07/16	06:52:00	00:01:00.0	48.5	48.5	10.0	58.5	1183	700927.9375
1184	2013/07/16	06:53:00	00:01:00.0	48.9	48.9	10.0	58.9	1184	770594.5675
1185	2013/07/16	06:54:00	00:01:00.0	49.5	49.5	10.0	59.5	1185	884645.6226
1186	2013/07/16	06:55:00	00:01:00.0	48.1	48.1	10.0	58.1	1186	643016.6204
1187	2013/07/16	06:56:00	00:01:00.0	48.9	48.9	10.0	58.9	1187	770958.1294
1188	2013/07/16	06:57:00	00:01:00.0	47.6	47.6	10.0	57.6	1188	568906.2972
1189	2013/07/16	06:58:00	00:01:00.0	50.8	50.8	10.0	60.8	1189	1193479.69
1190	2013/07/16	06:59:00	00:01:00.0	50.9	50.9	10.0	60.9	1190	1217833.941
1191	2013/07/16	07:00:00	00:01:00.0	49.7	49.7	0.0	49.7	1191	92467.62117
1192	2013/07/16	07:01:00	00:01:00.0	50.0	50.0	0.0	50.0	1192	100278.8302
1193	2013/07/16	07:02:00	00:01:00.0	48.7	48.7	0.0	48.7	1193	74532.24584
1194	2013/07/16	07:03:00	00:01:00.0	48.8	48.8	0.0	48.8	1194	76129.88535
1195	2013/07/16	07:04:00	00:01:00.0	48.3	48.3	0.0	48.3	1195	68389.87919
1196	2013/07/16	07:05:00	00:01:00.0	48.1	48.1	0.0	48.1	1196	64871.5182
1197	2013/07/16	07:06:00	00:01:00.0	48.5	48.5	0.0	48.5	1197	70243.36382
1198	2013/07/16	07:07:00	00:01:00.0	48.8	48.8	0.0	48.8	1198	76096.59141
1199	2013/07/16	07:08:00	00:01:00.0	49.3	49.3	0.0	49.3	1199	84168.6379
1200	2013/07/16	07:09:00	00:01:00.0	50.4	50.4	0.0	50.4	1200	110048.0849
1201	2013/07/16	07:10:00	00:01:00.0	50.1	50.1	0.0	50.1	1201	101390.3691
1202	2013/07/16	07:11:00	00:01:00.0	47.7	47.7	0.0	47.7	1202	58213.76804
1203	2013/07/16	07:12:00	00:01:00.0	48.0	48.0	0.0	48.0	1203	63370.8892
1204	2013/07/16	07:13:00	00:01:00.0	50.9	50.9	0.0	50.9	1204	123939.0928
1205	2013/07/16	07:14:00	00:01:00.0	50.2	50.2	0.0	50.2	1205	103709.1033
1206	2013/07/16	07:15:00	00:01:00.0	48.3	48.3	0.0	48.3	1206	67764.05315
1207	2013/07/16	07:16:00	00:01:00.0	50.3	50.3	0.0	50.3	1207	105999.8317
1208	2013/07/16	07:17:00	00:01:00.0	48.1	48.1	0.0	48.1	1208	64289.29401
1209	2013/07/16	07:18:00	00:01:00.0	49.6	49.6	0.0	49.6	1209	90487.77084
1210	2013/07/16	07:19:00	00:01:00.0	48.3	48.3	0.0	48.3	1210	68305.65095
1211	2013/07/16	07:20:00	00:01:00.0	48.4	48.4	0.0	48.4	1211	69046.40682
1212	2013/07/16	07:21:00	00:01:00.0	53.0	53.0	0.0	53.0	1212	200585.8358
1213	2013/07/16	07:22:00	00:01:00.0	48.8	48.8	0.0	48.8	1213	75317.83224
1214	2013/07/16	07:23:00	00:01:00.0	49.2	49.2	0.0	49.2	1214	83600.99692
1215	2013/07/16	07:24:00	00:01:00.0	48.5	48.5	0.0	48.5	1215	70701.36448

Location 4 - Gallaher Recreation Area

Record #	Date	Time	Duration	LAeq	Base Leq	Penalty	Base+Penalty	count	10^{^(leq/10)}
1216	2013/07/16	07:25:00	00:01:00.0	46.2	46.2	0.0	46.2	1216	41644.63858
1217	2013/07/16	07:26:00	00:01:00.0	49.2	49.2	0.0	49.2	1217	83221.62776
1218	2013/07/16	07:27:00	00:01:00.0	50.5	50.5	0.0	50.5	1218	111374.1007
1219	2013/07/16	07:28:00	00:01:00.0	47.2	47.2	0.0	47.2	1219	52308.54218
1220	2013/07/16	07:29:00	00:01:00.0	47.7	47.7	0.0	47.7	1220	58302.80753
1221	2013/07/16	07:30:00	00:01:00.0	48.1	48.1	0.0	48.1	1221	64671.14133
1222	2013/07/16	07:31:00	00:01:00.0	56.7	56.7	0.0	56.7	1222	465346.1314
1223	2013/07/16	07:32:00	00:01:00.0	50.8	50.8	0.0	50.8	1223	120935.7289
1224	2013/07/16	07:33:00	00:01:00.0	52.7	52.7	0.0	52.7	1224	184699.0301
1225	2013/07/16	07:34:00	00:01:00.0	50.4	50.4	0.0	50.4	1225	109545.3349
1226	2013/07/16	07:35:00	00:01:00.0	52.5	52.5	0.0	52.5	1226	176709.8124
1227	2013/07/16	07:36:00	00:01:00.0	53.0	53.0	0.0	53.0	1227	201647.1706
1228	2013/07/16	07:37:00	00:01:00.0	47.4	47.4	0.0	47.4	1228	55275.3122
1229	2013/07/16	07:38:00	00:01:00.0	47.7	47.7	0.0	47.7	1229	59015.27453
1230	2013/07/16	07:39:00	00:01:00.0	49.4	49.4	0.0	49.4	1230	87982.63664
1231	2013/07/16	07:40:00	00:01:00.0	48.4	48.4	0.0	48.4	1231	68495.9874
1232	2013/07/16	07:41:00	00:01:00.0	48.8	48.8	0.0	48.8	1232	75765.51649
1233	2013/07/16	07:42:00	00:01:00.0	49.7	49.7	0.0	49.7	1233	94184.94225
1234	2013/07/16	07:43:00	00:01:00.0	50.6	50.6	0.0	50.6	1234	115450.0038
1235	2013/07/16	07:44:00	00:01:00.0	49.9	49.9	0.0	49.9	1235	96908.29025
1236	2013/07/16	07:45:00	00:01:00.0	47.5	47.5	0.0	47.5	1236	56582.4976
1237	2013/07/16	07:46:00	00:01:00.0	47.9	47.9	0.0	47.9	1237	61915.35978
1238	2013/07/16	07:47:00	00:01:00.0	48.3	48.3	0.0	48.3	1238	67373.82605
1239	2013/07/16	07:48:00	00:01:00.0	48.5	48.5	0.0	48.5	1239	71256.17313
1240	2013/07/16	07:49:00	00:01:00.0	49.1	49.1	0.0	49.1	1240	81412.99671
1241	2013/07/16	07:50:00	00:01:00.0	46.4	46.4	0.0	46.4	1241	43450.80411
1242	2013/07/16	07:51:00	00:01:00.0	47.7	47.7	0.0	47.7	1242	58353.32368
1243	2013/07/16	07:52:00	00:01:00.0	47.9	47.9	0.0	47.9	1243	62172.75073
1244	2013/07/16	07:53:00	00:01:00.0	48.6	48.6	0.0	48.6	1244	71966.3187
1245	2013/07/16	07:54:00	00:01:00.0	50.1	50.1	0.0	50.1	1245	101367.2167
1246	2013/07/16	07:55:00	00:01:00.0	47.2	47.2	0.0	47.2	1246	52694.99078
1247	2013/07/16	07:56:00	00:01:00.0	47.9	47.9	0.0	47.9	1247	61361.82311
1248	2013/07/16	07:57:00	00:01:00.0	47.7	47.7	0.0	47.7	1248	59054.21699
1249	2013/07/16	07:58:00	00:01:00.0	47.6	47.6	0.0	47.6	1249	57956.98355
1250	2013/07/16	07:59:00	00:01:00.0	48.7	48.7	0.0	48.7	1250	74792.14217
1251	2013/07/16	08:00:00	00:01:00.0	46.6	46.6	0.0	46.6	1251	45453.00883
1252	2013/07/16	08:01:00	00:01:00.0	49.3	49.3	0.0	49.3	1252	84253.92343
1253	2013/07/16	08:02:00	00:01:00.0	48.6	48.6	0.0	48.6	1253	72431.16338
1254	2013/07/16	08:03:00	00:01:00.0	50.4	50.4	0.0	50.4	1254	108527.3617
1255	2013/07/16	08:04:00	00:01:00.0	50.2	50.2	0.0	50.2	1255	104134.84
1256	2013/07/16	08:05:00	00:01:00.0	51.1	51.1	0.0	51.1	1256	128861.1248
1257	2013/07/16	08:06:00	00:01:00.0	50.1	50.1	0.0	50.1	1257	102205.2107
1258	2013/07/16	08:07:00	00:01:00.0	49.1	49.1	0.0	49.1	1258	80598.02254
1259	2013/07/16	08:08:00	00:01:00.0	48.3	48.3	0.0	48.3	1259	67392.41079
1260	2013/07/16	08:09:00	00:01:00.0	47.5	47.5	0.0	47.5	1260	56504.96879

Location 4 - Gallaher Recreation Area

Record #	Date	Time	Duration	LAeq	Base Leq	Penalty	Base+Penalty	count	10^{^(leq/10)}
1261	2013/07/16	08:10:00	00:01:00.0	47.6	47.6	0.0	47.6	1261	57246.22948
1262	2013/07/16	08:11:00	00:01:00.0	47.1	47.1	0.0	47.1	1262	51194.25976
1263	2013/07/16	08:12:00	00:01:00.0	47.0	47.0	0.0	47.0	1263	50210.46229
1264	2013/07/16	08:13:00	00:01:00.0	46.3	46.3	0.0	46.3	1264	42422.80051
1265	2013/07/16	08:14:00	00:01:00.0	46.9	46.9	0.0	46.9	1265	48451.72229
1266	2013/07/16	08:15:00	00:01:00.0	48.1	48.1	0.0	48.1	1266	64198.38588
1267	2013/07/16	08:16:00	00:01:00.0	48.0	48.0	0.0	48.0	1267	63343.45334
1268	2013/07/16	08:17:00	00:01:00.0	45.5	45.5	0.0	45.5	1268	35260.75157
1269	2013/07/16	08:18:00	00:01:00.0	45.5	45.5	0.0	45.5	1269	35334.54171
1270	2013/07/16	08:19:00	00:01:00.0	45.5	45.5	0.0	45.5	1270	35598.40269
1271	2013/07/16	08:20:00	00:01:00.0	45.2	45.2	0.0	45.2	1271	32968.12541
1272	2013/07/16	08:21:00	00:01:00.0	45.1	45.1	0.0	45.1	1272	32415.45379
1273	2013/07/16	08:22:00	00:01:00.0	49.1	49.1	0.0	49.1	1273	82131.39532
1274	2013/07/16	08:23:00	00:01:00.0	46.8	46.8	0.0	46.8	1274	47503.93475
1275	2013/07/16	08:24:00	00:01:00.0	45.4	45.4	0.0	45.4	1275	34659.32487
1276	2013/07/16	08:25:00	00:01:00.0	48.1	48.1	0.0	48.1	1276	64825.72167
1277	2013/07/16	08:26:00	00:01:00.0	49.2	49.2	0.0	49.2	1277	83015.37883
1278	2013/07/16	08:27:00	00:01:00.0	47.4	47.4	0.0	47.4	1278	54835.34657
1279	2013/07/16	08:28:00	00:01:00.0	47.4	47.4	0.0	47.4	1279	55072.49516
1280	2013/07/16	08:29:00	00:01:00.0	47.3	47.3	0.0	47.3	1280	53413.89721
1281	2013/07/16	08:30:00	00:01:00.0	46.2	46.2	0.0	46.2	1281	41631.7281
1282	2013/07/16	08:31:00	00:01:00.0	46.4	46.4	0.0	46.4	1282	44140.45517
1283	2013/07/16	08:32:00	00:01:00.0	48.4	48.4	0.0	48.4	1283	68865.00462
1284	2013/07/16	08:33:00	00:01:00.0	48.8	48.8	0.0	48.8	1284	76538.28168
1285	2013/07/16	08:34:00	00:01:00.0	45.5	45.5	0.0	45.5	1285	35855.9185
1286	2013/07/16	08:35:00	00:01:00.0	48.4	48.4	0.0	48.4	1286	68933.08805
1287	2013/07/16	08:36:00	00:01:00.0	50.5	50.5	0.0	50.5	1287	112151.1999
1288	2013/07/16	08:37:00	00:01:00.0	46.3	46.3	0.0	46.3	1288	42260.45994
1289	2013/07/16	08:38:00	00:01:00.0	49.8	49.8	0.0	49.8	1289	94605.1469
1290	2013/07/16	08:39:00	00:01:00.0	45.5	45.5	0.0	45.5	1290	35212.37577
1291	2013/07/16	08:40:00	00:01:00.0	46.1	46.1	0.0	46.1	1291	40647.01198
1292	2013/07/16	08:41:00	00:01:00.0	52.3	52.3	0.0	52.3	1292	167942.1991
1293	2013/07/16	08:42:00	00:01:00.0	49.5	49.5	0.0	49.5	1293	89012.12266
1294	2013/07/16	08:43:00	00:01:00.0	44.1	44.1	0.0	44.1	1294	25547.53568
1295	2013/07/16	08:44:00	00:01:00.0	50.1	50.1	0.0	50.1	1295	101559.7204
1296	2013/07/16	08:45:00	00:01:00.0	48.0	48.0	0.0	48.0	1296	63445.74426
1297	2013/07/16	08:46:00	00:01:00.0	44.4	44.4	0.0	44.4	1297	27747.94466
1298	2013/07/16	08:47:00	00:01:00.0	45.1	45.1	0.0	45.1	1298	32723.93292
1299	2013/07/16	08:48:00	00:01:00.0	45.4	45.4	0.0	45.4	1299	34430.5689
1300	2013/07/16	08:49:00	00:01:00.0	47.6	47.6	0.0	47.6	1300	57353.02987
1301	2013/07/16	08:50:00	00:01:00.0	45.5	45.5	0.0	45.5	1301	35188.87729
1302	2013/07/16	08:51:00	00:01:00.0	44.2	44.2	0.0	44.2	1302	26164.01512
1303	2013/07/16	08:52:00	00:01:00.0	47.8	47.8	0.0	47.8	1303	59714.67668
1304	2013/07/16	08:53:00	00:01:00.0	43.5	43.5	0.0	43.5	1304	22170.38911
1305	2013/07/16	08:54:00	00:01:00.0	46.7	46.7	0.0	46.7	1305	46945.44664

Location 4 - Gallaher Recreation Area

Record #	Date	Time	Duration	LAeq	Base Leq	Penalty	Base+Penalty	count	10^{^(leq/10)}
1306	2013/07/16	08:55:00	00:01:00.0	45.0	45.0	0.0	45.0	1306	31460.39752
1307	2013/07/16	08:56:00	00:01:00.0	45.0	45.0	0.0	45.0	1307	31641.28109
1308	2013/07/16	08:57:00	00:01:00.0	42.8	42.8	0.0	42.8	1308	19075.36893
1309	2013/07/16	08:58:00	00:01:00.0	45.7	45.7	0.0	45.7	1309	36979.57227
1310	2013/07/16	08:59:00	00:01:00.0	48.9	48.9	0.0	48.9	1310	77323.07152
1311	2013/07/16	09:00:00	00:01:00.0	44.5	44.5	0.0	44.5	1311	28063.00874
1312	2013/07/16	09:01:00	00:01:00.0	44.5	44.5	0.0	44.5	1312	28494.48041
1313	2013/07/16	09:02:00	00:01:00.0	44.8	44.8	0.0	44.8	1313	29919.92777
1314	2013/07/16	09:03:00	00:01:00.0	45.8	45.8	0.0	45.8	1314	38154.12014
1315	2013/07/16	09:04:00	00:01:00.0	45.2	45.2	0.0	45.2	1315	33078.32097
1316	2013/07/16	09:05:00	00:01:00.0	43.8	43.8	0.0	43.8	1316	23797.1383
1317	2013/07/16	09:06:00	00:01:00.0	45.4	45.4	0.0	45.4	1317	34323.16363
1318	2013/07/16	09:07:00	00:01:00.0	46.3	46.3	0.0	46.3	1318	42712.98481
1319	2013/07/16	09:08:00	00:01:00.0	47.6	47.6	0.0	47.6	1319	58154.89259
1320	2013/07/16	09:09:00	00:01:00.0	46.2	46.2	0.0	46.2	1320	41339.8471
1321	2013/07/16	09:10:00	00:01:00.0	44.0	44.0	0.0	44.0	1321	24893.70587
1322	2013/07/16	09:11:00	00:01:00.0	43.9	43.9	0.0	43.9	1322	24416.61157
1323	2013/07/16	09:12:00	00:01:00.0	42.2	42.2	0.0	42.2	1323	16629.0538
1324	2013/07/16	09:13:00	00:01:00.0	41.9	41.9	0.0	41.9	1324	15409.38618
1325	2013/07/16	09:14:00	00:01:00.0	43.3	43.3	0.0	43.3	1325	21520.90672
1326	2013/07/16	09:15:00	00:01:00.0	45.3	45.3	0.0	45.3	1326	33921.12723
1327	2013/07/16	09:16:00	00:01:00.0	41.4	41.4	0.0	41.4	1327	13755.6024
1328	2013/07/16	09:17:00	00:01:00.0	45.3	45.3	0.0	45.3	1328	33943.74932
1329	2013/07/16	09:18:00	00:01:00.0	43.2	43.2	0.0	43.2	1329	20812.37342
1330	2013/07/16	09:19:00	00:01:00.0	43.5	43.5	0.0	43.5	1330	22148.00563
1331	2013/07/16	09:20:00	00:01:00.0	47.5	47.5	0.0	47.5	1331	55780.90029
1332	2013/07/16	09:21:00	00:01:00.0	44.4	44.4	0.0	44.4	1332	27372.91764
1333	2013/07/16	09:22:00	00:01:00.0	54.3	54.3	0.0	54.3	1333	269670.023
1334	2013/07/16	09:23:00	00:01:00.0	59.6	59.6	0.0	59.6	1334	916435.9705
1335	2013/07/16	09:24:00	00:01:00.0	46.7	46.7	0.0	46.7	1335	47284.04921
1336	2013/07/16	09:25:00	00:01:00.0	47.4	47.4	0.0	47.4	1336	54346.96844
1337	2013/07/16	09:26:00	00:01:00.0	52.7	52.7	0.0	52.7	1337	184672.4257
1338	2013/07/16	09:27:00	00:01:00.0	46.2	46.2	0.0	46.2	1338	41786.99173
1339	2013/07/16	09:28:00	00:01:00.0	47.1	47.1	0.0	47.1	1339	51867.71977
1340	2013/07/16	09:29:00	00:01:00.0	47.7	47.7	0.0	47.7	1340	59280.44475
1341	2013/07/16	09:30:00	00:01:00.0	46.5	46.5	0.0	46.5	1341	44792.35727
1342	2013/07/16	09:31:00	00:01:00.0	52.0	52.0	0.0	52.0	1342	156861.3048
1343	2013/07/16	09:32:00	00:01:00.0	52.5	52.5	0.0	52.5	1343	178109.9458
1344	2013/07/16	09:33:00	00:01:00.0	46.4	46.4	0.0	46.4	1344	43388.94337
1345	2013/07/16	09:34:00	00:01:00.0	44.2	44.2	0.0	44.2	1345	26544.01405
1346	2013/07/16	09:35:00	00:01:00.0	45.1	45.1	0.0	45.1	1346	32235.52384
1347	2013/07/16	09:36:00	00:01:00.0	48.0	48.0	0.0	48.0	1347	62979.67852
1348	2013/07/16	09:37:00	00:01:00.0	47.0	47.0	0.0	47.0	1348	49992.23021
1349	2013/07/16	09:38:00	00:01:00.0	47.1	47.1	0.0	47.1	1349	50853.91427
1350	2013/07/16	09:39:00	00:01:00.0	47.0	47.0	0.0	47.0	1350	50604.34112

Location 4 - Gallaher Recreation Area

Record #	Date	Time	Duration	LAeq	Base Leq	Penalty	Base+Penalty	count	10^{^(leq/10)}
1351	2013/07/16	09:40:00	00:01:00.0	47.9	47.9	0.0	47.9	1351	62175.53592
1352	2013/07/16	09:41:00	00:01:00.0	47.2	47.2	0.0	47.2	1352	52644.60996
1353	2013/07/16	09:42:00	00:01:00.0	44.8	44.8	0.0	44.8	1353	30348.95793
1354	2013/07/16	09:43:00	00:01:00.0	44.6	44.6	0.0	44.6	1354	29157.26988
1355	2013/07/16	09:44:00	00:01:00.0	43.5	43.5	0.0	43.5	1355	22345.83691
1356	2013/07/16	09:45:00	00:01:00.0	45.2	45.2	0.0	45.2	1356	33153.04726
1357	2013/07/16	09:46:00	00:01:00.0	43.9	43.9	0.0	43.9	1357	24357.4047
1358	2013/07/16	09:47:00	00:01:00.0	43.5	43.5	0.0	43.5	1358	22241.97301
1359	2013/07/16	09:48:00	00:01:00.0	44.7	44.7	0.0	44.7	1359	29343.43733
1360	2013/07/16	09:49:00	00:01:00.0	45.8	45.8	0.0	45.8	1360	38331.11097
1361	2013/07/16	09:50:00	00:01:00.0	45.5	45.5	0.0	45.5	1361	35299.51867
1362	2013/07/16	09:51:00	00:01:00.0	46.5	46.5	0.0	46.5	1362	44358.07146
1363	2013/07/16	09:52:00	00:01:00.0	48.0	48.0	0.0	48.0	1363	62706.55287
1364	2013/07/16	09:53:00	00:01:00.0	56.6	56.6	0.0	56.6	1364	460314.9059
1365	2013/07/16	09:54:00	00:01:00.0	50.7	50.7	0.0	50.7	1365	117768.7443
1366	2013/07/16	09:55:00	00:01:00.0	43.8	43.8	0.0	43.8	1366	23988.83067
1367	2013/07/16	09:56:00	00:01:00.0	43.6	43.6	0.0	43.6	1367	22804.87252
1368	2013/07/16	09:57:00	00:01:00.0	42.8	42.8	0.0	42.8	1368	18935.39297
1369	2013/07/16	09:58:00	00:01:00.0	43.2	43.2	0.0	43.2	1369	20867.39839
1370	2013/07/16	09:59:00	00:01:00.0	50.9	50.9	0.0	50.9	1370	121826.2968
1371	2013/07/16	10:00:00	00:01:00.0	45.0	45.0	0.0	45.0	1371	31481.71037
1372	2013/07/16	10:01:00	00:01:00.0	43.8	43.8	0.0	43.8	1372	23804.22534
1373	2013/07/16	10:02:00	00:01:00.0	42.1	42.1	0.0	42.1	1373	16343.63934
1374	2013/07/16	10:03:00	00:01:00.0	43.8	43.8	0.0	43.8	1374	23911.37263
1375	2013/07/16	10:04:00	00:01:00.0	42.9	42.9	0.0	42.9	1375	19418.73691
1376	2013/07/16	10:05:00	00:01:00.0	43.2	43.2	0.0	43.2	1376	21053.38414
1377	2013/07/16	10:06:00	00:01:00.0	45.4	45.4	0.0	45.4	1377	34818.11596
1378	2013/07/16	10:07:00	00:01:00.0	43.8	43.8	0.0	43.8	1378	24265.98585
1379	2013/07/16	10:08:00	00:01:00.0	43.6	43.6	0.0	43.6	1379	22807.91744
1380	2013/07/16	10:09:00	00:01:00.0	43.7	43.7	0.0	43.7	1380	23321.0791
1381	2013/07/16	10:10:00	00:01:00.0	43.3	43.3	0.0	43.3	1381	21437.12094
1382	2013/07/16	10:11:00	00:01:00.0	42.6	42.6	0.0	42.6	1382	18131.96937
1383	2013/07/16	10:12:00	00:01:00.0	43.9	43.9	0.0	43.9	1383	24584.25452
1384	2013/07/16	10:13:00	00:01:00.0	47.6	47.6	0.0	47.6	1384	57599.09362
1385	2013/07/16	10:14:00	00:01:00.0	44.7	44.7	0.0	44.7	1385	29511.37163
1386	2013/07/16	10:15:00	00:01:00.0	46.4	46.4	0.0	46.4	1386	43173.38898
1387	2013/07/16	10:16:00	00:01:00.0	45.4	45.4	0.0	45.4	1387	34551.81299
1388	2013/07/16	10:17:00	00:01:00.0	43.7	43.7	0.0	43.7	1388	23363.37684
1389	2013/07/16	10:18:00	00:01:00.0	51.5	51.5	0.0	51.5	1389	142712.3869
1390	2013/07/16	10:19:00	00:01:00.0	44.0	44.0	0.0	44.0	1390	25248.37926
1391	2013/07/16	10:20:00	00:01:00.0	44.1	44.1	0.0	44.1	1391	25762.26477
1392	2013/07/16	10:21:00	00:01:00.0	43.2	43.2	0.0	43.2	1392	20888.28582
1393	2013/07/16	10:22:00	00:01:00.0	43.9	43.9	0.0	43.9	1393	24561.89332
1394	2013/07/16	10:23:00	00:01:00.0	43.3	43.3	0.0	43.3	1394	21441.94187
1395	2013/07/16	10:24:00	00:01:00.0	45.5	45.5	0.0	45.5	1395	35798.6755

Location 4 - Gallaher Recreation Area

Record #	Date	Time	Duration	LAeq	Base Leq	Penalty	Base+Penalty	count	10^{^(leq/10)}
1396	2013/07/16	10:25:00	00:01:00.0	46.4	46.4	0.0	46.4	1396	43379.98812
1397	2013/07/16	10:26:00	00:01:00.0	46.6	46.6	0.0	46.6	1397	45599.72775
1398	2013/07/16	10:27:00	00:01:00.0	46.6	46.6	0.0	46.6	1398	45594.76142
1399	2013/07/16	10:28:00	00:01:00.0	47.0	47.0	0.0	47.0	1399	50389.53107
1400	2013/07/16	10:29:00	00:01:00.0	49.1	49.1	0.0	49.1	1400	82194.68776
1401	2013/07/16	10:30:00	00:01:00.0	50.6	50.6	0.0	50.6	1401	114962.8591
1402	2013/07/16	10:31:00	00:01:00.0	46.9	46.9	0.0	46.9	1402	48782.07495
1403	2013/07/16	10:32:00	00:01:00.0	49.7	49.7	0.0	49.7	1403	94379.97045
1404	2013/07/16	10:33:00	00:01:00.0	44.8	44.8	0.0	44.8	1404	29955.24353
1405	2013/07/16	10:34:00	00:01:00.0	43.3	43.3	0.0	43.3	1405	21344.06027
1406	2013/07/16	10:35:00	00:01:00.0	44.4	44.4	0.0	44.4	1406	27752.47838
1407	2013/07/16	10:36:00	00:01:00.0	43.4	43.4	0.0	43.4	1407	21891.02198
1408	2013/07/16	10:37:00	00:01:00.0	43.0	43.0	0.0	43.0	1408	20003.91664
1409	2013/07/16	10:38:00	00:01:00.0	43.8	43.8	0.0	43.8	1409	23903.93874
1410	2013/07/16	10:39:00	00:01:00.0	44.7	44.7	0.0	44.7	1410	29451.00973
1411	2013/07/16	10:40:00	00:01:00.0	49.9	49.9	0.0	49.9	1411	97048.24501
1412	2013/07/16	10:41:00	00:01:00.0	48.0	48.0	0.0	48.0	1412	63528.61106
1413	2013/07/16	10:42:00	00:01:00.0	47.3	47.3	0.0	47.3	1413	54170.67747
1414	2013/07/16	10:43:00	00:01:00.0	46.6	46.6	0.0	46.6	1414	45558.49154
1415	2013/07/16	10:44:00	00:01:00.0	45.3	45.3	0.0	45.3	1415	34052.03104
1416	2013/07/16	10:45:00	00:01:00.0	45.3	45.3	0.0	45.3	1416	34075.18938
1417	2013/07/16	10:46:00	00:01:00.0	43.4	43.4	0.0	43.4	1417	21694.16816
1418	2013/07/16	10:47:00	00:01:00.0	44.4	44.4	0.0	44.4	1418	27358.90389
1419	2013/07/16	10:48:00	00:01:00.0	46.4	46.4	0.0	46.4	1419	43710.87732
1420	2013/07/16	10:49:00	00:01:00.0	43.8	43.8	0.0	43.8	1420	23779.92078
1421	2013/07/16	10:50:00	00:01:00.0	51.6	51.6	0.0	51.6	1421	144284.6477
1422	2013/07/16	10:51:00	00:01:00.0	43.0	43.0	0.0	43.0	1422	20088.75199
1423	2013/07/16	10:52:00	00:01:00.0	44.0	44.0	0.0	44.0	1423	25148.2481
1424	2013/07/16	10:53:00	00:01:00.0	46.6	46.6	0.0	46.6	1424	45845.23193
1425	2013/07/16	10:54:00	00:01:00.0	42.7	42.7	0.0	42.7	1425	18808.59957
1426	2013/07/16	10:55:00	00:01:00.0	41.9	41.9	0.0	41.9	1426	15501.79551
1427	2013/07/16	10:56:00	00:01:00.0	43.4	43.4	0.0	43.4	1427	21849.29784
1428	2013/07/16	10:57:00	00:01:00.0	44.0	44.0	0.0	44.0	1428	25021.59834
1429	2013/07/16	10:58:00	00:01:00.0	47.2	47.2	0.0	47.2	1429	52834.81937
1430	2013/07/16	10:59:00	00:01:00.0	45.9	45.9	0.0	45.9	1430	38924.72932
1431	2013/07/16	11:00:00	00:01:00.0	44.7	44.7	0.0	44.7	1431	29481.16229
1432	2013/07/16	11:01:00	00:01:00.0	43.0	43.0	0.0	43.0	1432	20133.37347
1433	2013/07/16	11:02:00	00:01:00.0	44.0	44.0	0.0	44.0	1433	25106.71023
1434	2013/07/16	11:03:00	00:01:00.0	44.3	44.3	0.0	44.3	1434	26874.75778
1435	2013/07/16	11:04:00	00:01:00.0	45.2	45.2	0.0	45.2	1435	33183.52133
1436	2013/07/16	11:05:00	00:01:00.0	45.6	45.6	0.0	45.6	1436	36109.49242
1437	2013/07/16	11:06:00	00:01:00.0	48.5	48.5	0.0	48.5	1437	70202.22236
1438	2013/07/16	11:07:00	00:01:00.0	43.6	43.6	0.0	43.6	1438	22766.56533
1439	2013/07/16	11:08:00	00:01:00.0	45.1	45.1	0.0	45.1	1439	32549.12299
1440	2013/07/16	11:09:00	00:01:00.0	51.3	51.3	0.0	51.3	1440	133459.831

Location 4 - Gallaher Recreation Area

Record #	Date	Time	Duration	LAeq	Base Leq	Penalty	Base+Penalty	count	$10^{(leq/10)}$
									415360081.4
									1440
									288444.501
									5.460062264
								L_{dn}	54.60062264

Reading #5

General Information				
Serial Number				02668
Model				831
Firmware Version				2.202
Filename				831_Data.005
User			M Johnston, R Eckenrode	
Job Description			TVA Noise Assessment	
Location			Smith Hill Lane	
Measurement Description				
Start Time		Monday, 2013	July 15 11:35:00	
Stop Time		Tuesday, 2013	July 16 11:35:00	
Duration			1 Day 00:00:00.0	
Run Time			1 Day 00:00:00.0	
Pause			00:00:00.0	
Pre Calibration		Saturday, 2013	July 13 22:19:00	
Post Calibration			None	
Calibration Deviation			---	

Note

Overall Data				
LAeq			50.9	dB
LASmax	2013 Jul 15 20:02:27		79.0	dB
LZpeak (max)	2013 Jul 15 11:35:10		106.9	dB
LASmin	2013 Jul 15 13:59:00		32.6	dB
LCeq			58.6	dB
LAeq			50.9	dB
LCeq - LAeq			7.7	dB
LA1eq			53.8	dB
LAeq			50.9	dB
LA1eq - LAeq			2.9	dB
Ldn			59.2	dB
LDay 07:00-22:00			48.6	dB
LNight 22:00-07:00			53.2	dB
Lden			59.2	dB
LDay 07:00-19:00			46.4	dB
LEvening 19:00-22:00			52.7	dB
LNight 22:00-07:00			53.2	dB
LAE			100.3	dB
EA			1.182	mPa²h
EA8			394.0	µPa²h
EA40			1.970	mPa²h
# Overloads			0	
Overload Duration			0.0	s

Statistics				
LAS5.00			56.7	dBA
LAS10.00			55.6	dBA
LAS33.30			49.4	dBA
LAS50.00			44.9	dBA
LAS66.60			41.8	dBA
LAS90.00			37.0	dBA
LAS > 65.0 dB (Exceedence Counts / Duration)	19 /	85.4		s
LAS > 85.0 dB (Exceedence Counts / Duration)	0 /	0.0		s
LZpeak > 135.0 dB (Exceedence Counts / Duration)	0 /	0.0		s
LZpeak > 137.0 dB (Exceedence Counts / Duration)	0 /	0.0		s
LZpeak > 140.0 dB (Exceedence Counts / Duration)	0 /	0.0		s

Location 5 - Smith Hill Lane

Record #	Date	Time	Duration	LAeq	Base Leq	Penalty	Base+Penalty	count	10 ^{^(leq/10)}
1	2013/07/15	11:35:00	00:01:00.0	59.4	59.4	0.0	59.4	1	872258.5153
2	2013/07/15	11:36:00	00:01:00.0	49.9	49.9	0.0	49.9	2	98628.00401
3	2013/07/15	11:37:00	00:01:00.0	37.6	37.6	0.0	37.6	3	5711.910414
4	2013/07/15	11:38:00	00:01:00.0	38.3	38.3	0.0	38.3	4	6830.151126
5	2013/07/15	11:39:00	00:01:00.0	39.9	39.9	0.0	39.9	5	9862.237312
6	2013/07/15	11:40:00	00:01:00.0	41.8	41.8	0.0	41.8	6	15182.5593
7	2013/07/15	11:41:00	00:01:00.0	41.2	41.2	0.0	41.2	7	13094.72338
8	2013/07/15	11:42:00	00:01:00.0	37.7	37.7	0.0	37.7	8	5863.441796
9	2013/07/15	11:43:00	00:01:00.0	38.2	38.2	0.0	38.2	9	6595.802674
10	2013/07/15	11:44:00	00:01:00.0	45.3	45.3	0.0	45.3	10	34240.89718
11	2013/07/15	11:45:00	00:01:00.0	39.7	39.7	0.0	39.7	11	9425.288717
12	2013/07/15	11:46:00	00:01:00.0	38.9	38.9	0.0	38.9	12	7818.19432
13	2013/07/15	11:47:00	00:01:00.0	39.0	39.0	0.0	39.0	13	7908.285721
14	2013/07/15	11:48:00	00:01:00.0	40.8	40.8	0.0	40.8	14	12032.01286
15	2013/07/15	11:49:00	00:01:00.0	40.7	40.7	0.0	40.7	15	11721.12628
16	2013/07/15	11:50:00	00:01:00.0	38.3	38.3	0.0	38.3	16	6835.348562
17	2013/07/15	11:51:00	00:01:00.0	52.3	52.3	0.0	52.3	17	170105.3018
18	2013/07/15	11:52:00	00:01:00.0	50.4	50.4	0.0	50.4	18	108441.3158
19	2013/07/15	11:53:00	00:01:00.0	49.0	49.0	0.0	49.0	19	79379.04814
20	2013/07/15	11:54:00	00:01:00.0	38.8	38.8	0.0	38.8	20	7526.869388
21	2013/07/15	11:55:00	00:01:00.0	52.9	52.9	0.0	52.9	21	196396.9275
22	2013/07/15	11:56:00	00:01:00.0	47.8	47.8	0.0	47.8	22	60464.52223
23	2013/07/15	11:57:00	00:01:00.0	47.8	47.8	0.0	47.8	23	60417.53814
24	2013/07/15	11:58:00	00:01:00.0	37.9	37.9	0.0	37.9	24	6170.671296
25	2013/07/15	11:59:00	00:01:00.0	37.0	37.0	0.0	37.0	25	4962.481821
26	2013/07/15	12:00:00	00:01:00.0	37.7	37.7	0.0	37.7	26	5846.758162
27	2013/07/15	12:01:00	00:01:00.0	38.9	38.9	0.0	38.9	27	7724.059518
28	2013/07/15	12:02:00	00:01:00.0	38.0	38.0	0.0	38.0	28	6300.651407
29	2013/07/15	12:03:00	00:01:00.0	38.5	38.5	0.0	38.5	29	7035.006136
30	2013/07/15	12:04:00	00:01:00.0	37.6	37.6	0.0	37.6	30	5714.143483
31	2013/07/15	12:05:00	00:01:00.0	38.2	38.2	0.0	38.2	31	6540.315194
32	2013/07/15	12:06:00	00:01:00.0	38.1	38.1	0.0	38.1	32	6389.376062
33	2013/07/15	12:07:00	00:01:00.0	38.1	38.1	0.0	38.1	33	6400.857731
34	2013/07/15	12:08:00	00:01:00.0	42.0	42.0	0.0	42.0	34	15863.27722
35	2013/07/15	12:09:00	00:01:00.0	49.6	49.6	0.0	49.6	35	91510.23071
36	2013/07/15	12:10:00	00:01:00.0	37.5	37.5	0.0	37.5	36	5675.17806
37	2013/07/15	12:11:00	00:01:00.0	49.2	49.2	0.0	49.2	37	83163.97256
38	2013/07/15	12:12:00	00:01:00.0	47.3	47.3	0.0	47.3	38	53769.34477
39	2013/07/15	12:13:00	00:01:00.0	38.4	38.4	0.0	38.4	39	6861.503612
40	2013/07/15	12:14:00	00:01:00.0	39.6	39.6	0.0	39.6	40	9027.01743
41	2013/07/15	12:15:00	00:01:00.0	39.1	39.1	0.0	39.1	41	8183.190633
42	2013/07/15	12:16:00	00:01:00.0	38.4	38.4	0.0	38.4	42	6872.034678
43	2013/07/15	12:17:00	00:01:00.0	39.2	39.2	0.0	39.2	43	8362.001805
44	2013/07/15	12:18:00	00:01:00.0	40.7	40.7	0.0	40.7	44	11815.97902
45	2013/07/15	12:19:00	00:01:00.0	46.7	46.7	0.0	46.7	45	47010.10686

Location 5 - Smith Hill Lane

Record #	Date	Time	Duration	LAeq	Base Leq	Penalty	Base+Penalty	count	10 ^{^(leq/10)}
46	2013/07/15	12:20:00	00:01:00.0	42.8	42.8	0.0	42.8	46	19217.1392
47	2013/07/15	12:21:00	00:01:00.0	40.5	40.5	0.0	40.5	47	11199.15307
48	2013/07/15	12:22:00	00:01:00.0	36.6	36.6	0.0	36.6	48	4603.492748
49	2013/07/15	12:23:00	00:01:00.0	41.8	41.8	0.0	41.8	49	15165.79206
50	2013/07/15	12:24:00	00:01:00.0	42.4	42.4	0.0	42.4	50	17549.67912
51	2013/07/15	12:25:00	00:01:00.0	38.9	38.9	0.0	38.9	51	7675.014296
52	2013/07/15	12:26:00	00:01:00.0	38.1	38.1	0.0	38.1	52	6423.279282
53	2013/07/15	12:27:00	00:01:00.0	38.7	38.7	0.0	38.7	53	7368.970961
54	2013/07/15	12:28:00	00:01:00.0	38.4	38.4	0.0	38.4	54	6889.344018
55	2013/07/15	12:29:00	00:01:00.0	37.5	37.5	0.0	37.5	55	5663.172216
56	2013/07/15	12:30:00	00:01:00.0	37.7	37.7	0.0	37.7	56	5836.306305
57	2013/07/15	12:31:00	00:01:00.0	39.6	39.6	0.0	39.6	57	9022.134468
58	2013/07/15	12:32:00	00:01:00.0	44.5	44.5	0.0	44.5	58	28420.54192
59	2013/07/15	12:33:00	00:01:00.0	45.0	45.0	0.0	45.0	59	31651.37143
60	2013/07/15	12:34:00	00:01:00.0	44.0	44.0	0.0	44.0	60	24905.9756
61	2013/07/15	12:35:00	00:01:00.0	45.2	45.2	0.0	45.2	61	33468.66324
62	2013/07/15	12:36:00	00:01:00.0	43.6	43.6	0.0	43.6	62	22819.05891
63	2013/07/15	12:37:00	00:01:00.0	42.8	42.8	0.0	42.8	63	18860.69572
64	2013/07/15	12:38:00	00:01:00.0	43.0	43.0	0.0	43.0	64	20000.45549
65	2013/07/15	12:39:00	00:01:00.0	44.6	44.6	0.0	44.6	65	28705.32165
66	2013/07/15	12:40:00	00:01:00.0	40.1	40.1	0.0	40.1	66	10312.51066
67	2013/07/15	12:41:00	00:01:00.0	40.5	40.5	0.0	40.5	67	11250.44203
68	2013/07/15	12:42:00	00:01:00.0	51.7	51.7	0.0	51.7	68	148570.6363
69	2013/07/15	12:43:00	00:01:00.0	36.9	36.9	0.0	36.9	69	4901.491079
70	2013/07/15	12:44:00	00:01:00.0	37.4	37.4	0.0	37.4	70	5538.412706
71	2013/07/15	12:45:00	00:01:00.0	39.9	39.9	0.0	39.9	71	9852.877422
72	2013/07/15	12:46:00	00:01:00.0	36.7	36.7	0.0	36.7	72	4670.405935
73	2013/07/15	12:47:00	00:01:00.0	36.8	36.8	0.0	36.8	73	4780.984817
74	2013/07/15	12:48:00	00:01:00.0	37.0	37.0	0.0	37.0	74	4990.137216
75	2013/07/15	12:49:00	00:01:00.0	37.9	37.9	0.0	37.9	75	6211.008951
76	2013/07/15	12:50:00	00:01:00.0	40.2	40.2	0.0	40.2	76	10390.73322
77	2013/07/15	12:51:00	00:01:00.0	38.0	38.0	0.0	38.0	77	6339.165485
78	2013/07/15	12:52:00	00:01:00.0	37.6	37.6	0.0	37.6	78	5776.634384
79	2013/07/15	12:53:00	00:01:00.0	36.7	36.7	0.0	36.7	79	4717.113217
80	2013/07/15	12:54:00	00:01:00.0	37.8	37.8	0.0	37.8	80	6081.131223
81	2013/07/15	12:55:00	00:01:00.0	37.2	37.2	0.0	37.2	81	5279.566525
82	2013/07/15	12:56:00	00:01:00.0	37.7	37.7	0.0	37.7	82	5936.334596
83	2013/07/15	12:57:00	00:01:00.0	38.7	38.7	0.0	38.7	83	7409.275988
84	2013/07/15	12:58:00	00:01:00.0	39.5	39.5	0.0	39.5	84	8885.706012
85	2013/07/15	12:59:00	00:01:00.0	38.6	38.6	0.0	38.6	85	7286.616954
86	2013/07/15	13:00:00	00:01:00.0	54.4	54.4	0.0	54.4	86	275801.3514
87	2013/07/15	13:01:00	00:01:00.0	38.8	38.8	0.0	38.8	87	7582.523526
88	2013/07/15	13:02:00	00:01:00.0	43.6	43.6	0.0	43.6	88	22758.64774
89	2013/07/15	13:03:00	00:01:00.0	39.4	39.4	0.0	39.4	89	8775.163838
90	2013/07/15	13:04:00	00:01:00.0	36.2	36.2	0.0	36.2	90	4148.713427

Location 5 - Smith Hill Lane

Record #	Date	Time	Duration	LAeq	Base Leq	Penalty	Base+Penalty	count	10 ^{^(leq/10)}
91	2013/07/15	13:05:00	00:01:00.0	38.0	38.0	0.0	38.0	91	6251.192976
92	2013/07/15	13:06:00	00:01:00.0	40.4	40.4	0.0	40.4	92	11002.67245
93	2013/07/15	13:07:00	00:01:00.0	41.6	41.6	0.0	41.6	93	14581.13312
94	2013/07/15	13:08:00	00:01:00.0	39.6	39.6	0.0	39.6	94	9056.951465
95	2013/07/15	13:09:00	00:01:00.0	41.0	41.0	0.0	41.0	95	12640.06829
96	2013/07/15	13:10:00	00:01:00.0	38.4	38.4	0.0	38.4	96	6846.801658
97	2013/07/15	13:11:00	00:01:00.0	38.0	38.0	0.0	38.0	97	6352.130149
98	2013/07/15	13:12:00	00:01:00.0	40.9	40.9	0.0	40.9	98	12384.82248
99	2013/07/15	13:13:00	00:01:00.0	38.2	38.2	0.0	38.2	99	6606.523619
100	2013/07/15	13:14:00	00:01:00.0	42.9	42.9	0.0	42.9	100	19389.47251
101	2013/07/15	13:15:00	00:01:00.0	42.0	42.0	0.0	42.0	101	15877.64944
102	2013/07/15	13:16:00	00:01:00.0	50.6	50.6	0.0	50.6	102	113981.5114
103	2013/07/15	13:17:00	00:01:00.0	39.4	39.4	0.0	39.4	103	8734.790995
104	2013/07/15	13:18:00	00:01:00.0	41.2	41.2	0.0	41.2	104	13112.17198
105	2013/07/15	13:19:00	00:01:00.0	42.9	42.9	0.0	42.9	105	19632.22456
106	2013/07/15	13:20:00	00:01:00.0	40.1	40.1	0.0	40.1	106	10233.16002
107	2013/07/15	13:21:00	00:01:00.0	37.4	37.4	0.0	37.4	107	5475.751819
108	2013/07/15	13:22:00	00:01:00.0	44.3	44.3	0.0	44.3	108	27038.58423
109	2013/07/15	13:23:00	00:01:00.0	42.3	42.3	0.0	42.3	109	16994.50552
110	2013/07/15	13:24:00	00:01:00.0	41.7	41.7	0.0	41.7	110	14946.43641
111	2013/07/15	13:25:00	00:01:00.0	40.0	40.0	0.0	40.0	111	9956.728936
112	2013/07/15	13:26:00	00:01:00.0	38.2	38.2	0.0	38.2	112	6584.040716
113	2013/07/15	13:27:00	00:01:00.0	37.1	37.1	0.0	37.1	113	5172.34536
114	2013/07/15	13:28:00	00:01:00.0	36.5	36.5	0.0	36.5	114	4466.549514
115	2013/07/15	13:29:00	00:01:00.0	40.5	40.5	0.0	40.5	115	11149.24367
116	2013/07/15	13:30:00	00:01:00.0	37.4	37.4	0.0	37.4	116	5528.822854
117	2013/07/15	13:31:00	00:01:00.0	38.4	38.4	0.0	38.4	117	6914.922109
118	2013/07/15	13:32:00	00:01:00.0	38.2	38.2	0.0	38.2	118	6601.917683
119	2013/07/15	13:33:00	00:01:00.0	36.0	36.0	0.0	36.0	119	3996.635011
120	2013/07/15	13:34:00	00:01:00.0	36.8	36.8	0.0	36.8	120	4794.913669
121	2013/07/15	13:35:00	00:01:00.0	38.7	38.7	0.0	38.7	121	7406.959481
122	2013/07/15	13:36:00	00:01:00.0	37.9	37.9	0.0	37.9	122	6199.818816
123	2013/07/15	13:37:00	00:01:00.0	37.8	37.8	0.0	37.8	123	6004.397938
124	2013/07/15	13:38:00	00:01:00.0	37.7	37.7	0.0	37.7	124	5826.200646
125	2013/07/15	13:39:00	00:01:00.0	37.7	37.7	0.0	37.7	125	5898.350698
126	2013/07/15	13:40:00	00:01:00.0	38.5	38.5	0.0	38.5	126	7123.946382
127	2013/07/15	13:41:00	00:01:00.0	36.1	36.1	0.0	36.1	127	4037.941039
128	2013/07/15	13:42:00	00:01:00.0	37.4	37.4	0.0	37.4	128	5475.32858
129	2013/07/15	13:43:00	00:01:00.0	38.0	38.0	0.0	38.0	129	6297.707857
130	2013/07/15	13:44:00	00:01:00.0	37.8	37.8	0.0	37.8	130	6017.106035
131	2013/07/15	13:45:00	00:01:00.0	38.0	38.0	0.0	38.0	131	6248.426206
132	2013/07/15	13:46:00	00:01:00.0	36.1	36.1	0.0	36.1	132	4109.207642
133	2013/07/15	13:47:00	00:01:00.0	36.3	36.3	0.0	36.3	133	4260.750307
134	2013/07/15	13:48:00	00:01:00.0	37.0	37.0	0.0	37.0	134	5044.710255
135	2013/07/15	13:49:00	00:01:00.0	35.1	35.1	0.0	35.1	135	3231.090036

Location 5 - Smith Hill Lane

Record #	Date	Time	Duration	LAeq	Base Leq	Penalty	Base+Penalty	count	10 ^{^(leq/10)}
136	2013/07/15	13:50:00	00:01:00.0	35.6	35.6	0.0	35.6	136	3672.817843
137	2013/07/15	13:51:00	00:01:00.0	36.3	36.3	0.0	36.3	137	4292.665527
138	2013/07/15	13:52:00	00:01:00.0	36.1	36.1	0.0	36.1	138	4080.390725
139	2013/07/15	13:53:00	00:01:00.0	35.9	35.9	0.0	35.9	139	3855.549411
140	2013/07/15	13:54:00	00:01:00.0	36.9	36.9	0.0	36.9	140	4886.38556
141	2013/07/15	13:55:00	00:01:00.0	37.2	37.2	0.0	37.2	141	5195.3715
142	2013/07/15	13:56:00	00:01:00.0	35.0	35.0	0.0	35.0	142	3169.566238
143	2013/07/15	13:57:00	00:01:00.0	35.1	35.1	0.0	35.1	143	3203.798597
144	2013/07/15	13:58:00	00:01:00.0	35.5	35.5	0.0	35.5	144	3522.676086
145	2013/07/15	13:59:00	00:01:00.0	35.9	35.9	0.0	35.9	145	3928.72502
146	2013/07/15	14:00:00	00:01:00.0	38.9	38.9	0.0	38.9	146	7724.656582
147	2013/07/15	14:01:00	00:01:00.0	36.0	36.0	0.0	36.0	147	4012.051234
148	2013/07/15	14:02:00	00:01:00.0	38.0	38.0	0.0	38.0	148	6271.674338
149	2013/07/15	14:03:00	00:01:00.0	36.9	36.9	0.0	36.9	149	4921.616534
150	2013/07/15	14:04:00	00:01:00.0	35.8	35.8	0.0	35.8	150	3816.112506
151	2013/07/15	14:05:00	00:01:00.0	38.0	38.0	0.0	38.0	151	6375.741726
152	2013/07/15	14:06:00	00:01:00.0	39.0	39.0	0.0	39.0	152	7980.010798
153	2013/07/15	14:07:00	00:01:00.0	47.4	47.4	0.0	47.4	153	55487.74588
154	2013/07/15	14:08:00	00:01:00.0	47.2	47.2	0.0	47.2	154	52756.95721
155	2013/07/15	14:09:00	00:01:00.0	36.7	36.7	0.0	36.7	155	4687.881648
156	2013/07/15	14:10:00	00:01:00.0	37.5	37.5	0.0	37.5	156	5660.392243
157	2013/07/15	14:11:00	00:01:00.0	40.0	40.0	0.0	40.0	157	10039.58708
158	2013/07/15	14:12:00	00:01:00.0	36.6	36.6	0.0	36.6	158	4609.699741
159	2013/07/15	14:13:00	00:01:00.0	37.0	37.0	0.0	37.0	159	5050.660304
160	2013/07/15	14:14:00	00:01:00.0	36.1	36.1	0.0	36.1	160	4036.012044
161	2013/07/15	14:15:00	00:01:00.0	36.8	36.8	0.0	36.8	161	4740.523059
162	2013/07/15	14:16:00	00:01:00.0	37.4	37.4	0.0	37.4	162	5491.690324
163	2013/07/15	14:17:00	00:01:00.0	39.7	39.7	0.0	39.7	163	9248.939081
164	2013/07/15	14:18:00	00:01:00.0	40.0	40.0	0.0	40.0	164	9985.31572
165	2013/07/15	14:19:00	00:01:00.0	40.8	40.8	0.0	40.8	165	11909.56975
166	2013/07/15	14:20:00	00:01:00.0	46.9	46.9	0.0	46.9	166	49481.57468
167	2013/07/15	14:21:00	00:01:00.0	37.1	37.1	0.0	37.1	167	5080.953329
168	2013/07/15	14:22:00	00:01:00.0	42.1	42.1	0.0	42.1	168	16343.88339
169	2013/07/15	14:23:00	00:01:00.0	42.4	42.4	0.0	42.4	169	17349.87463
170	2013/07/15	14:24:00	00:01:00.0	40.6	40.6	0.0	40.6	170	11478.76923
171	2013/07/15	14:25:00	00:01:00.0	47.8	47.8	0.0	47.8	171	60775.80188
172	2013/07/15	14:26:00	00:01:00.0	41.6	41.6	0.0	41.6	172	14381.08056
173	2013/07/15	14:27:00	00:01:00.0	49.5	49.5	0.0	49.5	173	90121.31071
174	2013/07/15	14:28:00	00:01:00.0	38.4	38.4	0.0	38.4	174	6932.558686
175	2013/07/15	14:29:00	00:01:00.0	37.3	37.3	0.0	37.3	175	5328.456319
176	2013/07/15	14:30:00	00:01:00.0	36.8	36.8	0.0	36.8	176	4762.785502
177	2013/07/15	14:31:00	00:01:00.0	35.7	35.7	0.0	35.7	177	3720.708845
178	2013/07/15	14:32:00	00:01:00.0	36.2	36.2	0.0	36.2	178	4138.507969
179	2013/07/15	14:33:00	00:01:00.0	36.2	36.2	0.0	36.2	179	4137.377599
180	2013/07/15	14:34:00	00:01:00.0	36.3	36.3	0.0	36.3	180	4276.531645

Location 5 - Smith Hill Lane

Record #	Date	Time	Duration	LAeq	Base Leq	Penalty	Base+Penalty	count	10 ^{^(leq/10)}
181	2013/07/15	14:35:00	00:01:00.0	34.5	34.5	0.0	34.5	181	2788.32994
182	2013/07/15	14:36:00	00:01:00.0	35.8	35.8	0.0	35.8	182	3758.770211
183	2013/07/15	14:37:00	00:01:00.0	37.2	37.2	0.0	37.2	183	5308.727866
184	2013/07/15	14:38:00	00:01:00.0	36.6	36.6	0.0	36.6	184	4598.279518
185	2013/07/15	14:39:00	00:01:00.0	37.5	37.5	0.0	37.5	185	5651.420111
186	2013/07/15	14:40:00	00:01:00.0	37.2	37.2	0.0	37.2	186	5261.890609
187	2013/07/15	14:41:00	00:01:00.0	37.1	37.1	0.0	37.1	187	5096.060478
188	2013/07/15	14:42:00	00:01:00.0	38.9	38.9	0.0	38.9	188	7849.93027
189	2013/07/15	14:43:00	00:01:00.0	36.8	36.8	0.0	36.8	189	4739.777777
190	2013/07/15	14:44:00	00:01:00.0	35.8	35.8	0.0	35.8	190	3814.326337
191	2013/07/15	14:45:00	00:01:00.0	36.3	36.3	0.0	36.3	191	4299.85063
192	2013/07/15	14:46:00	00:01:00.0	37.7	37.7	0.0	37.7	192	5857.727803
193	2013/07/15	14:47:00	00:01:00.0	48.2	48.2	0.0	48.2	193	66301.31475
194	2013/07/15	14:48:00	00:01:00.0	38.4	38.4	0.0	38.4	194	6888.605791
195	2013/07/15	14:49:00	00:01:00.0	36.5	36.5	0.0	36.5	195	4424.386338
196	2013/07/15	14:50:00	00:01:00.0	39.7	39.7	0.0	39.7	196	9411.216895
197	2013/07/15	14:51:00	00:01:00.0	37.8	37.8	0.0	37.8	197	6059.46222
198	2013/07/15	14:52:00	00:01:00.0	36.7	36.7	0.0	36.7	198	4638.394911
199	2013/07/15	14:53:00	00:01:00.0	37.9	37.9	0.0	37.9	199	6224.952579
200	2013/07/15	14:54:00	00:01:00.0	36.8	36.8	0.0	36.8	200	4742.476338
201	2013/07/15	14:55:00	00:01:00.0	38.4	38.4	0.0	38.4	201	6880.804781
202	2013/07/15	14:56:00	00:01:00.0	36.3	36.3	0.0	36.3	202	4263.842734
203	2013/07/15	14:57:00	00:01:00.0	34.9	34.9	0.0	34.9	203	3092.292256
204	2013/07/15	14:58:00	00:01:00.0	37.2	37.2	0.0	37.2	204	5234.954214
205	2013/07/15	14:59:00	00:01:00.0	36.7	36.7	0.0	36.7	205	4650.976811
206	2013/07/15	15:00:00	00:01:00.0	36.8	36.8	0.0	36.8	206	4792.917743
207	2013/07/15	15:01:00	00:01:00.0	37.0	37.0	0.0	37.0	207	5014.465939
208	2013/07/15	15:02:00	00:01:00.0	41.9	41.9	0.0	41.9	208	15658.84591
209	2013/07/15	15:03:00	00:01:00.0	52.6	52.6	0.0	52.6	209	182205.9334
210	2013/07/15	15:04:00	00:01:00.0	48.3	48.3	0.0	48.3	210	66992.31863
211	2013/07/15	15:05:00	00:01:00.0	36.8	36.8	0.0	36.8	211	4799.401219
212	2013/07/15	15:06:00	00:01:00.0	36.8	36.8	0.0	36.8	212	4832.795068
213	2013/07/15	15:07:00	00:01:00.0	36.6	36.6	0.0	36.6	213	4568.592365
214	2013/07/15	15:08:00	00:01:00.0	36.6	36.6	0.0	36.6	214	4589.745017
215	2013/07/15	15:09:00	00:01:00.0	35.7	35.7	0.0	35.7	215	3700.433155
216	2013/07/15	15:10:00	00:01:00.0	35.2	35.2	0.0	35.2	216	3287.787095
217	2013/07/15	15:11:00	00:01:00.0	41.0	41.0	0.0	41.0	217	12562.48913
218	2013/07/15	15:12:00	00:01:00.0	45.4	45.4	0.0	45.4	218	34893.37035
219	2013/07/15	15:13:00	00:01:00.0	36.9	36.9	0.0	36.9	219	4912.67609
220	2013/07/15	15:14:00	00:01:00.0	40.1	40.1	0.0	40.1	220	10175.17853
221	2013/07/15	15:15:00	00:01:00.0	41.3	41.3	0.0	41.3	221	13575.60191
222	2013/07/15	15:16:00	00:01:00.0	38.0	38.0	0.0	38.0	222	6324.777136
223	2013/07/15	15:17:00	00:01:00.0	37.4	37.4	0.0	37.4	223	5487.095245
224	2013/07/15	15:18:00	00:01:00.0	35.0	35.0	0.0	35.0	224	3182.367985
225	2013/07/15	15:19:00	00:01:00.0	36.4	36.4	0.0	36.4	225	4400.562041

Location 5 - Smith Hill Lane

Record #	Date	Time	Duration	LAeq	Base Leq	Penalty	Base+Penalty	count	10 ^{^(leq/10)}
226	2013/07/15	15:20:00	00:01:00.0	35.8	35.8	0.0	35.8	226	3835.852715
227	2013/07/15	15:21:00	00:01:00.0	38.8	38.8	0.0	38.8	227	7644.066074
228	2013/07/15	15:22:00	00:01:00.0	40.2	40.2	0.0	40.2	228	10386.44447
229	2013/07/15	15:23:00	00:01:00.0	37.3	37.3	0.0	37.3	229	5317.879906
230	2013/07/15	15:24:00	00:01:00.0	35.1	35.1	0.0	35.1	230	3204.733018
231	2013/07/15	15:25:00	00:01:00.0	37.2	37.2	0.0	37.2	231	5211.056858
232	2013/07/15	15:26:00	00:01:00.0	36.2	36.2	0.0	36.2	232	4204.146351
233	2013/07/15	15:27:00	00:01:00.0	35.8	35.8	0.0	35.8	233	3828.958623
234	2013/07/15	15:28:00	00:01:00.0	38.1	38.1	0.0	38.1	234	6450.372694
235	2013/07/15	15:29:00	00:01:00.0	34.9	34.9	0.0	34.9	235	3095.13739
236	2013/07/15	15:30:00	00:01:00.0	35.0	35.0	0.0	35.0	236	3143.992757
237	2013/07/15	15:31:00	00:01:00.0	35.3	35.3	0.0	35.3	237	3421.356895
238	2013/07/15	15:32:00	00:01:00.0	37.4	37.4	0.0	37.4	238	5540.431948
239	2013/07/15	15:33:00	00:01:00.0	37.6	37.6	0.0	37.6	239	5818.974048
240	2013/07/15	15:34:00	00:01:00.0	36.1	36.1	0.0	36.1	240	4029.579279
241	2013/07/15	15:35:00	00:01:00.0	35.1	35.1	0.0	35.1	241	3268.710436
242	2013/07/15	15:36:00	00:01:00.0	35.2	35.2	0.0	35.2	242	3288.252077
243	2013/07/15	15:37:00	00:01:00.0	39.1	39.1	0.0	39.1	243	8070.187428
244	2013/07/15	15:38:00	00:01:00.0	44.1	44.1	0.0	44.1	244	25452.49954
245	2013/07/15	15:39:00	00:01:00.0	41.2	41.2	0.0	41.2	245	13216.41254
246	2013/07/15	15:40:00	00:01:00.0	38.6	38.6	0.0	38.6	246	7266.222127
247	2013/07/15	15:41:00	00:01:00.0	38.0	38.0	0.0	38.0	247	6289.167184
248	2013/07/15	15:42:00	00:01:00.0	37.6	37.6	0.0	37.6	248	5708.775555
249	2013/07/15	15:43:00	00:01:00.0	37.4	37.4	0.0	37.4	249	5504.019091
250	2013/07/15	15:44:00	00:01:00.0	37.9	37.9	0.0	37.9	250	6149.849917
251	2013/07/15	15:45:00	00:01:00.0	39.8	39.8	0.0	39.8	251	9560.910826
252	2013/07/15	15:46:00	00:01:00.0	39.5	39.5	0.0	39.5	252	9012.146903
253	2013/07/15	15:47:00	00:01:00.0	38.3	38.3	0.0	38.3	253	6707.015533
254	2013/07/15	15:48:00	00:01:00.0	36.4	36.4	0.0	36.4	254	4347.252584
255	2013/07/15	15:49:00	00:01:00.0	36.2	36.2	0.0	36.2	255	4153.767212
256	2013/07/15	15:50:00	00:01:00.0	36.8	36.8	0.0	36.8	256	4780.695063
257	2013/07/15	15:51:00	00:01:00.0	36.9	36.9	0.0	36.9	257	4951.979337
258	2013/07/15	15:52:00	00:01:00.0	36.6	36.6	0.0	36.6	258	4583.504503
259	2013/07/15	15:53:00	00:01:00.0	39.9	39.9	0.0	39.9	259	9688.148085
260	2013/07/15	15:54:00	00:01:00.0	45.4	45.4	0.0	45.4	260	34524.32759
261	2013/07/15	15:55:00	00:01:00.0	43.0	43.0	0.0	43.0	261	20044.51111
262	2013/07/15	15:56:00	00:01:00.0	35.5	35.5	0.0	35.5	262	3553.44849
263	2013/07/15	15:57:00	00:01:00.0	51.6	51.6	0.0	51.6	263	145368.8617
264	2013/07/15	15:58:00	00:01:00.0	37.3	37.3	0.0	37.3	264	5367.567651
265	2013/07/15	15:59:00	00:01:00.0	36.9	36.9	0.0	36.9	265	4857.862703
266	2013/07/15	16:00:00	00:01:00.0	37.2	37.2	0.0	37.2	266	5251.718478
267	2013/07/15	16:01:00	00:01:00.0	36.5	36.5	0.0	36.5	267	4477.343675
268	2013/07/15	16:02:00	00:01:00.0	37.2	37.2	0.0	37.2	268	5307.790684
269	2013/07/15	16:03:00	00:01:00.0	37.2	37.2	0.0	37.2	269	5216.89608
270	2013/07/15	16:04:00	00:01:00.0	37.5	37.5	0.0	37.5	270	5674.176187

Location 5 - Smith Hill Lane

Record #	Date	Time	Duration	LAeq	Base Leq	Penalty	Base+Penalty	count	10 ^{^(leq/10)}
271	2013/07/15	16:05:00	00:01:00.0	38.2	38.2	0.0	38.2	271	6650.545737
272	2013/07/15	16:06:00	00:01:00.0	37.9	37.9	0.0	37.9	272	6123.685289
273	2013/07/15	16:07:00	00:01:00.0	38.4	38.4	0.0	38.4	273	6891.111244
274	2013/07/15	16:08:00	00:01:00.0	37.3	37.3	0.0	37.3	274	5366.973633
275	2013/07/15	16:09:00	00:01:00.0	39.0	39.0	0.0	39.0	275	7934.642406
276	2013/07/15	16:10:00	00:01:00.0	37.9	37.9	0.0	37.9	276	6125.331435
277	2013/07/15	16:11:00	00:01:00.0	37.6	37.6	0.0	37.6	277	5783.224195
278	2013/07/15	16:12:00	00:01:00.0	36.9	36.9	0.0	36.9	278	4937.221252
279	2013/07/15	16:13:00	00:01:00.0	37.0	37.0	0.0	37.0	279	5064.658545
280	2013/07/15	16:14:00	00:01:00.0	37.4	37.4	0.0	37.4	280	5550.81711
281	2013/07/15	16:15:00	00:01:00.0	37.3	37.3	0.0	37.3	281	5388.210447
282	2013/07/15	16:16:00	00:01:00.0	38.1	38.1	0.0	38.1	282	6438.621229
283	2013/07/15	16:17:00	00:01:00.0	36.5	36.5	0.0	36.5	283	4456.775594
284	2013/07/15	16:18:00	00:01:00.0	36.1	36.1	0.0	36.1	284	4087.672895
285	2013/07/15	16:19:00	00:01:00.0	36.0	36.0	0.0	36.0	285	3952.399954
286	2013/07/15	16:20:00	00:01:00.0	36.4	36.4	0.0	36.4	286	4343.313697
287	2013/07/15	16:21:00	00:01:00.0	37.2	37.2	0.0	37.2	287	5270.809121
288	2013/07/15	16:22:00	00:01:00.0	37.2	37.2	0.0	37.2	288	5298.316264
289	2013/07/15	16:23:00	00:01:00.0	38.5	38.5	0.0	38.5	289	7106.65308
290	2013/07/15	16:24:00	00:01:00.0	37.9	37.9	0.0	37.9	290	6217.002026
291	2013/07/15	16:25:00	00:01:00.0	39.1	39.1	0.0	39.1	291	8218.313704
292	2013/07/15	16:26:00	00:01:00.0	38.9	38.9	0.0	38.9	292	7723.415012
293	2013/07/15	16:27:00	00:01:00.0	38.3	38.3	0.0	38.3	293	6748.078798
294	2013/07/15	16:28:00	00:01:00.0	37.4	37.4	0.0	37.4	294	5528.487777
295	2013/07/15	16:29:00	00:01:00.0	38.2	38.2	0.0	38.2	295	6556.702608
296	2013/07/15	16:30:00	00:01:00.0	49.6	49.6	0.0	49.6	296	91523.25312
297	2013/07/15	16:31:00	00:01:00.0	41.4	41.4	0.0	41.4	297	13798.3924
298	2013/07/15	16:32:00	00:01:00.0	34.5	34.5	0.0	34.5	298	2822.140879
299	2013/07/15	16:33:00	00:01:00.0	34.5	34.5	0.0	34.5	299	2825.337957
300	2013/07/15	16:34:00	00:01:00.0	37.6	37.6	0.0	37.6	300	5705.652441
301	2013/07/15	16:35:00	00:01:00.0	37.6	37.6	0.0	37.6	301	5766.611787
302	2013/07/15	16:36:00	00:01:00.0	37.5	37.5	0.0	37.5	302	5606.107518
303	2013/07/15	16:37:00	00:01:00.0	36.7	36.7	0.0	36.7	303	4720.706874
304	2013/07/15	16:38:00	00:01:00.0	37.6	37.6	0.0	37.6	304	5804.77717
305	2013/07/15	16:39:00	00:01:00.0	38.4	38.4	0.0	38.4	305	6982.015188
306	2013/07/15	16:40:00	00:01:00.0	38.7	38.7	0.0	38.7	306	7444.673005
307	2013/07/15	16:41:00	00:01:00.0	37.7	37.7	0.0	37.7	307	5847.271744
308	2013/07/15	16:42:00	00:01:00.0	38.7	38.7	0.0	38.7	308	7373.451401
309	2013/07/15	16:43:00	00:01:00.0	39.8	39.8	0.0	39.8	309	9524.240152
310	2013/07/15	16:44:00	00:01:00.0	38.9	38.9	0.0	38.9	310	7850.075068
311	2013/07/15	16:45:00	00:01:00.0	48.3	48.3	0.0	48.3	311	67773.27963
312	2013/07/15	16:46:00	00:01:00.0	37.6	37.6	0.0	37.6	312	5815.463718
313	2013/07/15	16:47:00	00:01:00.0	36.9	36.9	0.0	36.9	313	4855.699823
314	2013/07/15	16:48:00	00:01:00.0	37.7	37.7	0.0	37.7	314	5826.251821
315	2013/07/15	16:49:00	00:01:00.0	37.4	37.4	0.0	37.4	315	5461.922138

Location 5 - Smith Hill Lane

Record #	Date	Time	Duration	LAeq	Base Leq	Penalty	Base+Penalty	count	10 ^{^(leq/10)}
316	2013/07/15	16:50:00	00:01:00.0	38.1	38.1	0.0	38.1	316	6471.336119
317	2013/07/15	16:51:00	00:01:00.0	38.1	38.1	0.0	38.1	317	6514.674868
318	2013/07/15	16:52:00	00:01:00.0	52.5	52.5	0.0	52.5	318	178418.0974
319	2013/07/15	16:53:00	00:01:00.0	40.1	40.1	0.0	40.1	319	10164.32522
320	2013/07/15	16:54:00	00:01:00.0	42.3	42.3	0.0	42.3	320	16871.07342
321	2013/07/15	16:55:00	00:01:00.0	49.7	49.7	0.0	49.7	321	93792.79861
322	2013/07/15	16:56:00	00:01:00.0	41.1	41.1	0.0	41.1	322	12882.08364
323	2013/07/15	16:57:00	00:01:00.0	40.2	40.2	0.0	40.2	323	10490.88739
324	2013/07/15	16:58:00	00:01:00.0	39.4	39.4	0.0	39.4	324	8699.080363
325	2013/07/15	16:59:00	00:01:00.0	39.3	39.3	0.0	39.3	325	8536.520725
326	2013/07/15	17:00:00	00:01:00.0	40.6	40.6	0.0	40.6	326	11366.13855
327	2013/07/15	17:01:00	00:01:00.0	38.7	38.7	0.0	38.7	327	7337.065305
328	2013/07/15	17:02:00	00:01:00.0	47.5	47.5	0.0	47.5	328	56611.43049
329	2013/07/15	17:03:00	00:01:00.0	48.9	48.9	0.0	48.9	329	77897.061
330	2013/07/15	17:04:00	00:01:00.0	37.9	37.9	0.0	37.9	330	6115.724406
331	2013/07/15	17:05:00	00:01:00.0	38.5	38.5	0.0	38.5	331	7110.586784
332	2013/07/15	17:06:00	00:01:00.0	38.3	38.3	0.0	38.3	332	6733.199955
333	2013/07/15	17:07:00	00:01:00.0	37.6	37.6	0.0	37.6	333	5780.349748
334	2013/07/15	17:08:00	00:01:00.0	38.0	38.0	0.0	38.0	334	6335.241182
335	2013/07/15	17:09:00	00:01:00.0	38.6	38.6	0.0	38.6	335	7262.444725
336	2013/07/15	17:10:00	00:01:00.0	44.1	44.1	0.0	44.1	336	25679.77968
337	2013/07/15	17:11:00	00:01:00.0	44.9	44.9	0.0	44.9	337	30858.61638
338	2013/07/15	17:12:00	00:01:00.0	41.0	41.0	0.0	41.0	338	12515.10841
339	2013/07/15	17:13:00	00:01:00.0	38.2	38.2	0.0	38.2	339	6580.473448
340	2013/07/15	17:14:00	00:01:00.0	39.8	39.8	0.0	39.8	340	9598.380279
341	2013/07/15	17:15:00	00:01:00.0	38.6	38.6	0.0	38.6	341	7312.256839
342	2013/07/15	17:16:00	00:01:00.0	36.9	36.9	0.0	36.9	342	4927.070836
343	2013/07/15	17:17:00	00:01:00.0	36.2	36.2	0.0	36.2	343	4127.819981
344	2013/07/15	17:18:00	00:01:00.0	52.3	52.3	0.0	52.3	344	168862.9939
345	2013/07/15	17:19:00	00:01:00.0	36.0	36.0	0.0	36.0	345	3975.155955
346	2013/07/15	17:20:00	00:01:00.0	37.5	37.5	0.0	37.5	346	5630.698669
347	2013/07/15	17:21:00	00:01:00.0	36.4	36.4	0.0	36.4	347	4368.830738
348	2013/07/15	17:22:00	00:01:00.0	38.7	38.7	0.0	38.7	348	7359.080911
349	2013/07/15	17:23:00	00:01:00.0	37.9	37.9	0.0	37.9	349	6207.37117
350	2013/07/15	17:24:00	00:01:00.0	38.4	38.4	0.0	38.4	350	6894.120203
351	2013/07/15	17:25:00	00:01:00.0	38.9	38.9	0.0	38.9	351	7709.784452
352	2013/07/15	17:26:00	00:01:00.0	41.9	41.9	0.0	41.9	352	15311.38029
353	2013/07/15	17:27:00	00:01:00.0	40.3	40.3	0.0	40.3	353	10809.92378
354	2013/07/15	17:28:00	00:01:00.0	40.6	40.6	0.0	40.6	354	11352.19996
355	2013/07/15	17:29:00	00:01:00.0	45.2	45.2	0.0	45.2	355	32905.75083
356	2013/07/15	17:30:00	00:01:00.0	53.3	53.3	0.0	53.3	356	214049.6521
357	2013/07/15	17:31:00	00:01:00.0	44.9	44.9	0.0	44.9	357	30807.99837
358	2013/07/15	17:32:00	00:01:00.0	58.8	58.8	0.0	58.8	358	763701.261
359	2013/07/15	17:33:00	00:01:00.0	41.6	41.6	0.0	41.6	359	14599.29276
360	2013/07/15	17:34:00	00:01:00.0	43.6	43.6	0.0	43.6	360	22971.75782

Location 5 - Smith Hill Lane

Record #	Date	Time	Duration	LAeq	Base Leq	Penalty	Base+Penalty	count	10 ^{^(leq/10)}
361	2013/07/15	17:35:00	00:01:00.0	36.5	36.5	0.0	36.5	361	4488.467485
362	2013/07/15	17:36:00	00:01:00.0	36.6	36.6	0.0	36.6	362	4555.773122
363	2013/07/15	17:37:00	00:01:00.0	53.0	53.0	0.0	53.0	363	198231.9672
364	2013/07/15	17:38:00	00:01:00.0	42.4	42.4	0.0	42.4	364	17250.1149
365	2013/07/15	17:39:00	00:01:00.0	41.0	41.0	0.0	41.0	365	12669.31304
366	2013/07/15	17:40:00	00:01:00.0	40.3	40.3	0.0	40.3	366	10640.4686
367	2013/07/15	17:41:00	00:01:00.0	38.1	38.1	0.0	38.1	367	6491.580752
368	2013/07/15	17:42:00	00:01:00.0	50.3	50.3	0.0	50.3	368	106765.125
369	2013/07/15	17:43:00	00:01:00.0	46.3	46.3	0.0	46.3	369	42362.21728
370	2013/07/15	17:44:00	00:01:00.0	42.3	42.3	0.0	42.3	370	17164.56784
371	2013/07/15	17:45:00	00:01:00.0	45.2	45.2	0.0	45.2	371	32738.71047
372	2013/07/15	17:46:00	00:01:00.0	40.0	40.0	0.0	40.0	372	9997.040343
373	2013/07/15	17:47:00	00:01:00.0	47.9	47.9	0.0	47.9	373	61430.04219
374	2013/07/15	17:48:00	00:01:00.0	51.8	51.8	0.0	51.8	374	150888.9831
375	2013/07/15	17:49:00	00:01:00.0	62.0	62.0	0.0	62.0	375	1585170.248
376	2013/07/15	17:50:00	00:01:00.0	50.7	50.7	0.0	50.7	376	117849.976
377	2013/07/15	17:51:00	00:01:00.0	37.3	37.3	0.0	37.3	377	5312.711569
378	2013/07/15	17:52:00	00:01:00.0	42.5	42.5	0.0	42.5	378	17776.82833
379	2013/07/15	17:53:00	00:01:00.0	44.2	44.2	0.0	44.2	379	26070.80732
380	2013/07/15	17:54:00	00:01:00.0	45.0	45.0	0.0	45.0	380	31715.93668
381	2013/07/15	17:55:00	00:01:00.0	46.6	46.6	0.0	46.6	381	45428.18264
382	2013/07/15	17:56:00	00:01:00.0	52.3	52.3	0.0	52.3	382	170301.8957
383	2013/07/15	17:57:00	00:01:00.0	40.4	40.4	0.0	40.4	383	10876.66094
384	2013/07/15	17:58:00	00:01:00.0	39.2	39.2	0.0	39.2	384	8244.095915
385	2013/07/15	17:59:00	00:01:00.0	40.0	40.0	0.0	40.0	385	10009.96564
386	2013/07/15	18:00:00	00:01:00.0	39.0	39.0	0.0	39.0	386	7862.551572
387	2013/07/15	18:01:00	00:01:00.0	39.7	39.7	0.0	39.7	387	9304.404515
388	2013/07/15	18:02:00	00:01:00.0	38.5	38.5	0.0	38.5	388	7107.7518
389	2013/07/15	18:03:00	00:01:00.0	39.4	39.4	0.0	39.4	389	8764.264062
390	2013/07/15	18:04:00	00:01:00.0	38.4	38.4	0.0	38.4	390	6873.86388
391	2013/07/15	18:05:00	00:01:00.0	37.7	37.7	0.0	37.7	391	5824.481406
392	2013/07/15	18:06:00	00:01:00.0	37.9	37.9	0.0	37.9	392	6136.823733
393	2013/07/15	18:07:00	00:01:00.0	38.0	38.0	0.0	38.0	393	6338.001856
394	2013/07/15	18:08:00	00:01:00.0	36.0	36.0	0.0	36.0	394	4018.473667
395	2013/07/15	18:09:00	00:01:00.0	37.2	37.2	0.0	37.2	395	5294.929335
396	2013/07/15	18:10:00	00:01:00.0	37.3	37.3	0.0	37.3	396	5386.137869
397	2013/07/15	18:11:00	00:01:00.0	38.8	38.8	0.0	38.8	397	7622.69755
398	2013/07/15	18:12:00	00:01:00.0	39.6	39.6	0.0	39.6	398	9206.887871
399	2013/07/15	18:13:00	00:01:00.0	37.4	37.4	0.0	37.4	399	5534.804233
400	2013/07/15	18:14:00	00:01:00.0	50.2	50.2	0.0	50.2	400	105412.6573
401	2013/07/15	18:15:00	00:01:00.0	46.4	46.4	0.0	46.4	401	43915.80516
402	2013/07/15	18:16:00	00:01:00.0	55.3	55.3	0.0	55.3	402	339788.2993
403	2013/07/15	18:17:00	00:01:00.0	53.2	53.2	0.0	53.2	403	207526.0776
404	2013/07/15	18:18:00	00:01:00.0	38.8	38.8	0.0	38.8	404	7606.451463
405	2013/07/15	18:19:00	00:01:00.0	39.7	39.7	0.0	39.7	405	9433.206629

Location 5 - Smith Hill Lane

Record #	Date	Time	Duration	LAeq	Base Leq	Penalty	Base+Penalty	count	10 ^{^(leq/10)}
406	2013/07/15	18:20:00	00:01:00.0	42.7	42.7	0.0	42.7	406	18464.3068
407	2013/07/15	18:21:00	00:01:00.0	53.4	53.4	0.0	53.4	407	217239.9134
408	2013/07/15	18:22:00	00:01:00.0	42.8	42.8	0.0	42.8	408	18970.30286
409	2013/07/15	18:23:00	00:01:00.0	43.0	43.0	0.0	43.0	409	19977.31462
410	2013/07/15	18:24:00	00:01:00.0	49.6	49.6	0.0	49.6	410	90271.28437
411	2013/07/15	18:25:00	00:01:00.0	43.3	43.3	0.0	43.3	411	21231.19735
412	2013/07/15	18:26:00	00:01:00.0	42.1	42.1	0.0	42.1	412	16131.61473
413	2013/07/15	18:27:00	00:01:00.0	48.0	48.0	0.0	48.0	413	63306.07512
414	2013/07/15	18:28:00	00:01:00.0	44.7	44.7	0.0	44.7	414	29495.9781
415	2013/07/15	18:29:00	00:01:00.0	42.9	42.9	0.0	42.9	415	19609.54418
416	2013/07/15	18:30:00	00:01:00.0	42.0	42.0	0.0	42.0	416	15822.68443
417	2013/07/15	18:31:00	00:01:00.0	43.7	43.7	0.0	43.7	417	23280.73917
418	2013/07/15	18:32:00	00:01:00.0	42.5	42.5	0.0	42.5	418	17825.89445
419	2013/07/15	18:33:00	00:01:00.0	42.8	42.8	0.0	42.8	419	18969.51972
420	2013/07/15	18:34:00	00:01:00.0	43.0	43.0	0.0	43.0	420	19882.50358
421	2013/07/15	18:35:00	00:01:00.0	43.3	43.3	0.0	43.3	421	21620.71976
422	2013/07/15	18:36:00	00:01:00.0	47.3	47.3	0.0	47.3	422	53203.8885
423	2013/07/15	18:37:00	00:01:00.0	42.7	42.7	0.0	42.7	423	18491.39521
424	2013/07/15	18:38:00	00:01:00.0	42.7	42.7	0.0	42.7	424	18470.61685
425	2013/07/15	18:39:00	00:01:00.0	42.1	42.1	0.0	42.1	425	16188.20744
426	2013/07/15	18:40:00	00:01:00.0	40.1	40.1	0.0	40.1	426	10174.37418
427	2013/07/15	18:41:00	00:01:00.0	39.2	39.2	0.0	39.2	427	8402.378417
428	2013/07/15	18:42:00	00:01:00.0	41.8	41.8	0.0	41.8	428	15299.67069
429	2013/07/15	18:43:00	00:01:00.0	46.3	46.3	0.0	46.3	429	42588.30837
430	2013/07/15	18:44:00	00:01:00.0	47.7	47.7	0.0	47.7	430	59537.34018
431	2013/07/15	18:45:00	00:01:00.0	46.8	46.8	0.0	46.8	431	48115.8297
432	2013/07/15	18:46:00	00:01:00.0	46.6	46.6	0.0	46.6	432	46075.09749
433	2013/07/15	18:47:00	00:01:00.0	49.4	49.4	0.0	49.4	433	87153.4792
434	2013/07/15	18:48:00	00:01:00.0	54.8	54.8	0.0	54.8	434	302797.5409
435	2013/07/15	18:49:00	00:01:00.0	50.5	50.5	0.0	50.5	435	111546.9977
436	2013/07/15	18:50:00	00:01:00.0	49.1	49.1	0.0	49.1	436	82200.10272
437	2013/07/15	18:51:00	00:01:00.0	52.2	52.2	0.0	52.2	437	166733.7015
438	2013/07/15	18:52:00	00:01:00.0	57.3	57.3	0.0	57.3	438	531231.4931
439	2013/07/15	18:53:00	00:01:00.0	58.3	58.3	0.0	58.3	439	680256.1873
440	2013/07/15	18:54:00	00:01:00.0	56.4	56.4	0.0	56.4	440	441522.8206
441	2013/07/15	18:55:00	00:01:00.0	59.9	59.9	0.0	59.9	441	968598.6851
442	2013/07/15	18:56:00	00:01:00.0	53.5	53.5	0.0	53.5	442	222120.8257
443	2013/07/15	18:57:00	00:01:00.0	55.2	55.2	0.0	55.2	443	332476.7817
444	2013/07/15	18:58:00	00:01:00.0	55.1	55.1	0.0	55.1	444	322931.3886
445	2013/07/15	18:59:00	00:01:00.0	54.7	54.7	0.0	54.7	445	295924.8854
446	2013/07/15	19:00:00	00:01:00.0	55.3	55.3	0.0	55.3	446	338129.0537
447	2013/07/15	19:01:00	00:01:00.0	53.0	53.0	0.0	53.0	447	199941.3211
448	2013/07/15	19:02:00	00:01:00.0	53.7	53.7	0.0	53.7	448	233582.2649
449	2013/07/15	19:03:00	00:01:00.0	51.6	51.6	0.0	51.6	449	144469.2916
450	2013/07/15	19:04:00	00:01:00.0	52.9	52.9	0.0	52.9	450	196261.2103

Location 5 - Smith Hill Lane

Record #	Date	Time	Duration	LAeq	Base Leq	Penalty	Base+Penalty	count	10 ^{^(leq/10)}
451	2013/07/15	19:05:00	00:01:00.0	53.6	53.6	0.0	53.6	451	227063.1308
452	2013/07/15	19:06:00	00:01:00.0	52.4	52.4	0.0	52.4	452	173771.1382
453	2013/07/15	19:07:00	00:01:00.0	51.7	51.7	0.0	51.7	453	147094.242
454	2013/07/15	19:08:00	00:01:00.0	53.7	53.7	0.0	53.7	454	236609.7261
455	2013/07/15	19:09:00	00:01:00.0	60.9	60.9	0.0	60.9	455	1223526.265
456	2013/07/15	19:10:00	00:01:00.0	55.5	55.5	0.0	55.5	456	354441.7781
457	2013/07/15	19:11:00	00:01:00.0	53.5	53.5	0.0	53.5	457	226348.2522
458	2013/07/15	19:12:00	00:01:00.0	53.7	53.7	0.0	53.7	458	235822.5312
459	2013/07/15	19:13:00	00:01:00.0	53.0	53.0	0.0	53.0	459	200988.6529
460	2013/07/15	19:14:00	00:01:00.0	52.2	52.2	0.0	52.2	460	166512.8499
461	2013/07/15	19:15:00	00:01:00.0	52.0	52.0	0.0	52.0	461	157889.7577
462	2013/07/15	19:16:00	00:01:00.0	52.1	52.1	0.0	52.1	462	161398.9182
463	2013/07/15	19:17:00	00:01:00.0	51.8	51.8	0.0	51.8	463	150955.6634
464	2013/07/15	19:18:00	00:01:00.0	52.4	52.4	0.0	52.4	464	171867.2993
465	2013/07/15	19:19:00	00:01:00.0	53.8	53.8	0.0	53.8	465	242537.3315
466	2013/07/15	19:20:00	00:01:00.0	56.1	56.1	0.0	56.1	466	409152.0103
467	2013/07/15	19:21:00	00:01:00.0	57.0	57.0	0.0	57.0	467	504688.6397
468	2013/07/15	19:22:00	00:01:00.0	56.9	56.9	0.0	56.9	468	494320.0829
469	2013/07/15	19:23:00	00:01:00.0	56.2	56.2	0.0	56.2	469	416947.457
470	2013/07/15	19:24:00	00:01:00.0	56.6	56.6	0.0	56.6	470	456741.2725
471	2013/07/15	19:25:00	00:01:00.0	53.0	53.0	0.0	53.0	471	199121.9728
472	2013/07/15	19:26:00	00:01:00.0	52.3	52.3	0.0	52.3	472	169824.4846
473	2013/07/15	19:27:00	00:01:00.0	46.6	46.6	0.0	46.6	473	45498.1458
474	2013/07/15	19:28:00	00:01:00.0	47.6	47.6	0.0	47.6	474	56898.82552
475	2013/07/15	19:29:00	00:01:00.0	53.0	53.0	0.0	53.0	475	201536.8549
476	2013/07/15	19:30:00	00:01:00.0	53.4	53.4	0.0	53.4	476	220215.8566
477	2013/07/15	19:31:00	00:01:00.0	53.3	53.3	0.0	53.3	477	213018.0687
478	2013/07/15	19:32:00	00:01:00.0	60.9	60.9	0.0	60.9	478	1234460.515
479	2013/07/15	19:33:00	00:01:00.0	54.7	54.7	0.0	54.7	479	292244.7303
480	2013/07/15	19:34:00	00:01:00.0	53.3	53.3	0.0	53.3	480	211565.2874
481	2013/07/15	19:35:00	00:01:00.0	58.0	58.0	0.0	58.0	481	633675.4951
482	2013/07/15	19:36:00	00:01:00.0	49.4	49.4	0.0	49.4	482	87362.18168
483	2013/07/15	19:37:00	00:01:00.0	43.6	43.6	0.0	43.6	483	22718.48246
484	2013/07/15	19:38:00	00:01:00.0	43.6	43.6	0.0	43.6	484	22840.37509
485	2013/07/15	19:39:00	00:01:00.0	48.1	48.1	0.0	48.1	485	64635.59119
486	2013/07/15	19:40:00	00:01:00.0	42.2	42.2	0.0	42.2	486	16719.05282
487	2013/07/15	19:41:00	00:01:00.0	42.8	42.8	0.0	42.8	487	19267.96352
488	2013/07/15	19:42:00	00:01:00.0	39.8	39.8	0.0	39.8	488	9580.018511
489	2013/07/15	19:43:00	00:01:00.0	40.5	40.5	0.0	40.5	489	11118.4575
490	2013/07/15	19:44:00	00:01:00.0	42.9	42.9	0.0	42.9	490	19707.44994
491	2013/07/15	19:45:00	00:01:00.0	41.2	41.2	0.0	41.2	491	13202.98792
492	2013/07/15	19:46:00	00:01:00.0	44.7	44.7	0.0	44.7	492	29508.93508
493	2013/07/15	19:47:00	00:01:00.0	42.4	42.4	0.0	42.4	493	17203.70649
494	2013/07/15	19:48:00	00:01:00.0	42.2	42.2	0.0	42.2	494	16441.60802
495	2013/07/15	19:49:00	00:01:00.0	43.6	43.6	0.0	43.6	495	22884.81597

Location 5 - Smith Hill Lane

Record #	Date	Time	Duration	LAeq	Base Leq	Penalty	Base+Penalty	count	10 ^{^(leq/10)}
496	2013/07/15	19:50:00	00:01:00.0	41.7	41.7	0.0	41.7	496	14877.4355
497	2013/07/15	19:51:00	00:01:00.0	44.8	44.8	0.0	44.8	497	30071.9257
498	2013/07/15	19:52:00	00:01:00.0	56.6	56.6	0.0	56.6	498	459755.256
499	2013/07/15	19:53:00	00:01:00.0	40.4	40.4	0.0	40.4	499	11025.02951
500	2013/07/15	19:54:00	00:01:00.0	53.0	53.0	0.0	53.0	500	199189.6714
501	2013/07/15	19:55:00	00:01:00.0	52.4	52.4	0.0	52.4	501	174035.7028
502	2013/07/15	19:56:00	00:01:00.0	45.0	45.0	0.0	45.0	502	31658.23914
503	2013/07/15	19:57:00	00:01:00.0	42.4	42.4	0.0	42.4	503	17392.88815
504	2013/07/15	19:58:00	00:01:00.0	41.3	41.3	0.0	41.3	504	13491.98458
505	2013/07/15	19:59:00	00:01:00.0	40.2	40.2	0.0	40.2	505	10404.70672
506	2013/07/15	20:00:00	00:01:00.0	42.6	42.6	0.0	42.6	506	18021.30068
507	2013/07/15	20:01:00	00:01:00.0	44.7	44.7	0.0	44.7	507	29691.92268
508	2013/07/15	20:02:00	00:01:00.0	67.0	67.0	0.0	67.0	508	5009891.71
509	2013/07/15	20:03:00	00:01:00.0	48.3	48.3	0.0	48.3	509	68176.95793
510	2013/07/15	20:04:00	00:01:00.0	47.2	47.2	0.0	47.2	510	52471.9053
511	2013/07/15	20:05:00	00:01:00.0	40.9	40.9	0.0	40.9	511	12178.74591
512	2013/07/15	20:06:00	00:01:00.0	40.4	40.4	0.0	40.4	512	10872.45812
513	2013/07/15	20:07:00	00:01:00.0	47.6	47.6	0.0	47.6	513	57785.1207
514	2013/07/15	20:08:00	00:01:00.0	47.1	47.1	0.0	47.1	514	51870.45337
515	2013/07/15	20:09:00	00:01:00.0	51.0	51.0	0.0	51.0	515	124574.4127
516	2013/07/15	20:10:00	00:01:00.0	53.4	53.4	0.0	53.4	516	216356.7078
517	2013/07/15	20:11:00	00:01:00.0	42.4	42.4	0.0	42.4	517	17535.96509
518	2013/07/15	20:12:00	00:01:00.0	40.6	40.6	0.0	40.6	518	11445.10259
519	2013/07/15	20:13:00	00:01:00.0	39.8	39.8	0.0	39.8	519	9459.49264
520	2013/07/15	20:14:00	00:01:00.0	41.4	41.4	0.0	41.4	520	13900.22321
521	2013/07/15	20:15:00	00:01:00.0	40.4	40.4	0.0	40.4	521	10857.87551
522	2013/07/15	20:16:00	00:01:00.0	40.7	40.7	0.0	40.7	522	11882.44402
523	2013/07/15	20:17:00	00:01:00.0	42.3	42.3	0.0	42.3	523	17124.75109
524	2013/07/15	20:18:00	00:01:00.0	40.4	40.4	0.0	40.4	524	10980.29321
525	2013/07/15	20:19:00	00:01:00.0	41.1	41.1	0.0	41.1	525	12875.70345
526	2013/07/15	20:20:00	00:01:00.0	41.3	41.3	0.0	41.3	526	13625.54929
527	2013/07/15	20:21:00	00:01:00.0	42.1	42.1	0.0	42.1	527	16314.13632
528	2013/07/15	20:22:00	00:01:00.0	43.1	43.1	0.0	43.1	528	20535.95374
529	2013/07/15	20:23:00	00:01:00.0	42.2	42.2	0.0	42.2	529	16491.89877
530	2013/07/15	20:24:00	00:01:00.0	40.9	40.9	0.0	40.9	530	12260.2966
531	2013/07/15	20:25:00	00:01:00.0	41.7	41.7	0.0	41.7	531	14899.06542
532	2013/07/15	20:26:00	00:01:00.0	41.1	41.1	0.0	41.1	532	12842.55256
533	2013/07/15	20:27:00	00:01:00.0	42.1	42.1	0.0	42.1	533	16235.17028
534	2013/07/15	20:28:00	00:01:00.0	53.9	53.9	0.0	53.9	534	244964.1632
535	2013/07/15	20:29:00	00:01:00.0	50.8	50.8	0.0	50.8	535	120912.8925
536	2013/07/15	20:30:00	00:01:00.0	42.3	42.3	0.0	42.3	536	17034.78253
537	2013/07/15	20:31:00	00:01:00.0	40.9	40.9	0.0	40.9	537	12356.51661
538	2013/07/15	20:32:00	00:01:00.0	41.7	41.7	0.0	41.7	538	14627.42902
539	2013/07/15	20:33:00	00:01:00.0	41.6	41.6	0.0	41.6	539	14334.95996
540	2013/07/15	20:34:00	00:01:00.0	42.0	42.0	0.0	42.0	540	15734.41447

Location 5 - Smith Hill Lane

Record #	Date	Time	Duration	LAeq	Base Leq	Penalty	Base+Penalty	count	10 ^(leq/10)
541	2013/07/15	20:35:00	00:01:00.0	44.5	44.5	0.0	44.5	541	27902.99772
542	2013/07/15	20:36:00	00:01:00.0	45.7	45.7	0.0	45.7	542	37465.67621
543	2013/07/15	20:37:00	00:01:00.0	44.4	44.4	0.0	44.4	543	27549.50694
544	2013/07/15	20:38:00	00:01:00.0	43.7	43.7	0.0	43.7	544	23514.82253
545	2013/07/15	20:39:00	00:01:00.0	46.3	46.3	0.0	46.3	545	43136.35502
546	2013/07/15	20:40:00	00:01:00.0	44.8	44.8	0.0	44.8	546	29938.98732
547	2013/07/15	20:41:00	00:01:00.0	44.4	44.4	0.0	44.4	547	27530.90453
548	2013/07/15	20:42:00	00:01:00.0	46.5	46.5	0.0	46.5	548	45044.19602
549	2013/07/15	20:43:00	00:01:00.0	44.4	44.4	0.0	44.4	549	27528.82493
550	2013/07/15	20:44:00	00:01:00.0	43.0	43.0	0.0	43.0	550	19961.75614
551	2013/07/15	20:45:00	00:01:00.0	43.8	43.8	0.0	43.8	551	24106.01781
552	2013/07/15	20:46:00	00:01:00.0	48.0	48.0	0.0	48.0	552	63110.42277
553	2013/07/15	20:47:00	00:01:00.0	41.3	41.3	0.0	41.3	553	13621.49267
554	2013/07/15	20:48:00	00:01:00.0	40.7	40.7	0.0	40.7	554	11758.49642
555	2013/07/15	20:49:00	00:01:00.0	42.1	42.1	0.0	42.1	555	16181.25576
556	2013/07/15	20:50:00	00:01:00.0	43.4	43.4	0.0	43.4	556	21734.69877
557	2013/07/15	20:51:00	00:01:00.0	42.8	42.8	0.0	42.8	557	18947.12231
558	2013/07/15	20:52:00	00:01:00.0	43.5	43.5	0.0	43.5	558	22360.7394
559	2013/07/15	20:53:00	00:01:00.0	43.4	43.4	0.0	43.4	559	22060.96454
560	2013/07/15	20:54:00	00:01:00.0	47.5	47.5	0.0	47.5	560	56490.72618
561	2013/07/15	20:55:00	00:01:00.0	43.5	43.5	0.0	43.5	561	22353.72869
562	2013/07/15	20:56:00	00:01:00.0	47.7	47.7	0.0	47.7	562	58853.5576
563	2013/07/15	20:57:00	00:01:00.0	41.0	41.0	0.0	41.0	563	12453.99495
564	2013/07/15	20:58:00	00:01:00.0	38.5	38.5	0.0	38.5	564	7051.307486
565	2013/07/15	20:59:00	00:01:00.0	45.7	45.7	0.0	45.7	565	37206.04265
566	2013/07/15	21:00:00	00:01:00.0	43.0	43.0	0.0	43.0	566	19844.39849
567	2013/07/15	21:01:00	00:01:00.0	41.5	41.5	0.0	41.5	567	14107.66899
568	2013/07/15	21:02:00	00:01:00.0	39.6	39.6	0.0	39.6	568	9174.362846
569	2013/07/15	21:03:00	00:01:00.0	38.7	38.7	0.0	38.7	569	7413.546505
570	2013/07/15	21:04:00	00:01:00.0	39.3	39.3	0.0	39.3	570	8600.146397
571	2013/07/15	21:05:00	00:01:00.0	40.2	40.2	0.0	40.2	571	10451.41174
572	2013/07/15	21:06:00	00:01:00.0	45.6	45.6	0.0	45.6	572	35965.4032
573	2013/07/15	21:07:00	00:01:00.0	41.6	41.6	0.0	41.6	573	14558.37902
574	2013/07/15	21:08:00	00:01:00.0	40.3	40.3	0.0	40.3	574	10770.13686
575	2013/07/15	21:09:00	00:01:00.0	44.6	44.6	0.0	44.6	575	28795.55205
576	2013/07/15	21:10:00	00:01:00.0	43.1	43.1	0.0	43.1	576	20399.3387
577	2013/07/15	21:11:00	00:01:00.0	44.3	44.3	0.0	44.3	577	26761.19442
578	2013/07/15	21:12:00	00:01:00.0	43.9	43.9	0.0	43.9	578	24639.12119
579	2013/07/15	21:13:00	00:01:00.0	45.3	45.3	0.0	45.3	579	33782.12036
580	2013/07/15	21:14:00	00:01:00.0	48.1	48.1	0.0	48.1	580	65045.02895
581	2013/07/15	21:15:00	00:01:00.0	48.5	48.5	0.0	48.5	581	70886.29641
582	2013/07/15	21:16:00	00:01:00.0	48.9	48.9	0.0	48.9	582	77708.17151
583	2013/07/15	21:17:00	00:01:00.0	49.8	49.8	0.0	49.8	583	94457.92882
584	2013/07/15	21:18:00	00:01:00.0	50.1	50.1	0.0	50.1	584	103197.4161
585	2013/07/15	21:19:00	00:01:00.0	50.2	50.2	0.0	50.2	585	104195.8674

Location 5 - Smith Hill Lane

Record #	Date	Time	Duration	LAeq	Base Leq	Penalty	Base+Penalty	count	10 ^{^(leq/10)}
586	2013/07/15	21:20:00	00:01:00.0	51.2	51.2	0.0	51.2	586	130573.2648
587	2013/07/15	21:21:00	00:01:00.0	51.2	51.2	0.0	51.2	587	131753.8102
588	2013/07/15	21:22:00	00:01:00.0	51.5	51.5	0.0	51.5	588	142043.068
589	2013/07/15	21:23:00	00:01:00.0	51.5	51.5	0.0	51.5	589	140660.8189
590	2013/07/15	21:24:00	00:01:00.0	52.1	52.1	0.0	52.1	590	160343.9458
591	2013/07/15	21:25:00	00:01:00.0	52.4	52.4	0.0	52.4	591	172050.9677
592	2013/07/15	21:26:00	00:01:00.0	52.6	52.6	0.0	52.6	592	182674.3418
593	2013/07/15	21:27:00	00:01:00.0	53.0	53.0	0.0	53.0	593	200578.7884
594	2013/07/15	21:28:00	00:01:00.0	53.3	53.3	0.0	53.3	594	211869.899
595	2013/07/15	21:29:00	00:01:00.0	53.4	53.4	0.0	53.4	595	217185.5376
596	2013/07/15	21:30:00	00:01:00.0	53.7	53.7	0.0	53.7	596	233505.5436
597	2013/07/15	21:31:00	00:01:00.0	54.0	54.0	0.0	54.0	597	250504.9428
598	2013/07/15	21:32:00	00:01:00.0	54.7	54.7	0.0	54.7	598	294358.0282
599	2013/07/15	21:33:00	00:01:00.0	54.1	54.1	0.0	54.1	599	256515.097
600	2013/07/15	21:34:00	00:01:00.0	54.2	54.2	0.0	54.2	600	261166.929
601	2013/07/15	21:35:00	00:01:00.0	54.1	54.1	0.0	54.1	601	259304.6761
602	2013/07/15	21:36:00	00:01:00.0	54.2	54.2	0.0	54.2	602	263833.2324
603	2013/07/15	21:37:00	00:01:00.0	54.3	54.3	0.0	54.3	603	269657.2323
604	2013/07/15	21:38:00	00:01:00.0	54.4	54.4	0.0	54.4	604	274266.8345
605	2013/07/15	21:39:00	00:01:00.0	54.9	54.9	0.0	54.9	605	307952.5541
606	2013/07/15	21:40:00	00:01:00.0	55.2	55.2	0.0	55.2	606	329790.1545
607	2013/07/15	21:41:00	00:01:00.0	55.3	55.3	0.0	55.3	607	335586.5293
608	2013/07/15	21:42:00	00:01:00.0	56.1	56.1	0.0	56.1	608	410599.654
609	2013/07/15	21:43:00	00:01:00.0	56.3	56.3	0.0	56.3	609	431007.5356
610	2013/07/15	21:44:00	00:01:00.0	56.8	56.8	0.0	56.8	610	482601.6372
611	2013/07/15	21:45:00	00:01:00.0	56.8	56.8	0.0	56.8	611	478268.59
612	2013/07/15	21:46:00	00:01:00.0	56.5	56.5	0.0	56.5	612	450466.887
613	2013/07/15	21:47:00	00:01:00.0	55.5	55.5	0.0	55.5	613	353985.9733
614	2013/07/15	21:48:00	00:01:00.0	55.5	55.5	0.0	55.5	614	355595.2599
615	2013/07/15	21:49:00	00:01:00.0	55.8	55.8	0.0	55.8	615	376075.168
616	2013/07/15	21:50:00	00:01:00.0	57.4	57.4	0.0	57.4	616	543713.673
617	2013/07/15	21:51:00	00:01:00.0	57.1	57.1	0.0	57.1	617	517698.6063
618	2013/07/15	21:52:00	00:01:00.0	57.3	57.3	0.0	57.3	618	537595.6922
619	2013/07/15	21:53:00	00:01:00.0	57.2	57.2	0.0	57.2	619	520808.709
620	2013/07/15	21:54:00	00:01:00.0	57.2	57.2	0.0	57.2	620	518980.7085
621	2013/07/15	21:55:00	00:01:00.0	57.0	57.0	0.0	57.0	621	506070.526
622	2013/07/15	21:56:00	00:01:00.0	57.1	57.1	0.0	57.1	622	518200.4156
623	2013/07/15	21:57:00	00:01:00.0	57.3	57.3	0.0	57.3	623	538606.6904
624	2013/07/15	21:58:00	00:01:00.0	57.1	57.1	0.0	57.1	624	509727.8152
625	2013/07/15	21:59:00	00:01:00.0	57.1	57.1	0.0	57.1	625	512517.1525
626	2013/07/15	22:00:00	00:01:00.0	56.9	56.9	10.0	66.9	626	4941433.974
627	2013/07/15	22:01:00	00:01:00.0	57.0	57.0	10.0	67.0	627	5062630.377
628	2013/07/15	22:02:00	00:01:00.0	57.0	57.0	10.0	67.0	628	5063159.58
629	2013/07/15	22:03:00	00:01:00.0	56.9	56.9	10.0	66.9	629	4849136.034
630	2013/07/15	22:04:00	00:01:00.0	57.4	57.4	10.0	67.4	630	5530517.974

Location 5 - Smith Hill Lane

Record #	Date	Time	Duration	LAeq	Base Leq	Penalty	Base+Penalty	count	10 ^{^(leq/10)}
631	2013/07/15	22:05:00	00:01:00.0	57.6	57.6	10.0	67.6	631	5744413.336
632	2013/07/15	22:06:00	00:01:00.0	57.6	57.6	10.0	67.6	632	5741432.101
633	2013/07/15	22:07:00	00:01:00.0	57.5	57.5	10.0	67.5	633	5575346.924
634	2013/07/15	22:08:00	00:01:00.0	57.5	57.5	10.0	67.5	634	5678718.433
635	2013/07/15	22:09:00	00:01:00.0	57.5	57.5	10.0	67.5	635	5598603.114
636	2013/07/15	22:10:00	00:01:00.0	57.4	57.4	10.0	67.4	636	5433193.351
637	2013/07/15	22:11:00	00:01:00.0	57.4	57.4	10.0	67.4	637	5547341.859
638	2013/07/15	22:12:00	00:01:00.0	57.6	57.6	10.0	67.6	638	5702470.928
639	2013/07/15	22:13:00	00:01:00.0	57.3	57.3	10.0	67.3	639	5426702.084
640	2013/07/15	22:14:00	00:01:00.0	57.5	57.5	10.0	67.5	640	5649434.853
641	2013/07/15	22:15:00	00:01:00.0	57.5	57.5	10.0	67.5	641	5605063.681
642	2013/07/15	22:16:00	00:01:00.0	57.4	57.4	10.0	67.4	642	5495439.631
643	2013/07/15	22:17:00	00:01:00.0	57.5	57.5	10.0	67.5	643	5671042.112
644	2013/07/15	22:18:00	00:01:00.0	56.8	56.8	10.0	66.8	644	4782480.057
645	2013/07/15	22:19:00	00:01:00.0	56.7	56.7	10.0	66.7	645	4659780.703
646	2013/07/15	22:20:00	00:01:00.0	56.6	56.6	10.0	66.6	646	4554956.861
647	2013/07/15	22:21:00	00:01:00.0	56.7	56.7	10.0	66.7	647	4696908.042
648	2013/07/15	22:22:00	00:01:00.0	56.5	56.5	10.0	66.5	648	4504593.693
649	2013/07/15	22:23:00	00:01:00.0	56.4	56.4	10.0	66.4	649	4379154.102
650	2013/07/15	22:24:00	00:01:00.0	56.5	56.5	10.0	66.5	650	4502311.264
651	2013/07/15	22:25:00	00:01:00.0	56.7	56.7	10.0	66.7	651	4718551.18
652	2013/07/15	22:26:00	00:01:00.0	56.8	56.8	10.0	66.8	652	4784064.01
653	2013/07/15	22:27:00	00:01:00.0	56.8	56.8	10.0	66.8	653	4801496.846
654	2013/07/15	22:28:00	00:01:00.0	56.6	56.6	10.0	66.6	654	4547836.79
655	2013/07/15	22:29:00	00:01:00.0	56.7	56.7	10.0	66.7	655	4630245.509
656	2013/07/15	22:30:00	00:01:00.0	56.7	56.7	10.0	66.7	656	4630900.351
657	2013/07/15	22:31:00	00:01:00.0	56.7	56.7	10.0	66.7	657	4641463.807
658	2013/07/15	22:32:00	00:01:00.0	56.7	56.7	10.0	66.7	658	4630941.027
659	2013/07/15	22:33:00	00:01:00.0	56.8	56.8	10.0	66.8	659	4795115.834
660	2013/07/15	22:34:00	00:01:00.0	56.8	56.8	10.0	66.8	660	4771608.238
661	2013/07/15	22:35:00	00:01:00.0	56.8	56.8	10.0	66.8	661	4732036.275
662	2013/07/15	22:36:00	00:01:00.0	56.9	56.9	10.0	66.9	662	4873308.084
663	2013/07/15	22:37:00	00:01:00.0	56.8	56.8	10.0	66.8	663	4733229.33
664	2013/07/15	22:38:00	00:01:00.0	56.9	56.9	10.0	66.9	664	4904238.634
665	2013/07/15	22:39:00	00:01:00.0	56.8	56.8	10.0	66.8	665	4813320.307
666	2013/07/15	22:40:00	00:01:00.0	56.8	56.8	10.0	66.8	666	4755190.197
667	2013/07/15	22:41:00	00:01:00.0	56.9	56.9	10.0	66.9	667	4907030.83
668	2013/07/15	22:42:00	00:01:00.0	56.8	56.8	10.0	66.8	668	4822295.955
669	2013/07/15	22:43:00	00:01:00.0	56.8	56.8	10.0	66.8	669	4812314.182
670	2013/07/15	22:44:00	00:01:00.0	57.0	57.0	10.0	67.0	670	4958982.876
671	2013/07/15	22:45:00	00:01:00.0	57.0	57.0	10.0	67.0	671	5015611.25
672	2013/07/15	22:46:00	00:01:00.0	57.0	57.0	10.0	67.0	672	4971748.719
673	2013/07/15	22:47:00	00:01:00.0	56.9	56.9	10.0	66.9	673	4919559.225
674	2013/07/15	22:48:00	00:01:00.0	56.8	56.8	10.0	66.8	674	4818455.666
675	2013/07/15	22:49:00	00:01:00.0	56.8	56.8	10.0	66.8	675	4737630.02

Location 5 - Smith Hill Lane

Record #	Date	Time	Duration	LAeq	Base Leq	Penalty	Base+Penalty	count	10 ^{^(leq/10)}
676	2013/07/15	22:50:00	00:01:00.0	56.7	56.7	10.0	66.7	676	4668744.787
677	2013/07/15	22:51:00	00:01:00.0	56.6	56.6	10.0	66.6	677	4552424.981
678	2013/07/15	22:52:00	00:01:00.0	56.7	56.7	10.0	66.7	678	4648591.63
679	2013/07/15	22:53:00	00:01:00.0	56.7	56.7	10.0	66.7	679	4730531.875
680	2013/07/15	22:54:00	00:01:00.0	56.6	56.6	10.0	66.6	680	4573205.513
681	2013/07/15	22:55:00	00:01:00.0	56.8	56.8	10.0	66.8	681	4786089.881
682	2013/07/15	22:56:00	00:01:00.0	56.7	56.7	10.0	66.7	682	4643364.034
683	2013/07/15	22:57:00	00:01:00.0	56.7	56.7	10.0	66.7	683	4721428.422
684	2013/07/15	22:58:00	00:01:00.0	57.0	57.0	10.0	67.0	684	5034259.258
685	2013/07/15	22:59:00	00:01:00.0	56.9	56.9	10.0	66.9	685	4901857.044
686	2013/07/15	23:00:00	00:01:00.0	56.8	56.8	10.0	66.8	686	4816297.64
687	2013/07/15	23:01:00	00:01:00.0	56.7	56.7	10.0	66.7	687	4680467.461
688	2013/07/15	23:02:00	00:01:00.0	56.6	56.6	10.0	66.6	688	4555721.101
689	2013/07/15	23:03:00	00:01:00.0	56.4	56.4	10.0	66.4	689	4402301.772
690	2013/07/15	23:04:00	00:01:00.0	56.5	56.5	10.0	66.5	690	4448710.825
691	2013/07/15	23:05:00	00:01:00.0	56.5	56.5	10.0	66.5	691	4513041.211
692	2013/07/15	23:06:00	00:01:00.0	56.5	56.5	10.0	66.5	692	4471770.509
693	2013/07/15	23:07:00	00:01:00.0	56.5	56.5	10.0	66.5	693	4466769.222
694	2013/07/15	23:08:00	00:01:00.0	56.5	56.5	10.0	66.5	694	4427453.638
695	2013/07/15	23:09:00	00:01:00.0	56.6	56.6	10.0	66.6	695	4533554.36
696	2013/07/15	23:10:00	00:01:00.0	56.4	56.4	10.0	66.4	696	4401656.058
697	2013/07/15	23:11:00	00:01:00.0	56.5	56.5	10.0	66.5	697	4438897.96
698	2013/07/15	23:12:00	00:01:00.0	56.6	56.6	10.0	66.6	698	4533857.011
699	2013/07/15	23:13:00	00:01:00.0	56.5	56.5	10.0	66.5	699	4465223.646
700	2013/07/15	23:14:00	00:01:00.0	56.4	56.4	10.0	66.4	700	4344111.109
701	2013/07/15	23:15:00	00:01:00.0	56.3	56.3	10.0	66.3	701	4267765.78
702	2013/07/15	23:16:00	00:01:00.0	56.1	56.1	10.0	66.1	702	4059506.168
703	2013/07/15	23:17:00	00:01:00.0	56.0	56.0	10.0	66.0	703	4024938.198
704	2013/07/15	23:18:00	00:01:00.0	55.9	55.9	10.0	65.9	704	3915468.525
705	2013/07/15	23:19:00	00:01:00.0	55.9	55.9	10.0	65.9	705	3884535.239
706	2013/07/15	23:20:00	00:01:00.0	55.9	55.9	10.0	65.9	706	3886661.525
707	2013/07/15	23:21:00	00:01:00.0	55.9	55.9	10.0	65.9	707	3872924.375
708	2013/07/15	23:22:00	00:01:00.0	55.9	55.9	10.0	65.9	708	3851379.394
709	2013/07/15	23:23:00	00:01:00.0	55.8	55.8	10.0	65.8	709	3811559.93
710	2013/07/15	23:24:00	00:01:00.0	55.9	55.9	10.0	65.9	710	3848633.44
711	2013/07/15	23:25:00	00:01:00.0	55.7	55.7	10.0	65.7	711	3729818.497
712	2013/07/15	23:26:00	00:01:00.0	55.7	55.7	10.0	65.7	712	3748937.789
713	2013/07/15	23:27:00	00:01:00.0	55.9	55.9	10.0	65.9	713	3934474.906
714	2013/07/15	23:28:00	00:01:00.0	55.8	55.8	10.0	65.8	714	3785987.439
715	2013/07/15	23:29:00	00:01:00.0	55.8	55.8	10.0	65.8	715	3781517.303
716	2013/07/15	23:30:00	00:01:00.0	55.8	55.8	10.0	65.8	716	3843717.939
717	2013/07/15	23:31:00	00:01:00.0	55.9	55.9	10.0	65.9	717	3891529.397
718	2013/07/15	23:32:00	00:01:00.0	56.0	56.0	10.0	66.0	718	4018907.842
719	2013/07/15	23:33:00	00:01:00.0	56.1	56.1	10.0	66.1	719	4028584.817
720	2013/07/15	23:34:00	00:01:00.0	55.8	55.8	10.0	65.8	720	3810103.852

Location 5 - Smith Hill Lane

Record #	Date	Time	Duration	LAeq	Base Leq	Penalty	Base+Penalty	count	10 ^{^(leq/10)}
721	2013/07/15	23:35:00	00:01:00.0	55.8	55.8	10.0	65.8	721	3803646.914
722	2013/07/15	23:36:00	00:01:00.0	55.8	55.8	10.0	65.8	722	3818784.942
723	2013/07/15	23:37:00	00:01:00.0	55.8	55.8	10.0	65.8	723	3758572.122
724	2013/07/15	23:38:00	00:01:00.0	55.7	55.7	10.0	65.7	724	3693782.45
725	2013/07/15	23:39:00	00:01:00.0	55.8	55.8	10.0	65.8	725	3808892.551
726	2013/07/15	23:40:00	00:01:00.0	55.2	55.2	10.0	65.2	726	3347077.994
727	2013/07/15	23:41:00	00:01:00.0	55.5	55.5	10.0	65.5	727	3568925.946
728	2013/07/15	23:42:00	00:01:00.0	55.5	55.5	10.0	65.5	728	3527964.947
729	2013/07/15	23:43:00	00:01:00.0	55.6	55.6	10.0	65.6	729	3665350.617
730	2013/07/15	23:44:00	00:01:00.0	55.7	55.7	10.0	65.7	730	3706672.555
731	2013/07/15	23:45:00	00:01:00.0	55.3	55.3	10.0	65.3	731	3422980.091
732	2013/07/15	23:46:00	00:01:00.0	55.6	55.6	10.0	65.6	732	3661695.065
733	2013/07/15	23:47:00	00:01:00.0	55.7	55.7	10.0	65.7	733	3677747.373
734	2013/07/15	23:48:00	00:01:00.0	54.5	54.5	10.0	64.5	734	2847546.503
735	2013/07/15	23:49:00	00:01:00.0	55.2	55.2	10.0	65.2	735	3276474.553
736	2013/07/15	23:50:00	00:01:00.0	54.8	54.8	10.0	64.8	736	2991338.46
737	2013/07/15	23:51:00	00:01:00.0	54.8	54.8	10.0	64.8	737	3042120.566
738	2013/07/15	23:52:00	00:01:00.0	55.0	55.0	10.0	65.0	738	3171003.129
739	2013/07/15	23:53:00	00:01:00.0	54.9	54.9	10.0	64.9	739	3067221.017
740	2013/07/15	23:54:00	00:01:00.0	54.2	54.2	10.0	64.2	740	2658893.411
741	2013/07/15	23:55:00	00:01:00.0	54.6	54.6	10.0	64.6	741	2866682.082
742	2013/07/15	23:56:00	00:01:00.0	54.5	54.5	10.0	64.5	742	2832230.537
743	2013/07/15	23:57:00	00:01:00.0	54.7	54.7	10.0	64.7	743	2955819.759
744	2013/07/15	23:58:00	00:01:00.0	54.3	54.3	10.0	64.3	744	2690558.113
745	2013/07/15	23:59:00	00:01:00.0	54.2	54.2	10.0	64.2	745	2616355.549
746	2013/07/16	00:00:00	00:01:00.0	54.7	54.7	10.0	64.7	746	2974885.853
747	2013/07/16	00:01:00	00:01:00.0	54.8	54.8	10.0	64.8	747	2986245.467
748	2013/07/16	00:02:00	00:01:00.0	54.6	54.6	10.0	64.6	748	2878356.564
749	2013/07/16	00:03:00	00:01:00.0	54.7	54.7	10.0	64.7	749	2930696.362
750	2013/07/16	00:04:00	00:01:00.0	54.5	54.5	10.0	64.5	750	2799936.179
751	2013/07/16	00:05:00	00:01:00.0	54.2	54.2	10.0	64.2	751	2615948.814
752	2013/07/16	00:06:00	00:01:00.0	54.4	54.4	10.0	64.4	752	2749016.347
753	2013/07/16	00:07:00	00:01:00.0	53.8	53.8	10.0	63.8	753	2426511.198
754	2013/07/16	00:08:00	00:01:00.0	53.7	53.7	10.0	63.7	754	2350451.812
755	2013/07/16	00:09:00	00:01:00.0	53.9	53.9	10.0	63.9	755	2440012.46
756	2013/07/16	00:10:00	00:01:00.0	54.0	54.0	10.0	64.0	756	2518638.116
757	2013/07/16	00:11:00	00:01:00.0	53.7	53.7	10.0	63.7	757	2319277.05
758	2013/07/16	00:12:00	00:01:00.0	54.3	54.3	10.0	64.3	758	2718095.773
759	2013/07/16	00:13:00	00:01:00.0	54.5	54.5	10.0	64.5	759	2805724.133
760	2013/07/16	00:14:00	00:01:00.0	54.2	54.2	10.0	64.2	760	2624549.658
761	2013/07/16	00:15:00	00:01:00.0	54.2	54.2	10.0	64.2	761	2652094.186
762	2013/07/16	00:16:00	00:01:00.0	54.4	54.4	10.0	64.4	762	2726610.915
763	2013/07/16	00:17:00	00:01:00.0	54.5	54.5	10.0	64.5	763	2787999.32
764	2013/07/16	00:18:00	00:01:00.0	54.5	54.5	10.0	64.5	764	2817323.585
765	2013/07/16	00:19:00	00:01:00.0	54.4	54.4	10.0	64.4	765	2735097.477

Location 5 - Smith Hill Lane

Record #	Date	Time	Duration	LAeq	Base Leq	Penalty	Base+Penalty	count	10 ^{^(leq/10)}
766	2013/07/16	00:20:00	00:01:00.0	54.5	54.5	10.0	64.5	766	2836238.626
767	2013/07/16	00:21:00	00:01:00.0	54.6	54.6	10.0	64.6	767	2868019.45
768	2013/07/16	00:22:00	00:01:00.0	54.3	54.3	10.0	64.3	768	2687265.694
769	2013/07/16	00:23:00	00:01:00.0	54.3	54.3	10.0	64.3	769	2667684.657
770	2013/07/16	00:24:00	00:01:00.0	54.4	54.4	10.0	64.4	770	2757199.658
771	2013/07/16	00:25:00	00:01:00.0	54.5	54.5	10.0	64.5	771	2849425.516
772	2013/07/16	00:26:00	00:01:00.0	54.7	54.7	10.0	64.7	772	2931036.179
773	2013/07/16	00:27:00	00:01:00.0	54.5	54.5	10.0	64.5	773	2832976.957
774	2013/07/16	00:28:00	00:01:00.0	54.6	54.6	10.0	64.6	774	2915726.988
775	2013/07/16	00:29:00	00:01:00.0	54.7	54.7	10.0	64.7	775	2922591.058
776	2013/07/16	00:30:00	00:01:00.0	54.5	54.5	10.0	64.5	776	2806308.269
777	2013/07/16	00:31:00	00:01:00.0	54.3	54.3	10.0	64.3	777	2700789.319
778	2013/07/16	00:32:00	00:01:00.0	54.1	54.1	10.0	64.1	778	2582298.115
779	2013/07/16	00:33:00	00:01:00.0	54.4	54.4	10.0	64.4	779	2747657.239
780	2013/07/16	00:34:00	00:01:00.0	54.0	54.0	10.0	64.0	780	2537125.138
781	2013/07/16	00:35:00	00:01:00.0	54.0	54.0	10.0	64.0	781	2519576.3
782	2013/07/16	00:36:00	00:01:00.0	53.6	53.6	10.0	63.6	782	2297680.278
783	2013/07/16	00:37:00	00:01:00.0	54.2	54.2	10.0	64.2	783	2614138.804
784	2013/07/16	00:38:00	00:01:00.0	54.0	54.0	10.0	64.0	784	2537403.719
785	2013/07/16	00:39:00	00:01:00.0	54.0	54.0	10.0	64.0	785	2486363.671
786	2013/07/16	00:40:00	00:01:00.0	54.3	54.3	10.0	64.3	786	2706495.935
787	2013/07/16	00:41:00	00:01:00.0	54.6	54.6	10.0	64.6	787	2872595.394
788	2013/07/16	00:42:00	00:01:00.0	54.0	54.0	10.0	64.0	788	2526270.988
789	2013/07/16	00:43:00	00:01:00.0	54.1	54.1	10.0	64.1	789	2574667.83
790	2013/07/16	00:44:00	00:01:00.0	54.2	54.2	10.0	64.2	790	2614134.212
791	2013/07/16	00:45:00	00:01:00.0	54.0	54.0	10.0	64.0	791	2502159.834
792	2013/07/16	00:46:00	00:01:00.0	54.1	54.1	10.0	64.1	792	2554980.223
793	2013/07/16	00:47:00	00:01:00.0	54.1	54.1	10.0	64.1	793	2584113.316
794	2013/07/16	00:48:00	00:01:00.0	54.4	54.4	10.0	64.4	794	2767409.583
795	2013/07/16	00:49:00	00:01:00.0	54.3	54.3	10.0	64.3	795	2695478.262
796	2013/07/16	00:50:00	00:01:00.0	54.7	54.7	10.0	64.7	796	2949895.77
797	2013/07/16	00:51:00	00:01:00.0	54.7	54.7	10.0	64.7	797	2981074.734
798	2013/07/16	00:52:00	00:01:00.0	54.7	54.7	10.0	64.7	798	2929280.88
799	2013/07/16	00:53:00	00:01:00.0	54.6	54.6	10.0	64.6	799	2907614.559
800	2013/07/16	00:54:00	00:01:00.0	54.6	54.6	10.0	64.6	800	2916346.834
801	2013/07/16	00:55:00	00:01:00.0	54.1	54.1	10.0	64.1	801	2591059.138
802	2013/07/16	00:56:00	00:01:00.0	54.5	54.5	10.0	64.5	802	2801970.817
803	2013/07/16	00:57:00	00:01:00.0	54.4	54.4	10.0	64.4	803	2784572.988
804	2013/07/16	00:58:00	00:01:00.0	54.5	54.5	10.0	64.5	804	2812210.669
805	2013/07/16	00:59:00	00:01:00.0	54.0	54.0	10.0	64.0	805	2525545.482
806	2013/07/16	01:00:00	00:01:00.0	54.1	54.1	10.0	64.1	806	2598938.881
807	2013/07/16	01:01:00	00:01:00.0	54.1	54.1	10.0	64.1	807	2553394.059
808	2013/07/16	01:02:00	00:01:00.0	54.1	54.1	10.0	64.1	808	2573435.607
809	2013/07/16	01:03:00	00:01:00.0	54.2	54.2	10.0	64.2	809	2604711.688
810	2013/07/16	01:04:00	00:01:00.0	57.1	57.1	10.0	67.1	810	5179792.502

Location 5 - Smith Hill Lane

Record #	Date	Time	Duration	LAeq	Base Leq	Penalty	Base+Penalty	count	10 ^{^(leq/10)}
811	2013/07/16	01:05:00	00:01:00.0	56.0	56.0	10.0	66.0	811	3973099.909
812	2013/07/16	01:06:00	00:01:00.0	53.8	53.8	10.0	63.8	812	2376023.203
813	2013/07/16	01:07:00	00:01:00.0	54.0	54.0	10.0	64.0	813	2527154.302
814	2013/07/16	01:08:00	00:01:00.0	54.7	54.7	10.0	64.7	814	2921977.584
815	2013/07/16	01:09:00	00:01:00.0	54.3	54.3	10.0	64.3	815	2721595.689
816	2013/07/16	01:10:00	00:01:00.0	54.7	54.7	10.0	64.7	816	2940724.643
817	2013/07/16	01:11:00	00:01:00.0	55.3	55.3	10.0	65.3	817	3423325.871
818	2013/07/16	01:12:00	00:01:00.0	55.7	55.7	10.0	65.7	818	3751339.112
819	2013/07/16	01:13:00	00:01:00.0	55.5	55.5	10.0	65.5	819	3517283.931
820	2013/07/16	01:14:00	00:01:00.0	55.3	55.3	10.0	65.3	820	3385804.996
821	2013/07/16	01:15:00	00:01:00.0	54.4	54.4	10.0	64.4	821	2745529.4
822	2013/07/16	01:16:00	00:01:00.0	54.2	54.2	10.0	64.2	822	2647606.69
823	2013/07/16	01:17:00	00:01:00.0	54.9	54.9	10.0	64.9	823	3097242.352
824	2013/07/16	01:18:00	00:01:00.0	55.0	55.0	10.0	65.0	824	3175499.007
825	2013/07/16	01:19:00	00:01:00.0	55.2	55.2	10.0	65.2	825	3282221.088
826	2013/07/16	01:20:00	00:01:00.0	55.3	55.3	10.0	65.3	826	3372741.786
827	2013/07/16	01:21:00	00:01:00.0	55.2	55.2	10.0	65.2	827	3316836.82
828	2013/07/16	01:22:00	00:01:00.0	55.2	55.2	10.0	65.2	828	3334714.827
829	2013/07/16	01:23:00	00:01:00.0	55.1	55.1	10.0	65.1	829	3273198.212
830	2013/07/16	01:24:00	00:01:00.0	55.4	55.4	10.0	65.4	830	3463516.109
831	2013/07/16	01:25:00	00:01:00.0	55.3	55.3	10.0	65.3	831	3364353.537
832	2013/07/16	01:26:00	00:01:00.0	55.3	55.3	10.0	65.3	832	3375646.289
833	2013/07/16	01:27:00	00:01:00.0	55.2	55.2	10.0	65.2	833	3347757.194
834	2013/07/16	01:28:00	00:01:00.0	55.1	55.1	10.0	65.1	834	3200811.407
835	2013/07/16	01:29:00	00:01:00.0	55.1	55.1	10.0	65.1	835	3232100.551
836	2013/07/16	01:30:00	00:01:00.0	55.1	55.1	10.0	65.1	836	3225843.85
837	2013/07/16	01:31:00	00:01:00.0	55.1	55.1	10.0	65.1	837	3259615.9
838	2013/07/16	01:32:00	00:01:00.0	55.0	55.0	10.0	65.0	838	3184322.489
839	2013/07/16	01:33:00	00:01:00.0	55.1	55.1	10.0	65.1	839	3222705.888
840	2013/07/16	01:34:00	00:01:00.0	53.9	53.9	10.0	63.9	840	2443220.832
841	2013/07/16	01:35:00	00:01:00.0	53.3	53.3	10.0	63.3	841	2136525.592
842	2013/07/16	01:36:00	00:01:00.0	54.1	54.1	10.0	64.1	842	2546582.757
843	2013/07/16	01:37:00	00:01:00.0	54.5	54.5	10.0	64.5	843	2809250.516
844	2013/07/16	01:38:00	00:01:00.0	54.9	54.9	10.0	64.9	844	3061063.005
845	2013/07/16	01:39:00	00:01:00.0	54.5	54.5	10.0	64.5	845	2850396.783
846	2013/07/16	01:40:00	00:01:00.0	54.3	54.3	10.0	64.3	846	2685993.737
847	2013/07/16	01:41:00	00:01:00.0	54.1	54.1	10.0	64.1	847	2597015.175
848	2013/07/16	01:42:00	00:01:00.0	54.2	54.2	10.0	64.2	848	2608801.069
849	2013/07/16	01:43:00	00:01:00.0	54.1	54.1	10.0	64.1	849	2598676.369
850	2013/07/16	01:44:00	00:01:00.0	54.3	54.3	10.0	64.3	850	2695090.001
851	2013/07/16	01:45:00	00:01:00.0	54.3	54.3	10.0	64.3	851	2697545.985
852	2013/07/16	01:46:00	00:01:00.0	53.9	53.9	10.0	63.9	852	2457743.176
853	2013/07/16	01:47:00	00:01:00.0	54.2	54.2	10.0	64.2	853	2655733.046
854	2013/07/16	01:48:00	00:01:00.0	53.8	53.8	10.0	63.8	854	2399302.417
855	2013/07/16	01:49:00	00:01:00.0	53.8	53.8	10.0	63.8	855	2393137.58

Location 5 - Smith Hill Lane

Record #	Date	Time	Duration	LAeq	Base Leq	Penalty	Base+Penalty	count	10 ^{^(leq/10)}
856	2013/07/16	01:50:00	00:01:00.0	54.1	54.1	10.0	64.1	856	2568539.68
857	2013/07/16	01:51:00	00:01:00.0	53.6	53.6	10.0	63.6	857	2274489.848
858	2013/07/16	01:52:00	00:01:00.0	53.8	53.8	10.0	63.8	858	2404200.949
859	2013/07/16	01:53:00	00:01:00.0	54.3	54.3	10.0	64.3	859	2698669.33
860	2013/07/16	01:54:00	00:01:00.0	54.1	54.1	10.0	64.1	860	2594142.54
861	2013/07/16	01:55:00	00:01:00.0	54.1	54.1	10.0	64.1	861	2589298.191
862	2013/07/16	01:56:00	00:01:00.0	54.1	54.1	10.0	64.1	862	2564414.298
863	2013/07/16	01:57:00	00:01:00.0	54.3	54.3	10.0	64.3	863	2719774.693
864	2013/07/16	01:58:00	00:01:00.0	54.2	54.2	10.0	64.2	864	2603236.416
865	2013/07/16	01:59:00	00:01:00.0	54.2	54.2	10.0	64.2	865	2621586.695
866	2013/07/16	02:00:00	00:01:00.0	53.7	53.7	10.0	63.7	866	2371113.353
867	2013/07/16	02:01:00	00:01:00.0	53.9	53.9	10.0	63.9	867	2448753.148
868	2013/07/16	02:02:00	00:01:00.0	53.7	53.7	10.0	63.7	868	2363797.7
869	2013/07/16	02:03:00	00:01:00.0	54.0	54.0	10.0	64.0	869	2491914.878
870	2013/07/16	02:04:00	00:01:00.0	54.1	54.1	10.0	64.1	870	2552436.557
871	2013/07/16	02:05:00	00:01:00.0	54.3	54.3	10.0	64.3	871	2661662.399
872	2013/07/16	02:06:00	00:01:00.0	54.2	54.2	10.0	64.2	872	2617624.419
873	2013/07/16	02:07:00	00:01:00.0	54.4	54.4	10.0	64.4	873	2761938.407
874	2013/07/16	02:08:00	00:01:00.0	54.4	54.4	10.0	64.4	874	2731239.514
875	2013/07/16	02:09:00	00:01:00.0	54.6	54.6	10.0	64.6	875	2912279.257
876	2013/07/16	02:10:00	00:01:00.0	53.2	53.2	10.0	63.2	876	2106814.64
877	2013/07/16	02:11:00	00:01:00.0	52.2	52.2	10.0	62.2	877	1672588.296
878	2013/07/16	02:12:00	00:01:00.0	52.2	52.2	10.0	62.2	878	1645420.606
879	2013/07/16	02:13:00	00:01:00.0	51.5	51.5	10.0	61.5	879	1427627.88
880	2013/07/16	02:14:00	00:01:00.0	51.2	51.2	10.0	61.2	880	1310486.054
881	2013/07/16	02:15:00	00:01:00.0	51.3	51.3	10.0	61.3	881	1351138.66
882	2013/07/16	02:16:00	00:01:00.0	51.4	51.4	10.0	61.4	882	1396189.545
883	2013/07/16	02:17:00	00:01:00.0	51.9	51.9	10.0	61.9	883	1556030.579
884	2013/07/16	02:18:00	00:01:00.0	52.7	52.7	10.0	62.7	884	1877928.143
885	2013/07/16	02:19:00	00:01:00.0	52.8	52.8	10.0	62.8	885	1903284.153
886	2013/07/16	02:20:00	00:01:00.0	52.2	52.2	10.0	62.2	886	1672501.618
887	2013/07/16	02:21:00	00:01:00.0	52.1	52.1	10.0	62.1	887	1615035.765
888	2013/07/16	02:22:00	00:01:00.0	51.8	51.8	10.0	61.8	888	1504691.646
889	2013/07/16	02:23:00	00:01:00.0	51.5	51.5	10.0	61.5	889	1425130.883
890	2013/07/16	02:24:00	00:01:00.0	52.1	52.1	10.0	62.1	890	1634470.17
891	2013/07/16	02:25:00	00:01:00.0	51.6	51.6	10.0	61.6	891	1450180.184
892	2013/07/16	02:26:00	00:01:00.0	52.3	52.3	10.0	62.3	892	1683214.447
893	2013/07/16	02:27:00	00:01:00.0	51.9	51.9	10.0	61.9	893	1554477.343
894	2013/07/16	02:28:00	00:01:00.0	52.6	52.6	10.0	62.6	894	1812725.574
895	2013/07/16	02:29:00	00:01:00.0	52.1	52.1	10.0	62.1	895	1608779.151
896	2013/07/16	02:30:00	00:01:00.0	51.5	51.5	10.0	61.5	896	1427557.659
897	2013/07/16	02:31:00	00:01:00.0	51.8	51.8	10.0	61.8	897	1499736.948
898	2013/07/16	02:32:00	00:01:00.0	51.5	51.5	10.0	61.5	898	1411628.385
899	2013/07/16	02:33:00	00:01:00.0	51.5	51.5	10.0	61.5	899	1397657.05
900	2013/07/16	02:34:00	00:01:00.0	52.6	52.6	10.0	62.6	900	1830865.338

Location 5 - Smith Hill Lane

Record #	Date	Time	Duration	LAeq	Base Leq	Penalty	Base+Penalty	count	10 ^{^(leq/10)}
901	2013/07/16	02:35:00	00:01:00.0	53.3	53.3	10.0	63.3	901	2148369.953
902	2013/07/16	02:36:00	00:01:00.0	52.6	52.6	10.0	62.6	902	1829306.076
903	2013/07/16	02:37:00	00:01:00.0	52.0	52.0	10.0	62.0	903	1573781.47
904	2013/07/16	02:38:00	00:01:00.0	51.7	51.7	10.0	61.7	904	1492818.589
905	2013/07/16	02:39:00	00:01:00.0	50.9	50.9	10.0	60.9	905	1236389.922
906	2013/07/16	02:40:00	00:01:00.0	50.8	50.8	10.0	60.8	906	1196795.909
907	2013/07/16	02:41:00	00:01:00.0	50.7	50.7	10.0	60.7	907	1164486.997
908	2013/07/16	02:42:00	00:01:00.0	50.7	50.7	10.0	60.7	908	1161522.477
909	2013/07/16	02:43:00	00:01:00.0	50.9	50.9	10.0	60.9	909	1228362.295
910	2013/07/16	02:44:00	00:01:00.0	51.0	51.0	10.0	61.0	910	1273321.657
911	2013/07/16	02:45:00	00:01:00.0	51.6	51.6	10.0	61.6	911	1454025.75
912	2013/07/16	02:46:00	00:01:00.0	51.2	51.2	10.0	61.2	912	1326306.943
913	2013/07/16	02:47:00	00:01:00.0	51.2	51.2	10.0	61.2	913	1319919.623
914	2013/07/16	02:48:00	00:01:00.0	51.4	51.4	10.0	61.4	914	1373367.814
915	2013/07/16	02:49:00	00:01:00.0	51.3	51.3	10.0	61.3	915	1359149.444
916	2013/07/16	02:50:00	00:01:00.0	51.4	51.4	10.0	61.4	916	1384652
917	2013/07/16	02:51:00	00:01:00.0	51.3	51.3	10.0	61.3	917	1338936.872
918	2013/07/16	02:52:00	00:01:00.0	51.3	51.3	10.0	61.3	918	1344115.721
919	2013/07/16	02:53:00	00:01:00.0	51.3	51.3	10.0	61.3	919	1356856.836
920	2013/07/16	02:54:00	00:01:00.0	51.4	51.4	10.0	61.4	920	1376302.303
921	2013/07/16	02:55:00	00:01:00.0	51.0	51.0	10.0	61.0	921	1257611.304
922	2013/07/16	02:56:00	00:01:00.0	51.2	51.2	10.0	61.2	922	1329812.343
923	2013/07/16	02:57:00	00:01:00.0	51.4	51.4	10.0	61.4	923	1381773.742
924	2013/07/16	02:58:00	00:01:00.0	51.2	51.2	10.0	61.2	924	1329704.885
925	2013/07/16	02:59:00	00:01:00.0	51.2	51.2	10.0	61.2	925	1310861.362
926	2013/07/16	03:00:00	00:01:00.0	51.7	51.7	10.0	61.7	926	1463201.656
927	2013/07/16	03:01:00	00:01:00.0	51.5	51.5	10.0	61.5	927	1409258.397
928	2013/07/16	03:02:00	00:01:00.0	51.4	51.4	10.0	61.4	928	1377094.359
929	2013/07/16	03:03:00	00:01:00.0	51.4	51.4	10.0	61.4	929	1392565.44
930	2013/07/16	03:04:00	00:01:00.0	51.5	51.5	10.0	61.5	930	1414531.556
931	2013/07/16	03:05:00	00:01:00.0	50.7	50.7	10.0	60.7	931	1181534.594
932	2013/07/16	03:06:00	00:01:00.0	50.9	50.9	10.0	60.9	932	1218679.301
933	2013/07/16	03:07:00	00:01:00.0	51.2	51.2	10.0	61.2	933	1303582.814
934	2013/07/16	03:08:00	00:01:00.0	51.0	51.0	10.0	61.0	934	1245380.899
935	2013/07/16	03:09:00	00:01:00.0	50.6	50.6	10.0	60.6	935	1146506.512
936	2013/07/16	03:10:00	00:01:00.0	50.9	50.9	10.0	60.9	936	1222277.022
937	2013/07/16	03:11:00	00:01:00.0	52.2	52.2	10.0	62.2	937	1674900.859
938	2013/07/16	03:12:00	00:01:00.0	54.0	54.0	10.0	64.0	938	2540097.503
939	2013/07/16	03:13:00	00:01:00.0	51.1	51.1	10.0	61.1	939	1281724.161
940	2013/07/16	03:14:00	00:01:00.0	50.7	50.7	10.0	60.7	940	1181339.499
941	2013/07/16	03:15:00	00:01:00.0	56.2	56.2	10.0	66.2	941	4127236.278
942	2013/07/16	03:16:00	00:01:00.0	49.9	49.9	10.0	59.9	942	972760.2795
943	2013/07/16	03:17:00	00:01:00.0	50.2	50.2	10.0	60.2	943	1044673.09
944	2013/07/16	03:18:00	00:01:00.0	50.3	50.3	10.0	60.3	944	1064317.935
945	2013/07/16	03:19:00	00:01:00.0	59.9	59.9	10.0	69.9	945	9669580.617

Location 5 - Smith Hill Lane

Record #	Date	Time	Duration	LAeq	Base Leq	Penalty	Base+Penalty	count	10 ^{^(leq/10)}
946	2013/07/16	03:20:00	00:01:00.0	49.8	49.8	10.0	59.8	946	944480.5607
947	2013/07/16	03:21:00	00:01:00.0	49.7	49.7	10.0	59.7	947	922637.3925
948	2013/07/16	03:22:00	00:01:00.0	49.7	49.7	10.0	59.7	948	939938.6712
949	2013/07/16	03:23:00	00:01:00.0	49.8	49.8	10.0	59.8	949	950626.2362
950	2013/07/16	03:24:00	00:01:00.0	49.8	49.8	10.0	59.8	950	945000.8632
951	2013/07/16	03:25:00	00:01:00.0	49.9	49.9	10.0	59.9	951	986710.6928
952	2013/07/16	03:26:00	00:01:00.0	50.0	50.0	10.0	60.0	952	1010925.524
953	2013/07/16	03:27:00	00:01:00.0	49.2	49.2	10.0	59.2	953	837897.8394
954	2013/07/16	03:28:00	00:01:00.0	49.4	49.4	10.0	59.4	954	865516.4258
955	2013/07/16	03:29:00	00:01:00.0	49.2	49.2	10.0	59.2	955	834347.6478
956	2013/07/16	03:30:00	00:01:00.0	49.1	49.1	10.0	59.1	956	820835.0735
957	2013/07/16	03:31:00	00:01:00.0	50.6	50.6	10.0	60.6	957	1135183.103
958	2013/07/16	03:32:00	00:01:00.0	50.7	50.7	10.0	60.7	958	1163838.693
959	2013/07/16	03:33:00	00:01:00.0	50.4	50.4	10.0	60.4	959	1097569.364
960	2013/07/16	03:34:00	00:01:00.0	48.4	48.4	10.0	58.4	960	698043.9244
961	2013/07/16	03:35:00	00:01:00.0	49.0	49.0	10.0	59.0	961	789416.2477
962	2013/07/16	03:36:00	00:01:00.0	49.3	49.3	10.0	59.3	962	843361.0995
963	2013/07/16	03:37:00	00:01:00.0	48.4	48.4	10.0	58.4	963	695276.8116
964	2013/07/16	03:38:00	00:01:00.0	49.6	49.6	10.0	59.6	964	917499.1427
965	2013/07/16	03:39:00	00:01:00.0	49.8	49.8	10.0	59.8	965	944910.3913
966	2013/07/16	03:40:00	00:01:00.0	49.0	49.0	10.0	59.0	966	801383.2406
967	2013/07/16	03:41:00	00:01:00.0	47.9	47.9	10.0	57.9	967	620716.3985
968	2013/07/16	03:42:00	00:01:00.0	48.4	48.4	10.0	58.4	968	699314.8897
969	2013/07/16	03:43:00	00:01:00.0	48.0	48.0	10.0	58.0	969	636091.2766
970	2013/07/16	03:44:00	00:01:00.0	47.7	47.7	10.0	57.7	970	590982.7211
971	2013/07/16	03:45:00	00:01:00.0	47.4	47.4	10.0	57.4	971	551037.0512
972	2013/07/16	03:46:00	00:01:00.0	46.8	46.8	10.0	56.8	972	478813.7638
973	2013/07/16	03:47:00	00:01:00.0	47.0	47.0	10.0	57.0	973	496634.529
974	2013/07/16	03:48:00	00:01:00.0	46.9	46.9	10.0	56.9	974	490932.869
975	2013/07/16	03:49:00	00:01:00.0	47.3	47.3	10.0	57.3	975	539481.6782
976	2013/07/16	03:50:00	00:01:00.0	47.1	47.1	10.0	57.1	976	518724.5811
977	2013/07/16	03:51:00	00:01:00.0	47.5	47.5	10.0	57.5	977	566393.8317
978	2013/07/16	03:52:00	00:01:00.0	47.6	47.6	10.0	57.6	978	581342.594
979	2013/07/16	03:53:00	00:01:00.0	47.6	47.6	10.0	57.6	979	580829.1253
980	2013/07/16	03:54:00	00:01:00.0	48.0	48.0	10.0	58.0	980	627883.9905
981	2013/07/16	03:55:00	00:01:00.0	48.0	48.0	10.0	58.0	981	631965.7064
982	2013/07/16	03:56:00	00:01:00.0	47.2	47.2	10.0	57.2	982	528141.717
983	2013/07/16	03:57:00	00:01:00.0	46.8	46.8	10.0	56.8	983	479704.9472
984	2013/07/16	03:58:00	00:01:00.0	46.9	46.9	10.0	56.9	984	488268.7224
985	2013/07/16	03:59:00	00:01:00.0	47.1	47.1	10.0	57.1	985	509444.0348
986	2013/07/16	04:00:00	00:01:00.0	46.7	46.7	10.0	56.7	986	470933.4276
987	2013/07/16	04:01:00	00:01:00.0	47.1	47.1	10.0	57.1	987	518159.4519
988	2013/07/16	04:02:00	00:01:00.0	46.8	46.8	10.0	56.8	988	476317.4581
989	2013/07/16	04:03:00	00:01:00.0	46.5	46.5	10.0	56.5	989	444446.9196
990	2013/07/16	04:04:00	00:01:00.0	46.8	46.8	10.0	56.8	990	473957.3781

Location 5 - Smith Hill Lane

Record #	Date	Time	Duration	LAeq	Base Leq	Penalty	Base+Penalty	count	10 ^{^(leq/10)}
991	2013/07/16	04:05:00	00:01:00.0	46.5	46.5	10.0	56.5	991	449346.1491
992	2013/07/16	04:06:00	00:01:00.0	45.9	45.9	10.0	55.9	992	392573.4263
993	2013/07/16	04:07:00	00:01:00.0	46.5	46.5	10.0	56.5	993	442577.0053
994	2013/07/16	04:08:00	00:01:00.0	46.4	46.4	10.0	56.4	994	434648.5137
995	2013/07/16	04:09:00	00:01:00.0	45.7	45.7	10.0	55.7	995	375775.3463
996	2013/07/16	04:10:00	00:01:00.0	46.4	46.4	10.0	56.4	996	433709.2042
997	2013/07/16	04:11:00	00:01:00.0	46.6	46.6	10.0	56.6	997	457849.4877
998	2013/07/16	04:12:00	00:01:00.0	46.5	46.5	10.0	56.5	998	445215.8662
999	2013/07/16	04:13:00	00:01:00.0	46.2	46.2	10.0	56.2	999	417478.8327
1000	2013/07/16	04:14:00	00:01:00.0	46.4	46.4	10.0	56.4	1000	440975.5598
1001	2013/07/16	04:15:00	00:01:00.0	45.9	45.9	10.0	55.9	1001	389374.8435
1002	2013/07/16	04:16:00	00:01:00.0	45.6	45.6	10.0	55.6	1002	360476.9648
1003	2013/07/16	04:17:00	00:01:00.0	45.4	45.4	10.0	55.4	1003	349984.0958
1004	2013/07/16	04:18:00	00:01:00.0	45.6	45.6	10.0	55.6	1004	367171.7915
1005	2013/07/16	04:19:00	00:01:00.0	45.7	45.7	10.0	55.7	1005	372903.8855
1006	2013/07/16	04:20:00	00:01:00.0	45.6	45.6	10.0	55.6	1006	366470.355
1007	2013/07/16	04:21:00	00:01:00.0	45.3	45.3	10.0	55.3	1007	342646.6551
1008	2013/07/16	04:22:00	00:01:00.0	45.4	45.4	10.0	55.4	1008	344723.2907
1009	2013/07/16	04:23:00	00:01:00.0	46.0	46.0	10.0	56.0	1009	398431.8096
1010	2013/07/16	04:24:00	00:01:00.0	45.6	45.6	10.0	55.6	1010	365794.3554
1011	2013/07/16	04:25:00	00:01:00.0	45.5	45.5	10.0	55.5	1011	357961.6004
1012	2013/07/16	04:26:00	00:01:00.0	45.7	45.7	10.0	55.7	1012	370039.4151
1013	2013/07/16	04:27:00	00:01:00.0	45.5	45.5	10.0	55.5	1013	354486.9238
1014	2013/07/16	04:28:00	00:01:00.0	46.2	46.2	10.0	56.2	1014	418224.9986
1015	2013/07/16	04:29:00	00:01:00.0	45.3	45.3	10.0	55.3	1015	336959.1155
1016	2013/07/16	04:30:00	00:01:00.0	44.9	44.9	10.0	54.9	1016	306656.3716
1017	2013/07/16	04:31:00	00:01:00.0	44.7	44.7	10.0	54.7	1017	298452.5263
1018	2013/07/16	04:32:00	00:01:00.0	45.7	45.7	10.0	55.7	1018	370251.0703
1019	2013/07/16	04:33:00	00:01:00.0	44.8	44.8	10.0	54.8	1019	301101.4486
1020	2013/07/16	04:34:00	00:01:00.0	45.2	45.2	10.0	55.2	1020	331605.9034
1021	2013/07/16	04:35:00	00:01:00.0	45.1	45.1	10.0	55.1	1021	320603.9412
1022	2013/07/16	04:36:00	00:01:00.0	45.4	45.4	10.0	55.4	1022	349742.5516
1023	2013/07/16	04:37:00	00:01:00.0	44.7	44.7	10.0	54.7	1023	294619.025
1024	2013/07/16	04:38:00	00:01:00.0	44.6	44.6	10.0	54.6	1024	288935.0119
1025	2013/07/16	04:39:00	00:01:00.0	44.6	44.6	10.0	54.6	1025	287703.2065
1026	2013/07/16	04:40:00	00:01:00.0	44.5	44.5	10.0	54.5	1026	279143.7224
1027	2013/07/16	04:41:00	00:01:00.0	45.6	45.6	10.0	55.6	1027	359155.559
1028	2013/07/16	04:42:00	00:01:00.0	46.5	46.5	10.0	56.5	1028	447688.3567
1029	2013/07/16	04:43:00	00:01:00.0	45.4	45.4	10.0	55.4	1029	350114.4638
1030	2013/07/16	04:44:00	00:01:00.0	45.1	45.1	10.0	55.1	1030	321798.2057
1031	2013/07/16	04:45:00	00:01:00.0	45.0	45.0	10.0	55.0	1031	315022.9054
1032	2013/07/16	04:46:00	00:01:00.0	44.4	44.4	10.0	54.4	1032	275302.758
1033	2013/07/16	04:47:00	00:01:00.0	44.6	44.6	10.0	54.6	1033	289980.4867
1034	2013/07/16	04:48:00	00:01:00.0	45.2	45.2	10.0	55.2	1034	327391.7058
1035	2013/07/16	04:49:00	00:01:00.0	43.8	43.8	10.0	53.8	1035	241441.1859

Location 5 - Smith Hill Lane

Record #	Date	Time	Duration	LAeq	Base Leq	Penalty	Base+Penalty	count	10 ^{^(leq/10)}
1036	2013/07/16	04:50:00	00:01:00.0	43.5	43.5	10.0	53.5	1036	224382.7842
1037	2013/07/16	04:51:00	00:01:00.0	44.6	44.6	10.0	54.6	1037	290149.9177
1038	2013/07/16	04:52:00	00:01:00.0	45.4	45.4	10.0	55.4	1038	350148.9087
1039	2013/07/16	04:53:00	00:01:00.0	45.5	45.5	10.0	55.5	1039	353362.1773
1040	2013/07/16	04:54:00	00:01:00.0	45.8	45.8	10.0	55.8	1040	382609.7584
1041	2013/07/16	04:55:00	00:01:00.0	46.6	46.6	10.0	56.6	1041	459553.7872
1042	2013/07/16	04:56:00	00:01:00.0	44.6	44.6	10.0	54.6	1042	285629.1556
1043	2013/07/16	04:57:00	00:01:00.0	44.1	44.1	10.0	54.1	1043	257804.1939
1044	2013/07/16	04:58:00	00:01:00.0	44.5	44.5	10.0	54.5	1044	281963.585
1045	2013/07/16	04:59:00	00:01:00.0	44.4	44.4	10.0	54.4	1045	274715.77
1046	2013/07/16	05:00:00	00:01:00.0	44.5	44.5	10.0	54.5	1046	279428.5338
1047	2013/07/16	05:01:00	00:01:00.0	45.3	45.3	10.0	55.3	1047	335658.1656
1048	2013/07/16	05:02:00	00:01:00.0	44.5	44.5	10.0	54.5	1048	279885.1807
1049	2013/07/16	05:03:00	00:01:00.0	45.2	45.2	10.0	55.2	1049	334345.4985
1050	2013/07/16	05:04:00	00:01:00.0	45.5	45.5	10.0	55.5	1050	356588.9593
1051	2013/07/16	05:05:00	00:01:00.0	45.0	45.0	10.0	55.0	1051	314568.0534
1052	2013/07/16	05:06:00	00:01:00.0	45.2	45.2	10.0	55.2	1052	331388.686
1053	2013/07/16	05:07:00	00:01:00.0	45.8	45.8	10.0	55.8	1053	379539.3598
1054	2013/07/16	05:08:00	00:01:00.0	47.0	47.0	10.0	57.0	1054	501549.6707
1055	2013/07/16	05:09:00	00:01:00.0	48.8	48.8	10.0	58.8	1055	762398.9895
1056	2013/07/16	05:10:00	00:01:00.0	45.3	45.3	10.0	55.3	1056	335663.4726
1057	2013/07/16	05:11:00	00:01:00.0	44.9	44.9	10.0	54.9	1057	307779.2155
1058	2013/07/16	05:12:00	00:01:00.0	44.5	44.5	10.0	54.5	1058	281887.8089
1059	2013/07/16	05:13:00	00:01:00.0	45.3	45.3	10.0	55.3	1059	338733.3966
1060	2013/07/16	05:14:00	00:01:00.0	45.6	45.6	10.0	55.6	1060	359312.0663
1061	2013/07/16	05:15:00	00:01:00.0	45.8	45.8	10.0	55.8	1061	383285.859
1062	2013/07/16	05:16:00	00:01:00.0	45.1	45.1	10.0	55.1	1062	324371.5721
1063	2013/07/16	05:17:00	00:01:00.0	45.6	45.6	10.0	55.6	1063	365037.5105
1064	2013/07/16	05:18:00	00:01:00.0	45.9	45.9	10.0	55.9	1064	387065.2607
1065	2013/07/16	05:19:00	00:01:00.0	45.7	45.7	10.0	55.7	1065	374085.9042
1066	2013/07/16	05:20:00	00:01:00.0	45.6	45.6	10.0	55.6	1066	363429.5422
1067	2013/07/16	05:21:00	00:01:00.0	45.3	45.3	10.0	55.3	1067	336547.9632
1068	2013/07/16	05:22:00	00:01:00.0	45.9	45.9	10.0	55.9	1068	389001.5434
1069	2013/07/16	05:23:00	00:01:00.0	44.7	44.7	10.0	54.7	1069	296984.6958
1070	2013/07/16	05:24:00	00:01:00.0	44.5	44.5	10.0	54.5	1070	280666.8177
1071	2013/07/16	05:25:00	00:01:00.0	44.6	44.6	10.0	54.6	1071	286534.7854
1072	2013/07/16	05:26:00	00:01:00.0	45.7	45.7	10.0	55.7	1072	370882.2017
1073	2013/07/16	05:27:00	00:01:00.0	47.1	47.1	10.0	57.1	1073	512030.2914
1074	2013/07/16	05:28:00	00:01:00.0	48.2	48.2	10.0	58.2	1074	661286.9287
1075	2013/07/16	05:29:00	00:01:00.0	45.1	45.1	10.0	55.1	1075	325294.304
1076	2013/07/16	05:30:00	00:01:00.0	44.5	44.5	10.0	54.5	1076	280126.9475
1077	2013/07/16	05:31:00	00:01:00.0	46.0	46.0	10.0	56.0	1077	394465.188
1078	2013/07/16	05:32:00	00:01:00.0	45.9	45.9	10.0	55.9	1078	388453.8651
1079	2013/07/16	05:33:00	00:01:00.0	46.2	46.2	10.0	56.2	1079	416389.326
1080	2013/07/16	05:34:00	00:01:00.0	45.0	45.0	10.0	55.0	1080	318903.6126

Location 5 - Smith Hill Lane

Record #	Date	Time	Duration	LAeq	Base Leq	Penalty	Base+Penalty	count	10 ^{^(leq/10)}
1081	2013/07/16	05:35:00	00:01:00.0	44.8	44.8	10.0	54.8	1081	302964.3482
1082	2013/07/16	05:36:00	00:01:00.0	45.0	45.0	10.0	55.0	1082	313983.3812
1083	2013/07/16	05:37:00	00:01:00.0	44.4	44.4	10.0	54.4	1083	273099.7223
1084	2013/07/16	05:38:00	00:01:00.0	44.4	44.4	10.0	54.4	1084	275827.2738
1085	2013/07/16	05:39:00	00:01:00.0	45.6	45.6	10.0	55.6	1085	366023.5151
1086	2013/07/16	05:40:00	00:01:00.0	46.5	46.5	10.0	56.5	1086	450023.5536
1087	2013/07/16	05:41:00	00:01:00.0	46.3	46.3	10.0	56.3	1087	427039.065
1088	2013/07/16	05:42:00	00:01:00.0	46.3	46.3	10.0	56.3	1088	430227.9827
1089	2013/07/16	05:43:00	00:01:00.0	46.1	46.1	10.0	56.1	1089	406515.8222
1090	2013/07/16	05:44:00	00:01:00.0	45.0	45.0	10.0	55.0	1090	317633.5892
1091	2013/07/16	05:45:00	00:01:00.0	43.2	43.2	10.0	53.2	1091	207592.2572
1092	2013/07/16	05:46:00	00:01:00.0	44.2	44.2	10.0	54.2	1092	262874.869
1093	2013/07/16	05:47:00	00:01:00.0	44.7	44.7	10.0	54.7	1093	295387.837
1094	2013/07/16	05:48:00	00:01:00.0	44.4	44.4	10.0	54.4	1094	273520.5588
1095	2013/07/16	05:49:00	00:01:00.0	45.2	45.2	10.0	55.2	1095	329336.8328
1096	2013/07/16	05:50:00	00:01:00.0	45.6	45.6	10.0	55.6	1096	360302.8599
1097	2013/07/16	05:51:00	00:01:00.0	45.3	45.3	10.0	55.3	1097	340666.9018
1098	2013/07/16	05:52:00	00:01:00.0	48.1	48.1	10.0	58.1	1098	638841.6445
1099	2013/07/16	05:53:00	00:01:00.0	48.5	48.5	10.0	58.5	1099	702988.535
1100	2013/07/16	05:54:00	00:01:00.0	47.1	47.1	10.0	57.1	1100	516026.545
1101	2013/07/16	05:55:00	00:01:00.0	46.9	46.9	10.0	56.9	1101	487908.1684
1102	2013/07/16	05:56:00	00:01:00.0	47.5	47.5	10.0	57.5	1102	560993.9868
1103	2013/07/16	05:57:00	00:01:00.0	48.0	48.0	10.0	58.0	1103	625027.6073
1104	2013/07/16	05:58:00	00:01:00.0	54.4	54.4	10.0	64.4	1104	2752809.953
1105	2013/07/16	05:59:00	00:01:00.0	48.1	48.1	10.0	58.1	1105	648373.9557
1106	2013/07/16	06:00:00	00:01:00.0	49.0	49.0	10.0	59.0	1106	790954.3114
1107	2013/07/16	06:01:00	00:01:00.0	49.4	49.4	10.0	59.4	1107	870458.3609
1108	2013/07/16	06:02:00	00:01:00.0	49.2	49.2	10.0	59.2	1108	825690.8546
1109	2013/07/16	06:03:00	00:01:00.0	50.0	50.0	10.0	60.0	1109	1008395.337
1110	2013/07/16	06:04:00	00:01:00.0	52.7	52.7	10.0	62.7	1110	1855853.221
1111	2013/07/16	06:05:00	00:01:00.0	48.5	48.5	10.0	58.5	1111	713508.7062
1112	2013/07/16	06:06:00	00:01:00.0	48.0	48.0	10.0	58.0	1112	634390.5718
1113	2013/07/16	06:07:00	00:01:00.0	47.7	47.7	10.0	57.7	1113	586610.508
1114	2013/07/16	06:08:00	00:01:00.0	48.0	48.0	10.0	58.0	1114	630410.5745
1115	2013/07/16	06:09:00	00:01:00.0	56.0	56.0	10.0	66.0	1115	4025086.687
1116	2013/07/16	06:10:00	00:01:00.0	54.3	54.3	10.0	64.3	1116	2690321.794
1117	2013/07/16	06:11:00	00:01:00.0	53.6	53.6	10.0	63.6	1117	2268663.642
1118	2013/07/16	06:12:00	00:01:00.0	54.1	54.1	10.0	64.1	1118	2543182.806
1119	2013/07/16	06:13:00	00:01:00.0	50.5	50.5	10.0	60.5	1119	1132480.178
1120	2013/07/16	06:14:00	00:01:00.0	49.3	49.3	10.0	59.3	1120	855835.3344
1121	2013/07/16	06:15:00	00:01:00.0	48.2	48.2	10.0	58.2	1121	666246.1614
1122	2013/07/16	06:16:00	00:01:00.0	50.1	50.1	10.0	60.1	1122	1021161.94
1123	2013/07/16	06:17:00	00:01:00.0	47.5	47.5	10.0	57.5	1123	557483.2742
1124	2013/07/16	06:18:00	00:01:00.0	47.7	47.7	10.0	57.7	1124	587219.3446
1125	2013/07/16	06:19:00	00:01:00.0	42.9	42.9	10.0	52.9	1125	196910.4655

Location 5 - Smith Hill Lane

Record #	Date	Time	Duration	LAeq	Base Leq	Penalty	Base+Penalty	count	10 ^{^(leq/10)}
1126	2013/07/16	06:20:00	00:01:00.0	46.6	46.6	10.0	56.6	1126	456634.1684
1127	2013/07/16	06:21:00	00:01:00.0	43.9	43.9	10.0	53.9	1127	244308.1344
1128	2013/07/16	06:22:00	00:01:00.0	44.5	44.5	10.0	54.5	1128	285037.425
1129	2013/07/16	06:23:00	00:01:00.0	45.6	45.6	10.0	55.6	1129	365765.4394
1130	2013/07/16	06:24:00	00:01:00.0	47.7	47.7	10.0	57.7	1130	587984.2488
1131	2013/07/16	06:25:00	00:01:00.0	51.1	51.1	10.0	61.1	1131	1293450.012
1132	2013/07/16	06:26:00	00:01:00.0	47.9	47.9	10.0	57.9	1132	613426.9224
1133	2013/07/16	06:27:00	00:01:00.0	47.4	47.4	10.0	57.4	1133	543374.2197
1134	2013/07/16	06:28:00	00:01:00.0	46.9	46.9	10.0	56.9	1134	490155.5659
1135	2013/07/16	06:29:00	00:01:00.0	47.4	47.4	10.0	57.4	1135	553991.612
1136	2013/07/16	06:30:00	00:01:00.0	47.1	47.1	10.0	57.1	1136	516270.4568
1137	2013/07/16	06:31:00	00:01:00.0	47.9	47.9	10.0	57.9	1137	611931.9228
1138	2013/07/16	06:32:00	00:01:00.0	47.2	47.2	10.0	57.2	1138	529651.5525
1139	2013/07/16	06:33:00	00:01:00.0	47.9	47.9	10.0	57.9	1139	618514.911
1140	2013/07/16	06:34:00	00:01:00.0	47.5	47.5	10.0	57.5	1140	566185.9143
1141	2013/07/16	06:35:00	00:01:00.0	47.8	47.8	10.0	57.8	1141	602128.2811
1142	2013/07/16	06:36:00	00:01:00.0	49.9	49.9	10.0	59.9	1142	979122.6499
1143	2013/07/16	06:37:00	00:01:00.0	49.9	49.9	10.0	59.9	1143	975310.7029
1144	2013/07/16	06:38:00	00:01:00.0	49.4	49.4	10.0	59.4	1144	862433.8308
1145	2013/07/16	06:39:00	00:01:00.0	47.1	47.1	10.0	57.1	1145	510960.555
1146	2013/07/16	06:40:00	00:01:00.0	42.4	42.4	10.0	52.4	1146	175149.0644
1147	2013/07/16	06:41:00	00:01:00.0	43.3	43.3	10.0	53.3	1147	215525.7403
1148	2013/07/16	06:42:00	00:01:00.0	44.0	44.0	10.0	54.0	1148	248793.2233
1149	2013/07/16	06:43:00	00:01:00.0	41.7	41.7	10.0	51.7	1149	148213.4977
1150	2013/07/16	06:44:00	00:01:00.0	42.9	42.9	10.0	52.9	1150	196855.8178
1151	2013/07/16	06:45:00	00:01:00.0	42.4	42.4	10.0	52.4	1151	174461.4992
1152	2013/07/16	06:46:00	00:01:00.0	42.9	42.9	10.0	52.9	1152	195639.0114
1153	2013/07/16	06:47:00	00:01:00.0	45.2	45.2	10.0	55.2	1153	332591.864
1154	2013/07/16	06:48:00	00:01:00.0	45.6	45.6	10.0	55.6	1154	360791.8334
1155	2013/07/16	06:49:00	00:01:00.0	43.5	43.5	10.0	53.5	1155	221581.6298
1156	2013/07/16	06:50:00	00:01:00.0	43.0	43.0	10.0	53.0	1156	199376.9683
1157	2013/07/16	06:51:00	00:01:00.0	43.5	43.5	10.0	53.5	1157	222624.3724
1158	2013/07/16	06:52:00	00:01:00.0	43.1	43.1	10.0	53.1	1158	205297.8564
1159	2013/07/16	06:53:00	00:01:00.0	43.2	43.2	10.0	53.2	1159	207913.2448
1160	2013/07/16	06:54:00	00:01:00.0	43.7	43.7	10.0	53.7	1160	234245.9076
1161	2013/07/16	06:55:00	00:01:00.0	42.8	42.8	10.0	52.8	1161	189101.787
1162	2013/07/16	06:56:00	00:01:00.0	43.0	43.0	10.0	53.0	1162	200904.2836
1163	2013/07/16	06:57:00	00:01:00.0	42.9	42.9	10.0	52.9	1163	195014.5027
1164	2013/07/16	06:58:00	00:01:00.0	42.7	42.7	10.0	52.7	1164	185190.7642
1165	2013/07/16	06:59:00	00:01:00.0	43.4	43.4	10.0	53.4	1165	219132.4198
1166	2013/07/16	07:00:00	00:01:00.0	43.6	43.6	0.0	43.6	1166	22649.68171
1167	2013/07/16	07:01:00	00:01:00.0	44.4	44.4	0.0	44.4	1167	27430.99602
1168	2013/07/16	07:02:00	00:01:00.0	44.6	44.6	0.0	44.6	1168	28854.51985
1169	2013/07/16	07:03:00	00:01:00.0	43.7	43.7	0.0	43.7	1169	23358.57528
1170	2013/07/16	07:04:00	00:01:00.0	44.7	44.7	0.0	44.7	1170	29698.86087

Location 5 - Smith Hill Lane

Record #	Date	Time	Duration	LAeq	Base Leq	Penalty	Base+Penalty	count	10 ^{^(leq/10)}
1171	2013/07/16	07:05:00	00:01:00.0	44.8	44.8	0.0	44.8	1171	30496.81292
1172	2013/07/16	07:06:00	00:01:00.0	43.4	43.4	0.0	43.4	1172	22105.67518
1173	2013/07/16	07:07:00	00:01:00.0	44.1	44.1	0.0	44.1	1173	25992.12833
1174	2013/07/16	07:08:00	00:01:00.0	42.8	42.8	0.0	42.8	1174	19193.60645
1175	2013/07/16	07:09:00	00:01:00.0	42.8	42.8	0.0	42.8	1175	18862.28619
1176	2013/07/16	07:10:00	00:01:00.0	43.9	43.9	0.0	43.9	1176	24538.86273
1177	2013/07/16	07:11:00	00:01:00.0	41.9	41.9	0.0	41.9	1177	15507.82869
1178	2013/07/16	07:12:00	00:01:00.0	42.5	42.5	0.0	42.5	1178	17977.38047
1179	2013/07/16	07:13:00	00:01:00.0	44.3	44.3	0.0	44.3	1179	27107.14164
1180	2013/07/16	07:14:00	00:01:00.0	43.6	43.6	0.0	43.6	1180	22834.37728
1181	2013/07/16	07:15:00	00:01:00.0	42.7	42.7	0.0	42.7	1181	18637.28689
1182	2013/07/16	07:16:00	00:01:00.0	43.0	43.0	0.0	43.0	1182	20154.30508
1183	2013/07/16	07:17:00	00:01:00.0	42.6	42.6	0.0	42.6	1183	18077.55067
1184	2013/07/16	07:18:00	00:01:00.0	41.0	41.0	0.0	41.0	1184	12644.80999
1185	2013/07/16	07:19:00	00:01:00.0	57.9	57.9	0.0	57.9	1185	612405.1061
1186	2013/07/16	07:20:00	00:01:00.0	58.2	58.2	0.0	58.2	1186	655050.8649
1187	2013/07/16	07:21:00	00:01:00.0	51.6	51.6	0.0	51.6	1187	144852.2658
1188	2013/07/16	07:22:00	00:01:00.0	53.8	53.8	0.0	53.8	1188	237313.6524
1189	2013/07/16	07:23:00	00:01:00.0	48.6	48.6	0.0	48.6	1189	72780.32784
1190	2013/07/16	07:24:00	00:01:00.0	48.6	48.6	0.0	48.6	1190	71615.02038
1191	2013/07/16	07:25:00	00:01:00.0	52.8	52.8	0.0	52.8	1191	189197.319
1192	2013/07/16	07:26:00	00:01:00.0	44.1	44.1	0.0	44.1	1192	25836.84359
1193	2013/07/16	07:27:00	00:01:00.0	50.0	50.0	0.0	50.0	1193	100952.7949
1194	2013/07/16	07:28:00	00:01:00.0	48.3	48.3	0.0	48.3	1194	67261.77529
1195	2013/07/16	07:29:00	00:01:00.0	54.0	54.0	0.0	54.0	1195	248509.076
1196	2013/07/16	07:30:00	00:01:00.0	48.2	48.2	0.0	48.2	1196	66403.07431
1197	2013/07/16	07:31:00	00:01:00.0	47.7	47.7	0.0	47.7	1197	58477.13461
1198	2013/07/16	07:32:00	00:01:00.0	49.3	49.3	0.0	49.3	1198	84933.50677
1199	2013/07/16	07:33:00	00:01:00.0	43.6	43.6	0.0	43.6	1199	23012.9975
1200	2013/07/16	07:34:00	00:01:00.0	56.7	56.7	0.0	56.7	1200	463525.4758
1201	2013/07/16	07:35:00	00:01:00.0	49.6	49.6	0.0	49.6	1201	92117.08998
1202	2013/07/16	07:36:00	00:01:00.0	51.3	51.3	0.0	51.3	1202	133594.3578
1203	2013/07/16	07:37:00	00:01:00.0	54.2	54.2	0.0	54.2	1203	265233.6466
1204	2013/07/16	07:38:00	00:01:00.0	54.9	54.9	0.0	54.9	1204	311673.3335
1205	2013/07/16	07:39:00	00:01:00.0	50.3	50.3	0.0	50.3	1205	107023.1407
1206	2013/07/16	07:40:00	00:01:00.0	45.9	45.9	0.0	45.9	1206	39184.48019
1207	2013/07/16	07:41:00	00:01:00.0	44.0	44.0	0.0	44.0	1207	25402.35837
1208	2013/07/16	07:42:00	00:01:00.0	49.8	49.8	0.0	49.8	1208	96552.71283
1209	2013/07/16	07:43:00	00:01:00.0	46.1	46.1	0.0	46.1	1209	40973.82281
1210	2013/07/16	07:44:00	00:01:00.0	47.8	47.8	0.0	47.8	1210	60384.59144
1211	2013/07/16	07:45:00	00:01:00.0	44.8	44.8	0.0	44.8	1211	30287.76076
1212	2013/07/16	07:46:00	00:01:00.0	44.1	44.1	0.0	44.1	1212	25488.8326
1213	2013/07/16	07:47:00	00:01:00.0	43.1	43.1	0.0	43.1	1213	20577.88093
1214	2013/07/16	07:48:00	00:01:00.0	43.1	43.1	0.0	43.1	1214	20428.83527
1215	2013/07/16	07:49:00	00:01:00.0	42.3	42.3	0.0	42.3	1215	16908.13189

Location 5 - Smith Hill Lane

Record #	Date	Time	Duration	LAeq	Base Leq	Penalty	Base+Penalty	count	10 ^{^(leq/10)}
1216	2013/07/16	07:50:00	00:01:00.0	41.4	41.4	0.0	41.4	1216	13706.99616
1217	2013/07/16	07:51:00	00:01:00.0	52.1	52.1	0.0	52.1	1217	163610.3335
1218	2013/07/16	07:52:00	00:01:00.0	43.9	43.9	0.0	43.9	1218	24731.81543
1219	2013/07/16	07:53:00	00:01:00.0	44.6	44.6	0.0	44.6	1219	28647.38847
1220	2013/07/16	07:54:00	00:01:00.0	43.9	43.9	0.0	43.9	1220	24643.47165
1221	2013/07/16	07:55:00	00:01:00.0	45.8	45.8	0.0	45.8	1221	38375.88289
1222	2013/07/16	07:56:00	00:01:00.0	45.2	45.2	0.0	45.2	1222	32963.81093
1223	2013/07/16	07:57:00	00:01:00.0	45.0	45.0	0.0	45.0	1223	31779.76828
1224	2013/07/16	07:58:00	00:01:00.0	44.3	44.3	0.0	44.3	1224	26774.47868
1225	2013/07/16	07:59:00	00:01:00.0	51.8	51.8	0.0	51.8	1225	150689.3838
1226	2013/07/16	08:00:00	00:01:00.0	47.4	47.4	0.0	47.4	1226	55153.92008
1227	2013/07/16	08:01:00	00:01:00.0	44.1	44.1	0.0	44.1	1227	25992.92742
1228	2013/07/16	08:02:00	00:01:00.0	45.3	45.3	0.0	45.3	1228	34016.24739
1229	2013/07/16	08:03:00	00:01:00.0	44.1	44.1	0.0	44.1	1229	25803.05133
1230	2013/07/16	08:04:00	00:01:00.0	44.8	44.8	0.0	44.8	1230	30195.24148
1231	2013/07/16	08:05:00	00:01:00.0	43.6	43.6	0.0	43.6	1231	22671.47691
1232	2013/07/16	08:06:00	00:01:00.0	44.2	44.2	0.0	44.2	1232	26367.12942
1233	2013/07/16	08:07:00	00:01:00.0	44.3	44.3	0.0	44.3	1233	26920.30849
1234	2013/07/16	08:08:00	00:01:00.0	45.9	45.9	0.0	45.9	1234	38625.21914
1235	2013/07/16	08:09:00	00:01:00.0	44.7	44.7	0.0	44.7	1235	29797.57932
1236	2013/07/16	08:10:00	00:01:00.0	43.0	43.0	0.0	43.0	1236	19806.07068
1237	2013/07/16	08:11:00	00:01:00.0	42.4	42.4	0.0	42.4	1237	17272.73639
1238	2013/07/16	08:12:00	00:01:00.0	42.1	42.1	0.0	42.1	1238	16214.56279
1239	2013/07/16	08:13:00	00:01:00.0	43.8	43.8	0.0	43.8	1239	23773.36301
1240	2013/07/16	08:14:00	00:01:00.0	43.5	43.5	0.0	43.5	1240	22204.39682
1241	2013/07/16	08:15:00	00:01:00.0	48.4	48.4	0.0	48.4	1241	68473.54969
1242	2013/07/16	08:16:00	00:01:00.0	44.0	44.0	0.0	44.0	1242	24946.43634
1243	2013/07/16	08:17:00	00:01:00.0	46.5	46.5	0.0	46.5	1243	44656.15874
1244	2013/07/16	08:18:00	00:01:00.0	55.4	55.4	0.0	55.4	1244	350357.4958
1245	2013/07/16	08:19:00	00:01:00.0	56.0	56.0	0.0	56.0	1245	394410.1007
1246	2013/07/16	08:20:00	00:01:00.0	50.9	50.9	0.0	50.9	1246	122519.9648
1247	2013/07/16	08:21:00	00:01:00.0	42.1	42.1	0.0	42.1	1247	16311.02705
1248	2013/07/16	08:22:00	00:01:00.0	52.9	52.9	0.0	52.9	1248	196362.9463
1249	2013/07/16	08:23:00	00:01:00.0	49.6	49.6	0.0	49.6	1249	91757.65124
1250	2013/07/16	08:24:00	00:01:00.0	46.4	46.4	0.0	46.4	1250	44063.09636
1251	2013/07/16	08:25:00	00:01:00.0	43.5	43.5	0.0	43.5	1251	22217.56565
1252	2013/07/16	08:26:00	00:01:00.0	42.4	42.4	0.0	42.4	1252	17217.70512
1253	2013/07/16	08:27:00	00:01:00.0	42.3	42.3	0.0	42.3	1253	17150.82332
1254	2013/07/16	08:28:00	00:01:00.0	50.0	50.0	0.0	50.0	1254	100913.9634
1255	2013/07/16	08:29:00	00:01:00.0	51.7	51.7	0.0	51.7	1255	146965.8706
1256	2013/07/16	08:30:00	00:01:00.0	50.7	50.7	0.0	50.7	1256	117833.3112
1257	2013/07/16	08:31:00	00:01:00.0	45.9	45.9	0.0	45.9	1257	39080.57158
1258	2013/07/16	08:32:00	00:01:00.0	53.0	53.0	0.0	53.0	1258	199544.4591
1259	2013/07/16	08:33:00	00:01:00.0	47.4	47.4	0.0	47.4	1259	54355.89591
1260	2013/07/16	08:34:00	00:01:00.0	48.8	48.8	0.0	48.8	1260	76062.30985

Location 5 - Smith Hill Lane

Record #	Date	Time	Duration	LAeq	Base Leq	Penalty	Base+Penalty	count	10 ^{^(leq/10)}
1261	2013/07/16	08:35:00	00:01:00.0	46.0	46.0	0.0	46.0	1261	39846.05081
1262	2013/07/16	08:36:00	00:01:00.0	49.4	49.4	0.0	49.4	1262	87249.75908
1263	2013/07/16	08:37:00	00:01:00.0	46.0	46.0	0.0	46.0	1263	39848.43084
1264	2013/07/16	08:38:00	00:01:00.0	47.9	47.9	0.0	47.9	1264	61056.28304
1265	2013/07/16	08:39:00	00:01:00.0	45.4	45.4	0.0	45.4	1265	34526.9963
1266	2013/07/16	08:40:00	00:01:00.0	44.0	44.0	0.0	44.0	1266	24990.6064
1267	2013/07/16	08:41:00	00:01:00.0	45.2	45.2	0.0	45.2	1267	33186.55279
1268	2013/07/16	08:42:00	00:01:00.0	46.7	46.7	0.0	46.7	1268	46609.02318
1269	2013/07/16	08:43:00	00:01:00.0	47.3	47.3	0.0	47.3	1269	53864.50124
1270	2013/07/16	08:44:00	00:01:00.0	48.9	48.9	0.0	48.9	1270	76839.51951
1271	2013/07/16	08:45:00	00:01:00.0	47.5	47.5	0.0	47.5	1271	56574.49643
1272	2013/07/16	08:46:00	00:01:00.0	47.2	47.2	0.0	47.2	1272	52073.87222
1273	2013/07/16	08:47:00	00:01:00.0	47.0	47.0	0.0	47.0	1273	50066.53974
1274	2013/07/16	08:48:00	00:01:00.0	48.2	48.2	0.0	48.2	1274	66567.64123
1275	2013/07/16	08:49:00	00:01:00.0	46.7	46.7	0.0	46.7	1275	46853.54075
1276	2013/07/16	08:50:00	00:01:00.0	48.0	48.0	0.0	48.0	1276	63787.38557
1277	2013/07/16	08:51:00	00:01:00.0	45.0	45.0	0.0	45.0	1277	31919.19805
1278	2013/07/16	08:52:00	00:01:00.0	44.5	44.5	0.0	44.5	1278	28047.43451
1279	2013/07/16	08:53:00	00:01:00.0	45.1	45.1	0.0	45.1	1279	32027.18162
1280	2013/07/16	08:54:00	00:01:00.0	44.9	44.9	0.0	44.9	1280	30865.36631
1281	2013/07/16	08:55:00	00:01:00.0	46.3	46.3	0.0	46.3	1281	42395.94256
1282	2013/07/16	08:56:00	00:01:00.0	42.2	42.2	0.0	42.2	1282	16787.58306
1283	2013/07/16	08:57:00	00:01:00.0	42.6	42.6	0.0	42.6	1283	18078.53517
1284	2013/07/16	08:58:00	00:01:00.0	42.4	42.4	0.0	42.4	1284	17575.31765
1285	2013/07/16	08:59:00	00:01:00.0	46.8	46.8	0.0	46.8	1285	48236.51583
1286	2013/07/16	09:00:00	00:01:00.0	45.2	45.2	0.0	45.2	1286	32945.45901
1287	2013/07/16	09:01:00	00:01:00.0	43.2	43.2	0.0	43.2	1287	20885.64394
1288	2013/07/16	09:02:00	00:01:00.0	43.5	43.5	0.0	43.5	1288	22174.36211
1289	2013/07/16	09:03:00	00:01:00.0	42.6	42.6	0.0	42.6	1289	18111.92897
1290	2013/07/16	09:04:00	00:01:00.0	44.0	44.0	0.0	44.0	1290	25365.99261
1291	2013/07/16	09:05:00	00:01:00.0	44.1	44.1	0.0	44.1	1291	25666.76801
1292	2013/07/16	09:06:00	00:01:00.0	45.8	45.8	0.0	45.8	1292	37779.51632
1293	2013/07/16	09:07:00	00:01:00.0	44.5	44.5	0.0	44.5	1293	28310.36676
1294	2013/07/16	09:08:00	00:01:00.0	42.8	42.8	0.0	42.8	1294	19213.67917
1295	2013/07/16	09:09:00	00:01:00.0	43.5	43.5	0.0	43.5	1295	22254.55814
1296	2013/07/16	09:10:00	00:01:00.0	44.2	44.2	0.0	44.2	1296	26535.27222
1297	2013/07/16	09:11:00	00:01:00.0	47.2	47.2	0.0	47.2	1297	52696.14793
1298	2013/07/16	09:12:00	00:01:00.0	44.5	44.5	0.0	44.5	1298	28109.11669
1299	2013/07/16	09:13:00	00:01:00.0	43.4	43.4	0.0	43.4	1299	21875.60628
1300	2013/07/16	09:14:00	00:01:00.0	51.8	51.8	0.0	51.8	1300	151018.9242
1301	2013/07/16	09:15:00	00:01:00.0	51.7	51.7	0.0	51.7	1301	146372.6123
1302	2013/07/16	09:16:00	00:01:00.0	42.1	42.1	0.0	42.1	1302	16207.59979
1303	2013/07/16	09:17:00	00:01:00.0	43.1	43.1	0.0	43.1	1303	20254.48593
1304	2013/07/16	09:18:00	00:01:00.0	44.2	44.2	0.0	44.2	1304	26530.56449
1305	2013/07/16	09:19:00	00:01:00.0	44.4	44.4	0.0	44.4	1305	27491.97451

Location 5 - Smith Hill Lane

Record #	Date	Time	Duration	LAeq	Base Leq	Penalty	Base+Penalty	count	10 ^{^(leq/10)}
1306	2013/07/16	09:20:00	00:01:00.0	45.4	45.4	0.0	45.4	1306	34715.90475
1307	2013/07/16	09:21:00	00:01:00.0	46.0	46.0	0.0	46.0	1307	40082.64667
1308	2013/07/16	09:22:00	00:01:00.0	45.1	45.1	0.0	45.1	1308	32543.92002
1309	2013/07/16	09:23:00	00:01:00.0	49.7	49.7	0.0	49.7	1309	92496.37768
1310	2013/07/16	09:24:00	00:01:00.0	50.9	50.9	0.0	50.9	1310	123183.2783
1311	2013/07/16	09:25:00	00:01:00.0	46.5	46.5	0.0	46.5	1311	45175.86362
1312	2013/07/16	09:26:00	00:01:00.0	44.5	44.5	0.0	44.5	1312	28194.77347
1313	2013/07/16	09:27:00	00:01:00.0	44.9	44.9	0.0	44.9	1313	30897.78109
1314	2013/07/16	09:28:00	00:01:00.0	46.0	46.0	0.0	46.0	1314	40085.9915
1315	2013/07/16	09:29:00	00:01:00.0	49.3	49.3	0.0	49.3	1315	84988.8054
1316	2013/07/16	09:30:00	00:01:00.0	46.5	46.5	0.0	46.5	1316	44753.18767
1317	2013/07/16	09:31:00	00:01:00.0	47.9	47.9	0.0	47.9	1317	62208.25766
1318	2013/07/16	09:32:00	00:01:00.0	47.8	47.8	0.0	47.8	1318	60252.66665
1319	2013/07/16	09:33:00	00:01:00.0	46.8	46.8	0.0	46.8	1319	47980.52406
1320	2013/07/16	09:34:00	00:01:00.0	48.1	48.1	0.0	48.1	1320	64881.49063
1321	2013/07/16	09:35:00	00:01:00.0	48.2	48.2	0.0	48.2	1321	66448.11743
1322	2013/07/16	09:36:00	00:01:00.0	47.7	47.7	0.0	47.7	1322	58742.77623
1323	2013/07/16	09:37:00	00:01:00.0	49.8	49.8	0.0	49.8	1323	94611.37945
1324	2013/07/16	09:38:00	00:01:00.0	47.6	47.6	0.0	47.6	1324	58175.5331
1325	2013/07/16	09:39:00	00:01:00.0	45.5	45.5	0.0	45.5	1325	35249.41769
1326	2013/07/16	09:40:00	00:01:00.0	45.4	45.4	0.0	45.4	1326	34740.30796
1327	2013/07/16	09:41:00	00:01:00.0	47.1	47.1	0.0	47.1	1327	51650.76785
1328	2013/07/16	09:42:00	00:01:00.0	46.2	46.2	0.0	46.2	1328	41814.41884
1329	2013/07/16	09:43:00	00:01:00.0	47.0	47.0	0.0	47.0	1329	49893.13248
1330	2013/07/16	09:44:00	00:01:00.0	45.3	45.3	0.0	45.3	1330	33833.34523
1331	2013/07/16	09:45:00	00:01:00.0	45.1	45.1	0.0	45.1	1331	32327.16666
1332	2013/07/16	09:46:00	00:01:00.0	44.8	44.8	0.0	44.8	1332	29993.47246
1333	2013/07/16	09:47:00	00:01:00.0	46.0	46.0	0.0	46.0	1333	39936.34651
1334	2013/07/16	09:48:00	00:01:00.0	46.4	46.4	0.0	46.4	1334	43395.53714
1335	2013/07/16	09:49:00	00:01:00.0	45.4	45.4	0.0	45.4	1335	34391.97067
1336	2013/07/16	09:50:00	00:01:00.0	46.9	46.9	0.0	46.9	1336	48558.06452
1337	2013/07/16	09:51:00	00:01:00.0	44.6	44.6	0.0	44.6	1337	28588.44218
1338	2013/07/16	09:52:00	00:01:00.0	43.5	43.5	0.0	43.5	1338	22300.5034
1339	2013/07/16	09:53:00	00:01:00.0	44.7	44.7	0.0	44.7	1339	29577.26053
1340	2013/07/16	09:54:00	00:01:00.0	50.9	50.9	0.0	50.9	1340	123158.9357
1341	2013/07/16	09:55:00	00:01:00.0	51.1	51.1	0.0	51.1	1341	130032.5862
1342	2013/07/16	09:56:00	00:01:00.0	46.1	46.1	0.0	46.1	1342	40775.10143
1343	2013/07/16	09:57:00	00:01:00.0	49.5	49.5	0.0	49.5	1343	88637.00056
1344	2013/07/16	09:58:00	00:01:00.0	45.1	45.1	0.0	45.1	1344	32456.3378
1345	2013/07/16	09:59:00	00:01:00.0	49.3	49.3	0.0	49.3	1345	84808.56455
1346	2013/07/16	10:00:00	00:01:00.0	46.9	46.9	0.0	46.9	1346	48544.6737
1347	2013/07/16	10:01:00	00:01:00.0	45.5	45.5	0.0	45.5	1347	35834.28821
1348	2013/07/16	10:02:00	00:01:00.0	46.1	46.1	0.0	46.1	1348	40949.64464
1349	2013/07/16	10:03:00	00:01:00.0	47.6	47.6	0.0	47.6	1349	57856.37599
1350	2013/07/16	10:04:00	00:01:00.0	46.3	46.3	0.0	46.3	1350	42383.99047

Location 5 - Smith Hill Lane

Record #	Date	Time	Duration	LAeq	Base Leq	Penalty	Base+Penalty	count	10 ^{^(leq/10)}
1351	2013/07/16	10:05:00	00:01:00.0	43.7	43.7	0.0	43.7	1351	23502.96975
1352	2013/07/16	10:06:00	00:01:00.0	45.0	45.0	0.0	45.0	1352	31356.25284
1353	2013/07/16	10:07:00	00:01:00.0	46.6	46.6	0.0	46.6	1353	45282.65207
1354	2013/07/16	10:08:00	00:01:00.0	44.3	44.3	0.0	44.3	1354	26799.48978
1355	2013/07/16	10:09:00	00:01:00.0	46.5	46.5	0.0	46.5	1355	44906.56117
1356	2013/07/16	10:10:00	00:01:00.0	45.8	45.8	0.0	45.8	1356	38338.14839
1357	2013/07/16	10:11:00	00:01:00.0	46.0	46.0	0.0	46.0	1357	40139.26467
1358	2013/07/16	10:12:00	00:01:00.0	46.1	46.1	0.0	46.1	1358	40776.21173
1359	2013/07/16	10:13:00	00:01:00.0	46.7	46.7	0.0	46.7	1359	46705.74133
1360	2013/07/16	10:14:00	00:01:00.0	44.5	44.5	0.0	44.5	1360	27973.28003
1361	2013/07/16	10:15:00	00:01:00.0	44.9	44.9	0.0	44.9	1361	30837.6712
1362	2013/07/16	10:16:00	00:01:00.0	44.3	44.3	0.0	44.3	1362	27000.2318
1363	2013/07/16	10:17:00	00:01:00.0	44.8	44.8	0.0	44.8	1363	30228.54555
1364	2013/07/16	10:18:00	00:01:00.0	44.9	44.9	0.0	44.9	1364	30866.07121
1365	2013/07/16	10:19:00	00:01:00.0	44.3	44.3	0.0	44.3	1365	27165.5151
1366	2013/07/16	10:20:00	00:01:00.0	45.4	45.4	0.0	45.4	1366	34323.01289
1367	2013/07/16	10:21:00	00:01:00.0	46.0	46.0	0.0	46.0	1367	39659.87014
1368	2013/07/16	10:22:00	00:01:00.0	43.3	43.3	0.0	43.3	1368	21603.67264
1369	2013/07/16	10:23:00	00:01:00.0	41.3	41.3	0.0	41.3	1369	13522.54708
1370	2013/07/16	10:24:00	00:01:00.0	41.4	41.4	0.0	41.4	1370	13940.97707
1371	2013/07/16	10:25:00	00:01:00.0	42.0	42.0	0.0	42.0	1371	15915.90859
1372	2013/07/16	10:26:00	00:01:00.0	42.7	42.7	0.0	42.7	1372	18637.84349
1373	2013/07/16	10:27:00	00:01:00.0	45.3	45.3	0.0	45.3	1373	33695.17162
1374	2013/07/16	10:28:00	00:01:00.0	39.6	39.6	0.0	39.6	1374	9224.194169
1375	2013/07/16	10:29:00	00:01:00.0	39.1	39.1	0.0	39.1	1375	8219.468776
1376	2013/07/16	10:30:00	00:01:00.0	37.0	37.0	0.0	37.0	1376	5045.74724
1377	2013/07/16	10:31:00	00:01:00.0	41.9	41.9	0.0	41.9	1377	15648.64361
1378	2013/07/16	10:32:00	00:01:00.0	38.7	38.7	0.0	38.7	1378	7358.014433
1379	2013/07/16	10:33:00	00:01:00.0	42.9	42.9	0.0	42.9	1379	19488.04254
1380	2013/07/16	10:34:00	00:01:00.0	39.5	39.5	0.0	39.5	1380	8910.474217
1381	2013/07/16	10:35:00	00:01:00.0	39.8	39.8	0.0	39.8	1381	9652.464524
1382	2013/07/16	10:36:00	00:01:00.0	43.2	43.2	0.0	43.2	1382	20706.86851
1383	2013/07/16	10:37:00	00:01:00.0	40.6	40.6	0.0	40.6	1383	11353.02762
1384	2013/07/16	10:38:00	00:01:00.0	40.3	40.3	0.0	40.3	1384	10806.89528
1385	2013/07/16	10:39:00	00:01:00.0	40.5	40.5	0.0	40.5	1385	11261.3076
1386	2013/07/16	10:40:00	00:01:00.0	40.8	40.8	0.0	40.8	1386	12143.92226
1387	2013/07/16	10:41:00	00:01:00.0	40.8	40.8	0.0	40.8	1387	12143.31426
1388	2013/07/16	10:42:00	00:01:00.0	51.6	51.6	0.0	51.6	1388	146053.4672
1389	2013/07/16	10:43:00	00:01:00.0	43.4	43.4	0.0	43.4	1389	21787.09033
1390	2013/07/16	10:44:00	00:01:00.0	40.9	40.9	0.0	40.9	1390	12167.65775
1391	2013/07/16	10:45:00	00:01:00.0	49.9	49.9	0.0	49.9	1391	97519.84842
1392	2013/07/16	10:46:00	00:01:00.0	39.1	39.1	0.0	39.1	1392	8204.451084
1393	2013/07/16	10:47:00	00:01:00.0	39.0	39.0	0.0	39.0	1393	7870.705115
1394	2013/07/16	10:48:00	00:01:00.0	41.2	41.2	0.0	41.2	1394	13256.87316
1395	2013/07/16	10:49:00	00:01:00.0	46.1	46.1	0.0	46.1	1395	40530.32396

Location 5 - Smith Hill Lane

Record #	Date	Time	Duration	LAeq	Base Leq	Penalty	Base+Penalty	count	10 ^{^(leq/10)}
1396	2013/07/16	10:50:00	00:01:00.0	41.0	41.0	0.0	41.0	1396	12629.72489
1397	2013/07/16	10:51:00	00:01:00.0	41.3	41.3	0.0	41.3	1397	13616.04983
1398	2013/07/16	10:52:00	00:01:00.0	41.8	41.8	0.0	41.8	1398	14976.93862
1399	2013/07/16	10:53:00	00:01:00.0	40.5	40.5	0.0	40.5	1399	11273.95611
1400	2013/07/16	10:54:00	00:01:00.0	41.3	41.3	0.0	41.3	1400	13567.82946
1401	2013/07/16	10:55:00	00:01:00.0	40.9	40.9	0.0	40.9	1401	12183.96736
1402	2013/07/16	10:56:00	00:01:00.0	51.7	51.7	0.0	51.7	1402	146678.9261
1403	2013/07/16	10:57:00	00:01:00.0	42.5	42.5	0.0	42.5	1403	17929.94465
1404	2013/07/16	10:58:00	00:01:00.0	41.8	41.8	0.0	41.8	1404	15177.69249
1405	2013/07/16	10:59:00	00:01:00.0	49.0	49.0	0.0	49.0	1405	78588.43816
1406	2013/07/16	11:00:00	00:01:00.0	44.2	44.2	0.0	44.2	1406	26582.81584
1407	2013/07/16	11:01:00	00:01:00.0	40.4	40.4	0.0	40.4	1407	10850.19125
1408	2013/07/16	11:02:00	00:01:00.0	42.6	42.6	0.0	42.6	1408	18234.71465
1409	2013/07/16	11:03:00	00:01:00.0	37.3	37.3	0.0	37.3	1409	5390.852009
1410	2013/07/16	11:04:00	00:01:00.0	38.3	38.3	0.0	38.3	1410	6817.743701
1411	2013/07/16	11:05:00	00:01:00.0	38.8	38.8	0.0	38.8	1411	7543.853245
1412	2013/07/16	11:06:00	00:01:00.0	48.2	48.2	0.0	48.2	1412	66512.81822
1413	2013/07/16	11:07:00	00:01:00.0	38.7	38.7	0.0	38.7	1413	7338.592842
1414	2013/07/16	11:08:00	00:01:00.0	38.6	38.6	0.0	38.6	1414	7279.739857
1415	2013/07/16	11:09:00	00:01:00.0	40.7	40.7	0.0	40.7	1415	11831.00664
1416	2013/07/16	11:10:00	00:01:00.0	39.1	39.1	0.0	39.1	1416	8108.136493
1417	2013/07/16	11:11:00	00:01:00.0	50.3	50.3	0.0	50.3	1417	107737.9855
1418	2013/07/16	11:12:00	00:01:00.0	43.6	43.6	0.0	43.6	1418	23120.94928
1419	2013/07/16	11:13:00	00:01:00.0	39.3	39.3	0.0	39.3	1419	8486.303642
1420	2013/07/16	11:14:00	00:01:00.0	39.7	39.7	0.0	39.7	1420	9302.794637
1421	2013/07/16	11:15:00	00:01:00.0	40.5	40.5	0.0	40.5	1421	11289.8016
1422	2013/07/16	11:16:00	00:01:00.0	52.0	52.0	0.0	52.0	1422	158236.2953
1423	2013/07/16	11:17:00	00:01:00.0	39.6	39.6	0.0	39.6	1423	9129.691134
1424	2013/07/16	11:18:00	00:01:00.0	48.0	48.0	0.0	48.0	1424	63560.92829
1425	2013/07/16	11:19:00	00:01:00.0	45.1	45.1	0.0	45.1	1425	32098.17997
1426	2013/07/16	11:20:00	00:01:00.0	40.6	40.6	0.0	40.6	1426	11417.79108
1427	2013/07/16	11:21:00	00:01:00.0	41.4	41.4	0.0	41.4	1427	13816.41454
1428	2013/07/16	11:22:00	00:01:00.0	46.0	46.0	0.0	46.0	1428	39627.76444
1429	2013/07/16	11:23:00	00:01:00.0	48.1	48.1	0.0	48.1	1429	64267.50046
1430	2013/07/16	11:24:00	00:01:00.0	50.8	50.8	0.0	50.8	1430	119851.5897
1431	2013/07/16	11:25:00	00:01:00.0	41.6	41.6	0.0	41.6	1431	14418.51951
1432	2013/07/16	11:26:00	00:01:00.0	48.9	48.9	0.0	48.9	1432	78387.47469
1433	2013/07/16	11:27:00	00:01:00.0	45.3	45.3	0.0	45.3	1433	33628.37894
1434	2013/07/16	11:28:00	00:01:00.0	41.3	41.3	0.0	41.3	1434	13614.77019
1435	2013/07/16	11:29:00	00:01:00.0	49.3	49.3	0.0	49.3	1435	84359.74415
1436	2013/07/16	11:30:00	00:01:00.0	40.3	40.3	0.0	40.3	1436	10784.27009
1437	2013/07/16	11:31:00	00:01:00.0	42.0	42.0	0.0	42.0	1437	16030.07135
1438	2013/07/16	11:32:00	00:01:00.0	44.9	44.9	0.0	44.9	1438	31092.27581
1439	2013/07/16	11:33:00	00:01:00.0	46.2	46.2	0.0	46.2	1439	41271.60149
1440	2013/07/16	11:34:00	00:01:00.0	44.6	44.6	0.0	44.6	1440	28763.42252

Location 5 - Smith Hill Lane

Record #	Date	Time	Duration	LAeq	Base Leq	Penalty	Base+Penalty	count	$10^{(leq/10)}$
									1184806283
									1440
									822782.1407
									5.915284856
								L _{dn}	59.15284856

Reading #6

General Information			
Serial Number		02443	
Model		831	
Firmware Version		2.112	
Filename		831 Data.004	
User	M Johnston, R Eckenrode		
Job Description	TVA Noise Assessment		
Location	Poplar		
Measurement Description			
Start Time	Monday, 2013 July 15 12:40:00		
Stop Time	Tuesday, 2013 July 16 12:40:00		
Duration	1 Day 00:00:00.0		
Run Time	1 Day 00:00:00.0		
Pause	00:00:00.0		
Pre Calibration	Saturday, 2013 July 13 21:52:00		
Post Calibration	None		
Calibration Deviation	---		

Note

Overall Data			
L _{Aeq}		44.1	dB
L _{ASmax}	2013 Jul 15 12:40:13	75.0	dB
L _{Zpeak} (max)	2013 Jul 15 12:40:13	107.8	dB
L _{ASmin}	2013 Jul 15 15:48:52	29.5	dB
L _{Ceq}		54.9	dB
L _{Aeq}		44.1	dB
L _{Ceq} - L _{Aeq}		10.8	dB
L _{A1eq}		47.8	dB
L _{Aeq}		44.1	dB
L _{A1eq} - L _{Aeq}		3.6	dB
L _{dn}		51.7	dB
L _{Day} 07:00-22:00		42.9	dB
L _{Night} 22:00-07:00		45.6	dB
L _{den}		51.7	dB
L _{Day} 07:00-19:00		43.0	dB
L _{Evening} 19:00-22:00		42.8	dB
L _{Night} 22:00-07:00		45.6	dB
L _{AE}		93.5	dB
E _A		247.6	µPa²h
E _{A8}		82.53	µPa²h
E _{A40}		412.7	µPa²h
# Overloads		0	
Overload Duration		0.0	s
# OBA Overloads		0	
OBA Overload Duration		0.0	s

Statistics			
L _{AS5.00}		47.3	dBA
L _{AS10.00}		46.8	dBA
L _{AS33.30}		42.9	dBA
L _{AS50.00}		40.4	dBA
L _{AS66.60}		38.8	dBA
L _{AS90.00}		35.5	dBA
L _{AS} > 65.0 dB (Exceedence Counts / Duration)	8 /	43.0	s
L _{AS} > 85.0 dB (Exceedence Counts / Duration)	0 /	0.0	s
L _{Zpeak} > 135.0 dB (Exceedence Counts / Duration)	0 /	0.0	s
L _{Zpeak} > 137.0 dB (Exceedence Counts / Duration)	0 /	0.0	s
L _{Zpeak} > 140.0 dB (Exceedence Counts / Duration)	0 /	0.0	s

Location 6 - Speers Road

Record #	Date	Time	Duration	LAeq	Base Leq	Penalty	Base+Penalty	count	10 ^{^(leq/10)}
1	2013/07/15	12:40:00	00:01:00.0	59.1	59.1	0.0	59.1	1	812864.5015
2	2013/07/15	12:41:00	00:01:00.0	48.0	48.0	0.0	48.0	2	62652.26816
3	2013/07/15	12:42:00	00:01:00.0	45.7	45.7	0.0	45.7	3	36906.3663
4	2013/07/15	12:43:00	00:01:00.0	50.0	50.0	0.0	50.0	4	100187.6192
5	2013/07/15	12:44:00	00:01:00.0	36.4	36.4	0.0	36.4	5	4328.392134
6	2013/07/15	12:45:00	00:01:00.0	37.5	37.5	0.0	37.5	6	5641.267896
7	2013/07/15	12:46:00	00:01:00.0	37.0	37.0	0.0	37.0	7	4999.209848
8	2013/07/15	12:47:00	00:01:00.0	38.3	38.3	0.0	38.3	8	6727.737435
9	2013/07/15	12:48:00	00:01:00.0	38.3	38.3	0.0	38.3	9	6810.710869
10	2013/07/15	12:49:00	00:01:00.0	39.1	39.1	0.0	39.1	10	8211.112607
11	2013/07/15	12:50:00	00:01:00.0	38.4	38.4	0.0	38.4	11	6851.361789
12	2013/07/15	12:51:00	00:01:00.0	39.7	39.7	0.0	39.7	12	9281.019232
13	2013/07/15	12:52:00	00:01:00.0	39.5	39.5	0.0	39.5	13	8963.185552
14	2013/07/15	12:53:00	00:01:00.0	39.5	39.5	0.0	39.5	14	8961.390696
15	2013/07/15	12:54:00	00:01:00.0	39.3	39.3	0.0	39.3	15	8588.996254
16	2013/07/15	12:55:00	00:01:00.0	39.2	39.2	0.0	39.2	16	8296.879735
17	2013/07/15	12:56:00	00:01:00.0	39.8	39.8	0.0	39.8	17	9522.39986
18	2013/07/15	12:57:00	00:01:00.0	39.5	39.5	0.0	39.5	18	8897.382012
19	2013/07/15	12:58:00	00:01:00.0	41.3	41.3	0.0	41.3	19	13526.85939
20	2013/07/15	12:59:00	00:01:00.0	44.0	44.0	0.0	44.0	20	25049.10809
21	2013/07/15	13:00:00	00:01:00.0	43.8	43.8	0.0	43.8	21	24220.16053
22	2013/07/15	13:01:00	00:01:00.0	37.9	37.9	0.0	37.9	22	6231.024785
23	2013/07/15	13:02:00	00:01:00.0	36.1	36.1	0.0	36.1	23	4093.486413
24	2013/07/15	13:03:00	00:01:00.0	36.8	36.8	0.0	36.8	24	4784.778431
25	2013/07/15	13:04:00	00:01:00.0	37.7	37.7	0.0	37.7	25	5839.48042
26	2013/07/15	13:05:00	00:01:00.0	37.9	37.9	0.0	37.9	26	6195.153596
27	2013/07/15	13:06:00	00:01:00.0	36.5	36.5	0.0	36.5	27	4437.9701
28	2013/07/15	13:07:00	00:01:00.0	35.6	35.6	0.0	35.6	28	3631.93074
29	2013/07/15	13:08:00	00:01:00.0	35.6	35.6	0.0	35.6	29	3661.727228
30	2013/07/15	13:09:00	00:01:00.0	34.7	34.7	0.0	34.7	30	2943.195061
31	2013/07/15	13:10:00	00:01:00.0	33.7	33.7	0.0	33.7	31	2350.204078
32	2013/07/15	13:11:00	00:01:00.0	33.8	33.8	0.0	33.8	32	2425.326447
33	2013/07/15	13:12:00	00:01:00.0	35.3	35.3	0.0	35.3	33	3354.079475
34	2013/07/15	13:13:00	00:01:00.0	34.2	34.2	0.0	34.2	34	2609.431303
35	2013/07/15	13:14:00	00:01:00.0	37.0	37.0	0.0	37.0	35	4987.140029
36	2013/07/15	13:15:00	00:01:00.0	35.7	35.7	0.0	35.7	36	3747.936868
37	2013/07/15	13:16:00	00:01:00.0	35.6	35.6	0.0	35.6	37	3610.730398
38	2013/07/15	13:17:00	00:01:00.0	35.8	35.8	0.0	35.8	38	3767.877073
39	2013/07/15	13:18:00	00:01:00.0	35.6	35.6	0.0	35.6	39	3610.216645
40	2013/07/15	13:19:00	00:01:00.0	34.6	34.6	0.0	34.6	40	2912.611823
41	2013/07/15	13:20:00	00:01:00.0	34.4	34.4	0.0	34.4	41	2770.478954
42	2013/07/15	13:21:00	00:01:00.0	37.9	37.9	0.0	37.9	42	6150.271273
43	2013/07/15	13:22:00	00:01:00.0	38.3	38.3	0.0	38.3	43	6729.628715
44	2013/07/15	13:23:00	00:01:00.0	40.6	40.6	0.0	40.6	44	11388.24382
45	2013/07/15	13:24:00	00:01:00.0	37.9	37.9	0.0	37.9	45	6141.288591

Location 6 - Speers Road

Record #	Date	Time	Duration	LAeq	Base Leq	Penalty	Base+Penalty	count	10 ^{^(leq/10)}
46	2013/07/15	13:25:00	00:01:00.0	38.3	38.3	0.0	38.3	46	6727.081522
47	2013/07/15	13:26:00	00:01:00.0	37.6	37.6	0.0	37.6	47	5817.394904
48	2013/07/15	13:27:00	00:01:00.0	38.2	38.2	0.0	38.2	48	6547.103316
49	2013/07/15	13:28:00	00:01:00.0	40.8	40.8	0.0	40.8	49	11965.3208
50	2013/07/15	13:29:00	00:01:00.0	42.1	42.1	0.0	42.1	50	16246.29723
51	2013/07/15	13:30:00	00:01:00.0	39.2	39.2	0.0	39.2	51	8321.702265
52	2013/07/15	13:31:00	00:01:00.0	39.5	39.5	0.0	39.5	52	8881.539169
53	2013/07/15	13:32:00	00:01:00.0	38.5	38.5	0.0	38.5	53	7010.609351
54	2013/07/15	13:33:00	00:01:00.0	38.8	38.8	0.0	38.8	54	7563.027486
55	2013/07/15	13:34:00	00:01:00.0	39.7	39.7	0.0	39.7	55	9227.93005
56	2013/07/15	13:35:00	00:01:00.0	41.2	41.2	0.0	41.2	56	13112.29867
57	2013/07/15	13:36:00	00:01:00.0	40.0	40.0	0.0	40.0	57	9890.109747
58	2013/07/15	13:37:00	00:01:00.0	40.5	40.5	0.0	40.5	58	11179.02508
59	2013/07/15	13:38:00	00:01:00.0	37.5	37.5	0.0	37.5	59	5670.180421
60	2013/07/15	13:39:00	00:01:00.0	36.2	36.2	0.0	36.2	60	4172.863599
61	2013/07/15	13:40:00	00:01:00.0	36.5	36.5	0.0	36.5	61	4458.537549
62	2013/07/15	13:41:00	00:01:00.0	39.1	39.1	0.0	39.1	62	8082.765276
63	2013/07/15	13:42:00	00:01:00.0	51.5	51.5	0.0	51.5	63	141372.7902
64	2013/07/15	13:43:00	00:01:00.0	51.4	51.4	0.0	51.4	64	136931.0931
65	2013/07/15	13:44:00	00:01:00.0	35.8	35.8	0.0	35.8	65	3810.100505
66	2013/07/15	13:45:00	00:01:00.0	35.8	35.8	0.0	35.8	66	3828.840912
67	2013/07/15	13:46:00	00:01:00.0	37.4	37.4	0.0	37.4	67	5443.081071
68	2013/07/15	13:47:00	00:01:00.0	38.7	38.7	0.0	38.7	68	7476.47524
69	2013/07/15	13:48:00	00:01:00.0	37.8	37.8	0.0	37.8	69	5982.040724
70	2013/07/15	13:49:00	00:01:00.0	34.0	34.0	0.0	34.0	70	2487.466804
71	2013/07/15	13:50:00	00:01:00.0	36.5	36.5	0.0	36.5	71	4490.04477
72	2013/07/15	13:51:00	00:01:00.0	36.9	36.9	0.0	36.9	72	4929.83706
73	2013/07/15	13:52:00	00:01:00.0	36.3	36.3	0.0	36.3	73	4267.267237
74	2013/07/15	13:53:00	00:01:00.0	34.5	34.5	0.0	34.5	74	2806.954165
75	2013/07/15	13:54:00	00:01:00.0	32.9	32.9	0.0	32.9	75	1962.072598
76	2013/07/15	13:55:00	00:01:00.0	33.9	33.9	0.0	33.9	76	2464.212963
77	2013/07/15	13:56:00	00:01:00.0	34.3	34.3	0.0	34.3	77	2665.43847
78	2013/07/15	13:57:00	00:01:00.0	34.2	34.2	0.0	34.2	78	2631.99022
79	2013/07/15	13:58:00	00:01:00.0	32.8	32.8	0.0	32.8	79	1894.931925
80	2013/07/15	13:59:00	00:01:00.0	34.4	34.4	0.0	34.4	80	2775.182022
81	2013/07/15	14:00:00	00:01:00.0	37.5	37.5	0.0	37.5	81	5660.740286
82	2013/07/15	14:01:00	00:01:00.0	35.1	35.1	0.0	35.1	82	3211.081335
83	2013/07/15	14:02:00	00:01:00.0	34.7	34.7	0.0	34.7	83	2952.871841
84	2013/07/15	14:03:00	00:01:00.0	33.4	33.4	0.0	33.4	84	2169.563548
85	2013/07/15	14:04:00	00:01:00.0	32.7	32.7	0.0	32.7	85	1863.542076
86	2013/07/15	14:05:00	00:01:00.0	32.5	32.5	0.0	32.5	86	1797.37174
87	2013/07/15	14:06:00	00:01:00.0	32.8	32.8	0.0	32.8	87	1895.76433
88	2013/07/15	14:07:00	00:01:00.0	34.1	34.1	0.0	34.1	88	2581.942031
89	2013/07/15	14:08:00	00:01:00.0	36.0	36.0	0.0	36.0	89	3973.239505
90	2013/07/15	14:09:00	00:01:00.0	34.8	34.8	0.0	34.8	90	3028.882493

Location 6 - Speers Road

Record #	Date	Time	Duration	LAeq	Base Leq	Penalty	Base+Penalty	count	10 ^{^(leq/10)}
91	2013/07/15	14:10:00	00:01:00.0	34.2	34.2	0.0	34.2	91	2616.973817
92	2013/07/15	14:11:00	00:01:00.0	33.7	33.7	0.0	33.7	92	2354.936176
93	2013/07/15	14:12:00	00:01:00.0	32.7	32.7	0.0	32.7	93	1868.968009
94	2013/07/15	14:13:00	00:01:00.0	33.6	33.6	0.0	33.6	94	2312.675829
95	2013/07/15	14:14:00	00:01:00.0	36.2	36.2	0.0	36.2	95	4133.901194
96	2013/07/15	14:15:00	00:01:00.0	36.1	36.1	0.0	36.1	96	4067.04756
97	2013/07/15	14:16:00	00:01:00.0	36.3	36.3	0.0	36.3	97	4249.253914
98	2013/07/15	14:17:00	00:01:00.0	36.2	36.2	0.0	36.2	98	4176.724949
99	2013/07/15	14:18:00	00:01:00.0	36.5	36.5	0.0	36.5	99	4450.258503
100	2013/07/15	14:19:00	00:01:00.0	35.8	35.8	0.0	35.8	100	3777.321183
101	2013/07/15	14:20:00	00:01:00.0	35.0	35.0	0.0	35.0	101	3155.274666
102	2013/07/15	14:21:00	00:01:00.0	36.1	36.1	0.0	36.1	102	4045.644917
103	2013/07/15	14:22:00	00:01:00.0	37.3	37.3	0.0	37.3	103	5326.74827
104	2013/07/15	14:23:00	00:01:00.0	36.0	36.0	0.0	36.0	104	3953.431171
105	2013/07/15	14:24:00	00:01:00.0	36.3	36.3	0.0	36.3	105	4223.71549
106	2013/07/15	14:25:00	00:01:00.0	38.4	38.4	0.0	38.4	106	6879.378576
107	2013/07/15	14:26:00	00:01:00.0	39.9	39.9	0.0	39.9	107	9744.817888
108	2013/07/15	14:27:00	00:01:00.0	50.2	50.2	0.0	50.2	108	104043.4116
109	2013/07/15	14:28:00	00:01:00.0	39.7	39.7	0.0	39.7	109	9290.953847
110	2013/07/15	14:29:00	00:01:00.0	38.7	38.7	0.0	38.7	110	7358.925777
111	2013/07/15	14:30:00	00:01:00.0	37.2	37.2	0.0	37.2	111	5220.870487
112	2013/07/15	14:31:00	00:01:00.0	35.5	35.5	0.0	35.5	112	3513.921113
113	2013/07/15	14:32:00	00:01:00.0	37.6	37.6	0.0	37.6	113	5715.784968
114	2013/07/15	14:33:00	00:01:00.0	35.2	35.2	0.0	35.2	114	3327.908692
115	2013/07/15	14:34:00	00:01:00.0	35.9	35.9	0.0	35.9	115	3890.948349
116	2013/07/15	14:35:00	00:01:00.0	35.0	35.0	0.0	35.0	116	3136.80156
117	2013/07/15	14:36:00	00:01:00.0	34.8	34.8	0.0	34.8	117	3000.973189
118	2013/07/15	14:37:00	00:01:00.0	36.0	36.0	0.0	36.0	118	4017.023225
119	2013/07/15	14:38:00	00:01:00.0	37.2	37.2	0.0	37.2	119	5247.402546
120	2013/07/15	14:39:00	00:01:00.0	36.0	36.0	0.0	36.0	120	3977.506526
121	2013/07/15	14:40:00	00:01:00.0	34.4	34.4	0.0	34.4	121	2725.839846
122	2013/07/15	14:41:00	00:01:00.0	33.4	33.4	0.0	33.4	122	2203.224624
123	2013/07/15	14:42:00	00:01:00.0	33.4	33.4	0.0	33.4	123	2170.964669
124	2013/07/15	14:43:00	00:01:00.0	33.2	33.2	0.0	33.2	124	2102.92282
125	2013/07/15	14:44:00	00:01:00.0	35.4	35.4	0.0	35.4	125	3481.814654
126	2013/07/15	14:45:00	00:01:00.0	35.9	35.9	0.0	35.9	126	3895.061989
127	2013/07/15	14:46:00	00:01:00.0	45.5	45.5	0.0	45.5	127	35408.89059
128	2013/07/15	14:47:00	00:01:00.0	64.8	64.8	0.0	64.8	128	2996784.947
129	2013/07/15	14:48:00	00:01:00.0	38.2	38.2	0.0	38.2	129	6642.500859
130	2013/07/15	14:49:00	00:01:00.0	37.4	37.4	0.0	37.4	130	5518.386744
131	2013/07/15	14:50:00	00:01:00.0	39.3	39.3	0.0	39.3	131	8572.467558
132	2013/07/15	14:51:00	00:01:00.0	39.1	39.1	0.0	39.1	132	8106.548461
133	2013/07/15	14:52:00	00:01:00.0	35.6	35.6	0.0	35.6	133	3614.389042
134	2013/07/15	14:53:00	00:01:00.0	33.0	33.0	0.0	33.0	134	1991.919459
135	2013/07/15	14:54:00	00:01:00.0	33.4	33.4	0.0	33.4	135	2165.171614

Location 6 - Speers Road

Record #	Date	Time	Duration	LAeq	Base Leq	Penalty	Base+Penalty	count	10 ^{^(leq/10)}
136	2013/07/15	14:55:00	00:01:00.0	32.4	32.4	0.0	32.4	136	1751.001485
137	2013/07/15	14:56:00	00:01:00.0	31.6	31.6	0.0	31.6	137	1452.454407
138	2013/07/15	14:57:00	00:01:00.0	31.8	31.8	0.0	31.8	138	1499.715871
139	2013/07/15	14:58:00	00:01:00.0	36.7	36.7	0.0	36.7	139	4634.216654
140	2013/07/15	14:59:00	00:01:00.0	34.6	34.6	0.0	34.6	140	2911.777923
141	2013/07/15	15:00:00	00:01:00.0	36.4	36.4	0.0	36.4	141	4392.143735
142	2013/07/15	15:01:00	00:01:00.0	38.4	38.4	0.0	38.4	142	6946.425756
143	2013/07/15	15:02:00	00:01:00.0	36.9	36.9	0.0	36.9	143	4842.253605
144	2013/07/15	15:03:00	00:01:00.0	36.4	36.4	0.0	36.4	144	4363.963746
145	2013/07/15	15:04:00	00:01:00.0	36.1	36.1	0.0	36.1	145	4056.326778
146	2013/07/15	15:05:00	00:01:00.0	51.9	51.9	0.0	51.9	146	155045.3262
147	2013/07/15	15:06:00	00:01:00.0	42.6	42.6	0.0	42.6	147	18038.5312
148	2013/07/15	15:07:00	00:01:00.0	39.6	39.6	0.0	39.6	148	9132.450161
149	2013/07/15	15:08:00	00:01:00.0	35.7	35.7	0.0	35.7	149	3702.874963
150	2013/07/15	15:09:00	00:01:00.0	42.7	42.7	0.0	42.7	150	18642.57527
151	2013/07/15	15:10:00	00:01:00.0	43.0	43.0	0.0	43.0	151	19964.7897
152	2013/07/15	15:11:00	00:01:00.0	40.3	40.3	0.0	40.3	152	10811.55706
153	2013/07/15	15:12:00	00:01:00.0	44.0	44.0	0.0	44.0	153	24850.9076
154	2013/07/15	15:13:00	00:01:00.0	34.6	34.6	0.0	34.6	154	2874.074365
155	2013/07/15	15:14:00	00:01:00.0	31.9	31.9	0.0	31.9	155	1544.828768
156	2013/07/15	15:15:00	00:01:00.0	38.2	38.2	0.0	38.2	156	6599.90577
157	2013/07/15	15:16:00	00:01:00.0	42.4	42.4	0.0	42.4	157	17401.75126
158	2013/07/15	15:17:00	00:01:00.0	42.7	42.7	0.0	42.7	158	18778.95153
159	2013/07/15	15:18:00	00:01:00.0	48.9	48.9	0.0	48.9	159	77268.34899
160	2013/07/15	15:19:00	00:01:00.0	47.8	47.8	0.0	47.8	160	59661.72429
161	2013/07/15	15:20:00	00:01:00.0	34.5	34.5	0.0	34.5	161	2834.933508
162	2013/07/15	15:21:00	00:01:00.0	35.1	35.1	0.0	35.1	162	3236.41298
163	2013/07/15	15:22:00	00:01:00.0	35.9	35.9	0.0	35.9	163	3923.74169
164	2013/07/15	15:23:00	00:01:00.0	37.7	37.7	0.0	37.7	164	5942.55327
165	2013/07/15	15:24:00	00:01:00.0	39.6	39.6	0.0	39.6	165	9031.982367
166	2013/07/15	15:25:00	00:01:00.0	37.9	37.9	0.0	37.9	166	6123.303403
167	2013/07/15	15:26:00	00:01:00.0	41.6	41.6	0.0	41.6	167	14304.04382
168	2013/07/15	15:27:00	00:01:00.0	41.0	41.0	0.0	41.0	168	12485.38611
169	2013/07/15	15:28:00	00:01:00.0	40.6	40.6	0.0	40.6	169	11511.90795
170	2013/07/15	15:29:00	00:01:00.0	37.6	37.6	0.0	37.6	170	5747.269912
171	2013/07/15	15:30:00	00:01:00.0	36.9	36.9	0.0	36.9	171	4949.018109
172	2013/07/15	15:31:00	00:01:00.0	37.7	37.7	0.0	37.7	172	5866.800721
173	2013/07/15	15:32:00	00:01:00.0	38.4	38.4	0.0	38.4	173	6863.842453
174	2013/07/15	15:33:00	00:01:00.0	41.5	41.5	0.0	41.5	174	14037.73066
175	2013/07/15	15:34:00	00:01:00.0	36.5	36.5	0.0	36.5	175	4504.744049
176	2013/07/15	15:35:00	00:01:00.0	36.6	36.6	0.0	36.6	176	4589.7813
177	2013/07/15	15:36:00	00:01:00.0	37.2	37.2	0.0	37.2	177	5254.810053
178	2013/07/15	15:37:00	00:01:00.0	43.1	43.1	0.0	43.1	178	20410.68401
179	2013/07/15	15:38:00	00:01:00.0	43.3	43.3	0.0	43.3	179	21265.96846
180	2013/07/15	15:39:00	00:01:00.0	40.4	40.4	0.0	40.4	180	10989.3823

Location 6 - Speers Road

Record #	Date	Time	Duration	LAeq	Base Leq	Penalty	Base+Penalty	count	10 ^{^(leq/10)}
181	2013/07/15	15:40:00	00:01:00.0	39.6	39.6	0.0	39.6	181	9104.737425
182	2013/07/15	15:41:00	00:01:00.0	36.1	36.1	0.0	36.1	182	4050.64075
183	2013/07/15	15:42:00	00:01:00.0	36.8	36.8	0.0	36.8	183	4828.501072
184	2013/07/15	15:43:00	00:01:00.0	35.5	35.5	0.0	35.5	184	3565.908386
185	2013/07/15	15:44:00	00:01:00.0	35.8	35.8	0.0	35.8	185	3797.714595
186	2013/07/15	15:45:00	00:01:00.0	38.7	38.7	0.0	38.7	186	7354.118256
187	2013/07/15	15:46:00	00:01:00.0	36.3	36.3	0.0	36.3	187	4291.338505
188	2013/07/15	15:47:00	00:01:00.0	34.8	34.8	0.0	34.8	188	3014.920704
189	2013/07/15	15:48:00	00:01:00.0	33.3	33.3	0.0	33.3	189	2143.640543
190	2013/07/15	15:49:00	00:01:00.0	32.1	32.1	0.0	32.1	190	1618.372902
191	2013/07/15	15:50:00	00:01:00.0	32.2	32.2	0.0	32.2	191	1644.257565
192	2013/07/15	15:51:00	00:01:00.0	31.9	31.9	0.0	31.9	192	1542.968187
193	2013/07/15	15:52:00	00:01:00.0	33.8	33.8	0.0	33.8	193	2398.415337
194	2013/07/15	15:53:00	00:01:00.0	37.8	37.8	0.0	37.8	194	6046.930232
195	2013/07/15	15:54:00	00:01:00.0	36.7	36.7	0.0	36.7	195	4645.624115
196	2013/07/15	15:55:00	00:01:00.0	35.4	35.4	0.0	35.4	196	3492.050541
197	2013/07/15	15:56:00	00:01:00.0	34.2	34.2	0.0	34.2	197	2655.231562
198	2013/07/15	15:57:00	00:01:00.0	36.8	36.8	0.0	36.8	198	4799.835449
199	2013/07/15	15:58:00	00:01:00.0	36.7	36.7	0.0	36.7	199	4730.714704
200	2013/07/15	15:59:00	00:01:00.0	38.5	38.5	0.0	38.5	200	7078.568674
201	2013/07/15	16:00:00	00:01:00.0	37.4	37.4	0.0	37.4	201	5555.202052
202	2013/07/15	16:01:00	00:01:00.0	35.1	35.1	0.0	35.1	202	3215.871303
203	2013/07/15	16:02:00	00:01:00.0	35.4	35.4	0.0	35.4	203	3469.136633
204	2013/07/15	16:03:00	00:01:00.0	35.4	35.4	0.0	35.4	204	3500.646476
205	2013/07/15	16:04:00	00:01:00.0	32.6	32.6	0.0	32.6	205	1799.8015
206	2013/07/15	16:05:00	00:01:00.0	32.6	32.6	0.0	32.6	206	1800.889478
207	2013/07/15	16:06:00	00:01:00.0	50.3	50.3	0.0	50.3	207	107976.9156
208	2013/07/15	16:07:00	00:01:00.0	43.0	43.0	0.0	43.0	208	19995.99379
209	2013/07/15	16:08:00	00:01:00.0	38.7	38.7	0.0	38.7	209	7470.92155
210	2013/07/15	16:09:00	00:01:00.0	37.2	37.2	0.0	37.2	210	5305.082645
211	2013/07/15	16:10:00	00:01:00.0	37.1	37.1	0.0	37.1	211	5106.460356
212	2013/07/15	16:11:00	00:01:00.0	36.0	36.0	0.0	36.0	212	3989.53605
213	2013/07/15	16:12:00	00:01:00.0	34.3	34.3	0.0	34.3	213	2670.643421
214	2013/07/15	16:13:00	00:01:00.0	34.1	34.1	0.0	34.1	214	2545.641225
215	2013/07/15	16:14:00	00:01:00.0	37.3	37.3	0.0	37.3	215	5359.313864
216	2013/07/15	16:15:00	00:01:00.0	37.0	37.0	0.0	37.0	216	5044.227288
217	2013/07/15	16:16:00	00:01:00.0	37.9	37.9	0.0	37.9	217	6166.401727
218	2013/07/15	16:17:00	00:01:00.0	37.7	37.7	0.0	37.7	218	5917.384936
219	2013/07/15	16:18:00	00:01:00.0	35.7	35.7	0.0	35.7	219	3715.3301
220	2013/07/15	16:19:00	00:01:00.0	36.2	36.2	0.0	36.2	220	4148.454704
221	2013/07/15	16:20:00	00:01:00.0	39.5	39.5	0.0	39.5	221	8935.162341
222	2013/07/15	16:21:00	00:01:00.0	38.8	38.8	0.0	38.8	222	7518.873904
223	2013/07/15	16:22:00	00:01:00.0	37.1	37.1	0.0	37.1	223	5086.914847
224	2013/07/15	16:23:00	00:01:00.0	35.8	35.8	0.0	35.8	224	3793.627123
225	2013/07/15	16:24:00	00:01:00.0	36.3	36.3	0.0	36.3	225	4280.143033

Location 6 - Speers Road

Record #	Date	Time	Duration	LAeq	Base Leq	Penalty	Base+Penalty	count	10 ^{^(leq/10)}
226	2013/07/15	16:25:00	00:01:00.0	36.8	36.8	0.0	36.8	226	4733.998532
227	2013/07/15	16:26:00	00:01:00.0	41.5	41.5	0.0	41.5	227	14037.31144
228	2013/07/15	16:27:00	00:01:00.0	40.4	40.4	0.0	40.4	228	11075.27783
229	2013/07/15	16:28:00	00:01:00.0	42.3	42.3	0.0	42.3	229	16841.04727
230	2013/07/15	16:29:00	00:01:00.0	40.6	40.6	0.0	40.6	230	11550.69073
231	2013/07/15	16:30:00	00:01:00.0	39.5	39.5	0.0	39.5	231	8861.232371
232	2013/07/15	16:31:00	00:01:00.0	38.4	38.4	0.0	38.4	232	6912.310852
233	2013/07/15	16:32:00	00:01:00.0	38.6	38.6	0.0	38.6	233	7166.542441
234	2013/07/15	16:33:00	00:01:00.0	39.0	39.0	0.0	39.0	234	7986.293669
235	2013/07/15	16:34:00	00:01:00.0	38.0	38.0	0.0	38.0	235	6269.99437
236	2013/07/15	16:35:00	00:01:00.0	38.1	38.1	0.0	38.1	236	6464.859369
237	2013/07/15	16:36:00	00:01:00.0	39.3	39.3	0.0	39.3	237	8563.203422
238	2013/07/15	16:37:00	00:01:00.0	38.7	38.7	0.0	38.7	238	7347.977731
239	2013/07/15	16:38:00	00:01:00.0	37.2	37.2	0.0	37.2	239	5214.344337
240	2013/07/15	16:39:00	00:01:00.0	38.8	38.8	0.0	38.8	240	7628.538282
241	2013/07/15	16:40:00	00:01:00.0	38.6	38.6	0.0	38.6	241	7215.848889
242	2013/07/15	16:41:00	00:01:00.0	39.4	39.4	0.0	39.4	242	8701.541106
243	2013/07/15	16:42:00	00:01:00.0	38.7	38.7	0.0	38.7	243	7427.246976
244	2013/07/15	16:43:00	00:01:00.0	39.4	39.4	0.0	39.4	244	8617.629177
245	2013/07/15	16:44:00	00:01:00.0	42.2	42.2	0.0	42.2	245	16466.58233
246	2013/07/15	16:45:00	00:01:00.0	40.3	40.3	0.0	40.3	246	10828.25531
247	2013/07/15	16:46:00	00:01:00.0	42.8	42.8	0.0	42.8	247	18884.64966
248	2013/07/15	16:47:00	00:01:00.0	38.5	38.5	0.0	38.5	248	7124.140365
249	2013/07/15	16:48:00	00:01:00.0	38.2	38.2	0.0	38.2	249	6646.183481
250	2013/07/15	16:49:00	00:01:00.0	38.8	38.8	0.0	38.8	250	7637.394981
251	2013/07/15	16:50:00	00:01:00.0	38.6	38.6	0.0	38.6	251	7246.807302
252	2013/07/15	16:51:00	00:01:00.0	36.5	36.5	0.0	36.5	252	4448.05049
253	2013/07/15	16:52:00	00:01:00.0	37.1	37.1	0.0	37.1	253	5175.003824
254	2013/07/15	16:53:00	00:01:00.0	37.2	37.2	0.0	37.2	254	5292.725272
255	2013/07/15	16:54:00	00:01:00.0	40.9	40.9	0.0	40.9	255	12298.003
256	2013/07/15	16:55:00	00:01:00.0	39.1	39.1	0.0	39.1	256	8103.330625
257	2013/07/15	16:56:00	00:01:00.0	41.8	41.8	0.0	41.8	257	15085.25402
258	2013/07/15	16:57:00	00:01:00.0	39.3	39.3	0.0	39.3	258	8451.467859
259	2013/07/15	16:58:00	00:01:00.0	39.3	39.3	0.0	39.3	259	8562.26327
260	2013/07/15	16:59:00	00:01:00.0	39.6	39.6	0.0	39.6	260	9153.90111
261	2013/07/15	17:00:00	00:01:00.0	39.9	39.9	0.0	39.9	261	9767.243922
262	2013/07/15	17:01:00	00:01:00.0	40.2	40.2	0.0	40.2	262	10488.97088
263	2013/07/15	17:02:00	00:01:00.0	36.8	36.8	0.0	36.8	263	4811.008223
264	2013/07/15	17:03:00	00:01:00.0	36.0	36.0	0.0	36.0	264	3947.851233
265	2013/07/15	17:04:00	00:01:00.0	36.7	36.7	0.0	36.7	265	4680.66069
266	2013/07/15	17:05:00	00:01:00.0	36.1	36.1	0.0	36.1	266	4051.010793
267	2013/07/15	17:06:00	00:01:00.0	35.7	35.7	0.0	35.7	267	3701.411636
268	2013/07/15	17:07:00	00:01:00.0	35.0	35.0	0.0	35.0	268	3191.356316
269	2013/07/15	17:08:00	00:01:00.0	36.4	36.4	0.0	36.4	269	4348.92922
270	2013/07/15	17:09:00	00:01:00.0	37.9	37.9	0.0	37.9	270	6216.80544

Location 6 - Speers Road

Record #	Date	Time	Duration	LAeq	Base Leq	Penalty	Base+Penalty	count	10 ^{^(leq/10)}
271	2013/07/15	17:10:00	00:01:00.0	37.6	37.6	0.0	37.6	271	5733.383946
272	2013/07/15	17:11:00	00:01:00.0	38.9	38.9	0.0	38.9	272	7690.400262
273	2013/07/15	17:12:00	00:01:00.0	37.5	37.5	0.0	37.5	273	5626.273902
274	2013/07/15	17:13:00	00:01:00.0	34.3	34.3	0.0	34.3	274	2686.449118
275	2013/07/15	17:14:00	00:01:00.0	35.3	35.3	0.0	35.3	275	3388.515374
276	2013/07/15	17:15:00	00:01:00.0	36.5	36.5	0.0	36.5	276	4422.9914
277	2013/07/15	17:16:00	00:01:00.0	37.7	37.7	0.0	37.7	277	5914.225619
278	2013/07/15	17:17:00	00:01:00.0	38.2	38.2	0.0	38.2	278	6538.362256
279	2013/07/15	17:18:00	00:01:00.0	34.9	34.9	0.0	34.9	279	3078.357224
280	2013/07/15	17:19:00	00:01:00.0	40.0	40.0	0.0	40.0	280	9905.828576
281	2013/07/15	17:20:00	00:01:00.0	37.1	37.1	0.0	37.1	281	5078.807108
282	2013/07/15	17:21:00	00:01:00.0	39.9	39.9	0.0	39.9	282	9844.641841
283	2013/07/15	17:22:00	00:01:00.0	42.7	42.7	0.0	42.7	283	18493.4256
284	2013/07/15	17:23:00	00:01:00.0	38.5	38.5	0.0	38.5	284	7047.920382
285	2013/07/15	17:24:00	00:01:00.0	38.5	38.5	0.0	38.5	285	7061.218062
286	2013/07/15	17:25:00	00:01:00.0	40.0	40.0	0.0	40.0	286	9953.414883
287	2013/07/15	17:26:00	00:01:00.0	39.9	39.9	0.0	39.9	287	9727.961667
288	2013/07/15	17:27:00	00:01:00.0	38.0	38.0	0.0	38.0	288	6321.81121
289	2013/07/15	17:28:00	00:01:00.0	38.4	38.4	0.0	38.4	289	6841.156839
290	2013/07/15	17:29:00	00:01:00.0	39.1	39.1	0.0	39.1	290	8144.038981
291	2013/07/15	17:30:00	00:01:00.0	39.1	39.1	0.0	39.1	291	8112.204127
292	2013/07/15	17:31:00	00:01:00.0	39.8	39.8	0.0	39.8	292	9652.371262
293	2013/07/15	17:32:00	00:01:00.0	39.5	39.5	0.0	39.5	293	8847.326557
294	2013/07/15	17:33:00	00:01:00.0	39.8	39.8	0.0	39.8	294	9567.421479
295	2013/07/15	17:34:00	00:01:00.0	39.5	39.5	0.0	39.5	295	8962.044045
296	2013/07/15	17:35:00	00:01:00.0	39.9	39.9	0.0	39.9	296	9884.143481
297	2013/07/15	17:36:00	00:01:00.0	38.7	38.7	0.0	38.7	297	7424.500945
298	2013/07/15	17:37:00	00:01:00.0	38.1	38.1	0.0	38.1	298	6465.620335
299	2013/07/15	17:38:00	00:01:00.0	39.2	39.2	0.0	39.2	299	8266.647263
300	2013/07/15	17:39:00	00:01:00.0	37.9	37.9	0.0	37.9	300	6174.45027
301	2013/07/15	17:40:00	00:01:00.0	36.8	36.8	0.0	36.8	301	4826.770975
302	2013/07/15	17:41:00	00:01:00.0	52.8	52.8	0.0	52.8	302	192246.0147
303	2013/07/15	17:42:00	00:01:00.0	40.6	40.6	0.0	40.6	303	11607.32058
304	2013/07/15	17:43:00	00:01:00.0	40.9	40.9	0.0	40.9	304	12162.7531
305	2013/07/15	17:44:00	00:01:00.0	40.8	40.8	0.0	40.8	305	11982.90633
306	2013/07/15	17:45:00	00:01:00.0	37.5	37.5	0.0	37.5	306	5678.10993
307	2013/07/15	17:46:00	00:01:00.0	37.1	37.1	0.0	37.1	307	5082.948654
308	2013/07/15	17:47:00	00:01:00.0	38.4	38.4	0.0	38.4	308	6893.369354
309	2013/07/15	17:48:00	00:01:00.0	39.7	39.7	0.0	39.7	309	9260.319619
310	2013/07/15	17:49:00	00:01:00.0	37.8	37.8	0.0	37.8	310	5993.437904
311	2013/07/15	17:50:00	00:01:00.0	38.9	38.9	0.0	38.9	311	7851.612858
312	2013/07/15	17:51:00	00:01:00.0	40.1	40.1	0.0	40.1	312	10288.76941
313	2013/07/15	17:52:00	00:01:00.0	58.8	58.8	0.0	58.8	313	758604.7609
314	2013/07/15	17:53:00	00:01:00.0	38.7	38.7	0.0	38.7	314	7449.853815
315	2013/07/15	17:54:00	00:01:00.0	37.6	37.6	0.0	37.6	315	5692.772015

Location 6 - Speers Road

Record #	Date	Time	Duration	LAeq	Base Leq	Penalty	Base+Penalty	count	10 ^{^(leq/10)}
316	2013/07/15	17:55:00	00:01:00.0	35.5	35.5	0.0	35.5	316	3561.191322
317	2013/07/15	17:56:00	00:01:00.0	35.3	35.3	0.0	35.3	317	3418.539174
318	2013/07/15	17:57:00	00:01:00.0	38.5	38.5	0.0	38.5	318	7075.864545
319	2013/07/15	17:58:00	00:01:00.0	40.3	40.3	0.0	40.3	319	10777.99163
320	2013/07/15	17:59:00	00:01:00.0	39.6	39.6	0.0	39.6	320	9202.586581
321	2013/07/15	18:00:00	00:01:00.0	39.1	39.1	0.0	39.1	321	8088.581965
322	2013/07/15	18:01:00	00:01:00.0	38.9	38.9	0.0	38.9	322	7835.21611
323	2013/07/15	18:02:00	00:01:00.0	36.8	36.8	0.0	36.8	323	4744.830505
324	2013/07/15	18:03:00	00:01:00.0	38.1	38.1	0.0	38.1	324	6483.984451
325	2013/07/15	18:04:00	00:01:00.0	35.6	35.6	0.0	35.6	325	3659.695066
326	2013/07/15	18:05:00	00:01:00.0	35.6	35.6	0.0	35.6	326	3665.875436
327	2013/07/15	18:06:00	00:01:00.0	36.7	36.7	0.0	36.7	327	4715.567999
328	2013/07/15	18:07:00	00:01:00.0	34.9	34.9	0.0	34.9	328	3094.433336
329	2013/07/15	18:08:00	00:01:00.0	34.6	34.6	0.0	34.6	329	2916.474918
330	2013/07/15	18:09:00	00:01:00.0	33.8	33.8	0.0	33.8	330	2378.378528
331	2013/07/15	18:10:00	00:01:00.0	35.9	35.9	0.0	35.9	331	3901.327988
332	2013/07/15	18:11:00	00:01:00.0	39.7	39.7	0.0	39.7	332	9418.601773
333	2013/07/15	18:12:00	00:01:00.0	39.0	39.0	0.0	39.0	333	7890.786357
334	2013/07/15	18:13:00	00:01:00.0	36.8	36.8	0.0	36.8	334	4773.159241
335	2013/07/15	18:14:00	00:01:00.0	37.8	37.8	0.0	37.8	335	6093.354072
336	2013/07/15	18:15:00	00:01:00.0	41.8	41.8	0.0	41.8	336	15137.76371
337	2013/07/15	18:16:00	00:01:00.0	48.9	48.9	0.0	48.9	337	77549.16084
338	2013/07/15	18:17:00	00:01:00.0	38.7	38.7	0.0	38.7	338	7440.417234
339	2013/07/15	18:18:00	00:01:00.0	37.9	37.9	0.0	37.9	339	6137.066305
340	2013/07/15	18:19:00	00:01:00.0	37.6	37.6	0.0	37.6	340	5713.827287
341	2013/07/15	18:20:00	00:01:00.0	38.5	38.5	0.0	38.5	341	7042.14068
342	2013/07/15	18:21:00	00:01:00.0	38.4	38.4	0.0	38.4	342	6843.158143
343	2013/07/15	18:22:00	00:01:00.0	39.3	39.3	0.0	39.3	343	8583.151422
344	2013/07/15	18:23:00	00:01:00.0	38.4	38.4	0.0	38.4	344	6842.905695
345	2013/07/15	18:24:00	00:01:00.0	38.0	38.0	0.0	38.0	345	6367.928585
346	2013/07/15	18:25:00	00:01:00.0	38.3	38.3	0.0	38.3	346	6695.67864
347	2013/07/15	18:26:00	00:01:00.0	37.6	37.6	0.0	37.6	347	5735.464196
348	2013/07/15	18:27:00	00:01:00.0	46.3	46.3	0.0	46.3	348	42309.89578
349	2013/07/15	18:28:00	00:01:00.0	41.6	41.6	0.0	41.6	349	14315.94706
350	2013/07/15	18:29:00	00:01:00.0	37.3	37.3	0.0	37.3	350	5336.807899
351	2013/07/15	18:30:00	00:01:00.0	37.3	37.3	0.0	37.3	351	5318.916979
352	2013/07/15	18:31:00	00:01:00.0	36.6	36.6	0.0	36.6	352	4538.861651
353	2013/07/15	18:32:00	00:01:00.0	36.1	36.1	0.0	36.1	353	4060.793602
354	2013/07/15	18:33:00	00:01:00.0	35.4	35.4	0.0	35.4	354	3456.866088
355	2013/07/15	18:34:00	00:01:00.0	35.3	35.3	0.0	35.3	355	3404.649811
356	2013/07/15	18:35:00	00:01:00.0	36.0	36.0	0.0	36.0	356	3962.160396
357	2013/07/15	18:36:00	00:01:00.0	36.6	36.6	0.0	36.6	357	4579.653243
358	2013/07/15	18:37:00	00:01:00.0	36.7	36.7	0.0	36.7	358	4671.193648
359	2013/07/15	18:38:00	00:01:00.0	36.2	36.2	0.0	36.2	359	4169.500206
360	2013/07/15	18:39:00	00:01:00.0	51.6	51.6	0.0	51.6	360	143203.9917

Location 6 - Speers Road

Record #	Date	Time	Duration	LAeq	Base Leq	Penalty	Base+Penalty	count	10 ^{^(leq/10)}
361	2013/07/15	18:40:00	00:01:00.0	51.3	51.3	0.0	51.3	361	133879.8102
362	2013/07/15	18:41:00	00:01:00.0	33.6	33.6	0.0	33.6	362	2305.793627
363	2013/07/15	18:42:00	00:01:00.0	38.1	38.1	0.0	38.1	363	6490.451857
364	2013/07/15	18:43:00	00:01:00.0	50.8	50.8	0.0	50.8	364	119634.1865
365	2013/07/15	18:44:00	00:01:00.0	40.7	40.7	0.0	40.7	365	11621.90928
366	2013/07/15	18:45:00	00:01:00.0	38.5	38.5	0.0	38.5	366	7127.827049
367	2013/07/15	18:46:00	00:01:00.0	35.2	35.2	0.0	35.2	367	3286.490692
368	2013/07/15	18:47:00	00:01:00.0	38.7	38.7	0.0	38.7	368	7469.858548
369	2013/07/15	18:48:00	00:01:00.0	39.9	39.9	0.0	39.9	369	9728.499999
370	2013/07/15	18:49:00	00:01:00.0	38.5	38.5	0.0	38.5	370	7100.089271
371	2013/07/15	18:50:00	00:01:00.0	36.8	36.8	0.0	36.8	371	4764.601475
372	2013/07/15	18:51:00	00:01:00.0	37.0	37.0	0.0	37.0	372	5038.749513
373	2013/07/15	18:52:00	00:01:00.0	40.5	40.5	0.0	40.5	373	11321.10198
374	2013/07/15	18:53:00	00:01:00.0	40.7	40.7	0.0	40.7	374	11730.58131
375	2013/07/15	18:54:00	00:01:00.0	40.9	40.9	0.0	40.9	375	12326.67288
376	2013/07/15	18:55:00	00:01:00.0	40.9	40.9	0.0	40.9	376	12303.63221
377	2013/07/15	18:56:00	00:01:00.0	39.7	39.7	0.0	39.7	377	9431.458485
378	2013/07/15	18:57:00	00:01:00.0	42.3	42.3	0.0	42.3	378	17125.66866
379	2013/07/15	18:58:00	00:01:00.0	52.1	52.1	0.0	52.1	379	161746.7644
380	2013/07/15	18:59:00	00:01:00.0	43.2	43.2	0.0	43.2	380	20806.21367
381	2013/07/15	19:00:00	00:01:00.0	49.9	49.9	0.0	49.9	381	97528.58595
382	2013/07/15	19:01:00	00:01:00.0	40.1	40.1	0.0	40.1	382	10168.40613
383	2013/07/15	19:02:00	00:01:00.0	38.6	38.6	0.0	38.6	383	7323.228853
384	2013/07/15	19:03:00	00:01:00.0	38.4	38.4	0.0	38.4	384	6926.259096
385	2013/07/15	19:04:00	00:01:00.0	38.9	38.9	0.0	38.9	385	7835.381284
386	2013/07/15	19:05:00	00:01:00.0	38.8	38.8	0.0	38.8	386	7601.462205
387	2013/07/15	19:06:00	00:01:00.0	38.8	38.8	0.0	38.8	387	7642.991863
388	2013/07/15	19:07:00	00:01:00.0	38.7	38.7	0.0	38.7	388	7424.122711
389	2013/07/15	19:08:00	00:01:00.0	38.8	38.8	0.0	38.8	389	7664.275904
390	2013/07/15	19:09:00	00:01:00.0	38.4	38.4	0.0	38.4	390	6967.02442
391	2013/07/15	19:10:00	00:01:00.0	39.3	39.3	0.0	39.3	391	8516.262187
392	2013/07/15	19:11:00	00:01:00.0	39.1	39.1	0.0	39.1	392	8096.251613
393	2013/07/15	19:12:00	00:01:00.0	39.3	39.3	0.0	39.3	393	8452.967536
394	2013/07/15	19:13:00	00:01:00.0	40.0	40.0	0.0	40.0	394	9941.217489
395	2013/07/15	19:14:00	00:01:00.0	39.2	39.2	0.0	39.2	395	8361.28938
396	2013/07/15	19:15:00	00:01:00.0	38.7	38.7	0.0	38.7	396	7488.496093
397	2013/07/15	19:16:00	00:01:00.0	41.6	41.6	0.0	41.6	397	14588.25588
398	2013/07/15	19:17:00	00:01:00.0	37.7	37.7	0.0	37.7	398	5905.504694
399	2013/07/15	19:18:00	00:01:00.0	37.0	37.0	0.0	37.0	399	5052.972161
400	2013/07/15	19:19:00	00:01:00.0	37.4	37.4	0.0	37.4	400	5505.426124
401	2013/07/15	19:20:00	00:01:00.0	38.2	38.2	0.0	38.2	401	6614.652744
402	2013/07/15	19:21:00	00:01:00.0	42.9	42.9	0.0	42.9	402	19428.05214
403	2013/07/15	19:22:00	00:01:00.0	49.3	49.3	0.0	49.3	403	85172.0477
404	2013/07/15	19:23:00	00:01:00.0	39.5	39.5	0.0	39.5	404	8932.353074
405	2013/07/15	19:24:00	00:01:00.0	50.6	50.6	0.0	50.6	405	113825.1351

Location 6 - Speers Road

Record #	Date	Time	Duration	LAeq	Base Leq	Penalty	Base+Penalty	count	10 ^{^(leq/10)}
406	2013/07/15	19:25:00	00:01:00.0	44.7	44.7	0.0	44.7	406	29426.8065
407	2013/07/15	19:26:00	00:01:00.0	38.8	38.8	0.0	38.8	407	7611.37714
408	2013/07/15	19:27:00	00:01:00.0	39.0	39.0	0.0	39.0	408	7966.207274
409	2013/07/15	19:28:00	00:01:00.0	38.4	38.4	0.0	38.4	409	6937.358737
410	2013/07/15	19:29:00	00:01:00.0	41.7	41.7	0.0	41.7	410	14658.72222
411	2013/07/15	19:30:00	00:01:00.0	40.0	40.0	0.0	40.0	411	9988.271906
412	2013/07/15	19:31:00	00:01:00.0	40.4	40.4	0.0	40.4	412	10885.33915
413	2013/07/15	19:32:00	00:01:00.0	39.6	39.6	0.0	39.6	413	9075.530262
414	2013/07/15	19:33:00	00:01:00.0	37.8	37.8	0.0	37.8	414	6078.445061
415	2013/07/15	19:34:00	00:01:00.0	38.1	38.1	0.0	38.1	415	6490.925057
416	2013/07/15	19:35:00	00:01:00.0	40.2	40.2	0.0	40.2	416	10354.84459
417	2013/07/15	19:36:00	00:01:00.0	41.1	41.1	0.0	41.1	417	12801.09622
418	2013/07/15	19:37:00	00:01:00.0	39.7	39.7	0.0	39.7	418	9297.909505
419	2013/07/15	19:38:00	00:01:00.0	39.0	39.0	0.0	39.0	419	8008.66035
420	2013/07/15	19:39:00	00:01:00.0	39.0	39.0	0.0	39.0	420	7914.505169
421	2013/07/15	19:40:00	00:01:00.0	38.1	38.1	0.0	38.1	421	6411.937616
422	2013/07/15	19:41:00	00:01:00.0	40.0	40.0	0.0	40.0	422	9953.275
423	2013/07/15	19:42:00	00:01:00.0	40.0	40.0	0.0	40.0	423	9911.982057
424	2013/07/15	19:43:00	00:01:00.0	39.8	39.8	0.0	39.8	424	9644.176208
425	2013/07/15	19:44:00	00:01:00.0	40.1	40.1	0.0	40.1	425	10316.48796
426	2013/07/15	19:45:00	00:01:00.0	40.2	40.2	0.0	40.2	426	10562.66667
427	2013/07/15	19:46:00	00:01:00.0	46.3	46.3	0.0	46.3	427	42495.22655
428	2013/07/15	19:47:00	00:01:00.0	41.9	41.9	0.0	41.9	428	15386.3937
429	2013/07/15	19:48:00	00:01:00.0	39.0	39.0	0.0	39.0	429	7894.315026
430	2013/07/15	19:49:00	00:01:00.0	40.1	40.1	0.0	40.1	430	10217.00255
431	2013/07/15	19:50:00	00:01:00.0	40.8	40.8	0.0	40.8	431	12048.06657
432	2013/07/15	19:51:00	00:01:00.0	41.2	41.2	0.0	41.2	432	13253.50836
433	2013/07/15	19:52:00	00:01:00.0	41.7	41.7	0.0	41.7	433	14946.13446
434	2013/07/15	19:53:00	00:01:00.0	41.2	41.2	0.0	41.2	434	13229.40924
435	2013/07/15	19:54:00	00:01:00.0	42.2	42.2	0.0	42.2	435	16536.5468
436	2013/07/15	19:55:00	00:01:00.0	42.6	42.6	0.0	42.6	436	17991.29749
437	2013/07/15	19:56:00	00:01:00.0	42.6	42.6	0.0	42.6	437	18158.04388
438	2013/07/15	19:57:00	00:01:00.0	42.2	42.2	0.0	42.2	438	16655.21983
439	2013/07/15	19:58:00	00:01:00.0	43.1	43.1	0.0	43.1	439	20319.56248
440	2013/07/15	19:59:00	00:01:00.0	41.9	41.9	0.0	41.9	440	15559.44475
441	2013/07/15	20:00:00	00:01:00.0	41.6	41.6	0.0	41.6	441	14497.01319
442	2013/07/15	20:01:00	00:01:00.0	40.9	40.9	0.0	40.9	442	12352.50144
443	2013/07/15	20:02:00	00:01:00.0	41.2	41.2	0.0	41.2	443	13306.98029
444	2013/07/15	20:03:00	00:01:00.0	42.8	42.8	0.0	42.8	444	18972.50249
445	2013/07/15	20:04:00	00:01:00.0	41.7	41.7	0.0	41.7	445	14915.74739
446	2013/07/15	20:05:00	00:01:00.0	42.9	42.9	0.0	42.9	446	19569.33213
447	2013/07/15	20:06:00	00:01:00.0	43.0	43.0	0.0	43.0	447	19877.99835
448	2013/07/15	20:07:00	00:01:00.0	42.6	42.6	0.0	42.6	448	18300.80718
449	2013/07/15	20:08:00	00:01:00.0	41.0	41.0	0.0	41.0	449	12548.63747
450	2013/07/15	20:09:00	00:01:00.0	41.3	41.3	0.0	41.3	450	13444.20357

Location 6 - Speers Road

Record #	Date	Time	Duration	LAeq	Base Leq	Penalty	Base+Penalty	count	10 ^{^(leq/10)}
451	2013/07/15	20:10:00	00:01:00.0	40.7	40.7	0.0	40.7	451	11702.6708
452	2013/07/15	20:11:00	00:01:00.0	41.4	41.4	0.0	41.4	452	13741.99221
453	2013/07/15	20:12:00	00:01:00.0	41.1	41.1	0.0	41.1	453	12771.52483
454	2013/07/15	20:13:00	00:01:00.0	40.3	40.3	0.0	40.3	454	10661.65888
455	2013/07/15	20:14:00	00:01:00.0	41.3	41.3	0.0	41.3	455	13460.71079
456	2013/07/15	20:15:00	00:01:00.0	40.1	40.1	0.0	40.1	456	10330.4705
457	2013/07/15	20:16:00	00:01:00.0	41.8	41.8	0.0	41.8	457	15202.48278
458	2013/07/15	20:17:00	00:01:00.0	42.1	42.1	0.0	42.1	458	16151.2372
459	2013/07/15	20:18:00	00:01:00.0	37.7	37.7	0.0	37.7	459	5849.994483
460	2013/07/15	20:19:00	00:01:00.0	37.4	37.4	0.0	37.4	460	5484.040419
461	2013/07/15	20:20:00	00:01:00.0	38.7	38.7	0.0	38.7	461	7371.178468
462	2013/07/15	20:21:00	00:01:00.0	40.2	40.2	0.0	40.2	462	10462.01102
463	2013/07/15	20:22:00	00:01:00.0	40.4	40.4	0.0	40.4	463	10860.89922
464	2013/07/15	20:23:00	00:01:00.0	40.2	40.2	0.0	40.2	464	10545.42388
465	2013/07/15	20:24:00	00:01:00.0	40.0	40.0	0.0	40.0	465	9885.871331
466	2013/07/15	20:25:00	00:01:00.0	38.1	38.1	0.0	38.1	466	6510.836355
467	2013/07/15	20:26:00	00:01:00.0	40.8	40.8	0.0	40.8	467	12089.45203
468	2013/07/15	20:27:00	00:01:00.0	40.9	40.9	0.0	40.9	468	12242.45453
469	2013/07/15	20:28:00	00:01:00.0	41.1	41.1	0.0	41.1	469	12777.87584
470	2013/07/15	20:29:00	00:01:00.0	41.5	41.5	0.0	41.5	470	14115.81269
471	2013/07/15	20:30:00	00:01:00.0	41.2	41.2	0.0	41.2	471	13330.7055
472	2013/07/15	20:31:00	00:01:00.0	41.1	41.1	0.0	41.1	472	13006.62844
473	2013/07/15	20:32:00	00:01:00.0	40.5	40.5	0.0	40.5	473	11271.2332
474	2013/07/15	20:33:00	00:01:00.0	40.4	40.4	0.0	40.4	474	11051.46948
475	2013/07/15	20:34:00	00:01:00.0	40.1	40.1	0.0	40.1	475	10289.20321
476	2013/07/15	20:35:00	00:01:00.0	39.0	39.0	0.0	39.0	476	7897.151583
477	2013/07/15	20:36:00	00:01:00.0	40.9	40.9	0.0	40.9	477	12194.03138
478	2013/07/15	20:37:00	00:01:00.0	42.1	42.1	0.0	42.1	478	16308.69191
479	2013/07/15	20:38:00	00:01:00.0	42.2	42.2	0.0	42.2	479	16446.01335
480	2013/07/15	20:39:00	00:01:00.0	41.2	41.2	0.0	41.2	480	13139.05783
481	2013/07/15	20:40:00	00:01:00.0	39.3	39.3	0.0	39.3	481	8517.354395
482	2013/07/15	20:41:00	00:01:00.0	43.7	43.7	0.0	43.7	482	23579.85044
483	2013/07/15	20:42:00	00:01:00.0	40.4	40.4	0.0	40.4	483	10888.49484
484	2013/07/15	20:43:00	00:01:00.0	38.9	38.9	0.0	38.9	484	7753.989754
485	2013/07/15	20:44:00	00:01:00.0	38.7	38.7	0.0	38.7	485	7438.411133
486	2013/07/15	20:45:00	00:01:00.0	39.1	39.1	0.0	39.1	486	8172.193445
487	2013/07/15	20:46:00	00:01:00.0	38.1	38.1	0.0	38.1	487	6404.817054
488	2013/07/15	20:47:00	00:01:00.0	36.6	36.6	0.0	36.6	488	4598.408767
489	2013/07/15	20:48:00	00:01:00.0	35.6	35.6	0.0	35.6	489	3622.414202
490	2013/07/15	20:49:00	00:01:00.0	36.4	36.4	0.0	36.4	490	4321.831205
491	2013/07/15	20:50:00	00:01:00.0	38.8	38.8	0.0	38.8	491	7591.393483
492	2013/07/15	20:51:00	00:01:00.0	40.9	40.9	0.0	40.9	492	12324.98393
493	2013/07/15	20:52:00	00:01:00.0	41.0	41.0	0.0	41.0	493	12667.0542
494	2013/07/15	20:53:00	00:01:00.0	40.1	40.1	0.0	40.1	494	10147.02855
495	2013/07/15	20:54:00	00:01:00.0	40.5	40.5	0.0	40.5	495	11168.46453

Location 6 - Speers Road

Record #	Date	Time	Duration	LAeq	Base Leq	Penalty	Base+Penalty	count	10 ^{^(leq/10)}
496	2013/07/15	20:55:00	00:01:00.0	41.3	41.3	0.0	41.3	496	13635.03142
497	2013/07/15	20:56:00	00:01:00.0	42.0	42.0	0.0	42.0	497	15680.88188
498	2013/07/15	20:57:00	00:01:00.0	39.9	39.9	0.0	39.9	498	9877.504058
499	2013/07/15	20:58:00	00:01:00.0	41.9	41.9	0.0	41.9	499	15651.94282
500	2013/07/15	20:59:00	00:01:00.0	43.6	43.6	0.0	43.6	500	22710.52175
501	2013/07/15	21:00:00	00:01:00.0	40.3	40.3	0.0	40.3	501	10653.04671
502	2013/07/15	21:01:00	00:01:00.0	40.9	40.9	0.0	40.9	502	12376.90552
503	2013/07/15	21:02:00	00:01:00.0	40.9	40.9	0.0	40.9	503	12303.78351
504	2013/07/15	21:03:00	00:01:00.0	40.5	40.5	0.0	40.5	504	11240.24841
505	2013/07/15	21:04:00	00:01:00.0	40.6	40.6	0.0	40.6	505	11507.12612
506	2013/07/15	21:05:00	00:01:00.0	40.6	40.6	0.0	40.6	506	11372.98938
507	2013/07/15	21:06:00	00:01:00.0	41.0	41.0	0.0	41.0	507	12608.45434
508	2013/07/15	21:07:00	00:01:00.0	42.1	42.1	0.0	42.1	508	16163.3004
509	2013/07/15	21:08:00	00:01:00.0	43.6	43.6	0.0	43.6	509	22810.7023
510	2013/07/15	21:09:00	00:01:00.0	43.9	43.9	0.0	43.9	510	24683.22409
511	2013/07/15	21:10:00	00:01:00.0	42.9	42.9	0.0	42.9	511	19332.46835
512	2013/07/15	21:11:00	00:01:00.0	40.4	40.4	0.0	40.4	512	10875.06559
513	2013/07/15	21:12:00	00:01:00.0	39.8	39.8	0.0	39.8	513	9647.62457
514	2013/07/15	21:13:00	00:01:00.0	39.2	39.2	0.0	39.2	514	8240.584614
515	2013/07/15	21:14:00	00:01:00.0	45.7	45.7	0.0	45.7	515	37168.70754
516	2013/07/15	21:15:00	00:01:00.0	40.6	40.6	0.0	40.6	516	11388.64395
517	2013/07/15	21:16:00	00:01:00.0	39.3	39.3	0.0	39.3	517	8561.390901
518	2013/07/15	21:17:00	00:01:00.0	40.5	40.5	0.0	40.5	518	11347.83333
519	2013/07/15	21:18:00	00:01:00.0	40.6	40.6	0.0	40.6	519	11370.96167
520	2013/07/15	21:19:00	00:01:00.0	39.0	39.0	0.0	39.0	520	7903.473349
521	2013/07/15	21:20:00	00:01:00.0	38.9	38.9	0.0	38.9	521	7834.541684
522	2013/07/15	21:21:00	00:01:00.0	41.3	41.3	0.0	41.3	522	13620.49964
523	2013/07/15	21:22:00	00:01:00.0	42.7	42.7	0.0	42.7	523	18636.5175
524	2013/07/15	21:23:00	00:01:00.0	42.8	42.8	0.0	42.8	524	19221.29205
525	2013/07/15	21:24:00	00:01:00.0	43.4	43.4	0.0	43.4	525	21803.05648
526	2013/07/15	21:25:00	00:01:00.0	44.2	44.2	0.0	44.2	526	26106.39486
527	2013/07/15	21:26:00	00:01:00.0	44.4	44.4	0.0	44.4	527	27285.34749
528	2013/07/15	21:27:00	00:01:00.0	44.2	44.2	0.0	44.2	528	26527.18568
529	2013/07/15	21:28:00	00:01:00.0	44.4	44.4	0.0	44.4	529	27469.62253
530	2013/07/15	21:29:00	00:01:00.0	43.8	43.8	0.0	43.8	530	23817.10866
531	2013/07/15	21:30:00	00:01:00.0	43.7	43.7	0.0	43.7	531	23649.19158
532	2013/07/15	21:31:00	00:01:00.0	44.2	44.2	0.0	44.2	532	26509.15716
533	2013/07/15	21:32:00	00:01:00.0	45.1	45.1	0.0	45.1	533	32332.13619
534	2013/07/15	21:33:00	00:01:00.0	45.1	45.1	0.0	45.1	534	32246.62508
535	2013/07/15	21:34:00	00:01:00.0	45.2	45.2	0.0	45.2	535	33458.16989
536	2013/07/15	21:35:00	00:01:00.0	45.1	45.1	0.0	45.1	536	32555.72797
537	2013/07/15	21:36:00	00:01:00.0	45.0	45.0	0.0	45.0	537	31432.96916
538	2013/07/15	21:37:00	00:01:00.0	45.5	45.5	0.0	45.5	538	35526.90112
539	2013/07/15	21:38:00	00:01:00.0	45.6	45.6	0.0	45.6	539	36715.85687
540	2013/07/15	21:39:00	00:01:00.0	45.5	45.5	0.0	45.5	540	35619.95317

Location 6 - Speers Road

Record #	Date	Time	Duration	LAeq	Base Leq	Penalty	Base+Penalty	count	10 ^{^(leq/10)}
541	2013/07/15	21:40:00	00:01:00.0	47.6	47.6	0.0	47.6	541	57310.0744
542	2013/07/15	21:41:00	00:01:00.0	49.1	49.1	0.0	49.1	542	80837.45084
543	2013/07/15	21:42:00	00:01:00.0	45.9	45.9	0.0	45.9	543	38605.95336
544	2013/07/15	21:43:00	00:01:00.0	47.1	47.1	0.0	47.1	544	50931.1151
545	2013/07/15	21:44:00	00:01:00.0	46.0	46.0	0.0	46.0	545	40149.66683
546	2013/07/15	21:45:00	00:01:00.0	45.7	45.7	0.0	45.7	546	37339.2249
547	2013/07/15	21:46:00	00:01:00.0	45.8	45.8	0.0	45.8	547	37768.76615
548	2013/07/15	21:47:00	00:01:00.0	45.7	45.7	0.0	45.7	548	37459.78603
549	2013/07/15	21:48:00	00:01:00.0	46.0	46.0	0.0	46.0	549	39972.38864
550	2013/07/15	21:49:00	00:01:00.0	45.9	45.9	0.0	45.9	550	38733.3602
551	2013/07/15	21:50:00	00:01:00.0	46.0	46.0	0.0	46.0	551	39859.80796
552	2013/07/15	21:51:00	00:01:00.0	46.2	46.2	0.0	46.2	552	41425.44927
553	2013/07/15	21:52:00	00:01:00.0	46.4	46.4	0.0	46.4	553	43477.83385
554	2013/07/15	21:53:00	00:01:00.0	46.6	46.6	0.0	46.6	554	45484.4402
555	2013/07/15	21:54:00	00:01:00.0	46.5	46.5	0.0	46.5	555	44679.38566
556	2013/07/15	21:55:00	00:01:00.0	46.5	46.5	0.0	46.5	556	44289.35568
557	2013/07/15	21:56:00	00:01:00.0	46.9	46.9	0.0	46.9	557	49284.21287
558	2013/07/15	21:57:00	00:01:00.0	47.0	47.0	0.0	47.0	558	50683.70059
559	2013/07/15	21:58:00	00:01:00.0	47.3	47.3	0.0	47.3	559	54053.46796
560	2013/07/15	21:59:00	00:01:00.0	47.1	47.1	0.0	47.1	560	51060.25296
561	2013/07/15	22:00:00	00:01:00.0	47.1	47.1	10.0	57.1	561	508328.3517
562	2013/07/15	22:01:00	00:01:00.0	47.1	47.1	10.0	57.1	562	510186.9429
563	2013/07/15	22:02:00	00:01:00.0	47.2	47.2	10.0	57.2	563	526308.7809
564	2013/07/15	22:03:00	00:01:00.0	46.8	46.8	10.0	56.8	564	476085.7312
565	2013/07/15	22:04:00	00:01:00.0	47.1	47.1	10.0	57.1	565	512058.6264
566	2013/07/15	22:05:00	00:01:00.0	46.8	46.8	10.0	56.8	566	477625.0175
567	2013/07/15	22:06:00	00:01:00.0	46.6	46.6	10.0	56.6	567	453483.6784
568	2013/07/15	22:07:00	00:01:00.0	46.8	46.8	10.0	56.8	568	474708.1597
569	2013/07/15	22:08:00	00:01:00.0	46.9	46.9	10.0	56.9	569	486467.7585
570	2013/07/15	22:09:00	00:01:00.0	47.1	47.1	10.0	57.1	570	509040.5689
571	2013/07/15	22:10:00	00:01:00.0	47.2	47.2	10.0	57.2	571	530687.2313
572	2013/07/15	22:11:00	00:01:00.0	47.4	47.4	10.0	57.4	572	555606.0911
573	2013/07/15	22:12:00	00:01:00.0	47.8	47.8	10.0	57.8	573	595689.3511
574	2013/07/15	22:13:00	00:01:00.0	46.8	46.8	10.0	56.8	574	481472.839
575	2013/07/15	22:14:00	00:01:00.0	47.5	47.5	10.0	57.5	575	564228.3783
576	2013/07/15	22:15:00	00:01:00.0	46.9	46.9	10.0	56.9	576	484397.2232
577	2013/07/15	22:16:00	00:01:00.0	47.1	47.1	10.0	57.1	577	518201.3259
578	2013/07/15	22:17:00	00:01:00.0	47.2	47.2	10.0	57.2	578	522283.8182
579	2013/07/15	22:18:00	00:01:00.0	47.0	47.0	10.0	57.0	579	505923.8571
580	2013/07/15	22:19:00	00:01:00.0	47.0	47.0	10.0	57.0	580	498424.0956
581	2013/07/15	22:20:00	00:01:00.0	47.0	47.0	10.0	57.0	581	496702.5851
582	2013/07/15	22:21:00	00:01:00.0	47.0	47.0	10.0	57.0	582	503994.4639
583	2013/07/15	22:22:00	00:01:00.0	47.0	47.0	10.0	57.0	583	502735.6948
584	2013/07/15	22:23:00	00:01:00.0	46.8	46.8	10.0	56.8	584	481614.5346
585	2013/07/15	22:24:00	00:01:00.0	46.9	46.9	10.0	56.9	585	493722.1252

Location 6 - Speers Road

Record #	Date	Time	Duration	LAeq	Base Leq	Penalty	Base+Penalty	count	10 ^{^(leq/10)}
586	2013/07/15	22:25:00	00:01:00.0	46.8	46.8	10.0	56.8	586	477511.7579
587	2013/07/15	22:26:00	00:01:00.0	47.1	47.1	10.0	57.1	587	507617.1309
588	2013/07/15	22:27:00	00:01:00.0	47.0	47.0	10.0	57.0	588	503771.3966
589	2013/07/15	22:28:00	00:01:00.0	47.4	47.4	10.0	57.4	589	549974.2181
590	2013/07/15	22:29:00	00:01:00.0	47.0	47.0	10.0	57.0	590	496371.5537
591	2013/07/15	22:30:00	00:01:00.0	47.2	47.2	10.0	57.2	591	522010.4709
592	2013/07/15	22:31:00	00:01:00.0	47.3	47.3	10.0	57.3	592	536361.3482
593	2013/07/15	22:32:00	00:01:00.0	47.4	47.4	10.0	57.4	593	544594.0872
594	2013/07/15	22:33:00	00:01:00.0	46.9	46.9	10.0	56.9	594	492136.5808
595	2013/07/15	22:34:00	00:01:00.0	47.2	47.2	10.0	57.2	595	523519.7924
596	2013/07/15	22:35:00	00:01:00.0	47.0	47.0	10.0	57.0	596	498093.2294
597	2013/07/15	22:36:00	00:01:00.0	47.2	47.2	10.0	57.2	597	523997.7866
598	2013/07/15	22:37:00	00:01:00.0	46.8	46.8	10.0	56.8	598	480186.7998
599	2013/07/15	22:38:00	00:01:00.0	47.1	47.1	10.0	57.1	599	511605.9031
600	2013/07/15	22:39:00	00:01:00.0	47.2	47.2	10.0	57.2	600	522425.1344
601	2013/07/15	22:40:00	00:01:00.0	46.8	46.8	10.0	56.8	601	474742.3522
602	2013/07/15	22:41:00	00:01:00.0	47.1	47.1	10.0	57.1	602	512764.8101
603	2013/07/15	22:42:00	00:01:00.0	47.1	47.1	10.0	57.1	603	516348.9139
604	2013/07/15	22:43:00	00:01:00.0	46.9	46.9	10.0	56.9	604	488013.6061
605	2013/07/15	22:44:00	00:01:00.0	46.9	46.9	10.0	56.9	605	490317.4743
606	2013/07/15	22:45:00	00:01:00.0	47.0	47.0	10.0	57.0	606	496607.4836
607	2013/07/15	22:46:00	00:01:00.0	46.9	46.9	10.0	56.9	607	493426.8849
608	2013/07/15	22:47:00	00:01:00.0	47.2	47.2	10.0	57.2	608	528678.7244
609	2013/07/15	22:48:00	00:01:00.0	46.8	46.8	10.0	56.8	609	477465.2034
610	2013/07/15	22:49:00	00:01:00.0	46.7	46.7	10.0	56.7	610	472340.7024
611	2013/07/15	22:50:00	00:01:00.0	47.4	47.4	10.0	57.4	611	551175.012
612	2013/07/15	22:51:00	00:01:00.0	47.3	47.3	10.0	57.3	612	537995.7996
613	2013/07/15	22:52:00	00:01:00.0	46.9	46.9	10.0	56.9	613	486292.1711
614	2013/07/15	22:53:00	00:01:00.0	47.1	47.1	10.0	57.1	614	508182.814
615	2013/07/15	22:54:00	00:01:00.0	46.9	46.9	10.0	56.9	615	490687.5667
616	2013/07/15	22:55:00	00:01:00.0	47.0	47.0	10.0	57.0	616	502481.8468
617	2013/07/15	22:56:00	00:01:00.0	47.0	47.0	10.0	57.0	617	503324.6739
618	2013/07/15	22:57:00	00:01:00.0	46.9	46.9	10.0	56.9	618	493619.3564
619	2013/07/15	22:58:00	00:01:00.0	46.6	46.6	10.0	56.6	619	459485.9779
620	2013/07/15	22:59:00	00:01:00.0	46.5	46.5	10.0	56.5	620	451670.9497
621	2013/07/15	23:00:00	00:01:00.0	46.3	46.3	10.0	56.3	621	425850.9139
622	2013/07/15	23:01:00	00:01:00.0	46.4	46.4	10.0	56.4	622	437868.4854
623	2013/07/15	23:02:00	00:01:00.0	46.9	46.9	10.0	56.9	623	491037.6664
624	2013/07/15	23:03:00	00:01:00.0	46.7	46.7	10.0	56.7	624	472835.0929
625	2013/07/15	23:04:00	00:01:00.0	46.2	46.2	10.0	56.2	625	414548.2377
626	2013/07/15	23:05:00	00:01:00.0	46.0	46.0	10.0	56.0	626	399000.2146
627	2013/07/15	23:06:00	00:01:00.0	46.1	46.1	10.0	56.1	627	405233.1127
628	2013/07/15	23:07:00	00:01:00.0	46.2	46.2	10.0	56.2	628	417605.3631
629	2013/07/15	23:08:00	00:01:00.0	45.8	45.8	10.0	55.8	629	383915.6035
630	2013/07/15	23:09:00	00:01:00.0	46.1	46.1	10.0	56.1	630	407977.0726

Location 6 - Speers Road

Record #	Date	Time	Duration	LAeq	Base Leq	Penalty	Base+Penalty	count	10 ^{^(leq/10)}
631	2013/07/15	23:10:00	00:01:00.0	46.4	46.4	10.0	56.4	631	436282.5446
632	2013/07/15	23:11:00	00:01:00.0	46.4	46.4	10.0	56.4	632	433906.9653
633	2013/07/15	23:12:00	00:01:00.0	46.2	46.2	10.0	56.2	633	421159.7594
634	2013/07/15	23:13:00	00:01:00.0	46.4	46.4	10.0	56.4	634	435844.3658
635	2013/07/15	23:14:00	00:01:00.0	46.2	46.2	10.0	56.2	635	420662.8633
636	2013/07/15	23:15:00	00:01:00.0	46.4	46.4	10.0	56.4	636	435030.4621
637	2013/07/15	23:16:00	00:01:00.0	46.4	46.4	10.0	56.4	637	436464.9936
638	2013/07/15	23:17:00	00:01:00.0	46.2	46.2	10.0	56.2	638	414423.7256
639	2013/07/15	23:18:00	00:01:00.0	46.2	46.2	10.0	56.2	639	414306.529
640	2013/07/15	23:19:00	00:01:00.0	46.3	46.3	10.0	56.3	640	426241.9789
641	2013/07/15	23:20:00	00:01:00.0	46.0	46.0	10.0	56.0	641	397269.5108
642	2013/07/15	23:21:00	00:01:00.0	46.0	46.0	10.0	56.0	642	400159.1412
643	2013/07/15	23:22:00	00:01:00.0	46.2	46.2	10.0	56.2	643	418867.996
644	2013/07/15	23:23:00	00:01:00.0	46.7	46.7	10.0	56.7	644	462727.3448
645	2013/07/15	23:24:00	00:01:00.0	46.3	46.3	10.0	56.3	645	429601.8841
646	2013/07/15	23:25:00	00:01:00.0	46.1	46.1	10.0	56.1	646	405811.2205
647	2013/07/15	23:26:00	00:01:00.0	46.3	46.3	10.0	56.3	647	423364.3891
648	2013/07/15	23:27:00	00:01:00.0	45.7	45.7	10.0	55.7	648	373568.7414
649	2013/07/15	23:28:00	00:01:00.0	46.0	46.0	10.0	56.0	649	396026.4125
650	2013/07/15	23:29:00	00:01:00.0	45.8	45.8	10.0	55.8	650	382875.0108
651	2013/07/15	23:30:00	00:01:00.0	45.7	45.7	10.0	55.7	651	372543.7586
652	2013/07/15	23:31:00	00:01:00.0	45.4	45.4	10.0	55.4	652	348886.2005
653	2013/07/15	23:32:00	00:01:00.0	45.2	45.2	10.0	55.2	653	332989.116
654	2013/07/15	23:33:00	00:01:00.0	46.0	46.0	10.0	56.0	654	395760.7394
655	2013/07/15	23:34:00	00:01:00.0	45.4	45.4	10.0	55.4	655	346461.4531
656	2013/07/15	23:35:00	00:01:00.0	45.7	45.7	10.0	55.7	656	372088.8597
657	2013/07/15	23:36:00	00:01:00.0	45.7	45.7	10.0	55.7	657	372283.3746
658	2013/07/15	23:37:00	00:01:00.0	46.0	46.0	10.0	56.0	658	395004.3403
659	2013/07/15	23:38:00	00:01:00.0	46.1	46.1	10.0	56.1	659	411043.8629
660	2013/07/15	23:39:00	00:01:00.0	46.5	46.5	10.0	56.5	660	446846.8404
661	2013/07/15	23:40:00	00:01:00.0	46.6	46.6	10.0	56.6	661	461086.6002
662	2013/07/15	23:41:00	00:01:00.0	46.6	46.6	10.0	56.6	662	460928.6761
663	2013/07/15	23:42:00	00:01:00.0	46.7	46.7	10.0	56.7	663	466384.682
664	2013/07/15	23:43:00	00:01:00.0	46.4	46.4	10.0	56.4	664	440536.1501
665	2013/07/15	23:44:00	00:01:00.0	46.1	46.1	10.0	56.1	665	409342.8885
666	2013/07/15	23:45:00	00:01:00.0	46.1	46.1	10.0	56.1	666	408012.9096
667	2013/07/15	23:46:00	00:01:00.0	46.2	46.2	10.0	56.2	667	416981.1517
668	2013/07/15	23:47:00	00:01:00.0	46.5	46.5	10.0	56.5	668	451629.6914
669	2013/07/15	23:48:00	00:01:00.0	46.6	46.6	10.0	56.6	669	452389.2096
670	2013/07/15	23:49:00	00:01:00.0	46.8	46.8	10.0	56.8	670	482420.2416
671	2013/07/15	23:50:00	00:01:00.0	46.9	46.9	10.0	56.9	671	494243.6706
672	2013/07/15	23:51:00	00:01:00.0	46.6	46.6	10.0	56.6	672	455257.2935
673	2013/07/15	23:52:00	00:01:00.0	46.8	46.8	10.0	56.8	673	477248.0091
674	2013/07/15	23:53:00	00:01:00.0	47.1	47.1	10.0	57.1	674	509499.9727
675	2013/07/15	23:54:00	00:01:00.0	46.9	46.9	10.0	56.9	675	485895.9441

Location 6 - Speers Road

Record #	Date	Time	Duration	LAeq	Base Leq	Penalty	Base+Penalty	count	10 ^{^(leq/10)}
676	2013/07/15	23:55:00	00:01:00.0	47.2	47.2	10.0	57.2	676	530243.1877
677	2013/07/15	23:56:00	00:01:00.0	46.9	46.9	10.0	56.9	677	489877.5184
678	2013/07/15	23:57:00	00:01:00.0	47.0	47.0	10.0	57.0	678	504525.9742
679	2013/07/15	23:58:00	00:01:00.0	46.4	46.4	10.0	56.4	679	433863.8998
680	2013/07/15	23:59:00	00:01:00.0	46.2	46.2	10.0	56.2	680	415122.8612
681	2013/07/16	00:00:00	00:01:00.0	46.4	46.4	10.0	56.4	681	432898.5273
682	2013/07/16	00:01:00	00:01:00.0	46.3	46.3	10.0	56.3	682	424282.0395
683	2013/07/16	00:02:00	00:01:00.0	45.9	45.9	10.0	55.9	683	385848.3309
684	2013/07/16	00:03:00	00:01:00.0	45.5	45.5	10.0	55.5	684	357531.7301
685	2013/07/16	00:04:00	00:01:00.0	45.5	45.5	10.0	55.5	685	353189.9576
686	2013/07/16	00:05:00	00:01:00.0	45.4	45.4	10.0	55.4	686	347522.1074
687	2013/07/16	00:06:00	00:01:00.0	45.4	45.4	10.0	55.4	687	346616.6911
688	2013/07/16	00:07:00	00:01:00.0	45.2	45.2	10.0	55.2	688	331620.7586
689	2013/07/16	00:08:00	00:01:00.0	45.0	45.0	10.0	55.0	689	317849.6077
690	2013/07/16	00:09:00	00:01:00.0	43.9	43.9	10.0	53.9	690	248147.8637
691	2013/07/16	00:10:00	00:01:00.0	43.9	43.9	10.0	53.9	691	244877.2506
692	2013/07/16	00:11:00	00:01:00.0	43.9	43.9	10.0	53.9	692	244174.0511
693	2013/07/16	00:12:00	00:01:00.0	43.8	43.8	10.0	53.8	693	241595.625
694	2013/07/16	00:13:00	00:01:00.0	44.4	44.4	10.0	54.4	694	274506.1593
695	2013/07/16	00:14:00	00:01:00.0	44.1	44.1	10.0	54.1	695	258667.0373
696	2013/07/16	00:15:00	00:01:00.0	43.8	43.8	10.0	53.8	696	241526.6668
697	2013/07/16	00:16:00	00:01:00.0	43.6	43.6	10.0	53.6	697	230858.4197
698	2013/07/16	00:17:00	00:01:00.0	43.5	43.5	10.0	53.5	698	223371.6309
699	2013/07/16	00:18:00	00:01:00.0	43.8	43.8	10.0	53.8	699	240840.0699
700	2013/07/16	00:19:00	00:01:00.0	43.6	43.6	10.0	53.6	700	231380.9615
701	2013/07/16	00:20:00	00:01:00.0	44.1	44.1	10.0	54.1	701	255889.4875
702	2013/07/16	00:21:00	00:01:00.0	44.4	44.4	10.0	54.4	702	276155.2701
703	2013/07/16	00:22:00	00:01:00.0	44.2	44.2	10.0	54.2	703	264812.3017
704	2013/07/16	00:23:00	00:01:00.0	44.3	44.3	10.0	54.3	704	271304.1399
705	2013/07/16	00:24:00	00:01:00.0	44.2	44.2	10.0	54.2	705	263465.7136
706	2013/07/16	00:25:00	00:01:00.0	44.5	44.5	10.0	54.5	706	280486.6634
707	2013/07/16	00:26:00	00:01:00.0	44.3	44.3	10.0	54.3	707	269830.9051
708	2013/07/16	00:27:00	00:01:00.0	44.5	44.5	10.0	54.5	708	281980.1792
709	2013/07/16	00:28:00	00:01:00.0	44.4	44.4	10.0	54.4	709	277722.7945
710	2013/07/16	00:29:00	00:01:00.0	44.1	44.1	10.0	54.1	710	259297.6155
711	2013/07/16	00:30:00	00:01:00.0	44.2	44.2	10.0	54.2	711	264643.2538
712	2013/07/16	00:31:00	00:01:00.0	44.0	44.0	10.0	54.0	712	252605.5755
713	2013/07/16	00:32:00	00:01:00.0	44.6	44.6	10.0	54.6	713	285614.1028
714	2013/07/16	00:33:00	00:01:00.0	44.6	44.6	10.0	54.6	714	286921.3786
715	2013/07/16	00:34:00	00:01:00.0	44.2	44.2	10.0	54.2	715	261793.4834
716	2013/07/16	00:35:00	00:01:00.0	45.8	45.8	10.0	55.8	716	384491.6674
717	2013/07/16	00:36:00	00:01:00.0	44.0	44.0	10.0	54.0	717	251598.256
718	2013/07/16	00:37:00	00:01:00.0	44.1	44.1	10.0	54.1	718	259579.5056
719	2013/07/16	00:38:00	00:01:00.0	43.7	43.7	10.0	53.7	719	232136.2017
720	2013/07/16	00:39:00	00:01:00.0	43.7	43.7	10.0	53.7	720	234206.2005

Location 6 - Speers Road

Record #	Date	Time	Duration	LAeq	Base Leq	Penalty	Base+Penalty	count	10 ^{^(leq/10)}
721	2013/07/16	00:40:00	00:01:00.0	43.5	43.5	10.0	53.5	721	225248.4939
722	2013/07/16	00:41:00	00:01:00.0	44.1	44.1	10.0	54.1	722	257956.6375
723	2013/07/16	00:42:00	00:01:00.0	44.9	44.9	10.0	54.9	723	306233.5041
724	2013/07/16	00:43:00	00:01:00.0	46.3	46.3	10.0	56.3	724	424087.5477
725	2013/07/16	00:44:00	00:01:00.0	47.1	47.1	10.0	57.1	725	516263.2012
726	2013/07/16	00:45:00	00:01:00.0	47.7	47.7	10.0	57.7	726	594334.6723
727	2013/07/16	00:46:00	00:01:00.0	47.7	47.7	10.0	57.7	727	586545.0737
728	2013/07/16	00:47:00	00:01:00.0	48.4	48.4	10.0	58.4	728	697500.2825
729	2013/07/16	00:48:00	00:01:00.0	48.8	48.8	10.0	58.8	729	754177.2883
730	2013/07/16	00:49:00	00:01:00.0	48.8	48.8	10.0	58.8	730	766325.9433
731	2013/07/16	00:50:00	00:01:00.0	49.3	49.3	10.0	59.3	731	860229.9579
732	2013/07/16	00:51:00	00:01:00.0	49.3	49.3	10.0	59.3	732	856667.9121
733	2013/07/16	00:52:00	00:01:00.0	49.3	49.3	10.0	59.3	733	847772.8326
734	2013/07/16	00:53:00	00:01:00.0	49.3	49.3	10.0	59.3	734	846793.4325
735	2013/07/16	00:54:00	00:01:00.0	49.4	49.4	10.0	59.4	735	880393.0185
736	2013/07/16	00:55:00	00:01:00.0	47.8	47.8	10.0	57.8	736	608200.7285
737	2013/07/16	00:56:00	00:01:00.0	44.8	44.8	10.0	54.8	737	301750.116
738	2013/07/16	00:57:00	00:01:00.0	44.5	44.5	10.0	54.5	738	278737.9821
739	2013/07/16	00:58:00	00:01:00.0	44.0	44.0	10.0	54.0	739	251352.4082
740	2013/07/16	00:59:00	00:01:00.0	43.7	43.7	10.0	53.7	740	236275.9788
741	2013/07/16	01:00:00	00:01:00.0	44.3	44.3	10.0	54.3	741	269946.3538
742	2013/07/16	01:01:00	00:01:00.0	46.5	46.5	10.0	56.5	742	443269.123
743	2013/07/16	01:02:00	00:01:00.0	44.4	44.4	10.0	54.4	743	276749.2232
744	2013/07/16	01:03:00	00:01:00.0	43.9	43.9	10.0	53.9	744	243891.1091
745	2013/07/16	01:04:00	00:01:00.0	46.5	46.5	10.0	56.5	745	449984.422
746	2013/07/16	01:05:00	00:01:00.0	46.7	46.7	10.0	56.7	746	463137.6288
747	2013/07/16	01:06:00	00:01:00.0	46.5	46.5	10.0	56.5	747	450387.3634
748	2013/07/16	01:07:00	00:01:00.0	43.9	43.9	10.0	53.9	748	246206.2407
749	2013/07/16	01:08:00	00:01:00.0	44.1	44.1	10.0	54.1	749	259269.1472
750	2013/07/16	01:09:00	00:01:00.0	44.6	44.6	10.0	54.6	750	288223.2453
751	2013/07/16	01:10:00	00:01:00.0	44.9	44.9	10.0	54.9	751	309925.6187
752	2013/07/16	01:11:00	00:01:00.0	46.8	46.8	10.0	56.8	752	480184.6909
753	2013/07/16	01:12:00	00:01:00.0	47.3	47.3	10.0	57.3	753	534020.2854
754	2013/07/16	01:13:00	00:01:00.0	47.6	47.6	10.0	57.6	754	571813.507
755	2013/07/16	01:14:00	00:01:00.0	47.0	47.0	10.0	57.0	755	496656.3408
756	2013/07/16	01:15:00	00:01:00.0	47.6	47.6	10.0	57.6	756	579865.174
757	2013/07/16	01:16:00	00:01:00.0	47.1	47.1	10.0	57.1	757	507362.6008
758	2013/07/16	01:17:00	00:01:00.0	46.8	46.8	10.0	56.8	758	481338.3725
759	2013/07/16	01:18:00	00:01:00.0	47.0	47.0	10.0	57.0	759	496017.2153
760	2013/07/16	01:19:00	00:01:00.0	46.9	46.9	10.0	56.9	760	494838.7827
761	2013/07/16	01:20:00	00:01:00.0	46.7	46.7	10.0	56.7	761	468581.9145
762	2013/07/16	01:21:00	00:01:00.0	46.8	46.8	10.0	56.8	762	480000.4093
763	2013/07/16	01:22:00	00:01:00.0	46.7	46.7	10.0	56.7	763	462420.9873
764	2013/07/16	01:23:00	00:01:00.0	46.4	46.4	10.0	56.4	764	436269.5155
765	2013/07/16	01:24:00	00:01:00.0	46.3	46.3	10.0	56.3	765	426358.8067

Location 6 - Speers Road

Record #	Date	Time	Duration	LAeq	Base Leq	Penalty	Base+Penalty	count	10 ^{^(leq/10)}
766	2013/07/16	01:25:00	00:01:00.0	46.6	46.6	10.0	56.6	766	459477.5024
767	2013/07/16	01:26:00	00:01:00.0	46.6	46.6	10.0	56.6	767	453205.3348
768	2013/07/16	01:27:00	00:01:00.0	46.2	46.2	10.0	56.2	768	419132.6138
769	2013/07/16	01:28:00	00:01:00.0	45.6	45.6	10.0	55.6	769	360420.9255
770	2013/07/16	01:29:00	00:01:00.0	46.9	46.9	10.0	56.9	770	494500.3063
771	2013/07/16	01:30:00	00:01:00.0	46.7	46.7	10.0	56.7	771	462434.3913
772	2013/07/16	01:31:00	00:01:00.0	45.3	45.3	10.0	55.3	772	335248.3063
773	2013/07/16	01:32:00	00:01:00.0	46.0	46.0	10.0	56.0	773	394529.986
774	2013/07/16	01:33:00	00:01:00.0	46.2	46.2	10.0	56.2	774	420346.6934
775	2013/07/16	01:34:00	00:01:00.0	46.3	46.3	10.0	56.3	775	430888.677
776	2013/07/16	01:35:00	00:01:00.0	46.5	46.5	10.0	56.5	776	446072.726
777	2013/07/16	01:36:00	00:01:00.0	45.9	45.9	10.0	55.9	777	389167.2964
778	2013/07/16	01:37:00	00:01:00.0	46.5	46.5	10.0	56.5	778	449913.6776
779	2013/07/16	01:38:00	00:01:00.0	46.6	46.6	10.0	56.6	779	452976.0985
780	2013/07/16	01:39:00	00:01:00.0	46.6	46.6	10.0	56.6	780	452834.078
781	2013/07/16	01:40:00	00:01:00.0	46.7	46.7	10.0	56.7	781	468859.4061
782	2013/07/16	01:41:00	00:01:00.0	46.0	46.0	10.0	56.0	782	393958.606
783	2013/07/16	01:42:00	00:01:00.0	46.1	46.1	10.0	56.1	783	403419.3819
784	2013/07/16	01:43:00	00:01:00.0	46.4	46.4	10.0	56.4	784	439849.0724
785	2013/07/16	01:44:00	00:01:00.0	45.4	45.4	10.0	55.4	785	347255.7247
786	2013/07/16	01:45:00	00:01:00.0	46.5	46.5	10.0	56.5	786	451038.2081
787	2013/07/16	01:46:00	00:01:00.0	46.3	46.3	10.0	56.3	787	429080.7057
788	2013/07/16	01:47:00	00:01:00.0	46.1	46.1	10.0	56.1	788	411861.7252
789	2013/07/16	01:48:00	00:01:00.0	45.8	45.8	10.0	55.8	789	384475.7947
790	2013/07/16	01:49:00	00:01:00.0	46.3	46.3	10.0	56.3	790	424881.7245
791	2013/07/16	01:50:00	00:01:00.0	46.5	46.5	10.0	56.5	791	444487.9122
792	2013/07/16	01:51:00	00:01:00.0	46.2	46.2	10.0	56.2	792	412593.1403
793	2013/07/16	01:52:00	00:01:00.0	46.3	46.3	10.0	56.3	793	430206.821
794	2013/07/16	01:53:00	00:01:00.0	46.5	46.5	10.0	56.5	794	442145.7089
795	2013/07/16	01:54:00	00:01:00.0	46.3	46.3	10.0	56.3	795	429314.0641
796	2013/07/16	01:55:00	00:01:00.0	46.4	46.4	10.0	56.4	796	436414.7742
797	2013/07/16	01:56:00	00:01:00.0	44.3	44.3	10.0	54.3	797	268006.668
798	2013/07/16	01:57:00	00:01:00.0	42.3	42.3	10.0	52.3	798	168382.9607
799	2013/07/16	01:58:00	00:01:00.0	44.8	44.8	10.0	54.8	799	302196.5203
800	2013/07/16	01:59:00	00:01:00.0	46.0	46.0	10.0	56.0	800	400188.3156
801	2013/07/16	02:00:00	00:01:00.0	46.3	46.3	10.0	56.3	801	425233.4262
802	2013/07/16	02:01:00	00:01:00.0	46.0	46.0	10.0	56.0	802	396645.3843
803	2013/07/16	02:02:00	00:01:00.0	45.9	45.9	10.0	55.9	803	384634.5515
804	2013/07/16	02:03:00	00:01:00.0	45.9	45.9	10.0	55.9	804	393010.2155
805	2013/07/16	02:04:00	00:01:00.0	45.7	45.7	10.0	55.7	805	370227.6555
806	2013/07/16	02:05:00	00:01:00.0	44.1	44.1	10.0	54.1	806	258287.2034
807	2013/07/16	02:06:00	00:01:00.0	45.8	45.8	10.0	55.8	807	384091.3346
808	2013/07/16	02:07:00	00:01:00.0	45.8	45.8	10.0	55.8	808	379298.7396
809	2013/07/16	02:08:00	00:01:00.0	45.6	45.6	10.0	55.6	809	362732.0687
810	2013/07/16	02:09:00	00:01:00.0	45.6	45.6	10.0	55.6	810	362556.2377

Location 6 - Speers Road

Record #	Date	Time	Duration	LAeq	Base Leq	Penalty	Base+Penalty	count	10 ^{^(leq/10)}
811	2013/07/16	02:10:00	00:01:00.0	45.8	45.8	10.0	55.8	811	382218.4353
812	2013/07/16	02:11:00	00:01:00.0	46.0	46.0	10.0	56.0	812	395871.6467
813	2013/07/16	02:12:00	00:01:00.0	45.9	45.9	10.0	55.9	813	386152.4586
814	2013/07/16	02:13:00	00:01:00.0	44.9	44.9	10.0	54.9	814	305668.0818
815	2013/07/16	02:14:00	00:01:00.0	45.6	45.6	10.0	55.6	815	362516.4327
816	2013/07/16	02:15:00	00:01:00.0	43.1	43.1	10.0	53.1	816	203339.1735
817	2013/07/16	02:16:00	00:01:00.0	45.2	45.2	10.0	55.2	817	333800.5832
818	2013/07/16	02:17:00	00:01:00.0	45.5	45.5	10.0	55.5	818	357424.9711
819	2013/07/16	02:18:00	00:01:00.0	45.4	45.4	10.0	55.4	819	349588.063
820	2013/07/16	02:19:00	00:01:00.0	45.6	45.6	10.0	55.6	820	359799.0631
821	2013/07/16	02:20:00	00:01:00.0	45.6	45.6	10.0	55.6	821	364567.1191
822	2013/07/16	02:21:00	00:01:00.0	45.4	45.4	10.0	55.4	822	343206.6141
823	2013/07/16	02:22:00	00:01:00.0	46.0	46.0	10.0	56.0	823	400546.6667
824	2013/07/16	02:23:00	00:01:00.0	46.0	46.0	10.0	56.0	824	395845.5685
825	2013/07/16	02:24:00	00:01:00.0	46.0	46.0	10.0	56.0	825	398673.0113
826	2013/07/16	02:25:00	00:01:00.0	45.6	45.6	10.0	55.6	826	366301.7207
827	2013/07/16	02:26:00	00:01:00.0	45.6	45.6	10.0	55.6	827	362772.8533
828	2013/07/16	02:27:00	00:01:00.0	45.9	45.9	10.0	55.9	828	391206.1744
829	2013/07/16	02:28:00	00:01:00.0	46.0	46.0	10.0	56.0	829	395935.9802
830	2013/07/16	02:29:00	00:01:00.0	42.6	42.6	10.0	52.6	830	181143.4729
831	2013/07/16	02:30:00	00:01:00.0	42.4	42.4	10.0	52.4	831	172663.0475
832	2013/07/16	02:31:00	00:01:00.0	43.1	43.1	10.0	53.1	832	201902.0302
833	2013/07/16	02:32:00	00:01:00.0	45.4	45.4	10.0	55.4	833	348398.3671
834	2013/07/16	02:33:00	00:01:00.0	45.4	45.4	10.0	55.4	834	346762.2519
835	2013/07/16	02:34:00	00:01:00.0	45.7	45.7	10.0	55.7	835	375101.2916
836	2013/07/16	02:35:00	00:01:00.0	45.6	45.6	10.0	55.6	836	362187.6517
837	2013/07/16	02:36:00	00:01:00.0	45.8	45.8	10.0	55.8	837	379500.357
838	2013/07/16	02:37:00	00:01:00.0	45.8	45.8	10.0	55.8	838	382887.7906
839	2013/07/16	02:38:00	00:01:00.0	45.5	45.5	10.0	55.5	839	356000.5995
840	2013/07/16	02:39:00	00:01:00.0	45.4	45.4	10.0	55.4	840	348002.2946
841	2013/07/16	02:40:00	00:01:00.0	44.4	44.4	10.0	54.4	841	276142.8995
842	2013/07/16	02:41:00	00:01:00.0	44.6	44.6	10.0	54.6	842	287715.8422
843	2013/07/16	02:42:00	00:01:00.0	44.4	44.4	10.0	54.4	843	274077.7878
844	2013/07/16	02:43:00	00:01:00.0	45.0	45.0	10.0	55.0	844	313468.8986
845	2013/07/16	02:44:00	00:01:00.0	44.8	44.8	10.0	54.8	845	300261.5838
846	2013/07/16	02:45:00	00:01:00.0	44.2	44.2	10.0	54.2	846	266013.1505
847	2013/07/16	02:46:00	00:01:00.0	42.4	42.4	10.0	52.4	847	174688.4436
848	2013/07/16	02:47:00	00:01:00.0	42.4	42.4	10.0	52.4	848	173632.6012
849	2013/07/16	02:48:00	00:01:00.0	44.8	44.8	10.0	54.8	849	304529.9349
850	2013/07/16	02:49:00	00:01:00.0	46.2	46.2	10.0	56.2	850	417756.1495
851	2013/07/16	02:50:00	00:01:00.0	46.8	46.8	10.0	56.8	851	480265.6792
852	2013/07/16	02:51:00	00:01:00.0	47.1	47.1	10.0	57.1	852	510577.8629
853	2013/07/16	02:52:00	00:01:00.0	44.8	44.8	10.0	54.8	853	300780.5441
854	2013/07/16	02:53:00	00:01:00.0	45.5	45.5	10.0	55.5	854	355698.348
855	2013/07/16	02:54:00	00:01:00.0	46.0	46.0	10.0	56.0	855	402123.4835

Location 6 - Speers Road

Record #	Date	Time	Duration	LAeq	Base Leq	Penalty	Base+Penalty	count	10 ^{^(leq/10)}
856	2013/07/16	02:55:00	00:01:00.0	46.0	46.0	10.0	56.0	856	402033.4245
857	2013/07/16	02:56:00	00:01:00.0	46.4	46.4	10.0	56.4	857	441432.4681
858	2013/07/16	02:57:00	00:01:00.0	46.5	46.5	10.0	56.5	858	450676.2477
859	2013/07/16	02:58:00	00:01:00.0	45.8	45.8	10.0	55.8	859	381361.2774
860	2013/07/16	02:59:00	00:01:00.0	46.5	46.5	10.0	56.5	860	445403.6159
861	2013/07/16	03:00:00	00:01:00.0	46.5	46.5	10.0	56.5	861	441580.9973
862	2013/07/16	03:01:00	00:01:00.0	46.3	46.3	10.0	56.3	862	430332.2952
863	2013/07/16	03:02:00	00:01:00.0	46.0	46.0	10.0	56.0	863	398441.9588
864	2013/07/16	03:03:00	00:01:00.0	45.0	45.0	10.0	55.0	864	315459.0182
865	2013/07/16	03:04:00	00:01:00.0	44.4	44.4	10.0	54.4	865	275223.4535
866	2013/07/16	03:05:00	00:01:00.0	44.7	44.7	10.0	54.7	866	294267.2896
867	2013/07/16	03:06:00	00:01:00.0	44.7	44.7	10.0	54.7	867	298229.2575
868	2013/07/16	03:07:00	00:01:00.0	44.7	44.7	10.0	54.7	868	291767.4056
869	2013/07/16	03:08:00	00:01:00.0	44.7	44.7	10.0	54.7	869	298125.0177
870	2013/07/16	03:09:00	00:01:00.0	44.7	44.7	10.0	54.7	870	295508.2504
871	2013/07/16	03:10:00	00:01:00.0	45.0	45.0	10.0	55.0	871	318531.8378
872	2013/07/16	03:11:00	00:01:00.0	45.0	45.0	10.0	55.0	872	319300.5012
873	2013/07/16	03:12:00	00:01:00.0	44.7	44.7	10.0	54.7	873	296767.217
874	2013/07/16	03:13:00	00:01:00.0	45.3	45.3	10.0	55.3	874	342214.7356
875	2013/07/16	03:14:00	00:01:00.0	44.5	44.5	10.0	54.5	875	284141.769
876	2013/07/16	03:15:00	00:01:00.0	44.3	44.3	10.0	54.3	876	267707.161
877	2013/07/16	03:16:00	00:01:00.0	53.5	53.5	10.0	63.5	877	2264138.713
878	2013/07/16	03:17:00	00:01:00.0	49.5	49.5	10.0	59.5	878	888142.2152
879	2013/07/16	03:18:00	00:01:00.0	55.5	55.5	10.0	65.5	879	3524254.482
880	2013/07/16	03:19:00	00:01:00.0	39.4	39.4	10.0	49.4	880	86180.07657
881	2013/07/16	03:20:00	00:01:00.0	39.5	39.5	10.0	49.5	881	89679.81468
882	2013/07/16	03:21:00	00:01:00.0	39.4	39.4	10.0	49.4	882	87371.85096
883	2013/07/16	03:22:00	00:01:00.0	39.8	39.8	10.0	49.8	883	95126.85667
884	2013/07/16	03:23:00	00:01:00.0	40.8	40.8	10.0	50.8	884	120326.7869
885	2013/07/16	03:24:00	00:01:00.0	42.1	42.1	10.0	52.1	885	162568.4634
886	2013/07/16	03:25:00	00:01:00.0	42.9	42.9	10.0	52.9	886	195860.4701
887	2013/07/16	03:26:00	00:01:00.0	42.4	42.4	10.0	52.4	887	175265.2559
888	2013/07/16	03:27:00	00:01:00.0	41.2	41.2	10.0	51.2	888	132297.6947
889	2013/07/16	03:28:00	00:01:00.0	41.2	41.2	10.0	51.2	889	132611.9394
890	2013/07/16	03:29:00	00:01:00.0	38.9	38.9	10.0	48.9	890	76935.41974
891	2013/07/16	03:30:00	00:01:00.0	38.0	38.0	10.0	48.0	891	63600.63567
892	2013/07/16	03:31:00	00:01:00.0	37.9	37.9	10.0	47.9	892	60956.61306
893	2013/07/16	03:32:00	00:01:00.0	37.7	37.7	10.0	47.7	893	59548.6371
894	2013/07/16	03:33:00	00:01:00.0	37.8	37.8	10.0	47.8	894	60742.33968
895	2013/07/16	03:34:00	00:01:00.0	38.3	38.3	10.0	48.3	895	66875.5567
896	2013/07/16	03:35:00	00:01:00.0	38.9	38.9	10.0	48.9	896	77509.11863
897	2013/07/16	03:36:00	00:01:00.0	46.2	46.2	10.0	56.2	897	420167.2916
898	2013/07/16	03:37:00	00:01:00.0	46.4	46.4	10.0	56.4	898	439559.7924
899	2013/07/16	03:38:00	00:01:00.0	50.1	50.1	10.0	60.1	899	1032465.574
900	2013/07/16	03:39:00	00:01:00.0	50.1	50.1	10.0	60.1	900	1020115.731

Location 6 - Speers Road

Record #	Date	Time	Duration	LAeq	Base Leq	Penalty	Base+Penalty	count	10 ^{^(leq/10)}
901	2013/07/16	03:40:00	00:01:00.0	50.1	50.1	10.0	60.1	901	1028641.997
902	2013/07/16	03:41:00	00:01:00.0	50.2	50.2	10.0	60.2	902	1045821.646
903	2013/07/16	03:42:00	00:01:00.0	50.2	50.2	10.0	60.2	903	1048415.35
904	2013/07/16	03:43:00	00:01:00.0	50.5	50.5	10.0	60.5	904	1111357.553
905	2013/07/16	03:44:00	00:01:00.0	50.4	50.4	10.0	60.4	905	1095223.405
906	2013/07/16	03:45:00	00:01:00.0	49.9	49.9	10.0	59.9	906	970466.2539
907	2013/07/16	03:46:00	00:01:00.0	50.4	50.4	10.0	60.4	907	1093455.701
908	2013/07/16	03:47:00	00:01:00.0	50.4	50.4	10.0	60.4	908	1097371.748
909	2013/07/16	03:48:00	00:01:00.0	48.9	48.9	10.0	58.9	909	774067.2379
910	2013/07/16	03:49:00	00:01:00.0	41.8	41.8	10.0	51.8	910	151306.7833
911	2013/07/16	03:50:00	00:01:00.0	40.5	40.5	10.0	50.5	911	111057.0056
912	2013/07/16	03:51:00	00:01:00.0	39.8	39.8	10.0	49.8	912	96462.9422
913	2013/07/16	03:52:00	00:01:00.0	39.6	39.6	10.0	49.6	913	91324.50161
914	2013/07/16	03:53:00	00:01:00.0	40.1	40.1	10.0	50.1	914	102534.5811
915	2013/07/16	03:54:00	00:01:00.0	39.3	39.3	10.0	49.3	915	84147.93979
916	2013/07/16	03:55:00	00:01:00.0	41.4	41.4	10.0	51.4	916	136464.3787
917	2013/07/16	03:56:00	00:01:00.0	41.3	41.3	10.0	51.3	917	133928.3859
918	2013/07/16	03:57:00	00:01:00.0	40.2	40.2	10.0	50.2	918	105503.6208
919	2013/07/16	03:58:00	00:01:00.0	39.5	39.5	10.0	49.5	919	89469.11186
920	2013/07/16	03:59:00	00:01:00.0	39.7	39.7	10.0	49.7	920	93500.87144
921	2013/07/16	04:00:00	00:01:00.0	39.0	39.0	10.0	49.0	921	79204.86007
922	2013/07/16	04:01:00	00:01:00.0	38.4	38.4	10.0	48.4	922	69809.2364
923	2013/07/16	04:02:00	00:01:00.0	39.6	39.6	10.0	49.6	923	91735.57036
924	2013/07/16	04:03:00	00:01:00.0	39.5	39.5	10.0	49.5	924	89864.17226
925	2013/07/16	04:04:00	00:01:00.0	39.6	39.6	10.0	49.6	925	91665.41424
926	2013/07/16	04:05:00	00:01:00.0	40.2	40.2	10.0	50.2	926	104414.9268
927	2013/07/16	04:06:00	00:01:00.0	39.9	39.9	10.0	49.9	927	97891.79845
928	2013/07/16	04:07:00	00:01:00.0	39.9	39.9	10.0	49.9	928	98591.01928
929	2013/07/16	04:08:00	00:01:00.0	40.2	40.2	10.0	50.2	929	103514.253
930	2013/07/16	04:09:00	00:01:00.0	40.0	40.0	10.0	50.0	930	100441.4724
931	2013/07/16	04:10:00	00:01:00.0	40.0	40.0	10.0	50.0	931	100464.9429
932	2013/07/16	04:11:00	00:01:00.0	40.4	40.4	10.0	50.4	932	109396.1978
933	2013/07/16	04:12:00	00:01:00.0	41.0	41.0	10.0	51.0	933	127088.1318
934	2013/07/16	04:13:00	00:01:00.0	41.8	41.8	10.0	51.8	934	152955.7243
935	2013/07/16	04:14:00	00:01:00.0	41.3	41.3	10.0	51.3	935	134419.7187
936	2013/07/16	04:15:00	00:01:00.0	40.2	40.2	10.0	50.2	936	103976.0803
937	2013/07/16	04:16:00	00:01:00.0	40.2	40.2	10.0	50.2	937	104211.6104
938	2013/07/16	04:17:00	00:01:00.0	40.2	40.2	10.0	50.2	938	104864.0072
939	2013/07/16	04:18:00	00:01:00.0	39.8	39.8	10.0	49.8	939	94722.05485
940	2013/07/16	04:19:00	00:01:00.0	40.7	40.7	10.0	50.7	940	117007.7958
941	2013/07/16	04:20:00	00:01:00.0	40.1	40.1	10.0	50.1	941	103088.1559
942	2013/07/16	04:21:00	00:01:00.0	40.1	40.1	10.0	50.1	942	102478.6672
943	2013/07/16	04:22:00	00:01:00.0	40.1	40.1	10.0	50.1	943	101468.5921
944	2013/07/16	04:23:00	00:01:00.0	38.7	38.7	10.0	48.7	944	74377.25131
945	2013/07/16	04:24:00	00:01:00.0	39.7	39.7	10.0	49.7	945	93455.05523

Location 6 - Speers Road

Record #	Date	Time	Duration	LAeq	Base Leq	Penalty	Base+Penalty	count	10 ^{^(leq/10)}
946	2013/07/16	04:25:00	00:01:00.0	39.1	39.1	10.0	49.1	946	81299.44586
947	2013/07/16	04:26:00	00:01:00.0	39.1	39.1	10.0	49.1	947	80981.07921
948	2013/07/16	04:27:00	00:01:00.0	38.4	38.4	10.0	48.4	948	68655.72985
949	2013/07/16	04:28:00	00:01:00.0	38.5	38.5	10.0	48.5	949	70042.26533
950	2013/07/16	04:29:00	00:01:00.0	37.5	37.5	10.0	47.5	950	56238.97336
951	2013/07/16	04:30:00	00:01:00.0	37.4	37.4	10.0	47.4	951	55522.4586
952	2013/07/16	04:31:00	00:01:00.0	38.4	38.4	10.0	48.4	952	68944.95658
953	2013/07/16	04:32:00	00:01:00.0	38.9	38.9	10.0	48.9	953	78174.52694
954	2013/07/16	04:33:00	00:01:00.0	38.9	38.9	10.0	48.9	954	77881.3939
955	2013/07/16	04:34:00	00:01:00.0	39.0	39.0	10.0	49.0	955	78526.54313
956	2013/07/16	04:35:00	00:01:00.0	38.4	38.4	10.0	48.4	956	69517.7884
957	2013/07/16	04:36:00	00:01:00.0	38.5	38.5	10.0	48.5	957	70624.46231
958	2013/07/16	04:37:00	00:01:00.0	37.7	37.7	10.0	47.7	958	59277.5289
959	2013/07/16	04:38:00	00:01:00.0	38.6	38.6	10.0	48.6	959	72907.71946
960	2013/07/16	04:39:00	00:01:00.0	39.2	39.2	10.0	49.2	960	82610.7984
961	2013/07/16	04:40:00	00:01:00.0	39.1	39.1	10.0	49.1	961	81245.12047
962	2013/07/16	04:41:00	00:01:00.0	38.1	38.1	10.0	48.1	962	64050.87097
963	2013/07/16	04:42:00	00:01:00.0	39.2	39.2	10.0	49.2	963	82488.83829
964	2013/07/16	04:43:00	00:01:00.0	39.7	39.7	10.0	49.7	964	92674.55845
965	2013/07/16	04:44:00	00:01:00.0	39.6	39.6	10.0	49.6	965	91168.53386
966	2013/07/16	04:45:00	00:01:00.0	37.2	37.2	10.0	47.2	966	52308.03678
967	2013/07/16	04:46:00	00:01:00.0	37.5	37.5	10.0	47.5	967	55782.56618
968	2013/07/16	04:47:00	00:01:00.0	38.2	38.2	10.0	48.2	968	66162.15843
969	2013/07/16	04:48:00	00:01:00.0	38.5	38.5	10.0	48.5	969	70043.18817
970	2013/07/16	04:49:00	00:01:00.0	38.7	38.7	10.0	48.7	970	73601.08754
971	2013/07/16	04:50:00	00:01:00.0	39.0	39.0	10.0	49.0	971	79920.83053
972	2013/07/16	04:51:00	00:01:00.0	39.1	39.1	10.0	49.1	972	82185.51924
973	2013/07/16	04:52:00	00:01:00.0	39.2	39.2	10.0	49.2	973	82231.7332
974	2013/07/16	04:53:00	00:01:00.0	38.0	38.0	10.0	48.0	974	63177.75564
975	2013/07/16	04:54:00	00:01:00.0	41.2	41.2	10.0	51.2	975	132197.6793
976	2013/07/16	04:55:00	00:01:00.0	39.9	39.9	10.0	49.9	976	96726.81218
977	2013/07/16	04:56:00	00:01:00.0	38.4	38.4	10.0	48.4	977	68852.96841
978	2013/07/16	04:57:00	00:01:00.0	38.6	38.6	10.0	48.6	978	72352.82457
979	2013/07/16	04:58:00	00:01:00.0	39.0	39.0	10.0	49.0	979	78571.80382
980	2013/07/16	04:59:00	00:01:00.0	38.4	38.4	10.0	48.4	980	69788.39136
981	2013/07/16	05:00:00	00:01:00.0	39.1	39.1	10.0	49.1	981	80919.85851
982	2013/07/16	05:01:00	00:01:00.0	39.7	39.7	10.0	49.7	982	93375.46398
983	2013/07/16	05:02:00	00:01:00.0	39.1	39.1	10.0	49.1	983	80624.2208
984	2013/07/16	05:03:00	00:01:00.0	37.8	37.8	10.0	47.8	984	60345.9378
985	2013/07/16	05:04:00	00:01:00.0	38.1	38.1	10.0	48.1	985	64373.26257
986	2013/07/16	05:05:00	00:01:00.0	38.2	38.2	10.0	48.2	986	66124.33663
987	2013/07/16	05:06:00	00:01:00.0	38.1	38.1	10.0	48.1	987	65144.17371
988	2013/07/16	05:07:00	00:01:00.0	38.3	38.3	10.0	48.3	988	68259.88828
989	2013/07/16	05:08:00	00:01:00.0	39.5	39.5	10.0	49.5	989	89242.9115
990	2013/07/16	05:09:00	00:01:00.0	39.9	39.9	10.0	49.9	990	98380.1167

Location 6 - Speers Road

Record #	Date	Time	Duration	LAeq	Base Leq	Penalty	Base+Penalty	count	10 ^{^(leq/10)}
991	2013/07/16	05:10:00	00:01:00.0	38.2	38.2	10.0	48.2	991	66730.21279
992	2013/07/16	05:11:00	00:01:00.0	40.6	40.6	10.0	50.6	992	115034.4759
993	2013/07/16	05:12:00	00:01:00.0	38.4	38.4	10.0	48.4	993	69104.22861
994	2013/07/16	05:13:00	00:01:00.0	37.8	37.8	10.0	47.8	994	60060.91151
995	2013/07/16	05:14:00	00:01:00.0	37.5	37.5	10.0	47.5	995	56282.31247
996	2013/07/16	05:15:00	00:01:00.0	37.9	37.9	10.0	47.9	996	61275.43132
997	2013/07/16	05:16:00	00:01:00.0	37.8	37.8	10.0	47.8	997	60688.90246
998	2013/07/16	05:17:00	00:01:00.0	38.0	38.0	10.0	48.0	998	62878.41517
999	2013/07/16	05:18:00	00:01:00.0	39.7	39.7	10.0	49.7	999	93101.18971
1000	2013/07/16	05:19:00	00:01:00.0	39.7	39.7	10.0	49.7	1000	92427.91289
1001	2013/07/16	05:20:00	00:01:00.0	39.1	39.1	10.0	49.1	1001	82061.23166
1002	2013/07/16	05:21:00	00:01:00.0	38.9	38.9	10.0	48.9	1002	77927.10413
1003	2013/07/16	05:22:00	00:01:00.0	39.5	39.5	10.0	49.5	1003	88682.63578
1004	2013/07/16	05:23:00	00:01:00.0	39.4	39.4	10.0	49.4	1004	86270.05236
1005	2013/07/16	05:24:00	00:01:00.0	38.4	38.4	10.0	48.4	1005	68864.70217
1006	2013/07/16	05:25:00	00:01:00.0	40.0	40.0	10.0	50.0	1006	98860.71051
1007	2013/07/16	05:26:00	00:01:00.0	41.6	41.6	10.0	51.6	1007	143496.49
1008	2013/07/16	05:27:00	00:01:00.0	42.9	42.9	10.0	52.9	1008	194510.5223
1009	2013/07/16	05:28:00	00:01:00.0	41.2	41.2	10.0	51.2	1009	131495.0651
1010	2013/07/16	05:29:00	00:01:00.0	39.5	39.5	10.0	49.5	1010	90155.75169
1011	2013/07/16	05:30:00	00:01:00.0	39.0	39.0	10.0	49.0	1011	79904.12473
1012	2013/07/16	05:31:00	00:01:00.0	39.2	39.2	10.0	49.2	1012	83539.04301
1013	2013/07/16	05:32:00	00:01:00.0	38.4	38.4	10.0	48.4	1013	69761.6085
1014	2013/07/16	05:33:00	00:01:00.0	38.7	38.7	10.0	48.7	1014	74544.22719
1015	2013/07/16	05:34:00	00:01:00.0	37.3	37.3	10.0	47.3	1015	53860.05402
1016	2013/07/16	05:35:00	00:01:00.0	36.9	36.9	10.0	46.9	1016	49254.65494
1017	2013/07/16	05:36:00	00:01:00.0	37.2	37.2	10.0	47.2	1017	52015.17523
1018	2013/07/16	05:37:00	00:01:00.0	37.2	37.2	10.0	47.2	1018	52676.57237
1019	2013/07/16	05:38:00	00:01:00.0	38.4	38.4	10.0	48.4	1019	69487.56923
1020	2013/07/16	05:39:00	00:01:00.0	39.3	39.3	10.0	49.3	1020	85543.17468
1021	2013/07/16	05:40:00	00:01:00.0	39.7	39.7	10.0	49.7	1021	92972.88836
1022	2013/07/16	05:41:00	00:01:00.0	40.9	40.9	10.0	50.9	1022	123408.6485
1023	2013/07/16	05:42:00	00:01:00.0	40.5	40.5	10.0	50.5	1023	111085.2983
1024	2013/07/16	05:43:00	00:01:00.0	40.2	40.2	10.0	50.2	1024	103929.6041
1025	2013/07/16	05:44:00	00:01:00.0	40.0	40.0	10.0	50.0	1025	100461.4131
1026	2013/07/16	05:45:00	00:01:00.0	40.5	40.5	10.0	50.5	1026	112327.8686
1027	2013/07/16	05:46:00	00:01:00.0	40.7	40.7	10.0	50.7	1027	117551.0924
1028	2013/07/16	05:47:00	00:01:00.0	41.1	41.1	10.0	51.1	1028	128213.29
1029	2013/07/16	05:48:00	00:01:00.0	40.4	40.4	10.0	50.4	1029	108475.5164
1030	2013/07/16	05:49:00	00:01:00.0	39.7	39.7	10.0	49.7	1030	93626.20061
1031	2013/07/16	05:50:00	00:01:00.0	40.2	40.2	10.0	50.2	1031	103625.8763
1032	2013/07/16	05:51:00	00:01:00.0	40.2	40.2	10.0	50.2	1032	105759.2381
1033	2013/07/16	05:52:00	00:01:00.0	39.9	39.9	10.0	49.9	1033	98572.66199
1034	2013/07/16	05:53:00	00:01:00.0	40.7	40.7	10.0	50.7	1034	118502.3698
1035	2013/07/16	05:54:00	00:01:00.0	40.8	40.8	10.0	50.8	1035	121068.3715

Location 6 - Speers Road

Record #	Date	Time	Duration	LAeq	Base Leq	Penalty	Base+Penalty	count	10 ^{^(leq/10)}
1036	2013/07/16	05:55:00	00:01:00.0	41.1	41.1	10.0	51.1	1036	128679.9262
1037	2013/07/16	05:56:00	00:01:00.0	41.0	41.0	10.0	51.0	1037	127066.9239
1038	2013/07/16	05:57:00	00:01:00.0	41.3	41.3	10.0	51.3	1038	133476.5955
1039	2013/07/16	05:58:00	00:01:00.0	46.2	46.2	10.0	56.2	1039	413119.6924
1040	2013/07/16	05:59:00	00:01:00.0	46.4	46.4	10.0	56.4	1040	433147.2781
1041	2013/07/16	06:00:00	00:01:00.0	47.8	47.8	10.0	57.8	1041	604310.7218
1042	2013/07/16	06:01:00	00:01:00.0	50.1	50.1	10.0	60.1	1042	1022338.525
1043	2013/07/16	06:02:00	00:01:00.0	55.3	55.3	10.0	65.3	1043	3353728.906
1044	2013/07/16	06:03:00	00:01:00.0	53.0	53.0	10.0	63.0	1044	2016105.1
1045	2013/07/16	06:04:00	00:01:00.0	45.0	45.0	10.0	55.0	1045	315394.4632
1046	2013/07/16	06:05:00	00:01:00.0	45.0	45.0	10.0	55.0	1046	319288.1611
1047	2013/07/16	06:06:00	00:01:00.0	46.4	46.4	10.0	56.4	1047	435336.2625
1048	2013/07/16	06:07:00	00:01:00.0	48.0	48.0	10.0	58.0	1048	625527.4
1049	2013/07/16	06:08:00	00:01:00.0	43.8	43.8	10.0	53.8	1049	240934.6494
1050	2013/07/16	06:09:00	00:01:00.0	48.1	48.1	10.0	58.1	1050	639894.0814
1051	2013/07/16	06:10:00	00:01:00.0	49.7	49.7	10.0	59.7	1051	931178.737
1052	2013/07/16	06:11:00	00:01:00.0	50.0	50.0	10.0	60.0	1052	1006837.638
1053	2013/07/16	06:12:00	00:01:00.0	47.8	47.8	10.0	57.8	1053	600699.3338
1054	2013/07/16	06:13:00	00:01:00.0	47.6	47.6	10.0	57.6	1054	581482.524
1055	2013/07/16	06:14:00	00:01:00.0	46.3	46.3	10.0	56.3	1055	424763.8091
1056	2013/07/16	06:15:00	00:01:00.0	42.6	42.6	10.0	52.6	1056	181008.9155
1057	2013/07/16	06:16:00	00:01:00.0	42.9	42.9	10.0	52.9	1057	195282.2478
1058	2013/07/16	06:17:00	00:01:00.0	47.4	47.4	10.0	57.4	1058	546656.816
1059	2013/07/16	06:18:00	00:01:00.0	43.2	43.2	10.0	53.2	1059	207647.879
1060	2013/07/16	06:19:00	00:01:00.0	56.0	56.0	10.0	66.0	1060	3994999.448
1061	2013/07/16	06:20:00	00:01:00.0	51.1	51.1	10.0	61.1	1061	1276874.305
1062	2013/07/16	06:21:00	00:01:00.0	50.7	50.7	10.0	60.7	1062	1176924.273
1063	2013/07/16	06:22:00	00:01:00.0	48.5	48.5	10.0	58.5	1063	699848.2662
1064	2013/07/16	06:23:00	00:01:00.0	44.2	44.2	10.0	54.2	1064	262944.8411
1065	2013/07/16	06:24:00	00:01:00.0	44.6	44.6	10.0	54.6	1065	288408.8755
1066	2013/07/16	06:25:00	00:01:00.0	44.7	44.7	10.0	54.7	1066	298443.089
1067	2013/07/16	06:26:00	00:01:00.0	42.9	42.9	10.0	52.9	1067	194242.129
1068	2013/07/16	06:27:00	00:01:00.0	42.4	42.4	10.0	52.4	1068	172031.1717
1069	2013/07/16	06:28:00	00:01:00.0	42.7	42.7	10.0	52.7	1069	185834.4083
1070	2013/07/16	06:29:00	00:01:00.0	42.5	42.5	10.0	52.5	1070	179826.0796
1071	2013/07/16	06:30:00	00:01:00.0	42.7	42.7	10.0	52.7	1071	187338.2657
1072	2013/07/16	06:31:00	00:01:00.0	43.1	43.1	10.0	53.1	1072	203838.8124
1073	2013/07/16	06:32:00	00:01:00.0	42.7	42.7	10.0	52.7	1073	187989.7039
1074	2013/07/16	06:33:00	00:01:00.0	42.6	42.6	10.0	52.6	1074	181066.4799
1075	2013/07/16	06:34:00	00:01:00.0	43.5	43.5	10.0	53.5	1075	222909.0734
1076	2013/07/16	06:35:00	00:01:00.0	44.6	44.6	10.0	54.6	1076	287998.5219
1077	2013/07/16	06:36:00	00:01:00.0	42.1	42.1	10.0	52.1	1077	162665.8785
1078	2013/07/16	06:37:00	00:01:00.0	41.6	41.6	10.0	51.6	1078	144415.1167
1079	2013/07/16	06:38:00	00:01:00.0	41.6	41.6	10.0	51.6	1079	142990.0646
1080	2013/07/16	06:39:00	00:01:00.0	41.5	41.5	10.0	51.5	1080	140715.4394

Location 6 - Speers Road

Record #	Date	Time	Duration	LAeq	Base Leq	Penalty	Base+Penalty	count	10 ^{^(leq/10)}
1081	2013/07/16	06:40:00	00:01:00.0	41.5	41.5	10.0	51.5	1081	142313.5681
1082	2013/07/16	06:41:00	00:01:00.0	41.3	41.3	10.0	51.3	1082	134457.152
1083	2013/07/16	06:42:00	00:01:00.0	43.3	43.3	10.0	53.3	1083	213764.6248
1084	2013/07/16	06:43:00	00:01:00.0	42.9	42.9	10.0	52.9	1084	194439.461
1085	2013/07/16	06:44:00	00:01:00.0	44.8	44.8	10.0	54.8	1085	298696.4261
1086	2013/07/16	06:45:00	00:01:00.0	53.6	53.6	10.0	63.6	1086	2294399.003
1087	2013/07/16	06:46:00	00:01:00.0	39.7	39.7	10.0	49.7	1087	94246.92658
1088	2013/07/16	06:47:00	00:01:00.0	39.1	39.1	10.0	49.1	1088	81189.76166
1089	2013/07/16	06:48:00	00:01:00.0	40.2	40.2	10.0	50.2	1089	105435.7149
1090	2013/07/16	06:49:00	00:01:00.0	39.9	39.9	10.0	49.9	1090	98833.36098
1091	2013/07/16	06:50:00	00:01:00.0	39.5	39.5	10.0	49.5	1091	88122.31689
1092	2013/07/16	06:51:00	00:01:00.0	46.1	46.1	10.0	56.1	1092	410991.8754
1093	2013/07/16	06:52:00	00:01:00.0	46.1	46.1	10.0	56.1	1093	403394.5782
1094	2013/07/16	06:53:00	00:01:00.0	45.8	45.8	10.0	55.8	1094	380093.8331
1095	2013/07/16	06:54:00	00:01:00.0	44.8	44.8	10.0	54.8	1095	303261.2104
1096	2013/07/16	06:55:00	00:01:00.0	44.9	44.9	10.0	54.9	1096	311037.2098
1097	2013/07/16	06:56:00	00:01:00.0	44.6	44.6	10.0	54.6	1097	291073.7162
1098	2013/07/16	06:57:00	00:01:00.0	42.6	42.6	10.0	52.6	1098	182868.5956
1099	2013/07/16	06:58:00	00:01:00.0	38.5	38.5	10.0	48.5	1099	70357.04433
1100	2013/07/16	06:59:00	00:01:00.0	38.1	38.1	10.0	48.1	1100	64623.38599
1101	2013/07/16	07:00:00	00:01:00.0	38.0	38.0	0.0	38.0	1101	6325.543838
1102	2013/07/16	07:01:00	00:01:00.0	41.1	41.1	0.0	41.1	1102	12912.59151
1103	2013/07/16	07:02:00	00:01:00.0	43.9	43.9	0.0	43.9	1103	24704.13334
1104	2013/07/16	07:03:00	00:01:00.0	43.9	43.9	0.0	43.9	1104	24460.87481
1105	2013/07/16	07:04:00	00:01:00.0	39.0	39.0	0.0	39.0	1105	7961.961075
1106	2013/07/16	07:05:00	00:01:00.0	38.2	38.2	0.0	38.2	1106	6533.775146
1107	2013/07/16	07:06:00	00:01:00.0	37.6	37.6	0.0	37.6	1107	5782.370853
1108	2013/07/16	07:07:00	00:01:00.0	38.4	38.4	0.0	38.4	1108	6903.379317
1109	2013/07/16	07:08:00	00:01:00.0	39.7	39.7	0.0	39.7	1109	9226.244259
1110	2013/07/16	07:09:00	00:01:00.0	39.6	39.6	0.0	39.6	1110	9070.89992
1111	2013/07/16	07:10:00	00:01:00.0	39.3	39.3	0.0	39.3	1111	8476.536962
1112	2013/07/16	07:11:00	00:01:00.0	38.6	38.6	0.0	38.6	1112	7288.838204
1113	2013/07/16	07:12:00	00:01:00.0	38.8	38.8	0.0	38.8	1113	7503.112709
1114	2013/07/16	07:13:00	00:01:00.0	40.1	40.1	0.0	40.1	1114	10199.58936
1115	2013/07/16	07:14:00	00:01:00.0	39.8	39.8	0.0	39.8	1115	9525.160431
1116	2013/07/16	07:15:00	00:01:00.0	41.3	41.3	0.0	41.3	1116	13446.19943
1117	2013/07/16	07:16:00	00:01:00.0	41.4	41.4	0.0	41.4	1117	13750.64948
1118	2013/07/16	07:17:00	00:01:00.0	41.6	41.6	0.0	41.6	1118	14373.79383
1119	2013/07/16	07:18:00	00:01:00.0	41.3	41.3	0.0	41.3	1119	13480.38753
1120	2013/07/16	07:19:00	00:01:00.0	41.6	41.6	0.0	41.6	1120	14514.78757
1121	2013/07/16	07:20:00	00:01:00.0	42.0	42.0	0.0	42.0	1121	15742.11442
1122	2013/07/16	07:21:00	00:01:00.0	40.9	40.9	0.0	40.9	1122	12285.36018
1123	2013/07/16	07:22:00	00:01:00.0	43.5	43.5	0.0	43.5	1123	22270.51474
1124	2013/07/16	07:23:00	00:01:00.0	47.1	47.1	0.0	47.1	1124	51203.02914
1125	2013/07/16	07:24:00	00:01:00.0	42.3	42.3	0.0	42.3	1125	17080.21015

Location 6 - Speers Road

Record #	Date	Time	Duration	LAeq	Base Leq	Penalty	Base+Penalty	count	10 ^{^(leq/10)}
1126	2013/07/16	07:25:00	00:01:00.0	41.4	41.4	0.0	41.4	1126	13752.28013
1127	2013/07/16	07:26:00	00:01:00.0	41.8	41.8	0.0	41.8	1127	15245.11293
1128	2013/07/16	07:27:00	00:01:00.0	40.3	40.3	0.0	40.3	1128	10739.10513
1129	2013/07/16	07:28:00	00:01:00.0	41.2	41.2	0.0	41.2	1129	13245.48983
1130	2013/07/16	07:29:00	00:01:00.0	43.0	43.0	0.0	43.0	1130	19978.2973
1131	2013/07/16	07:30:00	00:01:00.0	42.9	42.9	0.0	42.9	1131	19593.41159
1132	2013/07/16	07:31:00	00:01:00.0	42.1	42.1	0.0	42.1	1132	16185.43494
1133	2013/07/16	07:32:00	00:01:00.0	41.5	41.5	0.0	41.5	1133	14144.99252
1134	2013/07/16	07:33:00	00:01:00.0	40.1	40.1	0.0	40.1	1134	10137.38947
1135	2013/07/16	07:34:00	00:01:00.0	40.4	40.4	0.0	40.4	1135	10947.04044
1136	2013/07/16	07:35:00	00:01:00.0	41.6	41.6	0.0	41.6	1136	14600.10067
1137	2013/07/16	07:36:00	00:01:00.0	41.7	41.7	0.0	41.7	1137	14675.19953
1138	2013/07/16	07:37:00	00:01:00.0	42.0	42.0	0.0	42.0	1138	15781.28062
1139	2013/07/16	07:38:00	00:01:00.0	42.1	42.1	0.0	42.1	1139	16383.51063
1140	2013/07/16	07:39:00	00:01:00.0	42.8	42.8	0.0	42.8	1140	19034.64714
1141	2013/07/16	07:40:00	00:01:00.0	42.8	42.8	0.0	42.8	1141	18949.45241
1142	2013/07/16	07:41:00	00:01:00.0	45.8	45.8	0.0	45.8	1142	38043.51929
1143	2013/07/16	07:42:00	00:01:00.0	42.6	42.6	0.0	42.6	1143	18182.70246
1144	2013/07/16	07:43:00	00:01:00.0	43.6	43.6	0.0	43.6	1144	22650.39793
1145	2013/07/16	07:44:00	00:01:00.0	40.5	40.5	0.0	40.5	1145	11196.37939
1146	2013/07/16	07:45:00	00:01:00.0	40.9	40.9	0.0	40.9	1146	12288.33887
1147	2013/07/16	07:46:00	00:01:00.0	40.6	40.6	0.0	40.6	1147	11384.11331
1148	2013/07/16	07:47:00	00:01:00.0	40.6	40.6	0.0	40.6	1148	11368.82446
1149	2013/07/16	07:48:00	00:01:00.0	41.1	41.1	0.0	41.1	1149	12767.10567
1150	2013/07/16	07:49:00	00:01:00.0	41.8	41.8	0.0	41.8	1150	15134.17408
1151	2013/07/16	07:50:00	00:01:00.0	40.4	40.4	0.0	40.4	1151	10846.7513
1152	2013/07/16	07:51:00	00:01:00.0	39.5	39.5	0.0	39.5	1152	8884.964577
1153	2013/07/16	07:52:00	00:01:00.0	40.4	40.4	0.0	40.4	1153	10984.78857
1154	2013/07/16	07:53:00	00:01:00.0	40.5	40.5	0.0	40.5	1154	11093.75726
1155	2013/07/16	07:54:00	00:01:00.0	40.5	40.5	0.0	40.5	1155	11096.07667
1156	2013/07/16	07:55:00	00:01:00.0	40.8	40.8	0.0	40.8	1156	12081.12962
1157	2013/07/16	07:56:00	00:01:00.0	41.2	41.2	0.0	41.2	1157	13301.06727
1158	2013/07/16	07:57:00	00:01:00.0	43.3	43.3	0.0	43.3	1158	21229.46309
1159	2013/07/16	07:58:00	00:01:00.0	45.6	45.6	0.0	45.6	1159	36312.25781
1160	2013/07/16	07:59:00	00:01:00.0	42.5	42.5	0.0	42.5	1160	17656.35044
1161	2013/07/16	08:00:00	00:01:00.0	44.2	44.2	0.0	44.2	1161	26053.45511
1162	2013/07/16	08:01:00	00:01:00.0	46.9	46.9	0.0	46.9	1162	49249.24728
1163	2013/07/16	08:02:00	00:01:00.0	46.4	46.4	0.0	46.4	1163	43268.90638
1164	2013/07/16	08:03:00	00:01:00.0	46.5	46.5	0.0	46.5	1164	44190.14941
1165	2013/07/16	08:04:00	00:01:00.0	47.1	47.1	0.0	47.1	1165	51878.92846
1166	2013/07/16	08:05:00	00:01:00.0	44.4	44.4	0.0	44.4	1166	27414.88156
1167	2013/07/16	08:06:00	00:01:00.0	42.3	42.3	0.0	42.3	1167	16962.3078
1168	2013/07/16	08:07:00	00:01:00.0	41.6	41.6	0.0	41.6	1168	14576.07501
1169	2013/07/16	08:08:00	00:01:00.0	41.5	41.5	0.0	41.5	1169	14134.64671
1170	2013/07/16	08:09:00	00:01:00.0	41.9	41.9	0.0	41.9	1170	15648.91852

Location 6 - Speers Road

Record #	Date	Time	Duration	LAeq	Base Leq	Penalty	Base+Penalty	count	10 ^{^(leq/10)}
1171	2013/07/16	08:10:00	00:01:00.0	41.9	41.9	0.0	41.9	1171	15622.54943
1172	2013/07/16	08:11:00	00:01:00.0	42.6	42.6	0.0	42.6	1172	18119.28038
1173	2013/07/16	08:12:00	00:01:00.0	41.7	41.7	0.0	41.7	1173	14663.70597
1174	2013/07/16	08:13:00	00:01:00.0	42.5	42.5	0.0	42.5	1174	17754.01448
1175	2013/07/16	08:14:00	00:01:00.0	41.6	41.6	0.0	41.6	1175	14541.90514
1176	2013/07/16	08:15:00	00:01:00.0	43.7	43.7	0.0	43.7	1176	23702.67925
1177	2013/07/16	08:16:00	00:01:00.0	44.3	44.3	0.0	44.3	1177	26609.79815
1178	2013/07/16	08:17:00	00:01:00.0	41.9	41.9	0.0	41.9	1178	15590.43108
1179	2013/07/16	08:18:00	00:01:00.0	44.6	44.6	0.0	44.6	1179	29162.16195
1180	2013/07/16	08:19:00	00:01:00.0	44.4	44.4	0.0	44.4	1180	27627.51234
1181	2013/07/16	08:20:00	00:01:00.0	43.6	43.6	0.0	43.6	1181	22746.07723
1182	2013/07/16	08:21:00	00:01:00.0	41.4	41.4	0.0	41.4	1182	13808.23738
1183	2013/07/16	08:22:00	00:01:00.0	42.8	42.8	0.0	42.8	1183	19021.35986
1184	2013/07/16	08:23:00	00:01:00.0	42.5	42.5	0.0	42.5	1184	17812.82509
1185	2013/07/16	08:24:00	00:01:00.0	43.0	43.0	0.0	43.0	1185	20157.84597
1186	2013/07/16	08:25:00	00:01:00.0	42.2	42.2	0.0	42.2	1186	16746.05178
1187	2013/07/16	08:26:00	00:01:00.0	42.5	42.5	0.0	42.5	1187	17615.51667
1188	2013/07/16	08:27:00	00:01:00.0	42.8	42.8	0.0	42.8	1188	18938.56999
1189	2013/07/16	08:28:00	00:01:00.0	41.4	41.4	0.0	41.4	1189	13897.79374
1190	2013/07/16	08:29:00	00:01:00.0	42.7	42.7	0.0	42.7	1190	18708.88071
1191	2013/07/16	08:30:00	00:01:00.0	48.6	48.6	0.0	48.6	1191	72424.22901
1192	2013/07/16	08:31:00	00:01:00.0	44.3	44.3	0.0	44.3	1192	26675.88587
1193	2013/07/16	08:32:00	00:01:00.0	43.6	43.6	0.0	43.6	1193	22917.2824
1194	2013/07/16	08:33:00	00:01:00.0	40.9	40.9	0.0	40.9	1194	12233.70442
1195	2013/07/16	08:34:00	00:01:00.0	42.5	42.5	0.0	42.5	1195	17957.95259
1196	2013/07/16	08:35:00	00:01:00.0	39.9	39.9	0.0	39.9	1196	9702.22491
1197	2013/07/16	08:36:00	00:01:00.0	40.2	40.2	0.0	40.2	1197	10442.5658
1198	2013/07/16	08:37:00	00:01:00.0	39.8	39.8	0.0	39.8	1198	9495.622093
1199	2013/07/16	08:38:00	00:01:00.0	41.7	41.7	0.0	41.7	1199	14821.8575
1200	2013/07/16	08:39:00	00:01:00.0	41.1	41.1	0.0	41.1	1200	12796.4645
1201	2013/07/16	08:40:00	00:01:00.0	42.9	42.9	0.0	42.9	1201	19426.65286
1202	2013/07/16	08:41:00	00:01:00.0	42.4	42.4	0.0	42.4	1202	17228.64285
1203	2013/07/16	08:42:00	00:01:00.0	41.6	41.6	0.0	41.6	1203	14317.06624
1204	2013/07/16	08:43:00	00:01:00.0	41.4	41.4	0.0	41.4	1204	13783.40804
1205	2013/07/16	08:44:00	00:01:00.0	41.5	41.5	0.0	41.5	1205	14072.56985
1206	2013/07/16	08:45:00	00:01:00.0	41.4	41.4	0.0	41.4	1206	13769.95176
1207	2013/07/16	08:46:00	00:01:00.0	41.9	41.9	0.0	41.9	1207	15560.11444
1208	2013/07/16	08:47:00	00:01:00.0	41.1	41.1	0.0	41.1	1208	12825.50782
1209	2013/07/16	08:48:00	00:01:00.0	42.0	42.0	0.0	42.0	1209	15805.52957
1210	2013/07/16	08:49:00	00:01:00.0	41.2	41.2	0.0	41.2	1210	13071.98077
1211	2013/07/16	08:50:00	00:01:00.0	42.7	42.7	0.0	42.7	1211	18570.19122
1212	2013/07/16	08:51:00	00:01:00.0	43.2	43.2	0.0	43.2	1212	20836.02404
1213	2013/07/16	08:52:00	00:01:00.0	49.3	49.3	0.0	49.3	1213	84881.00267
1214	2013/07/16	08:53:00	00:01:00.0	47.0	47.0	0.0	47.0	1214	50096.54088
1215	2013/07/16	08:54:00	00:01:00.0	46.8	46.8	0.0	46.8	1215	47751.21774

Location 6 - Speers Road

Record #	Date	Time	Duration	LAeq	Base Leq	Penalty	Base+Penalty	count	10 ^(leq/10)
1216	2013/07/16	08:55:00	00:01:00.0	46.7	46.7	0.0	46.7	1216	46572.72372
1217	2013/07/16	08:56:00	00:01:00.0	46.3	46.3	0.0	46.3	1217	42726.41824
1218	2013/07/16	08:57:00	00:01:00.0	51.7	51.7	0.0	51.7	1218	149370.0003
1219	2013/07/16	08:58:00	00:01:00.0	38.9	38.9	0.0	38.9	1219	7756.953037
1220	2013/07/16	08:59:00	00:01:00.0	40.4	40.4	0.0	40.4	1220	11082.65422
1221	2013/07/16	09:00:00	00:01:00.0	39.8	39.8	0.0	39.8	1221	9653.43111
1222	2013/07/16	09:01:00	00:01:00.0	40.2	40.2	0.0	40.2	1222	10471.50807
1223	2013/07/16	09:02:00	00:01:00.0	42.2	42.2	0.0	42.2	1223	16551.45632
1224	2013/07/16	09:03:00	00:01:00.0	41.4	41.4	0.0	41.4	1224	13670.6002
1225	2013/07/16	09:04:00	00:01:00.0	43.0	43.0	0.0	43.0	1225	19903.27927
1226	2013/07/16	09:05:00	00:01:00.0	41.9	41.9	0.0	41.9	1226	15380.25916
1227	2013/07/16	09:06:00	00:01:00.0	41.8	41.8	0.0	41.8	1227	15144.61295
1228	2013/07/16	09:07:00	00:01:00.0	39.9	39.9	0.0	39.9	1228	9726.389566
1229	2013/07/16	09:08:00	00:01:00.0	38.6	38.6	0.0	38.6	1229	7266.317864
1230	2013/07/16	09:09:00	00:01:00.0	41.9	41.9	0.0	41.9	1230	15390.3
1231	2013/07/16	09:10:00	00:01:00.0	40.5	40.5	0.0	40.5	1231	11344.4648
1232	2013/07/16	09:11:00	00:01:00.0	42.2	42.2	0.0	42.2	1232	16652.95243
1233	2013/07/16	09:12:00	00:01:00.0	45.7	45.7	0.0	45.7	1233	37145.07808
1234	2013/07/16	09:13:00	00:01:00.0	42.2	42.2	0.0	42.2	1234	16647.4973
1235	2013/07/16	09:14:00	00:01:00.0	43.1	43.1	0.0	43.1	1235	20229.86057
1236	2013/07/16	09:15:00	00:01:00.0	42.2	42.2	0.0	42.2	1236	16427.89408
1237	2013/07/16	09:16:00	00:01:00.0	43.6	43.6	0.0	43.6	1237	22944.89695
1238	2013/07/16	09:17:00	00:01:00.0	42.1	42.1	0.0	42.1	1238	16047.72365
1239	2013/07/16	09:18:00	00:01:00.0	41.5	41.5	0.0	41.5	1239	14061.59768
1240	2013/07/16	09:19:00	00:01:00.0	53.4	53.4	0.0	53.4	1240	220923.0099
1241	2013/07/16	09:20:00	00:01:00.0	41.4	41.4	0.0	41.4	1241	13906.04836
1242	2013/07/16	09:21:00	00:01:00.0	40.5	40.5	0.0	40.5	1242	11311.82795
1243	2013/07/16	09:22:00	00:01:00.0	40.0	40.0	0.0	40.0	1243	10013.39527
1244	2013/07/16	09:23:00	00:01:00.0	44.6	44.6	0.0	44.6	1244	28534.40394
1245	2013/07/16	09:24:00	00:01:00.0	45.4	45.4	0.0	45.4	1245	34324.27914
1246	2013/07/16	09:25:00	00:01:00.0	41.7	41.7	0.0	41.7	1246	14824.65686
1247	2013/07/16	09:26:00	00:01:00.0	42.5	42.5	0.0	42.5	1247	17956.28066
1248	2013/07/16	09:27:00	00:01:00.0	41.4	41.4	0.0	41.4	1248	13813.74491
1249	2013/07/16	09:28:00	00:01:00.0	41.8	41.8	0.0	41.8	1249	15241.44429
1250	2013/07/16	09:29:00	00:01:00.0	43.0	43.0	0.0	43.0	1250	20015.60461
1251	2013/07/16	09:30:00	00:01:00.0	42.4	42.4	0.0	42.4	1251	17307.0739
1252	2013/07/16	09:31:00	00:01:00.0	43.0	43.0	0.0	43.0	1252	20067.18339
1253	2013/07/16	09:32:00	00:01:00.0	50.3	50.3	0.0	50.3	1253	106996.7284
1254	2013/07/16	09:33:00	00:01:00.0	41.8	41.8	0.0	41.8	1254	15181.59915
1255	2013/07/16	09:34:00	00:01:00.0	42.4	42.4	0.0	42.4	1255	17408.34039
1256	2013/07/16	09:35:00	00:01:00.0	40.6	40.6	0.0	40.6	1256	11436.74156
1257	2013/07/16	09:36:00	00:01:00.0	40.1	40.1	0.0	40.1	1257	10303.43837
1258	2013/07/16	09:37:00	00:01:00.0	37.8	37.8	0.0	37.8	1258	5981.809533
1259	2013/07/16	09:38:00	00:01:00.0	37.9	37.9	0.0	37.9	1259	6131.791182
1260	2013/07/16	09:39:00	00:01:00.0	39.2	39.2	0.0	39.2	1260	8390.357026

Location 6 - Speers Road

Record #	Date	Time	Duration	LAeq	Base Leq	Penalty	Base+Penalty	count	10 ^{^(leq/10)}
1261	2013/07/16	09:40:00	00:01:00.0	40.5	40.5	0.0	40.5	1261	11162.08985
1262	2013/07/16	09:41:00	00:01:00.0	39.3	39.3	0.0	39.3	1262	8549.968069
1263	2013/07/16	09:42:00	00:01:00.0	40.8	40.8	0.0	40.8	1263	11935.31059
1264	2013/07/16	09:43:00	00:01:00.0	40.2	40.2	0.0	40.2	1264	10451.73305
1265	2013/07/16	09:44:00	00:01:00.0	39.8	39.8	0.0	39.8	1265	9573.860882
1266	2013/07/16	09:45:00	00:01:00.0	39.1	39.1	0.0	39.1	1266	8195.642248
1267	2013/07/16	09:46:00	00:01:00.0	40.7	40.7	0.0	40.7	1267	11696.24804
1268	2013/07/16	09:47:00	00:01:00.0	40.5	40.5	0.0	40.5	1268	11317.27415
1269	2013/07/16	09:48:00	00:01:00.0	41.7	41.7	0.0	41.7	1269	14699.65972
1270	2013/07/16	09:49:00	00:01:00.0	43.4	43.4	0.0	43.4	1270	21697.65559
1271	2013/07/16	09:50:00	00:01:00.0	44.1	44.1	0.0	44.1	1271	25503.65812
1272	2013/07/16	09:51:00	00:01:00.0	44.4	44.4	0.0	44.4	1272	27233.72454
1273	2013/07/16	09:52:00	00:01:00.0	41.0	41.0	0.0	41.0	1273	12728.88893
1274	2013/07/16	09:53:00	00:01:00.0	40.2	40.2	0.0	40.2	1274	10429.6682
1275	2013/07/16	09:54:00	00:01:00.0	39.4	39.4	0.0	39.4	1275	8618.552697
1276	2013/07/16	09:55:00	00:01:00.0	42.0	42.0	0.0	42.0	1276	15827.29928
1277	2013/07/16	09:56:00	00:01:00.0	40.7	40.7	0.0	40.7	1277	11817.56708
1278	2013/07/16	09:57:00	00:01:00.0	39.6	39.6	0.0	39.6	1278	9197.657123
1279	2013/07/16	09:58:00	00:01:00.0	40.6	40.6	0.0	40.6	1279	11442.18759
1280	2013/07/16	09:59:00	00:01:00.0	41.9	41.9	0.0	41.9	1280	15459.80548
1281	2013/07/16	10:00:00	00:01:00.0	41.3	41.3	0.0	41.3	1281	13539.81647
1282	2013/07/16	10:01:00	00:01:00.0	39.1	39.1	0.0	39.1	1282	8153.393911
1283	2013/07/16	10:02:00	00:01:00.0	40.0	40.0	0.0	40.0	1283	10010.29976
1284	2013/07/16	10:03:00	00:01:00.0	44.1	44.1	0.0	44.1	1284	25514.18903
1285	2013/07/16	10:04:00	00:01:00.0	42.1	42.1	0.0	42.1	1285	16124.50322
1286	2013/07/16	10:05:00	00:01:00.0	41.6	41.6	0.0	41.6	1286	14462.0759
1287	2013/07/16	10:06:00	00:01:00.0	42.9	42.9	0.0	42.9	1287	19380.80564
1288	2013/07/16	10:07:00	00:01:00.0	41.8	41.8	0.0	41.8	1288	15276.86875
1289	2013/07/16	10:08:00	00:01:00.0	41.5	41.5	0.0	41.5	1289	14200.83873
1290	2013/07/16	10:09:00	00:01:00.0	41.6	41.6	0.0	41.6	1290	14393.79383
1291	2013/07/16	10:10:00	00:01:00.0	40.4	40.4	0.0	40.4	1291	10900.19801
1292	2013/07/16	10:11:00	00:01:00.0	40.2	40.2	0.0	40.2	1292	10569.99875
1293	2013/07/16	10:12:00	00:01:00.0	37.9	37.9	0.0	37.9	1293	6187.420449
1294	2013/07/16	10:13:00	00:01:00.0	40.1	40.1	0.0	40.1	1294	10174.60654
1295	2013/07/16	10:14:00	00:01:00.0	39.1	39.1	0.0	39.1	1295	8213.69504
1296	2013/07/16	10:15:00	00:01:00.0	40.1	40.1	0.0	40.1	1296	10147.57225
1297	2013/07/16	10:16:00	00:01:00.0	39.1	39.1	0.0	39.1	1297	8163.139599
1298	2013/07/16	10:17:00	00:01:00.0	38.6	38.6	0.0	38.6	1298	7222.06296
1299	2013/07/16	10:18:00	00:01:00.0	38.8	38.8	0.0	38.8	1299	7507.912115
1300	2013/07/16	10:19:00	00:01:00.0	39.9	39.9	0.0	39.9	1300	9726.876548
1301	2013/07/16	10:20:00	00:01:00.0	38.4	38.4	0.0	38.4	1301	6955.138067
1302	2013/07/16	10:21:00	00:01:00.0	42.0	42.0	0.0	42.0	1302	15885.83809
1303	2013/07/16	10:22:00	00:01:00.0	39.0	39.0	0.0	39.0	1303	7905.188245
1304	2013/07/16	10:23:00	00:01:00.0	38.5	38.5	0.0	38.5	1304	7111.292583
1305	2013/07/16	10:24:00	00:01:00.0	37.3	37.3	0.0	37.3	1305	5337.548603

Location 6 - Speers Road

Record #	Date	Time	Duration	LAeq	Base Leq	Penalty	Base+Penalty	count	10 ^{^(leq/10)}
1306	2013/07/16	10:25:00	00:01:00.0	36.7	36.7	0.0	36.7	1306	4635.849228
1307	2013/07/16	10:26:00	00:01:00.0	35.7	35.7	0.0	35.7	1307	3697.963724
1308	2013/07/16	10:27:00	00:01:00.0	35.6	35.6	0.0	35.6	1308	3643.407913
1309	2013/07/16	10:28:00	00:01:00.0	36.6	36.6	0.0	36.6	1309	4612.988706
1310	2013/07/16	10:29:00	00:01:00.0	38.2	38.2	0.0	38.2	1310	6637.45006
1311	2013/07/16	10:30:00	00:01:00.0	47.4	47.4	0.0	47.4	1311	54506.92991
1312	2013/07/16	10:31:00	00:01:00.0	52.4	52.4	0.0	52.4	1312	172142.2707
1313	2013/07/16	10:32:00	00:01:00.0	38.6	38.6	0.0	38.6	1313	7210.913151
1314	2013/07/16	10:33:00	00:01:00.0	38.5	38.5	0.0	38.5	1314	7160.873024
1315	2013/07/16	10:34:00	00:01:00.0	37.5	37.5	0.0	37.5	1315	5659.686277
1316	2013/07/16	10:35:00	00:01:00.0	38.0	38.0	0.0	38.0	1316	6349.480441
1317	2013/07/16	10:36:00	00:01:00.0	38.2	38.2	0.0	38.2	1317	6611.202451
1318	2013/07/16	10:37:00	00:01:00.0	37.4	37.4	0.0	37.4	1318	5545.592872
1319	2013/07/16	10:38:00	00:01:00.0	36.7	36.7	0.0	36.7	1319	4649.735057
1320	2013/07/16	10:39:00	00:01:00.0	38.8	38.8	0.0	38.8	1320	7669.54217
1321	2013/07/16	10:40:00	00:01:00.0	39.7	39.7	0.0	39.7	1321	9418.237769
1322	2013/07/16	10:41:00	00:01:00.0	39.8	39.8	0.0	39.8	1322	9563.707764
1323	2013/07/16	10:42:00	00:01:00.0	38.9	38.9	0.0	38.9	1323	7833.358138
1324	2013/07/16	10:43:00	00:01:00.0	38.1	38.1	0.0	38.1	1324	6397.221137
1325	2013/07/16	10:44:00	00:01:00.0	38.7	38.7	0.0	38.7	1325	7362.889174
1326	2013/07/16	10:45:00	00:01:00.0	40.4	40.4	0.0	40.4	1326	10883.04468
1327	2013/07/16	10:46:00	00:01:00.0	37.4	37.4	0.0	37.4	1327	5465.737537
1328	2013/07/16	10:47:00	00:01:00.0	39.7	39.7	0.0	39.7	1328	9293.982021
1329	2013/07/16	10:48:00	00:01:00.0	39.1	39.1	0.0	39.1	1329	8211.603062
1330	2013/07/16	10:49:00	00:01:00.0	38.7	38.7	0.0	38.7	1330	7397.817655
1331	2013/07/16	10:50:00	00:01:00.0	37.8	37.8	0.0	37.8	1331	5960.703869
1332	2013/07/16	10:51:00	00:01:00.0	38.6	38.6	0.0	38.6	1332	7267.766834
1333	2013/07/16	10:52:00	00:01:00.0	38.5	38.5	0.0	38.5	1333	7008.011206
1334	2013/07/16	10:53:00	00:01:00.0	37.2	37.2	0.0	37.2	1334	5221.049338
1335	2013/07/16	10:54:00	00:01:00.0	37.9	37.9	0.0	37.9	1335	6106.186079
1336	2013/07/16	10:55:00	00:01:00.0	37.8	37.8	0.0	37.8	1336	5985.756755
1337	2013/07/16	10:56:00	00:01:00.0	38.5	38.5	0.0	38.5	1337	7028.255388
1338	2013/07/16	10:57:00	00:01:00.0	38.5	38.5	0.0	38.5	1338	7102.390905
1339	2013/07/16	10:58:00	00:01:00.0	39.4	39.4	0.0	39.4	1339	8629.961035
1340	2013/07/16	10:59:00	00:01:00.0	39.6	39.6	0.0	39.6	1340	9040.181279
1341	2013/07/16	11:00:00	00:01:00.0	39.1	39.1	0.0	39.1	1341	8101.316568
1342	2013/07/16	11:01:00	00:01:00.0	39.5	39.5	0.0	39.5	1342	8832.992555
1343	2013/07/16	11:02:00	00:01:00.0	40.2	40.2	0.0	40.2	1343	10362.22355
1344	2013/07/16	11:03:00	00:01:00.0	39.6	39.6	0.0	39.6	1344	9161.647368
1345	2013/07/16	11:04:00	00:01:00.0	38.9	38.9	0.0	38.9	1345	7834.87889
1346	2013/07/16	11:05:00	00:01:00.0	37.7	37.7	0.0	37.7	1346	5913.114024
1347	2013/07/16	11:06:00	00:01:00.0	37.8	37.8	0.0	37.8	1347	6048.476054
1348	2013/07/16	11:07:00	00:01:00.0	40.1	40.1	0.0	40.1	1348	10195.15563
1349	2013/07/16	11:08:00	00:01:00.0	40.0	40.0	0.0	40.0	1349	9950.643819
1350	2013/07/16	11:09:00	00:01:00.0	40.0	40.0	0.0	40.0	1350	10081.19024

Location 6 - Speers Road

Record #	Date	Time	Duration	LAeq	Base Leq	Penalty	Base+Penalty	count	10 ^{^(leq/10)}
1351	2013/07/16	11:10:00	00:01:00.0	40.0	40.0	0.0	40.0	1351	9899.487616
1352	2013/07/16	11:11:00	00:01:00.0	39.3	39.3	0.0	39.3	1352	8483.732373
1353	2013/07/16	11:12:00	00:01:00.0	39.1	39.1	0.0	39.1	1353	8128.045283
1354	2013/07/16	11:13:00	00:01:00.0	39.1	39.1	0.0	39.1	1354	8087.587363
1355	2013/07/16	11:14:00	00:01:00.0	38.8	38.8	0.0	38.8	1355	7554.177402
1356	2013/07/16	11:15:00	00:01:00.0	39.5	39.5	0.0	39.5	1356	9006.330544
1357	2013/07/16	11:16:00	00:01:00.0	38.7	38.7	0.0	38.7	1357	7368.835036
1358	2013/07/16	11:17:00	00:01:00.0	39.2	39.2	0.0	39.2	1358	8352.370844
1359	2013/07/16	11:18:00	00:01:00.0	39.2	39.2	0.0	39.2	1359	8409.038147
1360	2013/07/16	11:19:00	00:01:00.0	47.0	47.0	0.0	47.0	1360	50321.94642
1361	2013/07/16	11:20:00	00:01:00.0	42.4	42.4	0.0	42.4	1361	17259.64809
1362	2013/07/16	11:21:00	00:01:00.0	38.1	38.1	0.0	38.1	1362	6491.26715
1363	2013/07/16	11:22:00	00:01:00.0	37.8	37.8	0.0	37.8	1363	6080.271308
1364	2013/07/16	11:23:00	00:01:00.0	43.1	43.1	0.0	43.1	1364	20364.14212
1365	2013/07/16	11:24:00	00:01:00.0	49.8	49.8	0.0	49.8	1365	96493.61928
1366	2013/07/16	11:25:00	00:01:00.0	42.0	42.0	0.0	42.0	1366	15947.14256
1367	2013/07/16	11:26:00	00:01:00.0	40.6	40.6	0.0	40.6	1367	11471.48184
1368	2013/07/16	11:27:00	00:01:00.0	47.4	47.4	0.0	47.4	1368	54946.48059
1369	2013/07/16	11:28:00	00:01:00.0	38.9	38.9	0.0	38.9	1369	7722.05155
1370	2013/07/16	11:29:00	00:01:00.0	41.2	41.2	0.0	41.2	1370	13126.8071
1371	2013/07/16	11:30:00	00:01:00.0	37.9	37.9	0.0	37.9	1371	6153.275626
1372	2013/07/16	11:31:00	00:01:00.0	36.4	36.4	0.0	36.4	1372	4337.526354
1373	2013/07/16	11:32:00	00:01:00.0	37.8	37.8	0.0	37.8	1373	5963.128483
1374	2013/07/16	11:33:00	00:01:00.0	36.7	36.7	0.0	36.7	1374	4662.347717
1375	2013/07/16	11:34:00	00:01:00.0	38.4	38.4	0.0	38.4	1375	6951.986454
1376	2013/07/16	11:35:00	00:01:00.0	40.5	40.5	0.0	40.5	1376	11139.77774
1377	2013/07/16	11:36:00	00:01:00.0	39.5	39.5	0.0	39.5	1377	8956.362292
1378	2013/07/16	11:37:00	00:01:00.0	39.8	39.8	0.0	39.8	1378	9528.825699
1379	2013/07/16	11:38:00	00:01:00.0	39.6	39.6	0.0	39.6	1379	9019.686056
1380	2013/07/16	11:39:00	00:01:00.0	40.4	40.4	0.0	40.4	1380	11060.47176
1381	2013/07/16	11:40:00	00:01:00.0	40.7	40.7	0.0	40.7	1381	11780.13337
1382	2013/07/16	11:41:00	00:01:00.0	41.2	41.2	0.0	41.2	1382	13193.21522
1383	2013/07/16	11:42:00	00:01:00.0	40.4	40.4	0.0	40.4	1383	11031.4422
1384	2013/07/16	11:43:00	00:01:00.0	38.8	38.8	0.0	38.8	1384	7511.533478
1385	2013/07/16	11:44:00	00:01:00.0	38.8	38.8	0.0	38.8	1385	7651.09245
1386	2013/07/16	11:45:00	00:01:00.0	38.0	38.0	0.0	38.0	1386	6289.360533
1387	2013/07/16	11:46:00	00:01:00.0	36.6	36.6	0.0	36.6	1387	4597.500062
1388	2013/07/16	11:47:00	00:01:00.0	38.4	38.4	0.0	38.4	1388	6903.809853
1389	2013/07/16	11:48:00	00:01:00.0	39.5	39.5	0.0	39.5	1389	8935.413492
1390	2013/07/16	11:49:00	00:01:00.0	50.3	50.3	0.0	50.3	1390	107649.9178
1391	2013/07/16	11:50:00	00:01:00.0	39.2	39.2	0.0	39.2	1391	8234.868377
1392	2013/07/16	11:51:00	00:01:00.0	42.2	42.2	0.0	42.2	1392	16410.45781
1393	2013/07/16	11:52:00	00:01:00.0	36.7	36.7	0.0	36.7	1393	4645.734291
1394	2013/07/16	11:53:00	00:01:00.0	52.1	52.1	0.0	52.1	1394	162683.7395
1395	2013/07/16	11:54:00	00:01:00.0	37.7	37.7	0.0	37.7	1395	5917.634427

Location 6 - Speers Road

Record #	Date	Time	Duration	LAeq	Base Leq	Penalty	Base+Penalty	count	10 ^{^(leq/10)}
1396	2013/07/16	11:55:00	00:01:00.0	36.8	36.8	0.0	36.8	1396	4732.119405
1397	2013/07/16	11:56:00	00:01:00.0	35.6	35.6	0.0	35.6	1397	3629.360375
1398	2013/07/16	11:57:00	00:01:00.0	35.2	35.2	0.0	35.2	1398	3317.279686
1399	2013/07/16	11:58:00	00:01:00.0	34.8	34.8	0.0	34.8	1399	3054.866374
1400	2013/07/16	11:59:00	00:01:00.0	35.0	35.0	0.0	35.0	1400	3145.321357
1401	2013/07/16	12:00:00	00:01:00.0	36.4	36.4	0.0	36.4	1401	4323.463858
1402	2013/07/16	12:01:00	00:01:00.0	42.0	42.0	0.0	42.0	1402	15882.74069
1403	2013/07/16	12:02:00	00:01:00.0	37.1	37.1	0.0	37.1	1403	5072.908562
1404	2013/07/16	12:03:00	00:01:00.0	36.2	36.2	0.0	36.2	1404	4187.83383
1405	2013/07/16	12:04:00	00:01:00.0	37.9	37.9	0.0	37.9	1405	6141.498973
1406	2013/07/16	12:05:00	00:01:00.0	45.7	45.7	0.0	45.7	1406	37447.18614
1407	2013/07/16	12:06:00	00:01:00.0	42.0	42.0	0.0	42.0	1407	15922.11692
1408	2013/07/16	12:07:00	00:01:00.0	36.0	36.0	0.0	36.0	1408	3940.859693
1409	2013/07/16	12:08:00	00:01:00.0	36.8	36.8	0.0	36.8	1409	4809.571656
1410	2013/07/16	12:09:00	00:01:00.0	35.4	35.4	0.0	35.4	1410	3451.207846
1411	2013/07/16	12:10:00	00:01:00.0	35.8	35.8	0.0	35.8	1411	3769.336879
1412	2013/07/16	12:11:00	00:01:00.0	37.5	37.5	0.0	37.5	1412	5578.050832
1413	2013/07/16	12:12:00	00:01:00.0	36.6	36.6	0.0	36.6	1413	4621.046851
1414	2013/07/16	12:13:00	00:01:00.0	36.8	36.8	0.0	36.8	1414	4803.521661
1415	2013/07/16	12:14:00	00:01:00.0	35.5	35.5	0.0	35.5	1415	3532.436315
1416	2013/07/16	12:15:00	00:01:00.0	36.5	36.5	0.0	36.5	1416	4506.833733
1417	2013/07/16	12:16:00	00:01:00.0	38.1	38.1	0.0	38.1	1417	6469.14807
1418	2013/07/16	12:17:00	00:01:00.0	36.8	36.8	0.0	36.8	1418	4752.154633
1419	2013/07/16	12:18:00	00:01:00.0	37.5	37.5	0.0	37.5	1419	5598.74081
1420	2013/07/16	12:19:00	00:01:00.0	38.6	38.6	0.0	38.6	1420	7183.811104
1421	2013/07/16	12:20:00	00:01:00.0	40.2	40.2	0.0	40.2	1421	10463.27925
1422	2013/07/16	12:21:00	00:01:00.0	40.2	40.2	0.0	40.2	1422	10531.41865
1423	2013/07/16	12:22:00	00:01:00.0	39.6	39.6	0.0	39.6	1423	9045.85264
1424	2013/07/16	12:23:00	00:01:00.0	40.3	40.3	0.0	40.3	1424	10695.19082
1425	2013/07/16	12:24:00	00:01:00.0	41.6	41.6	0.0	41.6	1425	14351.30025
1426	2013/07/16	12:25:00	00:01:00.0	39.7	39.7	0.0	39.7	1426	9337.767849
1427	2013/07/16	12:26:00	00:01:00.0	37.1	37.1	0.0	37.1	1427	5070.61876
1428	2013/07/16	12:27:00	00:01:00.0	36.0	36.0	0.0	36.0	1428	4023.927209
1429	2013/07/16	12:28:00	00:01:00.0	36.3	36.3	0.0	36.3	1429	4312.824742
1430	2013/07/16	12:29:00	00:01:00.0	35.7	35.7	0.0	35.7	1430	3704.166423
1431	2013/07/16	12:30:00	00:01:00.0	37.2	37.2	0.0	37.2	1431	5248.697875
1432	2013/07/16	12:31:00	00:01:00.0	36.0	36.0	0.0	36.0	1432	4000.199768
1433	2013/07/16	12:32:00	00:01:00.0	35.3	35.3	0.0	35.3	1433	3394.905681
1434	2013/07/16	12:33:00	00:01:00.0	35.0	35.0	0.0	35.0	1434	3135.314072
1435	2013/07/16	12:34:00	00:01:00.0	32.2	32.2	0.0	32.2	1435	1651.139386
1436	2013/07/16	12:35:00	00:01:00.0	31.8	31.8	0.0	31.8	1436	1523.289203
1437	2013/07/16	12:36:00	00:01:00.0	33.0	33.0	0.0	33.0	1437	1982.777661
1438	2013/07/16	12:37:00	00:01:00.0	31.7	31.7	0.0	31.7	1438	1476.651307
1439	2013/07/16	12:38:00	00:01:00.0	31.5	31.5	0.0	31.5	1439	1421.555265
1440	2013/07/16	12:39:00	00:01:00.0	34.3	34.3	0.0	34.3	1440	2670.188374

Location 6 - Speers Road

Record #	Date	Time	Duration	LAeq	Base Leq	Penalty	Base+Penalty	count	$10^{(leq/10)}$
									211387374.6
									1440
									146796.7879
									5.166716553
								L _{dn}	51.66716553

Reading #7

General Information			
Serial Number		02668	
Model		831	
Firmware Version		2.202	
Filename		831_Data.006	
User	M Johnston, R Eckenrode		
Job Description	TVA Noise Assessment		
Location	Industrial Drive		
Measurement Description			
Start Time	Tuesday, 2013 July 16 12:15:00		
Stop Time	Wednesday, 2013 July 17 12:15:00		
Duration	1 Day 00:00:00.0		
Run Time	1 Day 00:00:00.0		
Pause	00:00:00.0		
Pre Calibration	Saturday, 2013 July 13 22:19:00		
Post Calibration	None		
Calibration Deviation	---		

Note

Overall Data			
LAeq		55.3	dB
LASmax	2013 Jul 16 20:38:48	86.8	dB
LZpeak (max)	2013 Jul 16 20:38:48	116.3	dB
LASmin	2013 Jul 16 14:27:02	33.0	dB
LCeq		61.4	dB
LAeq		55.3	dB
LCeq - LAeq		6.1	dB
LA1eq		57.4	dB
LAeq		55.3	dB
LA1eq - LAeq		2.1	dB
Ldn		63.9	dB
LDay 07:00-22:00		52.2	dB
LNight 22:00-07:00		57.9	dB
Lden		63.9	dB
LDay 07:00-19:00		49.1	dB
LEvening 19:00-22:00		57.0	dB
LNight 22:00-07:00		57.9	dB
LAE		104.6	dB
EA		3.223	mPa²h
EA8		1.074	mPa²h
EA40		5.372	mPa²h
# Overloads		0	
Overload Duration		0.0	s

Statistics			
LAS5.00		61.9	dBA
LAS10.00		61.0	dBA
LAS33.30		49.1	dBA
LAS50.00		45.0	dBA
LAS66.60		41.7	dBA
LAS90.00		38.2	dBA
LAS > 65.0 dB (Exceedence Counts / Duration)	87 / 384.7		s
LAS > 85.0 dB (Exceedence Counts / Duration)	1 / 1.8		s
LZpeak > 135.0 dB (Exceedence Counts / Duration)	0 / 0.0		s
LZpeak > 137.0 dB (Exceedence Counts / Duration)	0 / 0.0		s
LZpeak > 140.0 dB (Exceedence Counts / Duration)	0 / 0.0		s

Location 7 - Blackburn Lane

Record #	Date	Time	Duration	LAeq	Base Leq	Penalty	Base+Penalty	count	10 ^{^(leq/10)}
1	2013/07/16	12:15:00	00:01:00.0	57.0	57.0	0.0	57.0	1	496420.3877
2	2013/07/16	12:16:00	00:01:00.0	41.3	41.3	0.0	41.3	2	13402.80626
3	2013/07/16	12:17:00	00:01:00.0	39.1	39.1	0.0	39.1	3	8172.947188
4	2013/07/16	12:18:00	00:01:00.0	39.6	39.6	0.0	39.6	4	9220.605583
5	2013/07/16	12:19:00	00:01:00.0	41.0	41.0	0.0	41.0	5	12677.33908
6	2013/07/16	12:20:00	00:01:00.0	51.3	51.3	0.0	51.3	6	136395.3535
7	2013/07/16	12:21:00	00:01:00.0	39.1	39.1	0.0	39.1	7	8214.380459
8	2013/07/16	12:22:00	00:01:00.0	46.3	46.3	0.0	46.3	8	42230.25492
9	2013/07/16	12:23:00	00:01:00.0	55.7	55.7	0.0	55.7	9	375034.0844
10	2013/07/16	12:24:00	00:01:00.0	48.7	48.7	0.0	48.7	10	74812.7075
11	2013/07/16	12:25:00	00:01:00.0	44.3	44.3	0.0	44.3	11	26648.36841
12	2013/07/16	12:26:00	00:01:00.0	58.1	58.1	0.0	58.1	12	650397.7289
13	2013/07/16	12:27:00	00:01:00.0	53.7	53.7	0.0	53.7	13	235168.6742
14	2013/07/16	12:28:00	00:01:00.0	39.9	39.9	0.0	39.9	14	9775.921366
15	2013/07/16	12:29:00	00:01:00.0	41.2	41.2	0.0	41.2	15	13139.81956
16	2013/07/16	12:30:00	00:01:00.0	40.4	40.4	0.0	40.4	16	11037.27691
17	2013/07/16	12:31:00	00:01:00.0	40.8	40.8	0.0	40.8	17	12048.43696
18	2013/07/16	12:32:00	00:01:00.0	38.4	38.4	0.0	38.4	18	6964.72383
19	2013/07/16	12:33:00	00:01:00.0	38.4	38.4	0.0	38.4	19	6880.35755
20	2013/07/16	12:34:00	00:01:00.0	43.2	43.2	0.0	43.2	20	21014.16096
21	2013/07/16	12:35:00	00:01:00.0	60.8	60.8	0.0	60.8	21	1206085.715
22	2013/07/16	12:36:00	00:01:00.0	51.6	51.6	0.0	51.6	22	143465.7389
23	2013/07/16	12:37:00	00:01:00.0	39.6	39.6	0.0	39.6	23	9213.408319
24	2013/07/16	12:38:00	00:01:00.0	38.7	38.7	0.0	38.7	24	7363.484191
25	2013/07/16	12:39:00	00:01:00.0	40.1	40.1	0.0	40.1	25	10133.39221
26	2013/07/16	12:40:00	00:01:00.0	55.8	55.8	0.0	55.8	26	380655.4691
27	2013/07/16	12:41:00	00:01:00.0	38.1	38.1	0.0	38.1	27	6465.461319
28	2013/07/16	12:42:00	00:01:00.0	38.9	38.9	0.0	38.9	28	7673.98292
29	2013/07/16	12:43:00	00:01:00.0	39.0	39.0	0.0	39.0	29	7953.908615
30	2013/07/16	12:44:00	00:01:00.0	38.3	38.3	0.0	38.3	30	6835.852912
31	2013/07/16	12:45:00	00:01:00.0	39.5	39.5	0.0	39.5	31	8854.06675
32	2013/07/16	12:46:00	00:01:00.0	55.2	55.2	0.0	55.2	32	327642.5628
33	2013/07/16	12:47:00	00:01:00.0	37.7	37.7	0.0	37.7	33	5945.513599
34	2013/07/16	12:48:00	00:01:00.0	36.9	36.9	0.0	36.9	34	4866.921411
35	2013/07/16	12:49:00	00:01:00.0	37.0	37.0	0.0	37.0	35	4994.022216
36	2013/07/16	12:50:00	00:01:00.0	37.3	37.3	0.0	37.3	36	5421.561323
37	2013/07/16	12:51:00	00:01:00.0	37.5	37.5	0.0	37.5	37	5668.41262
38	2013/07/16	12:52:00	00:01:00.0	41.0	41.0	0.0	41.0	38	12448.29695
39	2013/07/16	12:53:00	00:01:00.0	39.6	39.6	0.0	39.6	39	9024.805501
40	2013/07/16	12:54:00	00:01:00.0	38.9	38.9	0.0	38.9	40	7756.510176
41	2013/07/16	12:55:00	00:01:00.0	39.8	39.8	0.0	39.8	41	9481.037192
42	2013/07/16	12:56:00	00:01:00.0	40.0	40.0	0.0	40.0	42	10071.02985
43	2013/07/16	12:57:00	00:01:00.0	40.9	40.9	0.0	40.9	43	12268.04198
44	2013/07/16	12:58:00	00:01:00.0	41.7	41.7	0.0	41.7	44	14630.78279
45	2013/07/16	12:59:00	00:01:00.0	40.9	40.9	0.0	40.9	45	12394.02903

Location 7 - Blackburn Lane

Record #	Date	Time	Duration	LAeq	Base Leq	Penalty	Base+Penalty	count	10 ^{^(leq/10)}
46	2013/07/16	13:00:00	00:01:00.0	42.3	42.3	0.0	42.3	46	17127.23316
47	2013/07/16	13:01:00	00:01:00.0	41.6	41.6	0.0	41.6	47	14443.71902
48	2013/07/16	13:02:00	00:01:00.0	42.5	42.5	0.0	42.5	48	17877.043
49	2013/07/16	13:03:00	00:01:00.0	41.7	41.7	0.0	41.7	49	14841.86822
50	2013/07/16	13:04:00	00:01:00.0	40.0	40.0	0.0	40.0	50	10030.72846
51	2013/07/16	13:05:00	00:01:00.0	38.9	38.9	0.0	38.9	51	7825.284525
52	2013/07/16	13:06:00	00:01:00.0	40.7	40.7	0.0	40.7	52	11741.82809
53	2013/07/16	13:07:00	00:01:00.0	41.1	41.1	0.0	41.1	53	12831.07418
54	2013/07/16	13:08:00	00:01:00.0	44.9	44.9	0.0	44.9	54	30837.31907
55	2013/07/16	13:09:00	00:01:00.0	38.4	38.4	0.0	38.4	55	6846.994109
56	2013/07/16	13:10:00	00:01:00.0	59.1	59.1	0.0	59.1	56	818497.3411
57	2013/07/16	13:11:00	00:01:00.0	51.4	51.4	0.0	51.4	57	138653.4789
58	2013/07/16	13:12:00	00:01:00.0	39.5	39.5	0.0	39.5	58	8843.301994
59	2013/07/16	13:13:00	00:01:00.0	39.2	39.2	0.0	39.2	59	8276.579212
60	2013/07/16	13:14:00	00:01:00.0	40.6	40.6	0.0	40.6	60	11404.27999
61	2013/07/16	13:15:00	00:01:00.0	37.9	37.9	0.0	37.9	61	6203.098002
62	2013/07/16	13:16:00	00:01:00.0	37.5	37.5	0.0	37.5	62	5646.95922
63	2013/07/16	13:17:00	00:01:00.0	40.6	40.6	0.0	40.6	63	11357.61572
64	2013/07/16	13:18:00	00:01:00.0	61.8	61.8	0.0	61.8	64	1502501.911
65	2013/07/16	13:19:00	00:01:00.0	60.8	60.8	0.0	60.8	65	1194714.192
66	2013/07/16	13:20:00	00:01:00.0	60.8	60.8	0.0	60.8	66	1194253.596
67	2013/07/16	13:21:00	00:01:00.0	38.6	38.6	0.0	38.6	67	7238.053867
68	2013/07/16	13:22:00	00:01:00.0	36.3	36.3	0.0	36.3	68	4233.718266
69	2013/07/16	13:23:00	00:01:00.0	35.0	35.0	0.0	35.0	69	3177.195325
70	2013/07/16	13:24:00	00:01:00.0	52.8	52.8	0.0	52.8	70	192195.7003
71	2013/07/16	13:25:00	00:01:00.0	37.5	37.5	0.0	37.5	71	5625.868678
72	2013/07/16	13:26:00	00:01:00.0	36.7	36.7	0.0	36.7	72	4652.173947
73	2013/07/16	13:27:00	00:01:00.0	35.7	35.7	0.0	35.7	73	3701.753027
74	2013/07/16	13:28:00	00:01:00.0	54.5	54.5	0.0	54.5	74	281339.9063
75	2013/07/16	13:29:00	00:01:00.0	37.1	37.1	0.0	37.1	75	5178.914474
76	2013/07/16	13:30:00	00:01:00.0	38.8	38.8	0.0	38.8	76	7568.490094
77	2013/07/16	13:31:00	00:01:00.0	36.4	36.4	0.0	36.4	77	4333.999786
78	2013/07/16	13:32:00	00:01:00.0	42.8	42.8	0.0	42.8	78	19069.79027
79	2013/07/16	13:33:00	00:01:00.0	39.4	39.4	0.0	39.4	79	8749.995461
80	2013/07/16	13:34:00	00:01:00.0	37.1	37.1	0.0	37.1	80	5113.475763
81	2013/07/16	13:35:00	00:01:00.0	39.3	39.3	0.0	39.3	81	8432.729513
82	2013/07/16	13:36:00	00:01:00.0	38.7	38.7	0.0	38.7	82	7470.435962
83	2013/07/16	13:37:00	00:01:00.0	36.1	36.1	0.0	36.1	83	4031.342309
84	2013/07/16	13:38:00	00:01:00.0	36.7	36.7	0.0	36.7	84	4655.067957
85	2013/07/16	13:39:00	00:01:00.0	37.6	37.6	0.0	37.6	85	5719.647078
86	2013/07/16	13:40:00	00:01:00.0	39.2	39.2	0.0	39.2	86	8261.399121
87	2013/07/16	13:41:00	00:01:00.0	55.4	55.4	0.0	55.4	87	349603.1096
88	2013/07/16	13:42:00	00:01:00.0	37.9	37.9	0.0	37.9	88	6106.733177
89	2013/07/16	13:43:00	00:01:00.0	38.4	38.4	0.0	38.4	89	6854.985587
90	2013/07/16	13:44:00	00:01:00.0	43.2	43.2	0.0	43.2	90	21097.86876

Location 7 - Blackburn Lane

Record #	Date	Time	Duration	LAeq	Base Leq	Penalty	Base+Penalty	count	10 ^{^(leq/10)}
91	2013/07/16	13:45:00	00:01:00.0	38.0	38.0	0.0	38.0	91	6357.287699
92	2013/07/16	13:46:00	00:01:00.0	56.3	56.3	0.0	56.3	92	430595.4563
93	2013/07/16	13:47:00	00:01:00.0	37.5	37.5	0.0	37.5	93	5678.37926
94	2013/07/16	13:48:00	00:01:00.0	40.0	40.0	0.0	40.0	94	9928.03214
95	2013/07/16	13:49:00	00:01:00.0	37.1	37.1	0.0	37.1	95	5152.525041
96	2013/07/16	13:50:00	00:01:00.0	36.0	36.0	0.0	36.0	96	4007.768275
97	2013/07/16	13:51:00	00:01:00.0	36.2	36.2	0.0	36.2	97	4163.326398
98	2013/07/16	13:52:00	00:01:00.0	36.9	36.9	0.0	36.9	98	4842.866115
99	2013/07/16	13:53:00	00:01:00.0	36.6	36.6	0.0	36.6	99	4529.303447
100	2013/07/16	13:54:00	00:01:00.0	37.6	37.6	0.0	37.6	100	5769.636504
101	2013/07/16	13:55:00	00:01:00.0	37.2	37.2	0.0	37.2	101	5240.203399
102	2013/07/16	13:56:00	00:01:00.0	37.6	37.6	0.0	37.6	102	5711.162908
103	2013/07/16	13:57:00	00:01:00.0	39.1	39.1	0.0	39.1	103	8055.980252
104	2013/07/16	13:58:00	00:01:00.0	38.4	38.4	0.0	38.4	104	6931.535754
105	2013/07/16	13:59:00	00:01:00.0	58.8	58.8	0.0	58.8	105	762643.4567
106	2013/07/16	14:00:00	00:01:00.0	41.0	41.0	0.0	41.0	106	12534.08546
107	2013/07/16	14:01:00	00:01:00.0	37.5	37.5	0.0	37.5	107	5582.050317
108	2013/07/16	14:02:00	00:01:00.0	39.2	39.2	0.0	39.2	108	8373.048483
109	2013/07/16	14:03:00	00:01:00.0	39.4	39.4	0.0	39.4	109	8676.45433
110	2013/07/16	14:04:00	00:01:00.0	37.6	37.6	0.0	37.6	110	5751.870672
111	2013/07/16	14:05:00	00:01:00.0	36.6	36.6	0.0	36.6	111	4518.649937
112	2013/07/16	14:06:00	00:01:00.0	36.4	36.4	0.0	36.4	112	4351.386144
113	2013/07/16	14:07:00	00:01:00.0	38.1	38.1	0.0	38.1	113	6422.325856
114	2013/07/16	14:08:00	00:01:00.0	38.1	38.1	0.0	38.1	114	6411.030924
115	2013/07/16	14:09:00	00:01:00.0	38.4	38.4	0.0	38.4	115	6864.4092
116	2013/07/16	14:10:00	00:01:00.0	38.1	38.1	0.0	38.1	116	6400.346122
117	2013/07/16	14:11:00	00:01:00.0	37.6	37.6	0.0	37.6	117	5797.052652
118	2013/07/16	14:12:00	00:01:00.0	37.9	37.9	0.0	37.9	118	6214.228555
119	2013/07/16	14:13:00	00:01:00.0	37.8	37.8	0.0	37.8	119	6090.812308
120	2013/07/16	14:14:00	00:01:00.0	39.5	39.5	0.0	39.5	120	8995.056721
121	2013/07/16	14:15:00	00:01:00.0	54.3	54.3	0.0	54.3	121	269047.5399
122	2013/07/16	14:16:00	00:01:00.0	38.4	38.4	0.0	38.4	122	6901.827185
123	2013/07/16	14:17:00	00:01:00.0	38.9	38.9	0.0	38.9	123	7691.879747
124	2013/07/16	14:18:00	00:01:00.0	39.1	39.1	0.0	39.1	124	8149.620585
125	2013/07/16	14:19:00	00:01:00.0	38.8	38.8	0.0	38.8	125	7512.767383
126	2013/07/16	14:20:00	00:01:00.0	40.2	40.2	0.0	40.2	126	10497.01705
127	2013/07/16	14:21:00	00:01:00.0	38.9	38.9	0.0	38.9	127	7787.318533
128	2013/07/16	14:22:00	00:01:00.0	37.9	37.9	0.0	37.9	128	6192.933814
129	2013/07/16	14:23:00	00:01:00.0	41.6	41.6	0.0	41.6	129	14613.39263
130	2013/07/16	14:24:00	00:01:00.0	38.3	38.3	0.0	38.3	130	6694.055609
131	2013/07/16	14:25:00	00:01:00.0	36.4	36.4	0.0	36.4	131	4324.842602
132	2013/07/16	14:26:00	00:01:00.0	35.1	35.1	0.0	35.1	132	3207.149138
133	2013/07/16	14:27:00	00:01:00.0	34.7	34.7	0.0	34.7	133	2982.732691
134	2013/07/16	14:28:00	00:01:00.0	34.3	34.3	0.0	34.3	134	2698.85423
135	2013/07/16	14:29:00	00:01:00.0	37.9	37.9	0.0	37.9	135	6189.322929

Location 7 - Blackburn Lane

Record #	Date	Time	Duration	LAeq	Base Leq	Penalty	Base+Penalty	count	10 ^{^(leq/10)}
136	2013/07/16	14:30:00	00:01:00.0	40.0	40.0	0.0	40.0	136	9894.862755
137	2013/07/16	14:31:00	00:01:00.0	43.4	43.4	0.0	43.4	137	21936.48646
138	2013/07/16	14:32:00	00:01:00.0	38.2	38.2	0.0	38.2	138	6536.071169
139	2013/07/16	14:33:00	00:01:00.0	37.4	37.4	0.0	37.4	139	5486.131394
140	2013/07/16	14:34:00	00:01:00.0	37.2	37.2	0.0	37.2	140	5193.865783
141	2013/07/16	14:35:00	00:01:00.0	36.1	36.1	0.0	36.1	141	4039.839018
142	2013/07/16	14:36:00	00:01:00.0	37.9	37.9	0.0	37.9	142	6131.39802
143	2013/07/16	14:37:00	00:01:00.0	37.5	37.5	0.0	37.5	143	5603.158688
144	2013/07/16	14:38:00	00:01:00.0	35.9	35.9	0.0	35.9	144	3848.684148
145	2013/07/16	14:39:00	00:01:00.0	37.2	37.2	0.0	37.2	145	5225.536368
146	2013/07/16	14:40:00	00:01:00.0	37.5	37.5	0.0	37.5	146	5644.797031
147	2013/07/16	14:41:00	00:01:00.0	38.1	38.1	0.0	38.1	147	6421.586907
148	2013/07/16	14:42:00	00:01:00.0	41.3	41.3	0.0	41.3	148	13480.07967
149	2013/07/16	14:43:00	00:01:00.0	46.1	46.1	0.0	46.1	149	40661.00995
150	2013/07/16	14:44:00	00:01:00.0	45.9	45.9	0.0	45.9	150	39110.51625
151	2013/07/16	14:45:00	00:01:00.0	38.6	38.6	0.0	38.6	151	7324.489728
152	2013/07/16	14:46:00	00:01:00.0	43.2	43.2	0.0	43.2	152	20674.06478
153	2013/07/16	14:47:00	00:01:00.0	37.2	37.2	0.0	37.2	153	5273.860978
154	2013/07/16	14:48:00	00:01:00.0	37.9	37.9	0.0	37.9	154	6144.315541
155	2013/07/16	14:49:00	00:01:00.0	37.5	37.5	0.0	37.5	155	5667.387051
156	2013/07/16	14:50:00	00:01:00.0	38.0	38.0	0.0	38.0	156	6295.008968
157	2013/07/16	14:51:00	00:01:00.0	35.9	35.9	0.0	35.9	157	3889.318457
158	2013/07/16	14:52:00	00:01:00.0	36.3	36.3	0.0	36.3	158	4284.476209
159	2013/07/16	14:53:00	00:01:00.0	36.7	36.7	0.0	36.7	159	4647.240298
160	2013/07/16	14:54:00	00:01:00.0	38.2	38.2	0.0	38.2	160	6593.236639
161	2013/07/16	14:55:00	00:01:00.0	37.3	37.3	0.0	37.3	161	5385.891862
162	2013/07/16	14:56:00	00:01:00.0	39.6	39.6	0.0	39.6	162	9128.352024
163	2013/07/16	14:57:00	00:01:00.0	38.1	38.1	0.0	38.1	163	6529.260075
164	2013/07/16	14:58:00	00:01:00.0	38.6	38.6	0.0	38.6	164	7210.146799
165	2013/07/16	14:59:00	00:01:00.0	39.3	39.3	0.0	39.3	165	8505.385158
166	2013/07/16	15:00:00	00:01:00.0	59.6	59.6	0.0	59.6	166	908163.8595
167	2013/07/16	15:01:00	00:01:00.0	52.2	52.2	0.0	52.2	167	165784.9043
168	2013/07/16	15:02:00	00:01:00.0	53.8	53.8	0.0	53.8	168	239673.4789
169	2013/07/16	15:03:00	00:01:00.0	39.4	39.4	0.0	39.4	169	8676.713452
170	2013/07/16	15:04:00	00:01:00.0	61.1	61.1	0.0	61.1	170	1295190.586
171	2013/07/16	15:05:00	00:01:00.0	37.4	37.4	0.0	37.4	171	5477.084273
172	2013/07/16	15:06:00	00:01:00.0	38.1	38.1	0.0	38.1	172	6476.579079
173	2013/07/16	15:07:00	00:01:00.0	39.3	39.3	0.0	39.3	173	8602.027568
174	2013/07/16	15:08:00	00:01:00.0	40.6	40.6	0.0	40.6	174	11358.88276
175	2013/07/16	15:09:00	00:01:00.0	39.3	39.3	0.0	39.3	175	8424.126938
176	2013/07/16	15:10:00	00:01:00.0	41.1	41.1	0.0	41.1	176	12929.64978
177	2013/07/16	15:11:00	00:01:00.0	39.5	39.5	0.0	39.5	177	9010.437216
178	2013/07/16	15:12:00	00:01:00.0	39.0	39.0	0.0	39.0	178	7864.368113
179	2013/07/16	15:13:00	00:01:00.0	40.9	40.9	0.0	40.9	179	12380.52625
180	2013/07/16	15:14:00	00:01:00.0	54.2	54.2	0.0	54.2	180	262165.1172

Location 7 - Blackburn Lane

Record #	Date	Time	Duration	LAeq	Base Leq	Penalty	Base+Penalty	count	10 ^{^(leq/10)}
181	2013/07/16	15:15:00	00:01:00.0	40.1	40.1	0.0	40.1	181	10164.64663
182	2013/07/16	15:16:00	00:01:00.0	43.4	43.4	0.0	43.4	182	21683.76639
183	2013/07/16	15:17:00	00:01:00.0	42.9	42.9	0.0	42.9	183	19473.15588
184	2013/07/16	15:18:00	00:01:00.0	38.5	38.5	0.0	38.5	184	7020.653892
185	2013/07/16	15:19:00	00:01:00.0	40.0	40.0	0.0	40.0	185	9935.927286
186	2013/07/16	15:20:00	00:01:00.0	40.7	40.7	0.0	40.7	186	11883.67567
187	2013/07/16	15:21:00	00:01:00.0	40.0	40.0	0.0	40.0	187	10099.59882
188	2013/07/16	15:22:00	00:01:00.0	41.5	41.5	0.0	41.5	188	14273.6833
189	2013/07/16	15:23:00	00:01:00.0	41.7	41.7	0.0	41.7	189	14793.90601
190	2013/07/16	15:24:00	00:01:00.0	40.5	40.5	0.0	40.5	190	11253.24887
191	2013/07/16	15:25:00	00:01:00.0	39.0	39.0	0.0	39.0	191	7855.041213
192	2013/07/16	15:26:00	00:01:00.0	39.7	39.7	0.0	39.7	192	9341.237932
193	2013/07/16	15:27:00	00:01:00.0	49.3	49.3	0.0	49.3	193	84246.81917
194	2013/07/16	15:28:00	00:01:00.0	42.6	42.6	0.0	42.6	194	18331.27823
195	2013/07/16	15:29:00	00:01:00.0	41.2	41.2	0.0	41.2	195	13073.30126
196	2013/07/16	15:30:00	00:01:00.0	44.1	44.1	0.0	44.1	196	25915.02977
197	2013/07/16	15:31:00	00:01:00.0	40.9	40.9	0.0	40.9	197	12331.74111
198	2013/07/16	15:32:00	00:01:00.0	39.8	39.8	0.0	39.8	198	9528.691783
199	2013/07/16	15:33:00	00:01:00.0	40.8	40.8	0.0	40.8	199	11887.17299
200	2013/07/16	15:34:00	00:01:00.0	42.9	42.9	0.0	42.9	200	19279.84807
201	2013/07/16	15:35:00	00:01:00.0	43.3	43.3	0.0	43.3	201	21200.50503
202	2013/07/16	15:36:00	00:01:00.0	41.3	41.3	0.0	41.3	202	13592.29433
203	2013/07/16	15:37:00	00:01:00.0	54.7	54.7	0.0	54.7	203	296607.4691
204	2013/07/16	15:38:00	00:01:00.0	41.0	41.0	0.0	41.0	204	12594.71794
205	2013/07/16	15:39:00	00:01:00.0	43.0	43.0	0.0	43.0	205	19840.59897
206	2013/07/16	15:40:00	00:01:00.0	42.3	42.3	0.0	42.3	206	17108.709
207	2013/07/16	15:41:00	00:01:00.0	45.9	45.9	0.0	45.9	207	39237.55476
208	2013/07/16	15:42:00	00:01:00.0	49.0	49.0	0.0	49.0	208	80274.43458
209	2013/07/16	15:43:00	00:01:00.0	41.5	41.5	0.0	41.5	209	14061.80765
210	2013/07/16	15:44:00	00:01:00.0	40.2	40.2	0.0	40.2	210	10410.25566
211	2013/07/16	15:45:00	00:01:00.0	42.1	42.1	0.0	42.1	211	16227.7423
212	2013/07/16	15:46:00	00:01:00.0	55.5	55.5	0.0	55.5	212	356021.551
213	2013/07/16	15:47:00	00:01:00.0	41.1	41.1	0.0	41.1	213	12934.60237
214	2013/07/16	15:48:00	00:01:00.0	40.6	40.6	0.0	40.6	214	11581.78863
215	2013/07/16	15:49:00	00:01:00.0	41.1	41.1	0.0	41.1	215	12812.96419
216	2013/07/16	15:50:00	00:01:00.0	40.9	40.9	0.0	40.9	216	12402.78487
217	2013/07/16	15:51:00	00:01:00.0	54.9	54.9	0.0	54.9	217	312003.3931
218	2013/07/16	15:52:00	00:01:00.0	38.7	38.7	0.0	38.7	218	7437.685933
219	2013/07/16	15:53:00	00:01:00.0	37.9	37.9	0.0	37.9	219	6112.588052
220	2013/07/16	15:54:00	00:01:00.0	39.8	39.8	0.0	39.8	220	9592.202421
221	2013/07/16	15:55:00	00:01:00.0	38.1	38.1	0.0	38.1	221	6530.676795
222	2013/07/16	15:56:00	00:01:00.0	36.7	36.7	0.0	36.7	222	4644.640804
223	2013/07/16	15:57:00	00:01:00.0	38.3	38.3	0.0	38.3	223	6747.841711
224	2013/07/16	15:58:00	00:01:00.0	40.1	40.1	0.0	40.1	224	10299.42087
225	2013/07/16	15:59:00	00:01:00.0	39.2	39.2	0.0	39.2	225	8287.607676

Location 7 - Blackburn Lane

Record #	Date	Time	Duration	LAeq	Base Leq	Penalty	Base+Penalty	count	10 ^{^(leq/10)}
226	2013/07/16	16:00:00	00:01:00.0	38.3	38.3	0.0	38.3	226	6802.776981
227	2013/07/16	16:01:00	00:01:00.0	40.4	40.4	0.0	40.4	227	10934.05759
228	2013/07/16	16:02:00	00:01:00.0	40.9	40.9	0.0	40.9	228	12292.82986
229	2013/07/16	16:03:00	00:01:00.0	40.9	40.9	0.0	40.9	229	12327.04101
230	2013/07/16	16:04:00	00:01:00.0	40.6	40.6	0.0	40.6	230	11590.5204
231	2013/07/16	16:05:00	00:01:00.0	41.0	41.0	0.0	41.0	231	12474.24887
232	2013/07/16	16:06:00	00:01:00.0	53.6	53.6	0.0	53.6	232	226591.7348
233	2013/07/16	16:07:00	00:01:00.0	40.8	40.8	0.0	40.8	233	12057.13929
234	2013/07/16	16:08:00	00:01:00.0	40.5	40.5	0.0	40.5	234	11337.30251
235	2013/07/16	16:09:00	00:01:00.0	55.0	55.0	0.0	55.0	235	318896.3297
236	2013/07/16	16:10:00	00:01:00.0	42.0	42.0	0.0	42.0	236	15860.32353
237	2013/07/16	16:11:00	00:01:00.0	40.5	40.5	0.0	40.5	237	11102.77448
238	2013/07/16	16:12:00	00:01:00.0	40.7	40.7	0.0	40.7	238	11720.10708
239	2013/07/16	16:13:00	00:01:00.0	41.6	41.6	0.0	41.6	239	14290.02905
240	2013/07/16	16:14:00	00:01:00.0	42.3	42.3	0.0	42.3	240	16832.63238
241	2013/07/16	16:15:00	00:01:00.0	41.8	41.8	0.0	41.8	241	15237.28132
242	2013/07/16	16:16:00	00:01:00.0	42.0	42.0	0.0	42.0	242	15768.0205
243	2013/07/16	16:17:00	00:01:00.0	39.9	39.9	0.0	39.9	243	9785.130795
244	2013/07/16	16:18:00	00:01:00.0	40.1	40.1	0.0	40.1	244	10158.87167
245	2013/07/16	16:19:00	00:01:00.0	40.2	40.2	0.0	40.2	245	10484.7521
246	2013/07/16	16:20:00	00:01:00.0	53.3	53.3	0.0	53.3	246	216177.5738
247	2013/07/16	16:21:00	00:01:00.0	40.8	40.8	0.0	40.8	247	12099.77807
248	2013/07/16	16:22:00	00:01:00.0	41.3	41.3	0.0	41.3	248	13484.73377
249	2013/07/16	16:23:00	00:01:00.0	41.2	41.2	0.0	41.2	249	13312.9544
250	2013/07/16	16:24:00	00:01:00.0	57.9	57.9	0.0	57.9	250	617468.3482
251	2013/07/16	16:25:00	00:01:00.0	66.9	66.9	0.0	66.9	251	4940453.143
252	2013/07/16	16:26:00	00:01:00.0	41.0	41.0	0.0	41.0	252	12554.27114
253	2013/07/16	16:27:00	00:01:00.0	37.6	37.6	0.0	37.6	253	5810.286402
254	2013/07/16	16:28:00	00:01:00.0	43.5	43.5	0.0	43.5	254	22134.04201
255	2013/07/16	16:29:00	00:01:00.0	42.7	42.7	0.0	42.7	255	18592.584
256	2013/07/16	16:30:00	00:01:00.0	39.7	39.7	0.0	39.7	256	9318.144748
257	2013/07/16	16:31:00	00:01:00.0	39.6	39.6	0.0	39.6	257	9137.440983
258	2013/07/16	16:32:00	00:01:00.0	39.2	39.2	0.0	39.2	258	8339.644484
259	2013/07/16	16:33:00	00:01:00.0	39.3	39.3	0.0	39.3	259	8444.329481
260	2013/07/16	16:34:00	00:01:00.0	38.7	38.7	0.0	38.7	260	7340.075566
261	2013/07/16	16:35:00	00:01:00.0	37.2	37.2	0.0	37.2	261	5263.665706
262	2013/07/16	16:36:00	00:01:00.0	38.1	38.1	0.0	38.1	262	6503.537413
263	2013/07/16	16:37:00	00:01:00.0	38.4	38.4	0.0	38.4	263	6990.735292
264	2013/07/16	16:38:00	00:01:00.0	37.9	37.9	0.0	37.9	264	6207.311195
265	2013/07/16	16:39:00	00:01:00.0	42.7	42.7	0.0	42.7	265	18539.33933
266	2013/07/16	16:40:00	00:01:00.0	37.0	37.0	0.0	37.0	266	4996.009733
267	2013/07/16	16:41:00	00:01:00.0	38.5	38.5	0.0	38.5	267	7146.094518
268	2013/07/16	16:42:00	00:01:00.0	40.7	40.7	0.0	40.7	268	11802.69131
269	2013/07/16	16:43:00	00:01:00.0	39.8	39.8	0.0	39.8	269	9446.257518
270	2013/07/16	16:44:00	00:01:00.0	41.9	41.9	0.0	41.9	270	15433.11791

Location 7 - Blackburn Lane

Record #	Date	Time	Duration	LAeq	Base Leq	Penalty	Base+Penalty	count	10 ^{^(leq/10)}
271	2013/07/16	16:45:00	00:01:00.0	43.0	43.0	0.0	43.0	271	20045.9901
272	2013/07/16	16:46:00	00:01:00.0	40.4	40.4	0.0	40.4	272	10897.4888
273	2013/07/16	16:47:00	00:01:00.0	38.0	38.0	0.0	38.0	273	6279.887866
274	2013/07/16	16:48:00	00:01:00.0	38.6	38.6	0.0	38.6	274	7191.72191
275	2013/07/16	16:49:00	00:01:00.0	38.2	38.2	0.0	38.2	275	6538.126794
276	2013/07/16	16:50:00	00:01:00.0	52.2	52.2	0.0	52.2	276	164916.9597
277	2013/07/16	16:51:00	00:01:00.0	38.6	38.6	0.0	38.6	277	7275.348312
278	2013/07/16	16:52:00	00:01:00.0	38.7	38.7	0.0	38.7	278	7459.695494
279	2013/07/16	16:53:00	00:01:00.0	38.1	38.1	0.0	38.1	279	6480.289245
280	2013/07/16	16:54:00	00:01:00.0	66.2	66.2	0.0	66.2	280	4147689.564
281	2013/07/16	16:55:00	00:01:00.0	39.1	39.1	0.0	39.1	281	8044.291941
282	2013/07/16	16:56:00	00:01:00.0	39.2	39.2	0.0	39.2	282	8381.179267
283	2013/07/16	16:57:00	00:01:00.0	40.1	40.1	0.0	40.1	283	10318.41827
284	2013/07/16	16:58:00	00:01:00.0	40.4	40.4	0.0	40.4	284	10988.19508
285	2013/07/16	16:59:00	00:01:00.0	41.5	41.5	0.0	41.5	285	14267.06502
286	2013/07/16	17:00:00	00:01:00.0	39.2	39.2	0.0	39.2	286	8258.547795
287	2013/07/16	17:01:00	00:01:00.0	39.1	39.1	0.0	39.1	287	8221.66386
288	2013/07/16	17:02:00	00:01:00.0	38.4	38.4	0.0	38.4	288	6997.032065
289	2013/07/16	17:03:00	00:01:00.0	39.1	39.1	0.0	39.1	289	8145.784611
290	2013/07/16	17:04:00	00:01:00.0	38.6	38.6	0.0	38.6	290	7170.987984
291	2013/07/16	17:05:00	00:01:00.0	40.0	40.0	0.0	40.0	291	9940.475294
292	2013/07/16	17:06:00	00:01:00.0	40.8	40.8	0.0	40.8	292	11899.11338
293	2013/07/16	17:07:00	00:01:00.0	41.7	41.7	0.0	41.7	293	14840.6689
294	2013/07/16	17:08:00	00:01:00.0	42.4	42.4	0.0	42.4	294	17431.24593
295	2013/07/16	17:09:00	00:01:00.0	40.5	40.5	0.0	40.5	295	11207.86217
296	2013/07/16	17:10:00	00:01:00.0	41.2	41.2	0.0	41.2	296	13205.37713
297	2013/07/16	17:11:00	00:01:00.0	42.5	42.5	0.0	42.5	297	17967.76649
298	2013/07/16	17:12:00	00:01:00.0	40.7	40.7	0.0	40.7	298	11692.00582
299	2013/07/16	17:13:00	00:01:00.0	37.7	37.7	0.0	37.7	299	5946.202988
300	2013/07/16	17:14:00	00:01:00.0	37.4	37.4	0.0	37.4	300	5507.83487
301	2013/07/16	17:15:00	00:01:00.0	42.3	42.3	0.0	42.3	301	16954.07058
302	2013/07/16	17:16:00	00:01:00.0	52.2	52.2	0.0	52.2	302	164544.3731
303	2013/07/16	17:17:00	00:01:00.0	48.4	48.4	0.0	48.4	303	69237.34782
304	2013/07/16	17:18:00	00:01:00.0	44.8	44.8	0.0	44.8	304	29976.14229
305	2013/07/16	17:19:00	00:01:00.0	41.5	41.5	0.0	41.5	305	14028.47368
306	2013/07/16	17:20:00	00:01:00.0	53.5	53.5	0.0	53.5	306	224630.2689
307	2013/07/16	17:21:00	00:01:00.0	55.6	55.6	0.0	55.6	307	363542.5652
308	2013/07/16	17:22:00	00:01:00.0	40.5	40.5	0.0	40.5	308	11272.91638
309	2013/07/16	17:23:00	00:01:00.0	41.7	41.7	0.0	41.7	309	14828.14703
310	2013/07/16	17:24:00	00:01:00.0	40.9	40.9	0.0	40.9	310	12265.73616
311	2013/07/16	17:25:00	00:01:00.0	40.6	40.6	0.0	40.6	311	11427.30254
312	2013/07/16	17:26:00	00:01:00.0	40.7	40.7	0.0	40.7	312	11812.89693
313	2013/07/16	17:27:00	00:01:00.0	40.7	40.7	0.0	40.7	313	11742.88013
314	2013/07/16	17:28:00	00:01:00.0	39.9	39.9	0.0	39.9	314	9712.328867
315	2013/07/16	17:29:00	00:01:00.0	53.6	53.6	0.0	53.6	315	230834.0876

Location 7 - Blackburn Lane

Record #	Date	Time	Duration	LAeq	Base Leq	Penalty	Base+Penalty	count	10 ^{^(leq/10)}
316	2013/07/16	17:30:00	00:01:00.0	42.2	42.2	0.0	42.2	316	16438.54665
317	2013/07/16	17:31:00	00:01:00.0	39.9	39.9	0.0	39.9	317	9770.435913
318	2013/07/16	17:32:00	00:01:00.0	39.1	39.1	0.0	39.1	318	8106.249405
319	2013/07/16	17:33:00	00:01:00.0	37.6	37.6	0.0	37.6	319	5736.6986
320	2013/07/16	17:34:00	00:01:00.0	40.7	40.7	0.0	40.7	320	11834.187
321	2013/07/16	17:35:00	00:01:00.0	47.0	47.0	0.0	47.0	321	49871.35648
322	2013/07/16	17:36:00	00:01:00.0	39.3	39.3	0.0	39.3	322	8570.299259
323	2013/07/16	17:37:00	00:01:00.0	40.0	40.0	0.0	40.0	323	9990.772628
324	2013/07/16	17:38:00	00:01:00.0	38.7	38.7	0.0	38.7	324	7367.974239
325	2013/07/16	17:39:00	00:01:00.0	39.3	39.3	0.0	39.3	325	8423.239048
326	2013/07/16	17:40:00	00:01:00.0	39.8	39.8	0.0	39.8	326	9481.520218
327	2013/07/16	17:41:00	00:01:00.0	40.7	40.7	0.0	40.7	327	11648.53234
328	2013/07/16	17:42:00	00:01:00.0	41.5	41.5	0.0	41.5	328	14053.07791
329	2013/07/16	17:43:00	00:01:00.0	51.6	51.6	0.0	51.6	329	144273.8756
330	2013/07/16	17:44:00	00:01:00.0	61.3	61.3	0.0	61.3	330	1337048.249
331	2013/07/16	17:45:00	00:01:00.0	44.2	44.2	0.0	44.2	331	26473.36938
332	2013/07/16	17:46:00	00:01:00.0	38.6	38.6	0.0	38.6	332	7281.351394
333	2013/07/16	17:47:00	00:01:00.0	38.6	38.6	0.0	38.6	333	7191.545037
334	2013/07/16	17:48:00	00:01:00.0	39.1	39.1	0.0	39.1	334	8048.801208
335	2013/07/16	17:49:00	00:01:00.0	39.8	39.8	0.0	39.8	335	9573.213383
336	2013/07/16	17:50:00	00:01:00.0	39.0	39.0	0.0	39.0	336	7968.873672
337	2013/07/16	17:51:00	00:01:00.0	43.9	43.9	0.0	43.9	337	24645.96106
338	2013/07/16	17:52:00	00:01:00.0	40.9	40.9	0.0	40.9	338	12345.73288
339	2013/07/16	17:53:00	00:01:00.0	55.8	55.8	0.0	55.8	339	380838.7398
340	2013/07/16	17:54:00	00:01:00.0	40.4	40.4	0.0	40.4	340	10919.7856
341	2013/07/16	17:55:00	00:01:00.0	41.1	41.1	0.0	41.1	341	12743.49921
342	2013/07/16	17:56:00	00:01:00.0	40.1	40.1	0.0	40.1	342	10311.82226
343	2013/07/16	17:57:00	00:01:00.0	40.8	40.8	0.0	40.8	343	12047.802
344	2013/07/16	17:58:00	00:01:00.0	41.0	41.0	0.0	41.0	344	12662.25966
345	2013/07/16	17:59:00	00:01:00.0	39.2	39.2	0.0	39.2	345	8389.944327
346	2013/07/16	18:00:00	00:01:00.0	41.3	41.3	0.0	41.3	346	13361.7594
347	2013/07/16	18:01:00	00:01:00.0	41.3	41.3	0.0	41.3	347	13480.10335
348	2013/07/16	18:02:00	00:01:00.0	38.6	38.6	0.0	38.6	348	7171.668281
349	2013/07/16	18:03:00	00:01:00.0	45.8	45.8	0.0	45.8	349	38129.29486
350	2013/07/16	18:04:00	00:01:00.0	58.0	58.0	0.0	58.0	350	637089.936
351	2013/07/16	18:05:00	00:01:00.0	44.2	44.2	0.0	44.2	351	26065.47223
352	2013/07/16	18:06:00	00:01:00.0	40.7	40.7	0.0	40.7	352	11737.29097
353	2013/07/16	18:07:00	00:01:00.0	56.4	56.4	0.0	56.4	353	432014.6042
354	2013/07/16	18:08:00	00:01:00.0	38.5	38.5	0.0	38.5	354	7143.609302
355	2013/07/16	18:09:00	00:01:00.0	41.0	41.0	0.0	41.0	355	12538.97464
356	2013/07/16	18:10:00	00:01:00.0	40.0	40.0	0.0	40.0	356	9985.789353
357	2013/07/16	18:11:00	00:01:00.0	38.8	38.8	0.0	38.8	357	7545.019558
358	2013/07/16	18:12:00	00:01:00.0	38.7	38.7	0.0	38.7	358	7481.487606
359	2013/07/16	18:13:00	00:01:00.0	40.4	40.4	0.0	40.4	359	10943.20452
360	2013/07/16	18:14:00	00:01:00.0	38.8	38.8	0.0	38.8	360	7539.010997

Location 7 - Blackburn Lane

Record #	Date	Time	Duration	LAeq	Base Leq	Penalty	Base+Penalty	count	10 ^{^(leq/10)}
361	2013/07/16	18:15:00	00:01:00.0	38.0	38.0	0.0	38.0	361	6309.573445
362	2013/07/16	18:16:00	00:01:00.0	37.6	37.6	0.0	37.6	362	5737.79215
363	2013/07/16	18:17:00	00:01:00.0	50.4	50.4	0.0	50.4	363	110823.7192
364	2013/07/16	18:18:00	00:01:00.0	55.5	55.5	0.0	55.5	364	354661.0221
365	2013/07/16	18:19:00	00:01:00.0	39.3	39.3	0.0	39.3	365	8527.879684
366	2013/07/16	18:20:00	00:01:00.0	50.9	50.9	0.0	50.9	366	122487.7914
367	2013/07/16	18:21:00	00:01:00.0	49.4	49.4	0.0	49.4	367	86413.69293
368	2013/07/16	18:22:00	00:01:00.0	60.0	60.0	0.0	60.0	368	1010050.372
369	2013/07/16	18:23:00	00:01:00.0	37.3	37.3	0.0	37.3	369	5416.867907
370	2013/07/16	18:24:00	00:01:00.0	55.9	55.9	0.0	55.9	370	387115.9218
371	2013/07/16	18:25:00	00:01:00.0	35.2	35.2	0.0	35.2	371	3349.316053
372	2013/07/16	18:26:00	00:01:00.0	36.3	36.3	0.0	36.3	372	4300.492742
373	2013/07/16	18:27:00	00:01:00.0	36.7	36.7	0.0	36.7	373	4641.402654
374	2013/07/16	18:28:00	00:01:00.0	38.5	38.5	0.0	38.5	374	7004.681816
375	2013/07/16	18:29:00	00:01:00.0	46.6	46.6	0.0	46.6	375	45364.38333
376	2013/07/16	18:30:00	00:01:00.0	56.1	56.1	0.0	56.1	376	409345.0458
377	2013/07/16	18:31:00	00:01:00.0	38.0	38.0	0.0	38.0	377	6288.620312
378	2013/07/16	18:32:00	00:01:00.0	37.1	37.1	0.0	37.1	378	5130.355692
379	2013/07/16	18:33:00	00:01:00.0	38.0	38.0	0.0	38.0	379	6294.682746
380	2013/07/16	18:34:00	00:01:00.0	37.5	37.5	0.0	37.5	380	5651.777532
381	2013/07/16	18:35:00	00:01:00.0	36.7	36.7	0.0	36.7	381	4686.247215
382	2013/07/16	18:36:00	00:01:00.0	37.8	37.8	0.0	37.8	382	6019.299803
383	2013/07/16	18:37:00	00:01:00.0	38.7	38.7	0.0	38.7	383	7385.319584
384	2013/07/16	18:38:00	00:01:00.0	39.2	39.2	0.0	39.2	384	8313.709507
385	2013/07/16	18:39:00	00:01:00.0	38.4	38.4	0.0	38.4	385	6915.225807
386	2013/07/16	18:40:00	00:01:00.0	38.5	38.5	0.0	38.5	386	7058.58876
387	2013/07/16	18:41:00	00:01:00.0	37.5	37.5	0.0	37.5	387	5670.917582
388	2013/07/16	18:42:00	00:01:00.0	37.2	37.2	0.0	37.2	388	5253.365553
389	2013/07/16	18:43:00	00:01:00.0	36.3	36.3	0.0	36.3	389	4293.619578
390	2013/07/16	18:44:00	00:01:00.0	36.9	36.9	0.0	36.9	390	4912.853013
391	2013/07/16	18:45:00	00:01:00.0	37.2	37.2	0.0	37.2	391	5259.42773
392	2013/07/16	18:46:00	00:01:00.0	35.4	35.4	0.0	35.4	392	3455.958325
393	2013/07/16	18:47:00	00:01:00.0	37.4	37.4	0.0	37.4	393	5547.985079
394	2013/07/16	18:48:00	00:01:00.0	37.2	37.2	0.0	37.2	394	5204.725837
395	2013/07/16	18:49:00	00:01:00.0	37.3	37.3	0.0	37.3	395	5402.631693
396	2013/07/16	18:50:00	00:01:00.0	36.3	36.3	0.0	36.3	396	4315.189252
397	2013/07/16	18:51:00	00:01:00.0	37.6	37.6	0.0	37.6	397	5725.673963
398	2013/07/16	18:52:00	00:01:00.0	38.9	38.9	0.0	38.9	398	7845.628896
399	2013/07/16	18:53:00	00:01:00.0	38.7	38.7	0.0	38.7	399	7397.655207
400	2013/07/16	18:54:00	00:01:00.0	38.2	38.2	0.0	38.2	400	6635.986863
401	2013/07/16	18:55:00	00:01:00.0	42.2	42.2	0.0	42.2	401	16418.43091
402	2013/07/16	18:56:00	00:01:00.0	39.5	39.5	0.0	39.5	402	8995.096226
403	2013/07/16	18:57:00	00:01:00.0	44.6	44.6	0.0	44.6	403	29113.61063
404	2013/07/16	18:58:00	00:01:00.0	45.4	45.4	0.0	45.4	404	34632.30151
405	2013/07/16	18:59:00	00:01:00.0	45.7	45.7	0.0	45.7	405	37055.68997

Location 7 - Blackburn Lane

Record #	Date	Time	Duration	LAeq	Base Leq	Penalty	Base+Penalty	count	10 ^{^(leq/10)}
406	2013/07/16	19:00:00	00:01:00.0	56.6	56.6	0.0	56.6	406	460409.9322
407	2013/07/16	19:01:00	00:01:00.0	36.5	36.5	0.0	36.5	407	4506.505177
408	2013/07/16	19:02:00	00:01:00.0	37.4	37.4	0.0	37.4	408	5452.215694
409	2013/07/16	19:03:00	00:01:00.0	37.6	37.6	0.0	37.6	409	5788.209617
410	2013/07/16	19:04:00	00:01:00.0	40.6	40.6	0.0	40.6	410	11516.44899
411	2013/07/16	19:05:00	00:01:00.0	40.5	40.5	0.0	40.5	411	11217.75051
412	2013/07/16	19:06:00	00:01:00.0	38.8	38.8	0.0	38.8	412	7656.759899
413	2013/07/16	19:07:00	00:01:00.0	40.4	40.4	0.0	40.4	413	10861.48116
414	2013/07/16	19:08:00	00:01:00.0	39.7	39.7	0.0	39.7	414	9313.439708
415	2013/07/16	19:09:00	00:01:00.0	38.5	38.5	0.0	38.5	415	7100.114216
416	2013/07/16	19:10:00	00:01:00.0	39.5	39.5	0.0	39.5	416	8832.689974
417	2013/07/16	19:11:00	00:01:00.0	41.3	41.3	0.0	41.3	417	13402.51195
418	2013/07/16	19:12:00	00:01:00.0	40.1	40.1	0.0	40.1	418	10328.96434
419	2013/07/16	19:13:00	00:01:00.0	39.8	39.8	0.0	39.8	419	9648.294051
420	2013/07/16	19:14:00	00:01:00.0	40.9	40.9	0.0	40.9	420	12212.96138
421	2013/07/16	19:15:00	00:01:00.0	41.2	41.2	0.0	41.2	421	13186.34504
422	2013/07/16	19:16:00	00:01:00.0	42.3	42.3	0.0	42.3	422	17165.36693
423	2013/07/16	19:17:00	00:01:00.0	40.4	40.4	0.0	40.4	423	11037.37386
424	2013/07/16	19:18:00	00:01:00.0	41.2	41.2	0.0	41.2	424	13244.15195
425	2013/07/16	19:19:00	00:01:00.0	41.0	41.0	0.0	41.0	425	12472.87933
426	2013/07/16	19:20:00	00:01:00.0	55.2	55.2	0.0	55.2	426	332669.8739
427	2013/07/16	19:21:00	00:01:00.0	40.9	40.9	0.0	40.9	427	12262.31057
428	2013/07/16	19:22:00	00:01:00.0	55.4	55.4	0.0	55.4	428	349084.53
429	2013/07/16	19:23:00	00:01:00.0	50.3	50.3	0.0	50.3	429	106561.257
430	2013/07/16	19:24:00	00:01:00.0	44.7	44.7	0.0	44.7	430	29242.72996
431	2013/07/16	19:25:00	00:01:00.0	39.4	39.4	0.0	39.4	431	8683.468582
432	2013/07/16	19:26:00	00:01:00.0	59.5	59.5	0.0	59.5	432	891625.9998
433	2013/07/16	19:27:00	00:01:00.0	40.6	40.6	0.0	40.6	433	11465.89094
434	2013/07/16	19:28:00	00:01:00.0	44.8	44.8	0.0	44.8	434	30282.97246
435	2013/07/16	19:29:00	00:01:00.0	42.5	42.5	0.0	42.5	435	17853.55166
436	2013/07/16	19:30:00	00:01:00.0	40.0	40.0	0.0	40.0	436	10082.56286
437	2013/07/16	19:31:00	00:01:00.0	40.6	40.6	0.0	40.6	437	11589.80777
438	2013/07/16	19:32:00	00:01:00.0	40.2	40.2	0.0	40.2	438	10490.40823
439	2013/07/16	19:33:00	00:01:00.0	38.1	38.1	0.0	38.1	439	6399.85704
440	2013/07/16	19:34:00	00:01:00.0	39.7	39.7	0.0	39.7	440	9231.521488
441	2013/07/16	19:35:00	00:01:00.0	41.1	41.1	0.0	41.1	441	12931.93273
442	2013/07/16	19:36:00	00:01:00.0	44.8	44.8	0.0	44.8	442	29908.23516
443	2013/07/16	19:37:00	00:01:00.0	54.1	54.1	0.0	54.1	443	254470.6746
444	2013/07/16	19:38:00	00:01:00.0	40.0	40.0	0.0	40.0	444	9941.051582
445	2013/07/16	19:39:00	00:01:00.0	40.4	40.4	0.0	40.4	445	10864.71583
446	2013/07/16	19:40:00	00:01:00.0	39.3	39.3	0.0	39.3	446	8606.811677
447	2013/07/16	19:41:00	00:01:00.0	41.1	41.1	0.0	41.1	447	12759.09004
448	2013/07/16	19:42:00	00:01:00.0	43.0	43.0	0.0	43.0	448	20006.69301
449	2013/07/16	19:43:00	00:01:00.0	48.3	48.3	0.0	48.3	449	66837.20966
450	2013/07/16	19:44:00	00:01:00.0	42.8	42.8	0.0	42.8	450	19101.97792

Location 7 - Blackburn Lane

Record #	Date	Time	Duration	LAeq	Base Leq	Penalty	Base+Penalty	count	10 ^{^(leq/10)}
451	2013/07/16	19:45:00	00:01:00.0	44.5	44.5	0.0	44.5	451	27989.00976
452	2013/07/16	19:46:00	00:01:00.0	43.2	43.2	0.0	43.2	452	20943.91622
453	2013/07/16	19:47:00	00:01:00.0	43.2	43.2	0.0	43.2	453	21029.83776
454	2013/07/16	19:48:00	00:01:00.0	41.9	41.9	0.0	41.9	454	15553.55543
455	2013/07/16	19:49:00	00:01:00.0	42.3	42.3	0.0	42.3	455	16830.54779
456	2013/07/16	19:50:00	00:01:00.0	41.3	41.3	0.0	41.3	456	13361.23127
457	2013/07/16	19:51:00	00:01:00.0	40.2	40.2	0.0	40.2	457	10481.73183
458	2013/07/16	19:52:00	00:01:00.0	39.7	39.7	0.0	39.7	458	9352.493805
459	2013/07/16	19:53:00	00:01:00.0	40.7	40.7	0.0	40.7	459	11682.05855
460	2013/07/16	19:54:00	00:01:00.0	41.5	41.5	0.0	41.5	460	14270.32364
461	2013/07/16	19:55:00	00:01:00.0	42.7	42.7	0.0	42.7	461	18657.99052
462	2013/07/16	19:56:00	00:01:00.0	41.9	41.9	0.0	41.9	462	15332.29431
463	2013/07/16	19:57:00	00:01:00.0	41.4	41.4	0.0	41.4	463	13817.34904
464	2013/07/16	19:58:00	00:01:00.0	41.9	41.9	0.0	41.9	464	15370.44089
465	2013/07/16	19:59:00	00:01:00.0	42.1	42.1	0.0	42.1	465	16136.53228
466	2013/07/16	20:00:00	00:01:00.0	41.6	41.6	0.0	41.6	466	14374.33673
467	2013/07/16	20:01:00	00:01:00.0	43.2	43.2	0.0	43.2	467	20919.83075
468	2013/07/16	20:02:00	00:01:00.0	43.1	43.1	0.0	43.1	468	20428.22519
469	2013/07/16	20:03:00	00:01:00.0	39.7	39.7	0.0	39.7	469	9301.86316
470	2013/07/16	20:04:00	00:01:00.0	39.1	39.1	0.0	39.1	470	8179.202353
471	2013/07/16	20:05:00	00:01:00.0	41.6	41.6	0.0	41.6	471	14611.13368
472	2013/07/16	20:06:00	00:01:00.0	41.4	41.4	0.0	41.4	472	13943.97749
473	2013/07/16	20:07:00	00:01:00.0	41.2	41.2	0.0	41.2	473	13077.26355
474	2013/07/16	20:08:00	00:01:00.0	41.1	41.1	0.0	41.1	474	12832.23508
475	2013/07/16	20:09:00	00:01:00.0	52.6	52.6	0.0	52.6	475	181010.0285
476	2013/07/16	20:10:00	00:01:00.0	68.9	68.9	0.0	68.9	476	7847855.114
477	2013/07/16	20:11:00	00:01:00.0	41.6	41.6	0.0	41.6	477	14616.93577
478	2013/07/16	20:12:00	00:01:00.0	41.8	41.8	0.0	41.8	478	15108.40693
479	2013/07/16	20:13:00	00:01:00.0	42.4	42.4	0.0	42.4	479	17300.88781
480	2013/07/16	20:14:00	00:01:00.0	43.8	43.8	0.0	43.8	480	23772.27719
481	2013/07/16	20:15:00	00:01:00.0	47.5	47.5	0.0	47.5	481	55972.6568
482	2013/07/16	20:16:00	00:01:00.0	47.8	47.8	0.0	47.8	482	60068.71983
483	2013/07/16	20:17:00	00:01:00.0	40.1	40.1	0.0	40.1	483	10228.50506
484	2013/07/16	20:18:00	00:01:00.0	50.5	50.5	0.0	50.5	484	111730.0749
485	2013/07/16	20:19:00	00:01:00.0	41.2	41.2	0.0	41.2	485	13317.38704
486	2013/07/16	20:20:00	00:01:00.0	41.8	41.8	0.0	41.8	486	15252.60022
487	2013/07/16	20:21:00	00:01:00.0	42.1	42.1	0.0	42.1	487	16280.66765
488	2013/07/16	20:22:00	00:01:00.0	43.7	43.7	0.0	43.7	488	23570.53199
489	2013/07/16	20:23:00	00:01:00.0	56.2	56.2	0.0	56.2	489	414994.8958
490	2013/07/16	20:24:00	00:01:00.0	44.5	44.5	0.0	44.5	490	28132.43382
491	2013/07/16	20:25:00	00:01:00.0	43.1	43.1	0.0	43.1	491	20472.18008
492	2013/07/16	20:26:00	00:01:00.0	42.2	42.2	0.0	42.2	492	16714.9414
493	2013/07/16	20:27:00	00:01:00.0	41.5	41.5	0.0	41.5	493	14065.60005
494	2013/07/16	20:28:00	00:01:00.0	41.7	41.7	0.0	41.7	494	14766.52604
495	2013/07/16	20:29:00	00:01:00.0	55.0	55.0	0.0	55.0	495	315309.4259

Location 7 - Blackburn Lane

Record #	Date	Time	Duration	LAeq	Base Leq	Penalty	Base+Penalty	count	10 ^{^(leq/10)}
496	2013/07/16	20:30:00	00:01:00.0	61.9	61.9	0.0	61.9	496	1550897.294
497	2013/07/16	20:31:00	00:01:00.0	41.3	41.3	0.0	41.3	497	13595.26747
498	2013/07/16	20:32:00	00:01:00.0	41.7	41.7	0.0	41.7	498	14694.25072
499	2013/07/16	20:33:00	00:01:00.0	56.2	56.2	0.0	56.2	499	413377.7739
500	2013/07/16	20:34:00	00:01:00.0	41.8	41.8	0.0	41.8	500	15117.36732
501	2013/07/16	20:35:00	00:01:00.0	44.1	44.1	0.0	44.1	501	25812.79892
502	2013/07/16	20:36:00	00:01:00.0	41.1	41.1	0.0	41.1	502	12926.09554
503	2013/07/16	20:37:00	00:01:00.0	42.9	42.9	0.0	42.9	503	19352.73729
504	2013/07/16	20:38:00	00:01:00.0	72.2	72.2	0.0	72.2	504	16602272.64
505	2013/07/16	20:39:00	00:01:00.0	40.9	40.9	0.0	40.9	505	12292.22521
506	2013/07/16	20:40:00	00:01:00.0	39.7	39.7	0.0	39.7	506	9278.362016
507	2013/07/16	20:41:00	00:01:00.0	39.0	39.0	0.0	39.0	507	7895.715839
508	2013/07/16	20:42:00	00:01:00.0	39.6	39.6	0.0	39.6	508	9172.66267
509	2013/07/16	20:43:00	00:01:00.0	42.3	42.3	0.0	42.3	509	17081.44042
510	2013/07/16	20:44:00	00:01:00.0	47.9	47.9	0.0	47.9	510	61331.3782
511	2013/07/16	20:45:00	00:01:00.0	52.7	52.7	0.0	52.7	511	187504.0425
512	2013/07/16	20:46:00	00:01:00.0	54.2	54.2	0.0	54.2	512	265003.8026
513	2013/07/16	20:47:00	00:01:00.0	44.5	44.5	0.0	44.5	513	28227.65624
514	2013/07/16	20:48:00	00:01:00.0	41.8	41.8	0.0	41.8	514	15073.35987
515	2013/07/16	20:49:00	00:01:00.0	42.7	42.7	0.0	42.7	515	18689.26969
516	2013/07/16	20:50:00	00:01:00.0	42.6	42.6	0.0	42.6	516	18227.74869
517	2013/07/16	20:51:00	00:01:00.0	45.6	45.6	0.0	45.6	517	36017.72401
518	2013/07/16	20:52:00	00:01:00.0	42.7	42.7	0.0	42.7	518	18580.2581
519	2013/07/16	20:53:00	00:01:00.0	46.0	46.0	0.0	46.0	519	39512.02415
520	2013/07/16	20:54:00	00:01:00.0	46.4	46.4	0.0	46.4	520	43680.24951
521	2013/07/16	20:55:00	00:01:00.0	51.5	51.5	0.0	51.5	521	141368.6924
522	2013/07/16	20:56:00	00:01:00.0	47.7	47.7	0.0	47.7	522	58559.0153
523	2013/07/16	20:57:00	00:01:00.0	46.1	46.1	0.0	46.1	523	40386.46912
524	2013/07/16	20:58:00	00:01:00.0	44.5	44.5	0.0	44.5	524	27867.80042
525	2013/07/16	20:59:00	00:01:00.0	44.6	44.6	0.0	44.6	525	28635.84102
526	2013/07/16	21:00:00	00:01:00.0	44.1	44.1	0.0	44.1	526	25703.4521
527	2013/07/16	21:01:00	00:01:00.0	46.4	46.4	0.0	46.4	527	43579.15383
528	2013/07/16	21:02:00	00:01:00.0	45.8	45.8	0.0	45.8	528	37934.17201
529	2013/07/16	21:03:00	00:01:00.0	57.3	57.3	0.0	57.3	529	542214.2332
530	2013/07/16	21:04:00	00:01:00.0	44.5	44.5	0.0	44.5	530	27935.27029
531	2013/07/16	21:05:00	00:01:00.0	48.8	48.8	0.0	48.8	531	75021.7033
532	2013/07/16	21:06:00	00:01:00.0	49.5	49.5	0.0	49.5	532	88588.12061
533	2013/07/16	21:07:00	00:01:00.0	45.8	45.8	0.0	45.8	533	37788.27798
534	2013/07/16	21:08:00	00:01:00.0	47.2	47.2	0.0	47.2	534	52757.74499
535	2013/07/16	21:09:00	00:01:00.0	48.2	48.2	0.0	48.2	535	66137.98716
536	2013/07/16	21:10:00	00:01:00.0	47.9	47.9	0.0	47.9	536	61314.08791
537	2013/07/16	21:11:00	00:01:00.0	50.1	50.1	0.0	50.1	537	101755.1816
538	2013/07/16	21:12:00	00:01:00.0	56.2	56.2	0.0	56.2	538	417747.7099
539	2013/07/16	21:13:00	00:01:00.0	52.0	52.0	0.0	52.0	539	157447.1417
540	2013/07/16	21:14:00	00:01:00.0	52.6	52.6	0.0	52.6	540	182032.6886

Location 7 - Blackburn Lane

Record #	Date	Time	Duration	LAeq	Base Leq	Penalty	Base+Penalty	count	10 ^{^(leq/10)}
541	2013/07/16	21:15:00	00:01:00.0	52.7	52.7	0.0	52.7	541	188069.1452
542	2013/07/16	21:16:00	00:01:00.0	52.7	52.7	0.0	52.7	542	185851.5483
543	2013/07/16	21:17:00	00:01:00.0	54.0	54.0	0.0	54.0	543	250194.0062
544	2013/07/16	21:18:00	00:01:00.0	55.8	55.8	0.0	55.8	544	379037.6295
545	2013/07/16	21:19:00	00:01:00.0	55.9	55.9	0.0	55.9	545	392085.8044
546	2013/07/16	21:20:00	00:01:00.0	56.3	56.3	0.0	56.3	546	429475.4911
547	2013/07/16	21:21:00	00:01:00.0	57.4	57.4	0.0	57.4	547	554592.4114
548	2013/07/16	21:22:00	00:01:00.0	58.0	58.0	0.0	58.0	548	632013.4466
549	2013/07/16	21:23:00	00:01:00.0	58.4	58.4	0.0	58.4	549	697394.3002
550	2013/07/16	21:24:00	00:01:00.0	58.8	58.8	0.0	58.8	550	757119.6276
551	2013/07/16	21:25:00	00:01:00.0	59.7	59.7	0.0	59.7	551	929688.8689
552	2013/07/16	21:26:00	00:01:00.0	59.7	59.7	0.0	59.7	552	940667.9682
553	2013/07/16	21:27:00	00:01:00.0	60.1	60.1	0.0	60.1	553	1025001.828
554	2013/07/16	21:28:00	00:01:00.0	60.0	60.0	0.0	60.0	554	996351.7879
555	2013/07/16	21:29:00	00:01:00.0	60.3	60.3	0.0	60.3	555	1077575.764
556	2013/07/16	21:30:00	00:01:00.0	60.2	60.2	0.0	60.2	556	1038492.103
557	2013/07/16	21:31:00	00:01:00.0	60.3	60.3	0.0	60.3	557	1081054.098
558	2013/07/16	21:32:00	00:01:00.0	60.7	60.7	0.0	60.7	558	1184760.384
559	2013/07/16	21:33:00	00:01:00.0	61.3	61.3	0.0	61.3	559	1346647.003
560	2013/07/16	21:34:00	00:01:00.0	61.5	61.5	0.0	61.5	560	1420448.147
561	2013/07/16	21:35:00	00:01:00.0	61.5	61.5	0.0	61.5	561	1417638.672
562	2013/07/16	21:36:00	00:01:00.0	61.6	61.6	0.0	61.6	562	1433745.327
563	2013/07/16	21:37:00	00:01:00.0	61.7	61.7	0.0	61.7	563	1490043.96
564	2013/07/16	21:38:00	00:01:00.0	62.3	62.3	0.0	62.3	564	1685455.834
565	2013/07/16	21:39:00	00:01:00.0	61.8	61.8	0.0	61.8	565	1515782.812
566	2013/07/16	21:40:00	00:01:00.0	62.0	62.0	0.0	62.0	566	1583832.754
567	2013/07/16	21:41:00	00:01:00.0	62.1	62.1	0.0	62.1	567	1618938.768
568	2013/07/16	21:42:00	00:01:00.0	61.9	61.9	0.0	61.9	568	1564529.013
569	2013/07/16	21:43:00	00:01:00.0	62.0	62.0	0.0	62.0	569	1586486.575
570	2013/07/16	21:44:00	00:01:00.0	61.9	61.9	0.0	61.9	570	1561418.105
571	2013/07/16	21:45:00	00:01:00.0	61.9	61.9	0.0	61.9	571	1543587.001
572	2013/07/16	21:46:00	00:01:00.0	61.9	61.9	0.0	61.9	572	1563690.957
573	2013/07/16	21:47:00	00:01:00.0	62.0	62.0	0.0	62.0	573	1593545.064
574	2013/07/16	21:48:00	00:01:00.0	61.5	61.5	0.0	61.5	574	1396378.419
575	2013/07/16	21:49:00	00:01:00.0	62.6	62.6	0.0	62.6	575	1799799.919
576	2013/07/16	21:50:00	00:01:00.0	62.2	62.2	0.0	62.2	576	1653525.411
577	2013/07/16	21:51:00	00:01:00.0	62.2	62.2	0.0	62.2	577	1656063.249
578	2013/07/16	21:52:00	00:01:00.0	62.4	62.4	0.0	62.4	578	1739369.787
579	2013/07/16	21:53:00	00:01:00.0	62.4	62.4	0.0	62.4	579	1752183.083
580	2013/07/16	21:54:00	00:01:00.0	62.5	62.5	0.0	62.5	580	1760107.093
581	2013/07/16	21:55:00	00:01:00.0	62.4	62.4	0.0	62.4	581	1752433.968
582	2013/07/16	21:56:00	00:01:00.0	62.6	62.6	0.0	62.6	582	1800941.679
583	2013/07/16	21:57:00	00:01:00.0	62.6	62.6	0.0	62.6	583	1803780.237
584	2013/07/16	21:58:00	00:01:00.0	62.4	62.4	0.0	62.4	584	1757057.895
585	2013/07/16	21:59:00	00:01:00.0	62.4	62.4	0.0	62.4	585	1755017.241

Location 7 - Blackburn Lane

Record #	Date	Time	Duration	LAeq	Base Leq	Penalty	Base+Penalty	count	10 ^{^(leq/10)}
586	2013/07/16	22:00:00	00:01:00.0	62.5	62.5	10.0	72.5	586	17660864.06
587	2013/07/16	22:01:00	00:01:00.0	62.4	62.4	10.0	72.4	587	17427525.75
588	2013/07/16	22:02:00	00:01:00.0	62.6	62.6	10.0	72.6	588	18200646.83
589	2013/07/16	22:03:00	00:01:00.0	62.6	62.6	10.0	72.6	589	18268669.73
590	2013/07/16	22:04:00	00:01:00.0	62.2	62.2	10.0	72.2	590	16704051.02
591	2013/07/16	22:05:00	00:01:00.0	61.9	61.9	10.0	71.9	591	15383258.57
592	2013/07/16	22:06:00	00:01:00.0	62.0	62.0	10.0	72.0	592	15710495.42
593	2013/07/16	22:07:00	00:01:00.0	62.0	62.0	10.0	72.0	593	15974817.22
594	2013/07/16	22:08:00	00:01:00.0	62.1	62.1	10.0	72.1	594	16221215.33
595	2013/07/16	22:09:00	00:01:00.0	62.1	62.1	10.0	72.1	595	16353590.88
596	2013/07/16	22:10:00	00:01:00.0	62.1	62.1	10.0	72.1	596	16120311.45
597	2013/07/16	22:11:00	00:01:00.0	62.2	62.2	10.0	72.2	597	16458455.74
598	2013/07/16	22:12:00	00:01:00.0	62.2	62.2	10.0	72.2	598	16714354.14
599	2013/07/16	22:13:00	00:01:00.0	62.2	62.2	10.0	72.2	599	16473236.97
600	2013/07/16	22:14:00	00:01:00.0	62.1	62.1	10.0	72.1	600	16237680.31
601	2013/07/16	22:15:00	00:01:00.0	62.2	62.2	10.0	72.2	601	16633757.73
602	2013/07/16	22:16:00	00:01:00.0	62.3	62.3	10.0	72.3	602	17015790.39
603	2013/07/16	22:17:00	00:01:00.0	62.1	62.1	10.0	72.1	603	16126047.09
604	2013/07/16	22:18:00	00:01:00.0	62.6	62.6	10.0	72.6	604	18289477.95
605	2013/07/16	22:19:00	00:01:00.0	62.3	62.3	10.0	72.3	605	17126676.54
606	2013/07/16	22:20:00	00:01:00.0	62.4	62.4	10.0	72.4	606	17527464.69
607	2013/07/16	22:21:00	00:01:00.0	62.4	62.4	10.0	72.4	607	17314296.33
608	2013/07/16	22:22:00	00:01:00.0	62.3	62.3	10.0	72.3	608	17004405.27
609	2013/07/16	22:23:00	00:01:00.0	62.5	62.5	10.0	72.5	609	17634821.92
610	2013/07/16	22:24:00	00:01:00.0	62.3	62.3	10.0	72.3	610	16890957.39
611	2013/07/16	22:25:00	00:01:00.0	62.5	62.5	10.0	72.5	611	17669242.91
612	2013/07/16	22:26:00	00:01:00.0	62.2	62.2	10.0	72.2	612	16766024.03
613	2013/07/16	22:27:00	00:01:00.0	62.3	62.3	10.0	72.3	613	16952417.66
614	2013/07/16	22:28:00	00:01:00.0	62.2	62.2	10.0	72.2	614	16763653.19
615	2013/07/16	22:29:00	00:01:00.0	62.4	62.4	10.0	72.4	615	17238118.75
616	2013/07/16	22:30:00	00:01:00.0	62.5	62.5	10.0	72.5	616	17753187.99
617	2013/07/16	22:31:00	00:01:00.0	62.6	62.6	10.0	72.6	617	18091275.08
618	2013/07/16	22:32:00	00:01:00.0	62.4	62.4	10.0	72.4	618	17452403.28
619	2013/07/16	22:33:00	00:01:00.0	62.4	62.4	10.0	72.4	619	17272963.97
620	2013/07/16	22:34:00	00:01:00.0	62.4	62.4	10.0	72.4	620	17291741.92
621	2013/07/16	22:35:00	00:01:00.0	62.1	62.1	10.0	72.1	621	16331298.1
622	2013/07/16	22:36:00	00:01:00.0	62.0	62.0	10.0	72.0	622	15910639
623	2013/07/16	22:37:00	00:01:00.0	62.0	62.0	10.0	72.0	623	15874037.74
624	2013/07/16	22:38:00	00:01:00.0	62.1	62.1	10.0	72.1	624	16137680.4
625	2013/07/16	22:39:00	00:01:00.0	62.1	62.1	10.0	72.1	625	16271575.14
626	2013/07/16	22:40:00	00:01:00.0	62.1	62.1	10.0	72.1	626	16179436.59
627	2013/07/16	22:41:00	00:01:00.0	62.0	62.0	10.0	72.0	627	15805404.62
628	2013/07/16	22:42:00	00:01:00.0	61.9	61.9	10.0	71.9	628	15518961.5
629	2013/07/16	22:43:00	00:01:00.0	61.8	61.8	10.0	71.8	629	15187334.28
630	2013/07/16	22:44:00	00:01:00.0	62.0	62.0	10.0	72.0	630	15885726.46

Location 7 - Blackburn Lane

Record #	Date	Time	Duration	LAeq	Base Leq	Penalty	Base+Penalty	count	10 ^{^(leq/10)}
631	2013/07/16	22:45:00	00:01:00.0	61.9	61.9	10.0	71.9	631	15655325.23
632	2013/07/16	22:46:00	00:01:00.0	61.8	61.8	10.0	71.8	632	14978504.18
633	2013/07/16	22:47:00	00:01:00.0	62.0	62.0	10.0	72.0	633	15802225.75
634	2013/07/16	22:48:00	00:01:00.0	61.9	61.9	10.0	71.9	634	15585063.91
635	2013/07/16	22:49:00	00:01:00.0	61.8	61.8	10.0	71.8	635	14972992.57
636	2013/07/16	22:50:00	00:01:00.0	61.6	61.6	10.0	71.6	636	14417582.35
637	2013/07/16	22:51:00	00:01:00.0	61.6	61.6	10.0	71.6	637	14412935.44
638	2013/07/16	22:52:00	00:01:00.0	61.8	61.8	10.0	71.8	638	15234189.95
639	2013/07/16	22:53:00	00:01:00.0	61.8	61.8	10.0	71.8	639	15054015.51
640	2013/07/16	22:54:00	00:01:00.0	61.8	61.8	10.0	71.8	640	15031342.03
641	2013/07/16	22:55:00	00:01:00.0	61.9	61.9	10.0	71.9	641	15404676.69
642	2013/07/16	22:56:00	00:01:00.0	61.7	61.7	10.0	71.7	642	14793594.15
643	2013/07/16	22:57:00	00:01:00.0	61.8	61.8	10.0	71.8	643	15192030.7
644	2013/07/16	22:58:00	00:01:00.0	61.9	61.9	10.0	71.9	644	15383582.86
645	2013/07/16	22:59:00	00:01:00.0	61.7	61.7	10.0	71.7	645	14667944.14
646	2013/07/16	23:00:00	00:01:00.0	61.6	61.6	10.0	71.6	646	14375662.51
647	2013/07/16	23:01:00	00:01:00.0	61.7	61.7	10.0	71.7	647	14774946.24
648	2013/07/16	23:02:00	00:01:00.0	61.9	61.9	10.0	71.9	648	15312738.7
649	2013/07/16	23:03:00	00:01:00.0	61.8	61.8	10.0	71.8	649	15112123.19
650	2013/07/16	23:04:00	00:01:00.0	61.9	61.9	10.0	71.9	650	15599773.26
651	2013/07/16	23:05:00	00:01:00.0	61.9	61.9	10.0	71.9	651	15658667.1
652	2013/07/16	23:06:00	00:01:00.0	62.0	62.0	10.0	72.0	652	15671477.36
653	2013/07/16	23:07:00	00:01:00.0	61.8	61.8	10.0	71.8	653	15265131.91
654	2013/07/16	23:08:00	00:01:00.0	61.6	61.6	10.0	71.6	654	14423231.57
655	2013/07/16	23:09:00	00:01:00.0	61.7	61.7	10.0	71.7	655	14633211.87
656	2013/07/16	23:10:00	00:01:00.0	61.7	61.7	10.0	71.7	656	14849835.72
657	2013/07/16	23:11:00	00:01:00.0	61.5	61.5	10.0	71.5	657	14264721.78
658	2013/07/16	23:12:00	00:01:00.0	61.5	61.5	10.0	71.5	658	14245952.19
659	2013/07/16	23:13:00	00:01:00.0	61.6	61.6	10.0	71.6	659	14414239.47
660	2013/07/16	23:14:00	00:01:00.0	61.7	61.7	10.0	71.7	660	14739054.33
661	2013/07/16	23:15:00	00:01:00.0	61.6	61.6	10.0	71.6	661	14462393.48
662	2013/07/16	23:16:00	00:01:00.0	61.5	61.5	10.0	71.5	662	14201986.34
663	2013/07/16	23:17:00	00:01:00.0	61.5	61.5	10.0	71.5	663	14227144.81
664	2013/07/16	23:18:00	00:01:00.0	61.6	61.6	10.0	71.6	664	14392276.74
665	2013/07/16	23:19:00	00:01:00.0	61.7	61.7	10.0	71.7	665	14646328.13
666	2013/07/16	23:20:00	00:01:00.0	61.7	61.7	10.0	71.7	666	14816494.64
667	2013/07/16	23:21:00	00:01:00.0	61.7	61.7	10.0	71.7	667	14634677.22
668	2013/07/16	23:22:00	00:01:00.0	61.5	61.5	10.0	71.5	668	14033045.94
669	2013/07/16	23:23:00	00:01:00.0	61.4	61.4	10.0	71.4	669	13891117.92
670	2013/07/16	23:24:00	00:01:00.0	61.3	61.3	10.0	71.3	670	13562348.5
671	2013/07/16	23:25:00	00:01:00.0	61.3	61.3	10.0	71.3	671	13444876.7
672	2013/07/16	23:26:00	00:01:00.0	61.2	61.2	10.0	71.2	672	13171053.5
673	2013/07/16	23:27:00	00:01:00.0	61.1	61.1	10.0	71.1	673	12834737.58
674	2013/07/16	23:28:00	00:01:00.0	61.1	61.1	10.0	71.1	674	12809847.08
675	2013/07/16	23:29:00	00:01:00.0	61.1	61.1	10.0	71.1	675	12862026.12

Location 7 - Blackburn Lane

Record #	Date	Time	Duration	LAeq	Base Leq	Penalty	Base+Penalty	count	10 ^{^(leq/10)}
676	2013/07/16	23:30:00	00:01:00.0	61.2	61.2	10.0	71.2	676	13058072
677	2013/07/16	23:31:00	00:01:00.0	61.2	61.2	10.0	71.2	677	13135607.55
678	2013/07/16	23:32:00	00:01:00.0	61.2	61.2	10.0	71.2	678	13262242.31
679	2013/07/16	23:33:00	00:01:00.0	61.2	61.2	10.0	71.2	679	13099175.4
680	2013/07/16	23:34:00	00:01:00.0	61.2	61.2	10.0	71.2	680	13115397.22
681	2013/07/16	23:35:00	00:01:00.0	61.3	61.3	10.0	71.3	681	13541826.53
682	2013/07/16	23:36:00	00:01:00.0	61.2	61.2	10.0	71.2	682	13042001.27
683	2013/07/16	23:37:00	00:01:00.0	61.1	61.1	10.0	71.1	683	12789138.13
684	2013/07/16	23:38:00	00:01:00.0	61.1	61.1	10.0	71.1	684	12852844.47
685	2013/07/16	23:39:00	00:01:00.0	60.9	60.9	10.0	70.9	685	12388478.16
686	2013/07/16	23:40:00	00:01:00.0	61.2	61.2	10.0	71.2	686	13223159.01
687	2013/07/16	23:41:00	00:01:00.0	61.0	61.0	10.0	71.0	687	12662915.88
688	2013/07/16	23:42:00	00:01:00.0	61.1	61.1	10.0	71.1	688	12753476.49
689	2013/07/16	23:43:00	00:01:00.0	61.1	61.1	10.0	71.1	689	12751236.24
690	2013/07/16	23:44:00	00:01:00.0	61.0	61.0	10.0	71.0	690	12604955.17
691	2013/07/16	23:45:00	00:01:00.0	61.1	61.1	10.0	71.1	691	13017943.7
692	2013/07/16	23:46:00	00:01:00.0	61.1	61.1	10.0	71.1	692	12925300.79
693	2013/07/16	23:47:00	00:01:00.0	61.1	61.1	10.0	71.1	693	12811692.5
694	2013/07/16	23:48:00	00:01:00.0	61.2	61.2	10.0	71.2	694	13140362.02
695	2013/07/16	23:49:00	00:01:00.0	61.1	61.1	10.0	71.1	695	12839856.81
696	2013/07/16	23:50:00	00:01:00.0	61.1	61.1	10.0	71.1	696	12827287.89
697	2013/07/16	23:51:00	00:01:00.0	61.0	61.0	10.0	71.0	697	12731785.04
698	2013/07/16	23:52:00	00:01:00.0	61.1	61.1	10.0	71.1	698	12743499.21
699	2013/07/16	23:53:00	00:01:00.0	60.9	60.9	10.0	70.9	699	12379221.36
700	2013/07/16	23:54:00	00:01:00.0	60.8	60.8	10.0	70.8	700	12101297.98
701	2013/07/16	23:55:00	00:01:00.0	60.7	60.7	10.0	70.7	701	11800037.63
702	2013/07/16	23:56:00	00:01:00.0	60.5	60.5	10.0	70.5	702	11334643.96
703	2013/07/16	23:57:00	00:01:00.0	60.5	60.5	10.0	70.5	703	11324433.73
704	2013/07/16	23:58:00	00:01:00.0	60.6	60.6	10.0	70.6	704	11544331.11
705	2013/07/16	23:59:00	00:01:00.0	60.8	60.8	10.0	70.8	705	11970618.98
706	2013/07/17	00:00:00	00:01:00.0	60.6	60.6	10.0	70.6	706	11483428.32
707	2013/07/17	00:01:00	00:01:00.0	60.6	60.6	10.0	70.6	707	11460302.75
708	2013/07/17	00:02:00	00:01:00.0	60.5	60.5	10.0	70.5	708	11202429.26
709	2013/07/17	00:03:00	00:01:00.0	60.5	60.5	10.0	70.5	709	11276808.44
710	2013/07/17	00:04:00	00:01:00.0	60.6	60.6	10.0	70.6	710	11533567.28
711	2013/07/17	00:05:00	00:01:00.0	60.7	60.7	10.0	70.7	711	11642384.72
712	2013/07/17	00:06:00	00:01:00.0	60.6	60.6	10.0	70.6	712	11486353.82
713	2013/07/17	00:07:00	00:01:00.0	60.7	60.7	10.0	70.7	713	11791148.02
714	2013/07/17	00:08:00	00:01:00.0	60.6	60.6	10.0	70.6	714	11525445.33
715	2013/07/17	00:09:00	00:01:00.0	60.7	60.7	10.0	70.7	715	11645585.99
716	2013/07/17	00:10:00	00:01:00.0	60.8	60.8	10.0	70.8	716	11887997.88
717	2013/07/17	00:11:00	00:01:00.0	60.5	60.5	10.0	70.5	717	11285478.79
718	2013/07/17	00:12:00	00:01:00.0	60.5	60.5	10.0	70.5	718	11346697.09
719	2013/07/17	00:13:00	00:01:00.0	60.6	60.6	10.0	70.6	719	11376276.46
720	2013/07/17	00:14:00	00:01:00.0	60.4	60.4	10.0	70.4	720	11050760.87

Location 7 - Blackburn Lane

Record #	Date	Time	Duration	LAeq	Base Leq	Penalty	Base+Penalty	count	10 ^{^(leq/10)}
721	2013/07/17	00:15:00	00:01:00.0	60.4	60.4	10.0	70.4	721	10926127.47
722	2013/07/17	00:16:00	00:01:00.0	60.4	60.4	10.0	70.4	722	10998536.87
723	2013/07/17	00:17:00	00:01:00.0	60.4	60.4	10.0	70.4	723	10964689.5
724	2013/07/17	00:18:00	00:01:00.0	60.4	60.4	10.0	70.4	724	10996112.29
725	2013/07/17	00:19:00	00:01:00.0	60.4	60.4	10.0	70.4	725	10913878.78
726	2013/07/17	00:20:00	00:01:00.0	60.4	60.4	10.0	70.4	726	11003832.24
727	2013/07/17	00:21:00	00:01:00.0	60.5	60.5	10.0	70.5	727	11151731.4
728	2013/07/17	00:22:00	00:01:00.0	60.7	60.7	10.0	70.7	728	11831027.42
729	2013/07/17	00:23:00	00:01:00.0	60.5	60.5	10.0	70.5	729	11283793.75
730	2013/07/17	00:24:00	00:01:00.0	60.5	60.5	10.0	70.5	730	11186676.92
731	2013/07/17	00:25:00	00:01:00.0	60.5	60.5	10.0	70.5	731	11305808.38
732	2013/07/17	00:26:00	00:01:00.0	60.5	60.5	10.0	70.5	732	11336316.68
733	2013/07/17	00:27:00	00:01:00.0	60.5	60.5	10.0	70.5	733	11166953.89
734	2013/07/17	00:28:00	00:01:00.0	60.6	60.6	10.0	70.6	734	11458339.98
735	2013/07/17	00:29:00	00:01:00.0	60.6	60.6	10.0	70.6	735	11587751.58
736	2013/07/17	00:30:00	00:01:00.0	60.6	60.6	10.0	70.6	736	11402236.67
737	2013/07/17	00:31:00	00:01:00.0	60.6	60.6	10.0	70.6	737	11412867.9
738	2013/07/17	00:32:00	00:01:00.0	60.4	60.4	10.0	70.4	738	11005514.14
739	2013/07/17	00:33:00	00:01:00.0	60.2	60.2	10.0	70.2	739	10512527.7
740	2013/07/17	00:34:00	00:01:00.0	60.4	60.4	10.0	70.4	740	10973939.18
741	2013/07/17	00:35:00	00:01:00.0	60.3	60.3	10.0	70.3	741	10746805.11
742	2013/07/17	00:36:00	00:01:00.0	60.2	60.2	10.0	70.2	742	10360712.75
743	2013/07/17	00:37:00	00:01:00.0	60.1	60.1	10.0	70.1	743	10323939.33
744	2013/07/17	00:38:00	00:01:00.0	60.3	60.3	10.0	70.3	744	10696740.99
745	2013/07/17	00:39:00	00:01:00.0	60.6	60.6	10.0	70.6	745	11415053.49
746	2013/07/17	00:40:00	00:01:00.0	60.5	60.5	10.0	70.5	746	11200313.89
747	2013/07/17	00:41:00	00:01:00.0	60.6	60.6	10.0	70.6	747	11443413.81
748	2013/07/17	00:42:00	00:01:00.0	60.5	60.5	10.0	70.5	748	11262682.61
749	2013/07/17	00:43:00	00:01:00.0	60.4	60.4	10.0	70.4	749	10921953.51
750	2013/07/17	00:44:00	00:01:00.0	60.0	60.0	10.0	70.0	750	10016896.46
751	2013/07/17	00:45:00	00:01:00.0	59.9	59.9	10.0	69.9	751	9865235.047
752	2013/07/17	00:46:00	00:01:00.0	59.8	59.8	10.0	69.8	752	9536093.457
753	2013/07/17	00:47:00	00:01:00.0	59.9	59.9	10.0	69.9	753	9850428.52
754	2013/07/17	00:48:00	00:01:00.0	59.9	59.9	10.0	69.9	754	9719053.609
755	2013/07/17	00:49:00	00:01:00.0	59.6	59.6	10.0	69.6	755	9101499.096
756	2013/07/17	00:50:00	00:01:00.0	59.8	59.8	10.0	69.8	756	9507965.911
757	2013/07/17	00:51:00	00:01:00.0	59.8	59.8	10.0	69.8	757	9656959.123
758	2013/07/17	00:52:00	00:01:00.0	59.7	59.7	10.0	69.7	758	9438850.956
759	2013/07/17	00:53:00	00:01:00.0	59.8	59.8	10.0	69.8	759	9555436.908
760	2013/07/17	00:54:00	00:01:00.0	59.8	59.8	10.0	69.8	760	9497156.894
761	2013/07/17	00:55:00	00:01:00.0	59.7	59.7	10.0	69.7	761	9277913.788
762	2013/07/17	00:56:00	00:01:00.0	59.5	59.5	10.0	69.5	762	9000683.961
763	2013/07/17	00:57:00	00:01:00.0	59.6	59.6	10.0	69.6	763	9130452.991
764	2013/07/17	00:58:00	00:01:00.0	59.5	59.5	10.0	69.5	764	8838285.509
765	2013/07/17	00:59:00	00:01:00.0	59.5	59.5	10.0	69.5	765	8836981.378

Location 7 - Blackburn Lane

Record #	Date	Time	Duration	LAeq	Base Leq	Penalty	Base+Penalty	count	10 ^(leq/10)
766	2013/07/17	01:00:00	00:01:00.0	59.1	59.1	10.0	69.1	766	8133144.416
767	2013/07/17	01:01:00	00:01:00.0	59.1	59.1	10.0	69.1	767	8144253.588
768	2013/07/17	01:02:00	00:01:00.0	59.4	59.4	10.0	69.4	768	8751409.745
769	2013/07/17	01:03:00	00:01:00.0	59.5	59.5	10.0	69.5	769	8956047.619
770	2013/07/17	01:04:00	00:01:00.0	59.5	59.5	10.0	69.5	770	8856407.971
771	2013/07/17	01:05:00	00:01:00.0	59.7	59.7	10.0	69.7	771	9328946.685
772	2013/07/17	01:06:00	00:01:00.0	59.6	59.6	10.0	69.6	772	9059386.121
773	2013/07/17	01:07:00	00:01:00.0	59.7	59.7	10.0	69.7	773	9298799.747
774	2013/07/17	01:08:00	00:01:00.0	59.4	59.4	10.0	69.4	774	8689648.868
775	2013/07/17	01:09:00	00:01:00.0	59.3	59.3	10.0	69.3	775	8510362.197
776	2013/07/17	01:10:00	00:01:00.0	59.3	59.3	10.0	69.3	776	8463539.637
777	2013/07/17	01:11:00	00:01:00.0	59.0	59.0	10.0	69.0	777	7983123.567
778	2013/07/17	01:12:00	00:01:00.0	58.8	58.8	10.0	68.8	778	7657923.489
779	2013/07/17	01:13:00	00:01:00.0	59.1	59.1	10.0	69.1	779	8158809.93
780	2013/07/17	01:14:00	00:01:00.0	59.1	59.1	10.0	69.1	780	8128559.336
781	2013/07/17	01:15:00	00:01:00.0	59.2	59.2	10.0	69.2	781	8324377.973
782	2013/07/17	01:16:00	00:01:00.0	59.1	59.1	10.0	69.1	782	8147637.962
783	2013/07/17	01:17:00	00:01:00.0	58.7	58.7	10.0	68.7	783	7497901.448
784	2013/07/17	01:18:00	00:01:00.0	58.9	58.9	10.0	68.9	784	7700985.855
785	2013/07/17	01:19:00	00:01:00.0	58.9	58.9	10.0	68.9	785	7717284.72
786	2013/07/17	01:20:00	00:01:00.0	59.0	59.0	10.0	69.0	786	7868721.23
787	2013/07/17	01:21:00	00:01:00.0	59.0	59.0	10.0	69.0	787	8015008.019
788	2013/07/17	01:22:00	00:01:00.0	58.8	58.8	10.0	68.8	788	7526115.732
789	2013/07/17	01:23:00	00:01:00.0	58.9	58.9	10.0	68.9	789	7733835.458
790	2013/07/17	01:24:00	00:01:00.0	58.9	58.9	10.0	68.9	790	7797688.212
791	2013/07/17	01:25:00	00:01:00.0	59.3	59.3	10.0	69.3	791	8502195.705
792	2013/07/17	01:26:00	00:01:00.0	59.4	59.4	10.0	69.4	792	8639692.002
793	2013/07/17	01:27:00	00:01:00.0	59.2	59.2	10.0	69.2	793	8283342.953
794	2013/07/17	01:28:00	00:01:00.0	59.3	59.3	10.0	69.3	794	8416361.075
795	2013/07/17	01:29:00	00:01:00.0	59.3	59.3	10.0	69.3	795	8464989.409
796	2013/07/17	01:30:00	00:01:00.0	59.3	59.3	10.0	69.3	796	8474154.734
797	2013/07/17	01:31:00	00:01:00.0	59.2	59.2	10.0	69.2	797	8240121.379
798	2013/07/17	01:32:00	00:01:00.0	59.0	59.0	10.0	69.0	798	7963303.944
799	2013/07/17	01:33:00	00:01:00.0	59.1	59.1	10.0	69.1	799	8149642.06
800	2013/07/17	01:34:00	00:01:00.0	58.9	58.9	10.0	68.9	800	7775849.266
801	2013/07/17	01:35:00	00:01:00.0	59.1	59.1	10.0	69.1	801	8128288.027
802	2013/07/17	01:36:00	00:01:00.0	59.0	59.0	10.0	69.0	802	7939543.495
803	2013/07/17	01:37:00	00:01:00.0	58.8	58.8	10.0	68.8	803	7555590.861
804	2013/07/17	01:38:00	00:01:00.0	58.6	58.6	10.0	68.6	804	7309546.903
805	2013/07/17	01:39:00	00:01:00.0	58.4	58.4	10.0	68.4	805	6901566.51
806	2013/07/17	01:40:00	00:01:00.0	58.4	58.4	10.0	68.4	806	6916963.219
807	2013/07/17	01:41:00	00:01:00.0	58.7	58.7	10.0	68.7	807	7422368.742
808	2013/07/17	01:42:00	00:01:00.0	58.9	58.9	10.0	68.9	808	7761676.194
809	2013/07/17	01:43:00	00:01:00.0	58.7	58.7	10.0	68.7	809	7482979.483
810	2013/07/17	01:44:00	00:01:00.0	58.7	58.7	10.0	68.7	810	7442469.637

Location 7 - Blackburn Lane

Record #	Date	Time	Duration	LAeq	Base Leq	Penalty	Base+Penalty	count	10 ^{^(leq/10)}
811	2013/07/17	01:45:00	00:01:00.0	58.6	58.6	10.0	68.6	811	7318991.076
812	2013/07/17	01:46:00	00:01:00.0	58.6	58.6	10.0	68.6	812	7202443.472
813	2013/07/17	01:47:00	00:01:00.0	58.4	58.4	10.0	68.4	813	6905969.002
814	2013/07/17	01:48:00	00:01:00.0	58.4	58.4	10.0	68.4	814	6926277.348
815	2013/07/17	01:49:00	00:01:00.0	58.6	58.6	10.0	68.6	815	7302943.233
816	2013/07/17	01:50:00	00:01:00.0	58.3	58.3	10.0	68.3	816	6815031.46
817	2013/07/17	01:51:00	00:01:00.0	58.3	58.3	10.0	68.3	817	6711930.609
818	2013/07/17	01:52:00	00:01:00.0	58.1	58.1	10.0	68.1	818	6419742.726
819	2013/07/17	01:53:00	00:01:00.0	57.8	57.8	10.0	67.8	819	6019453.132
820	2013/07/17	01:54:00	00:01:00.0	57.9	57.9	10.0	67.9	820	6137157.946
821	2013/07/17	01:55:00	00:01:00.0	57.6	57.6	10.0	67.6	821	5814748.627
822	2013/07/17	01:56:00	00:01:00.0	57.5	57.5	10.0	67.5	822	5597531.175
823	2013/07/17	01:57:00	00:01:00.0	57.6	57.6	10.0	67.6	823	5817573.75
824	2013/07/17	01:58:00	00:01:00.0	57.6	57.6	10.0	67.6	824	5770949.227
825	2013/07/17	01:59:00	00:01:00.0	57.7	57.7	10.0	67.7	825	5850590.573
826	2013/07/17	02:00:00	00:01:00.0	57.6	57.6	10.0	67.6	826	5735046.071
827	2013/07/17	02:01:00	00:01:00.0	57.4	57.4	10.0	67.4	827	5549266.87
828	2013/07/17	02:02:00	00:01:00.0	57.5	57.5	10.0	67.5	828	5664689.594
829	2013/07/17	02:03:00	00:01:00.0	57.4	57.4	10.0	67.4	829	5472693.693
830	2013/07/17	02:04:00	00:01:00.0	57.9	57.9	10.0	67.9	830	6206858.671
831	2013/07/17	02:05:00	00:01:00.0	57.6	57.6	10.0	67.6	831	5757360.033
832	2013/07/17	02:06:00	00:01:00.0	57.0	57.0	10.0	67.0	832	4992390.674
833	2013/07/17	02:07:00	00:01:00.0	57.2	57.2	10.0	67.2	833	5248223.038
834	2013/07/17	02:08:00	00:01:00.0	56.8	56.8	10.0	66.8	834	4777710.362
835	2013/07/17	02:09:00	00:01:00.0	56.8	56.8	10.0	66.8	835	4745618.265
836	2013/07/17	02:10:00	00:01:00.0	56.6	56.6	10.0	66.6	836	4587955.389
837	2013/07/17	02:11:00	00:01:00.0	56.4	56.4	10.0	66.4	837	4370166.369
838	2013/07/17	02:12:00	00:01:00.0	56.4	56.4	10.0	66.4	838	4332732.293
839	2013/07/17	02:13:00	00:01:00.0	56.7	56.7	10.0	66.7	839	4695901.502
840	2013/07/17	02:14:00	00:01:00.0	56.8	56.8	10.0	66.8	840	4810281.436
841	2013/07/17	02:15:00	00:01:00.0	57.0	57.0	10.0	67.0	841	5043008.998
842	2013/07/17	02:16:00	00:01:00.0	57.0	57.0	10.0	67.0	842	4993552.874
843	2013/07/17	02:17:00	00:01:00.0	57.0	57.0	10.0	67.0	843	5058900.849
844	2013/07/17	02:18:00	00:01:00.0	56.8	56.8	10.0	66.8	844	4800813.664
845	2013/07/17	02:19:00	00:01:00.0	56.7	56.7	10.0	66.7	845	4719168.769
846	2013/07/17	02:20:00	00:01:00.0	56.9	56.9	10.0	66.9	846	4885308.377
847	2013/07/17	02:21:00	00:01:00.0	56.5	56.5	10.0	66.5	847	4419663.202
848	2013/07/17	02:22:00	00:01:00.0	56.4	56.4	10.0	66.4	848	4408516.291
849	2013/07/17	02:23:00	00:01:00.0	56.6	56.6	10.0	66.6	849	4609416.319
850	2013/07/17	02:24:00	00:01:00.0	56.6	56.6	10.0	66.6	850	4600982.386
851	2013/07/17	02:25:00	00:01:00.0	55.4	55.4	10.0	65.4	851	3429827.015
852	2013/07/17	02:26:00	00:01:00.0	55.8	55.8	10.0	65.8	852	3767152.345
853	2013/07/17	02:27:00	00:01:00.0	56.0	56.0	10.0	66.0	853	4009028.737
854	2013/07/17	02:28:00	00:01:00.0	55.9	55.9	10.0	65.9	854	3893556.912
855	2013/07/17	02:29:00	00:01:00.0	55.9	55.9	10.0	65.9	855	3883709.612

Location 7 - Blackburn Lane

Record #	Date	Time	Duration	LAeq	Base Leq	Penalty	Base+Penalty	count	10 ^{^(leq/10)}
856	2013/07/17	02:30:00	00:01:00.0	55.9	55.9	10.0	65.9	856	3872556.992
857	2013/07/17	02:31:00	00:01:00.0	55.7	55.7	10.0	65.7	857	3731778.148
858	2013/07/17	02:32:00	00:01:00.0	55.6	55.6	10.0	65.6	858	3611567.783
859	2013/07/17	02:33:00	00:01:00.0	55.8	55.8	10.0	65.8	859	3841588.151
860	2013/07/17	02:34:00	00:01:00.0	56.0	56.0	10.0	66.0	860	4017309.037
861	2013/07/17	02:35:00	00:01:00.0	55.6	55.6	10.0	65.6	861	3620114.486
862	2013/07/17	02:36:00	00:01:00.0	55.4	55.4	10.0	65.4	862	3472834.824
863	2013/07/17	02:37:00	00:01:00.0	56.0	56.0	10.0	66.0	863	3937499.991
864	2013/07/17	02:38:00	00:01:00.0	56.1	56.1	10.0	66.1	864	4101188.194
865	2013/07/17	02:39:00	00:01:00.0	56.3	56.3	10.0	66.3	865	4290513.093
866	2013/07/17	02:40:00	00:01:00.0	56.3	56.3	10.0	66.3	866	4242742.134
867	2013/07/17	02:41:00	00:01:00.0	56.7	56.7	10.0	66.7	867	4675783.078
868	2013/07/17	02:42:00	00:01:00.0	56.1	56.1	10.0	66.1	868	4036997.702
869	2013/07/17	02:43:00	00:01:00.0	56.4	56.4	10.0	66.4	869	4384627.246
870	2013/07/17	02:44:00	00:01:00.0	56.4	56.4	10.0	66.4	870	4346290.433
871	2013/07/17	02:45:00	00:01:00.0	56.4	56.4	10.0	66.4	871	4344099.662
872	2013/07/17	02:46:00	00:01:00.0	56.2	56.2	10.0	66.2	872	4134943.445
873	2013/07/17	02:47:00	00:01:00.0	55.9	55.9	10.0	65.9	873	3895209.108
874	2013/07/17	02:48:00	00:01:00.0	55.7	55.7	10.0	65.7	874	3706174.448
875	2013/07/17	02:49:00	00:01:00.0	56.1	56.1	10.0	66.1	875	4038178.681
876	2013/07/17	02:50:00	00:01:00.0	55.7	55.7	10.0	65.7	876	3710138.363
877	2013/07/17	02:51:00	00:01:00.0	55.5	55.5	10.0	65.5	877	3513606.303
878	2013/07/17	02:52:00	00:01:00.0	55.9	55.9	10.0	65.9	878	3867658.497
879	2013/07/17	02:53:00	00:01:00.0	55.6	55.6	10.0	65.6	879	3634362.46
880	2013/07/17	02:54:00	00:01:00.0	55.4	55.4	10.0	65.4	880	3498574.64
881	2013/07/17	02:55:00	00:01:00.0	55.1	55.1	10.0	65.1	881	3263546.493
882	2013/07/17	02:56:00	00:01:00.0	54.5	54.5	10.0	64.5	882	2795043.853
883	2013/07/17	02:57:00	00:01:00.0	54.5	54.5	10.0	64.5	883	2796561.5
884	2013/07/17	02:58:00	00:01:00.0	54.7	54.7	10.0	64.7	884	2929690.013
885	2013/07/17	02:59:00	00:01:00.0	55.4	55.4	10.0	65.4	885	3432379.675
886	2013/07/17	03:00:00	00:01:00.0	55.4	55.4	10.0	65.4	886	3499779.476
887	2013/07/17	03:01:00	00:01:00.0	54.9	54.9	10.0	64.9	887	3081690.263
888	2013/07/17	03:02:00	00:01:00.0	54.7	54.7	10.0	64.7	888	2938325.983
889	2013/07/17	03:03:00	00:01:00.0	54.1	54.1	10.0	64.1	889	2548419.86
890	2013/07/17	03:04:00	00:01:00.0	53.8	53.8	10.0	63.8	890	2384949.413
891	2013/07/17	03:05:00	00:01:00.0	53.7	53.7	10.0	63.7	891	2320852.322
892	2013/07/17	03:06:00	00:01:00.0	54.0	54.0	10.0	64.0	892	2502285.112
893	2013/07/17	03:07:00	00:01:00.0	54.0	54.0	10.0	64.0	893	2529743.877
894	2013/07/17	03:08:00	00:01:00.0	53.8	53.8	10.0	63.8	894	2417832.911
895	2013/07/17	03:09:00	00:01:00.0	53.4	53.4	10.0	63.4	895	2179915.001
896	2013/07/17	03:10:00	00:01:00.0	53.2	53.2	10.0	63.2	896	2113307.119
897	2013/07/17	03:11:00	00:01:00.0	53.4	53.4	10.0	63.4	897	2170779.708
898	2013/07/17	03:12:00	00:01:00.0	52.5	52.5	10.0	62.5	898	1762142.83
899	2013/07/17	03:13:00	00:01:00.0	52.1	52.1	10.0	62.1	899	1616782.998
900	2013/07/17	03:14:00	00:01:00.0	51.8	51.8	10.0	61.8	900	1528955.468

Location 7 - Blackburn Lane

Record #	Date	Time	Duration	LAeq	Base Leq	Penalty	Base+Penalty	count	10 ^{^(leq/10)}
901	2013/07/17	03:15:00	00:01:00.0	51.5	51.5	10.0	61.5	901	1425931
902	2013/07/17	03:16:00	00:01:00.0	52.2	52.2	10.0	62.2	902	1666705.921
903	2013/07/17	03:17:00	00:01:00.0	52.3	52.3	10.0	62.3	903	1714851.858
904	2013/07/17	03:18:00	00:01:00.0	51.8	51.8	10.0	61.8	904	1524223.418
905	2013/07/17	03:19:00	00:01:00.0	52.3	52.3	10.0	62.3	905	1714145.563
906	2013/07/17	03:20:00	00:01:00.0	52.3	52.3	10.0	62.3	906	1687157.728
907	2013/07/17	03:21:00	00:01:00.0	51.9	51.9	10.0	61.9	907	1548067.748
908	2013/07/17	03:22:00	00:01:00.0	51.2	51.2	10.0	61.2	908	1304228.767
909	2013/07/17	03:23:00	00:01:00.0	51.1	51.1	10.0	61.1	909	1290278.442
910	2013/07/17	03:24:00	00:01:00.0	51.5	51.5	10.0	61.5	910	1404557.491
911	2013/07/17	03:25:00	00:01:00.0	51.2	51.2	10.0	61.2	911	1319624.016
912	2013/07/17	03:26:00	00:01:00.0	52.3	52.3	10.0	62.3	912	1705890.464
913	2013/07/17	03:27:00	00:01:00.0	51.7	51.7	10.0	61.7	913	1478830.645
914	2013/07/17	03:28:00	00:01:00.0	51.0	51.0	10.0	61.0	914	1260991.63
915	2013/07/17	03:29:00	00:01:00.0	50.5	50.5	10.0	60.5	915	1123879.717
916	2013/07/17	03:30:00	00:01:00.0	50.2	50.2	10.0	60.2	916	1048099.532
917	2013/07/17	03:31:00	00:01:00.0	50.7	50.7	10.0	60.7	917	1166333.675
918	2013/07/17	03:32:00	00:01:00.0	51.0	51.0	10.0	61.0	918	1261837.022
919	2013/07/17	03:33:00	00:01:00.0	51.2	51.2	10.0	61.2	919	1327767.471
920	2013/07/17	03:34:00	00:01:00.0	51.6	51.6	10.0	61.6	920	1459636.929
921	2013/07/17	03:35:00	00:01:00.0	51.8	51.8	10.0	61.8	921	1524779.132
922	2013/07/17	03:36:00	00:01:00.0	52.8	52.8	10.0	62.8	922	1896803.685
923	2013/07/17	03:37:00	00:01:00.0	50.7	50.7	10.0	60.7	923	1171930.413
924	2013/07/17	03:38:00	00:01:00.0	51.7	51.7	10.0	61.7	924	1483464.77
925	2013/07/17	03:39:00	00:01:00.0	49.6	49.6	10.0	59.6	925	917582.1542
926	2013/07/17	03:40:00	00:01:00.0	50.3	50.3	10.0	60.3	926	1067497.464
927	2013/07/17	03:41:00	00:01:00.0	49.8	49.8	10.0	59.8	927	947868.9036
928	2013/07/17	03:42:00	00:01:00.0	49.7	49.7	10.0	59.7	928	940449.8631
929	2013/07/17	03:43:00	00:01:00.0	49.1	49.1	10.0	59.1	929	814152.8507
930	2013/07/17	03:44:00	00:01:00.0	49.7	49.7	10.0	59.7	930	928580.577
931	2013/07/17	03:45:00	00:01:00.0	49.9	49.9	10.0	59.9	931	983948.9457
932	2013/07/17	03:46:00	00:01:00.0	50.0	50.0	10.0	60.0	932	989219.4881
933	2013/07/17	03:47:00	00:01:00.0	48.9	48.9	10.0	58.9	933	778431.6299
934	2013/07/17	03:48:00	00:01:00.0	49.7	49.7	10.0	59.7	934	932473.5799
935	2013/07/17	03:49:00	00:01:00.0	50.1	50.1	10.0	60.1	935	1015631.103
936	2013/07/17	03:50:00	00:01:00.0	51.1	51.1	10.0	61.1	936	1302088.27
937	2013/07/17	03:51:00	00:01:00.0	48.6	48.6	10.0	58.6	937	732704.4307
938	2013/07/17	03:52:00	00:01:00.0	49.6	49.6	10.0	59.6	938	904377.1139
939	2013/07/17	03:53:00	00:01:00.0	49.1	49.1	10.0	59.1	939	805106.3861
940	2013/07/17	03:54:00	00:01:00.0	50.7	50.7	10.0	60.7	940	1180527.3
941	2013/07/17	03:55:00	00:01:00.0	50.5	50.5	10.0	60.5	941	1133943.379
942	2013/07/17	03:56:00	00:01:00.0	50.0	50.0	10.0	60.0	942	1003760.312
943	2013/07/17	03:57:00	00:01:00.0	49.9	49.9	10.0	59.9	943	970779.1443
944	2013/07/17	03:58:00	00:01:00.0	49.6	49.6	10.0	59.6	944	911335.4589
945	2013/07/17	03:59:00	00:01:00.0	49.0	49.0	10.0	59.0	945	802129.0262

Location 7 - Blackburn Lane

Record #	Date	Time	Duration	LAeq	Base Leq	Penalty	Base+Penalty	count	10 ^{^(leq/10)}
946	2013/07/17	04:00:00	00:01:00.0	48.6	48.6	10.0	58.6	946	731788.5414
947	2013/07/17	04:01:00	00:01:00.0	49.4	49.4	10.0	59.4	947	867678.2044
948	2013/07/17	04:02:00	00:01:00.0	49.7	49.7	10.0	59.7	948	929947.7696
949	2013/07/17	04:03:00	00:01:00.0	49.5	49.5	10.0	59.5	949	896021.0066
950	2013/07/17	04:04:00	00:01:00.0	48.6	48.6	10.0	58.6	950	719153.2404
951	2013/07/17	04:05:00	00:01:00.0	49.3	49.3	10.0	59.3	951	853844.7978
952	2013/07/17	04:06:00	00:01:00.0	49.4	49.4	10.0	59.4	952	869898.8671
953	2013/07/17	04:07:00	00:01:00.0	48.8	48.8	10.0	58.8	953	750516.263
954	2013/07/17	04:08:00	00:01:00.0	48.7	48.7	10.0	58.7	954	737462.3758
955	2013/07/17	04:09:00	00:01:00.0	48.3	48.3	10.0	58.3	955	681852.8236
956	2013/07/17	04:10:00	00:01:00.0	47.1	47.1	10.0	57.1	956	507518.6024
957	2013/07/17	04:11:00	00:01:00.0	49.1	49.1	10.0	59.1	957	808390.1297
958	2013/07/17	04:12:00	00:01:00.0	47.9	47.9	10.0	57.9	958	611653.0236
959	2013/07/17	04:13:00	00:01:00.0	47.3	47.3	10.0	57.3	959	537764.7686
960	2013/07/17	04:14:00	00:01:00.0	48.0	48.0	10.0	58.0	960	626061.1361
961	2013/07/17	04:15:00	00:01:00.0	48.1	48.1	10.0	58.1	961	643719.6209
962	2013/07/17	04:16:00	00:01:00.0	47.8	47.8	10.0	57.8	962	600471.9665
963	2013/07/17	04:17:00	00:01:00.0	47.6	47.6	10.0	57.6	963	578706.0709
964	2013/07/17	04:18:00	00:01:00.0	47.2	47.2	10.0	57.2	964	523393.3511
965	2013/07/17	04:19:00	00:01:00.0	47.3	47.3	10.0	57.3	965	540268.3894
966	2013/07/17	04:20:00	00:01:00.0	47.8	47.8	10.0	57.8	966	604498.6565
967	2013/07/17	04:21:00	00:01:00.0	46.9	46.9	10.0	56.9	967	495127.0394
968	2013/07/17	04:22:00	00:01:00.0	47.9	47.9	10.0	57.9	968	616304.9911
969	2013/07/17	04:23:00	00:01:00.0	47.6	47.6	10.0	57.6	969	580292.1532
970	2013/07/17	04:24:00	00:01:00.0	48.8	48.8	10.0	58.8	970	761157.1025
971	2013/07/17	04:25:00	00:01:00.0	49.3	49.3	10.0	59.3	971	851850.6603
972	2013/07/17	04:26:00	00:01:00.0	47.8	47.8	10.0	57.8	972	596473.6708
973	2013/07/17	04:27:00	00:01:00.0	47.2	47.2	10.0	57.2	973	527027.2103
974	2013/07/17	04:28:00	00:01:00.0	47.2	47.2	10.0	57.2	974	523082.2056
975	2013/07/17	04:29:00	00:01:00.0	46.5	46.5	10.0	56.5	975	449253.801
976	2013/07/17	04:30:00	00:01:00.0	46.7	46.7	10.0	56.7	976	464574.2452
977	2013/07/17	04:31:00	00:01:00.0	45.6	45.6	10.0	55.6	977	366712.8223
978	2013/07/17	04:32:00	00:01:00.0	48.1	48.1	10.0	58.1	978	645921.1714
979	2013/07/17	04:33:00	00:01:00.0	47.7	47.7	10.0	57.7	979	589528.9573
980	2013/07/17	04:34:00	00:01:00.0	48.3	48.3	10.0	58.3	980	668498.3298
981	2013/07/17	04:35:00	00:01:00.0	48.3	48.3	10.0	58.3	981	680656.0418
982	2013/07/17	04:36:00	00:01:00.0	48.7	48.7	10.0	58.7	982	743122.7587
983	2013/07/17	04:37:00	00:01:00.0	48.6	48.6	10.0	58.6	983	721029.8796
984	2013/07/17	04:38:00	00:01:00.0	49.0	49.0	10.0	59.0	984	798527.6575
985	2013/07/17	04:39:00	00:01:00.0	46.6	46.6	10.0	56.6	985	461850.2576
986	2013/07/17	04:40:00	00:01:00.0	48.8	48.8	10.0	58.8	986	755111.9131
987	2013/07/17	04:41:00	00:01:00.0	47.2	47.2	10.0	57.2	987	526712.5166
988	2013/07/17	04:42:00	00:01:00.0	46.8	46.8	10.0	56.8	988	482304.9976
989	2013/07/17	04:43:00	00:01:00.0	47.1	47.1	10.0	57.1	989	514340.4573
990	2013/07/17	04:44:00	00:01:00.0	47.1	47.1	10.0	57.1	990	515533.1804

Location 7 - Blackburn Lane

Record #	Date	Time	Duration	LAeq	Base Leq	Penalty	Base+Penalty	count	10 ^{^(leq/10)}
991	2013/07/17	04:45:00	00:01:00.0	47.0	47.0	10.0	57.0	991	495652.2457
992	2013/07/17	04:46:00	00:01:00.0	44.9	44.9	10.0	54.9	992	309574.3711
993	2013/07/17	04:47:00	00:01:00.0	44.9	44.9	10.0	54.9	993	308562.8543
994	2013/07/17	04:48:00	00:01:00.0	45.1	45.1	10.0	55.1	994	324782.1123
995	2013/07/17	04:49:00	00:01:00.0	45.9	45.9	10.0	55.9	995	384855.2309
996	2013/07/17	04:50:00	00:01:00.0	45.8	45.8	10.0	55.8	996	376707.2931
997	2013/07/17	04:51:00	00:01:00.0	46.5	46.5	10.0	56.5	997	451814.1929
998	2013/07/17	04:52:00	00:01:00.0	46.8	46.8	10.0	56.8	998	483528.3258
999	2013/07/17	04:53:00	00:01:00.0	46.5	46.5	10.0	56.5	999	445147.4355
1000	2013/07/17	04:54:00	00:01:00.0	46.7	46.7	10.0	56.7	1000	464697.9058
1001	2013/07/17	04:55:00	00:01:00.0	46.2	46.2	10.0	56.2	1001	413313.8737
1002	2013/07/17	04:56:00	00:01:00.0	45.3	45.3	10.0	55.3	1002	341705.0144
1003	2013/07/17	04:57:00	00:01:00.0	46.1	46.1	10.0	56.1	1003	410693.4356
1004	2013/07/17	04:58:00	00:01:00.0	46.8	46.8	10.0	56.8	1004	477807.9676
1005	2013/07/17	04:59:00	00:01:00.0	47.4	47.4	10.0	57.4	1005	547298.693
1006	2013/07/17	05:00:00	00:01:00.0	46.3	46.3	10.0	56.3	1006	422567.4808
1007	2013/07/17	05:01:00	00:01:00.0	47.5	47.5	10.0	57.5	1007	564463.3413
1008	2013/07/17	05:02:00	00:01:00.0	49.2	49.2	10.0	59.2	1008	838447.0615
1009	2013/07/17	05:03:00	00:01:00.0	48.6	48.6	10.0	58.6	1009	724013.9482
1010	2013/07/17	05:04:00	00:01:00.0	47.7	47.7	10.0	57.7	1010	590177.6276
1011	2013/07/17	05:05:00	00:01:00.0	47.6	47.6	10.0	57.6	1011	569790.4677
1012	2013/07/17	05:06:00	00:01:00.0	47.5	47.5	10.0	57.5	1012	566134.1955
1013	2013/07/17	05:07:00	00:01:00.0	48.3	48.3	10.0	58.3	1013	674304.2485
1014	2013/07/17	05:08:00	00:01:00.0	48.4	48.4	10.0	58.4	1014	693993.6785
1015	2013/07/17	05:09:00	00:01:00.0	48.3	48.3	10.0	58.3	1015	675083.5549
1016	2013/07/17	05:10:00	00:01:00.0	49.6	49.6	10.0	59.6	1016	904939.706
1017	2013/07/17	05:11:00	00:01:00.0	49.9	49.9	10.0	59.9	1017	976913.1533
1018	2013/07/17	05:12:00	00:01:00.0	48.6	48.6	10.0	58.6	1018	729482.6786
1019	2013/07/17	05:13:00	00:01:00.0	48.3	48.3	10.0	58.3	1019	671782.2833
1020	2013/07/17	05:14:00	00:01:00.0	47.4	47.4	10.0	57.4	1020	544974.9895
1021	2013/07/17	05:15:00	00:01:00.0	46.3	46.3	10.0	56.3	1021	430287.3168
1022	2013/07/17	05:16:00	00:01:00.0	46.3	46.3	10.0	56.3	1022	421936.9642
1023	2013/07/17	05:17:00	00:01:00.0	57.4	57.4	10.0	67.4	1023	5454855.096
1024	2013/07/17	05:18:00	00:01:00.0	46.4	46.4	10.0	56.4	1024	438492.3807
1025	2013/07/17	05:19:00	00:01:00.0	46.1	46.1	10.0	56.1	1025	410271.9477
1026	2013/07/17	05:20:00	00:01:00.0	46.3	46.3	10.0	56.3	1026	425133.3371
1027	2013/07/17	05:21:00	00:01:00.0	46.0	46.0	10.0	56.0	1027	398198.7983
1028	2013/07/17	05:22:00	00:01:00.0	44.9	44.9	10.0	54.9	1028	311142.958
1029	2013/07/17	05:23:00	00:01:00.0	46.0	46.0	10.0	56.0	1029	400016.1118
1030	2013/07/17	05:24:00	00:01:00.0	47.5	47.5	10.0	57.5	1030	557481.3155
1031	2013/07/17	05:25:00	00:01:00.0	47.7	47.7	10.0	57.7	1031	594673.5753
1032	2013/07/17	05:26:00	00:01:00.0	47.7	47.7	10.0	57.7	1032	584661.9503
1033	2013/07/17	05:27:00	00:01:00.0	47.7	47.7	10.0	57.7	1033	585613.8142
1034	2013/07/17	05:28:00	00:01:00.0	47.1	47.1	10.0	57.1	1034	514346.3304
1035	2013/07/17	05:29:00	00:01:00.0	44.3	44.3	10.0	54.3	1035	267738.2019

Location 7 - Blackburn Lane

Record #	Date	Time	Duration	LAeq	Base Leq	Penalty	Base+Penalty	count	10 ^{^(leq/10)}
1036	2013/07/17	05:30:00	00:01:00.0	44.7	44.7	10.0	54.7	1036	292544.1935
1037	2013/07/17	05:31:00	00:01:00.0	44.6	44.6	10.0	54.6	1037	287306.9794
1038	2013/07/17	05:32:00	00:01:00.0	45.0	45.0	10.0	55.0	1038	317309.2794
1039	2013/07/17	05:33:00	00:01:00.0	45.3	45.3	10.0	55.3	1039	340638.4761
1040	2013/07/17	05:34:00	00:01:00.0	44.2	44.2	10.0	54.2	1040	265430.3482
1041	2013/07/17	05:35:00	00:01:00.0	44.8	44.8	10.0	54.8	1041	300552.8937
1042	2013/07/17	05:36:00	00:01:00.0	43.7	43.7	10.0	53.7	1042	234582.1446
1043	2013/07/17	05:37:00	00:01:00.0	58.8	58.8	10.0	68.8	1043	7637334.605
1044	2013/07/17	05:38:00	00:01:00.0	44.2	44.2	10.0	54.2	1044	263852.6994
1045	2013/07/17	05:39:00	00:01:00.0	44.6	44.6	10.0	54.6	1045	286916.3382
1046	2013/07/17	05:40:00	00:01:00.0	45.2	45.2	10.0	55.2	1046	334950.4342
1047	2013/07/17	05:41:00	00:01:00.0	44.5	44.5	10.0	54.5	1047	284069.6494
1048	2013/07/17	05:42:00	00:01:00.0	45.2	45.2	10.0	55.2	1048	328900.8897
1049	2013/07/17	05:43:00	00:01:00.0	44.8	44.8	10.0	54.8	1049	299851.2218
1050	2013/07/17	05:44:00	00:01:00.0	44.0	44.0	10.0	54.0	1050	250982.4335
1051	2013/07/17	05:45:00	00:01:00.0	45.8	45.8	10.0	55.8	1051	382194.2636
1052	2013/07/17	05:46:00	00:01:00.0	47.1	47.1	10.0	57.1	1052	512705.8117
1053	2013/07/17	05:47:00	00:01:00.0	46.1	46.1	10.0	56.1	1053	411132.6901
1054	2013/07/17	05:48:00	00:01:00.0	44.4	44.4	10.0	54.4	1054	274529.0664
1055	2013/07/17	05:49:00	00:01:00.0	45.0	45.0	10.0	55.0	1055	315024.8423
1056	2013/07/17	05:50:00	00:01:00.0	45.0	45.0	10.0	55.0	1056	315339.6156
1057	2013/07/17	05:51:00	00:01:00.0	44.1	44.1	10.0	54.1	1057	256570.305
1058	2013/07/17	05:52:00	00:01:00.0	43.8	43.8	10.0	53.8	1058	241915.424
1059	2013/07/17	05:53:00	00:01:00.0	44.1	44.1	10.0	54.1	1059	254947.2147
1060	2013/07/17	05:54:00	00:01:00.0	45.6	45.6	10.0	55.6	1060	364859.9209
1061	2013/07/17	05:55:00	00:01:00.0	46.9	46.9	10.0	56.9	1061	493147.8481
1062	2013/07/17	05:56:00	00:01:00.0	46.2	46.2	10.0	56.2	1062	420635.5215
1063	2013/07/17	05:57:00	00:01:00.0	48.3	48.3	10.0	58.3	1063	680923.9382
1064	2013/07/17	05:58:00	00:01:00.0	48.1	48.1	10.0	58.1	1064	645474.8169
1065	2013/07/17	05:59:00	00:01:00.0	49.0	49.0	10.0	59.0	1065	802057.8684
1066	2013/07/17	06:00:00	00:01:00.0	46.3	46.3	10.0	56.3	1066	431429.104
1067	2013/07/17	06:01:00	00:01:00.0	46.1	46.1	10.0	56.1	1067	410090.722
1068	2013/07/17	06:02:00	00:01:00.0	47.5	47.5	10.0	57.5	1068	560262.2256
1069	2013/07/17	06:03:00	00:01:00.0	47.0	47.0	10.0	57.0	1069	502572.7759
1070	2013/07/17	06:04:00	00:01:00.0	46.0	46.0	10.0	56.0	1070	400902.1694
1071	2013/07/17	06:05:00	00:01:00.0	45.9	45.9	10.0	55.9	1071	386768.5674
1072	2013/07/17	06:06:00	00:01:00.0	46.1	46.1	10.0	56.1	1072	405065.4981
1073	2013/07/17	06:07:00	00:01:00.0	45.3	45.3	10.0	55.3	1073	337603.4734
1074	2013/07/17	06:08:00	00:01:00.0	46.1	46.1	10.0	56.1	1074	409014.7481
1075	2013/07/17	06:09:00	00:01:00.0	46.1	46.1	10.0	56.1	1075	406928.4472
1076	2013/07/17	06:10:00	00:01:00.0	44.3	44.3	10.0	54.3	1076	266650.1601
1077	2013/07/17	06:11:00	00:01:00.0	45.3	45.3	10.0	55.3	1077	335590.0666
1078	2013/07/17	06:12:00	00:01:00.0	45.2	45.2	10.0	55.2	1078	330279.2012
1079	2013/07/17	06:13:00	00:01:00.0	44.4	44.4	10.0	54.4	1079	274762.8277
1080	2013/07/17	06:14:00	00:01:00.0	44.8	44.8	10.0	54.8	1080	302567.5666

Location 7 - Blackburn Lane

Record #	Date	Time	Duration	LAeq	Base Leq	Penalty	Base+Penalty	count	10 ^{^(leq/10)}
1081	2013/07/17	06:15:00	00:01:00.0	45.2	45.2	10.0	55.2	1081	332697.6346
1082	2013/07/17	06:16:00	00:01:00.0	45.5	45.5	10.0	55.5	1082	357540.8375
1083	2013/07/17	06:17:00	00:01:00.0	46.9	46.9	10.0	56.9	1083	489743.7159
1084	2013/07/17	06:18:00	00:01:00.0	48.2	48.2	10.0	58.2	1084	660897.8722
1085	2013/07/17	06:19:00	00:01:00.0	46.4	46.4	10.0	56.4	1085	441016.6196
1086	2013/07/17	06:20:00	00:01:00.0	48.4	48.4	10.0	58.4	1086	693738.9205
1087	2013/07/17	06:21:00	00:01:00.0	49.0	49.0	10.0	59.0	1087	790289.7172
1088	2013/07/17	06:22:00	00:01:00.0	48.9	48.9	10.0	58.9	1088	773120.0168
1089	2013/07/17	06:23:00	00:01:00.0	48.3	48.3	10.0	58.3	1089	679574.1681
1090	2013/07/17	06:24:00	00:01:00.0	47.3	47.3	10.0	57.3	1090	534737.9684
1091	2013/07/17	06:25:00	00:01:00.0	46.0	46.0	10.0	56.0	1091	397602.8962
1092	2013/07/17	06:26:00	00:01:00.0	46.7	46.7	10.0	56.7	1092	464083.1929
1093	2013/07/17	06:27:00	00:01:00.0	50.0	50.0	10.0	60.0	1093	999935.003
1094	2013/07/17	06:28:00	00:01:00.0	49.8	49.8	10.0	59.8	1094	945064.7797
1095	2013/07/17	06:29:00	00:01:00.0	48.7	48.7	10.0	58.7	1095	733638.2206
1096	2013/07/17	06:30:00	00:01:00.0	48.2	48.2	10.0	58.2	1096	658872.0989
1097	2013/07/17	06:31:00	00:01:00.0	48.4	48.4	10.0	58.4	1097	698215.011
1098	2013/07/17	06:32:00	00:01:00.0	50.7	50.7	10.0	60.7	1098	1172133.22
1099	2013/07/17	06:33:00	00:01:00.0	47.6	47.6	10.0	57.6	1099	581522.875
1100	2013/07/17	06:34:00	00:01:00.0	44.7	44.7	10.0	54.7	1100	292386.2052
1101	2013/07/17	06:35:00	00:01:00.0	45.1	45.1	10.0	55.1	1101	325452.6356
1102	2013/07/17	06:36:00	00:01:00.0	45.1	45.1	10.0	55.1	1102	326762.533
1103	2013/07/17	06:37:00	00:01:00.0	45.4	45.4	10.0	55.4	1103	346240.2829
1104	2013/07/17	06:38:00	00:01:00.0	45.2	45.2	10.0	55.2	1104	332894.6562
1105	2013/07/17	06:39:00	00:01:00.0	46.9	46.9	10.0	56.9	1105	489562.2159
1106	2013/07/17	06:40:00	00:01:00.0	46.7	46.7	10.0	56.7	1106	464884.071
1107	2013/07/17	06:41:00	00:01:00.0	46.9	46.9	10.0	56.9	1107	488034.6106
1108	2013/07/17	06:42:00	00:01:00.0	47.6	47.6	10.0	57.6	1108	571294.9059
1109	2013/07/17	06:43:00	00:01:00.0	46.9	46.9	10.0	56.9	1109	484666.2001
1110	2013/07/17	06:44:00	00:01:00.0	46.6	46.6	10.0	56.6	1110	459202.7401
1111	2013/07/17	06:45:00	00:01:00.0	46.5	46.5	10.0	56.5	1111	443963.1029
1112	2013/07/17	06:46:00	00:01:00.0	45.7	45.7	10.0	55.7	1112	371494.5036
1113	2013/07/17	06:47:00	00:01:00.0	46.3	46.3	10.0	56.3	1113	425773.4919
1114	2013/07/17	06:48:00	00:01:00.0	46.8	46.8	10.0	56.8	1114	476725.5546
1115	2013/07/17	06:49:00	00:01:00.0	47.4	47.4	10.0	57.4	1115	548152.1707
1116	2013/07/17	06:50:00	00:01:00.0	46.1	46.1	10.0	56.1	1116	403020.227
1117	2013/07/17	06:51:00	00:01:00.0	46.7	46.7	10.0	56.7	1117	469877.3187
1118	2013/07/17	06:52:00	00:01:00.0	46.1	46.1	10.0	56.1	1118	405506.5693
1119	2013/07/17	06:53:00	00:01:00.0	46.4	46.4	10.0	56.4	1119	434171.5497
1120	2013/07/17	06:54:00	00:01:00.0	46.9	46.9	10.0	56.9	1120	487383.034
1121	2013/07/17	06:55:00	00:01:00.0	46.2	46.2	10.0	56.2	1121	418634.4322
1122	2013/07/17	06:56:00	00:01:00.0	45.8	45.8	10.0	55.8	1122	378560.8352
1123	2013/07/17	06:57:00	00:01:00.0	47.0	47.0	10.0	57.0	1123	502690.2134
1124	2013/07/17	06:58:00	00:01:00.0	46.9	46.9	10.0	56.9	1124	487439.5466
1125	2013/07/17	06:59:00	00:01:00.0	48.0	48.0	10.0	58.0	1125	625568.6096

Location 7 - Blackburn Lane

Record #	Date	Time	Duration	LAeq	Base Leq	Penalty	Base+Penalty	count	10 ^{^(leq/10)}
1126	2013/07/17	07:00:00	00:01:00.0	46.8	46.8	0.0	46.8	1126	47818.37383
1127	2013/07/17	07:01:00	00:01:00.0	46.6	46.6	0.0	46.6	1127	45667.14715
1128	2013/07/17	07:02:00	00:01:00.0	46.7	46.7	0.0	46.7	1128	47256.47952
1129	2013/07/17	07:03:00	00:01:00.0	46.5	46.5	0.0	46.5	1129	44280.56463
1130	2013/07/17	07:04:00	00:01:00.0	47.3	47.3	0.0	47.3	1130	54024.51368
1131	2013/07/17	07:05:00	00:01:00.0	47.1	47.1	0.0	47.1	1131	50958.45624
1132	2013/07/17	07:06:00	00:01:00.0	46.6	46.6	0.0	46.6	1132	46149.25919
1133	2013/07/17	07:07:00	00:01:00.0	46.3	46.3	0.0	46.3	1133	42660.1926
1134	2013/07/17	07:08:00	00:01:00.0	45.9	45.9	0.0	45.9	1134	39073.2606
1135	2013/07/17	07:09:00	00:01:00.0	45.7	45.7	0.0	45.7	1135	37068.84189
1136	2013/07/17	07:10:00	00:01:00.0	45.5	45.5	0.0	45.5	1136	35403.97682
1137	2013/07/17	07:11:00	00:01:00.0	45.9	45.9	0.0	45.9	1137	39190.36617
1138	2013/07/17	07:12:00	00:01:00.0	45.3	45.3	0.0	45.3	1138	34082.61295
1139	2013/07/17	07:13:00	00:01:00.0	45.9	45.9	0.0	45.9	1139	38735.91194
1140	2013/07/17	07:14:00	00:01:00.0	45.3	45.3	0.0	45.3	1140	33674.46029
1141	2013/07/17	07:15:00	00:01:00.0	44.5	44.5	0.0	44.5	1141	27954.29326
1142	2013/07/17	07:16:00	00:01:00.0	44.4	44.4	0.0	44.4	1142	27558.99441
1143	2013/07/17	07:17:00	00:01:00.0	45.3	45.3	0.0	45.3	1143	33971.48864
1144	2013/07/17	07:18:00	00:01:00.0	46.0	46.0	0.0	46.0	1144	39536.67312
1145	2013/07/17	07:19:00	00:01:00.0	46.6	46.6	0.0	46.6	1145	45253.74505
1146	2013/07/17	07:20:00	00:01:00.0	45.7	45.7	0.0	45.7	1146	37466.92675
1147	2013/07/17	07:21:00	00:01:00.0	45.1	45.1	0.0	45.1	1147	32278.61913
1148	2013/07/17	07:22:00	00:01:00.0	45.5	45.5	0.0	45.5	1148	35589.67986
1149	2013/07/17	07:23:00	00:01:00.0	45.6	45.6	0.0	45.6	1149	36067.2379
1150	2013/07/17	07:24:00	00:01:00.0	46.8	46.8	0.0	46.8	1150	47761.41099
1151	2013/07/17	07:25:00	00:01:00.0	45.6	45.6	0.0	45.6	1151	36507.21409
1152	2013/07/17	07:26:00	00:01:00.0	44.8	44.8	0.0	44.8	1152	30168.01516
1153	2013/07/17	07:27:00	00:01:00.0	44.2	44.2	0.0	44.2	1153	26430.31602
1154	2013/07/17	07:28:00	00:01:00.0	44.3	44.3	0.0	44.3	1154	26899.34275
1155	2013/07/17	07:29:00	00:01:00.0	44.8	44.8	0.0	44.8	1155	30388.35662
1156	2013/07/17	07:30:00	00:01:00.0	44.2	44.2	0.0	44.2	1156	26290.37331
1157	2013/07/17	07:31:00	00:01:00.0	44.5	44.5	0.0	44.5	1157	28105.53686
1158	2013/07/17	07:32:00	00:01:00.0	44.8	44.8	0.0	44.8	1158	29949.21876
1159	2013/07/17	07:33:00	00:01:00.0	43.5	43.5	0.0	43.5	1159	22385.75628
1160	2013/07/17	07:34:00	00:01:00.0	53.5	53.5	0.0	53.5	1160	222781.451
1161	2013/07/17	07:35:00	00:01:00.0	44.0	44.0	0.0	44.0	1161	24932.94213
1162	2013/07/17	07:36:00	00:01:00.0	43.9	43.9	0.0	43.9	1162	24460.16579
1163	2013/07/17	07:37:00	00:01:00.0	43.9	43.9	0.0	43.9	1163	24755.59247
1164	2013/07/17	07:38:00	00:01:00.0	43.9	43.9	0.0	43.9	1164	24743.67936
1165	2013/07/17	07:39:00	00:01:00.0	44.3	44.3	0.0	44.3	1165	26727.43741
1166	2013/07/17	07:40:00	00:01:00.0	46.2	46.2	0.0	46.2	1166	41318.06591
1167	2013/07/17	07:41:00	00:01:00.0	54.1	54.1	0.0	54.1	1167	258807.7151
1168	2013/07/17	07:42:00	00:01:00.0	43.5	43.5	0.0	43.5	1168	22468.76928
1169	2013/07/17	07:43:00	00:01:00.0	41.8	41.8	0.0	41.8	1169	15231.48719
1170	2013/07/17	07:44:00	00:01:00.0	42.0	42.0	0.0	42.0	1170	15829.07886

Location 7 - Blackburn Lane

Record #	Date	Time	Duration	LAeq	Base Leq	Penalty	Base+Penalty	count	10 ^{^(leq/10)}
1171	2013/07/17	07:45:00	00:01:00.0	43.7	43.7	0.0	43.7	1171	23627.59788
1172	2013/07/17	07:46:00	00:01:00.0	44.9	44.9	0.0	44.9	1172	30962.14168
1173	2013/07/17	07:47:00	00:01:00.0	46.0	46.0	0.0	46.0	1173	39631.87196
1174	2013/07/17	07:48:00	00:01:00.0	46.4	46.4	0.0	46.4	1174	44089.88736
1175	2013/07/17	07:49:00	00:01:00.0	58.8	58.8	0.0	58.8	1175	751761.9187
1176	2013/07/17	07:50:00	00:01:00.0	43.6	43.6	0.0	43.6	1176	22665.56326
1177	2013/07/17	07:51:00	00:01:00.0	43.6	43.6	0.0	43.6	1177	22717.30514
1178	2013/07/17	07:52:00	00:01:00.0	43.6	43.6	0.0	43.6	1178	22972.30262
1179	2013/07/17	07:53:00	00:01:00.0	55.6	55.6	0.0	55.6	1179	360060.8356
1180	2013/07/17	07:54:00	00:01:00.0	43.0	43.0	0.0	43.0	1180	20173.23834
1181	2013/07/17	07:55:00	00:01:00.0	41.8	41.8	0.0	41.8	1181	15035.21101
1182	2013/07/17	07:56:00	00:01:00.0	41.4	41.4	0.0	41.4	1182	13663.9375
1183	2013/07/17	07:57:00	00:01:00.0	40.7	40.7	0.0	40.7	1183	11642.32336
1184	2013/07/17	07:58:00	00:01:00.0	41.2	41.2	0.0	41.2	1184	13048.80771
1185	2013/07/17	07:59:00	00:01:00.0	42.2	42.2	0.0	42.2	1185	16647.61429
1186	2013/07/17	08:00:00	00:01:00.0	41.9	41.9	0.0	41.9	1186	15634.84947
1187	2013/07/17	08:01:00	00:01:00.0	41.6	41.6	0.0	41.6	1187	14299.5591
1188	2013/07/17	08:02:00	00:01:00.0	41.3	41.3	0.0	41.3	1188	13382.09078
1189	2013/07/17	08:03:00	00:01:00.0	42.2	42.2	0.0	42.2	1189	16709.02567
1190	2013/07/17	08:04:00	00:01:00.0	43.5	43.5	0.0	43.5	1190	22409.73819
1191	2013/07/17	08:05:00	00:01:00.0	43.0	43.0	0.0	43.0	1191	19861.41811
1192	2013/07/17	08:06:00	00:01:00.0	43.6	43.6	0.0	43.6	1192	23013.86671
1193	2013/07/17	08:07:00	00:01:00.0	43.9	43.9	0.0	43.9	1193	24314.8023
1194	2013/07/17	08:08:00	00:01:00.0	43.6	43.6	0.0	43.6	1194	22806.51513
1195	2013/07/17	08:09:00	00:01:00.0	43.0	43.0	0.0	43.0	1195	19758.21728
1196	2013/07/17	08:10:00	00:01:00.0	43.2	43.2	0.0	43.2	1196	20885.64394
1197	2013/07/17	08:11:00	00:01:00.0	43.9	43.9	0.0	43.9	1197	24502.67852
1198	2013/07/17	08:12:00	00:01:00.0	47.3	47.3	0.0	47.3	1198	54075.2176
1199	2013/07/17	08:13:00	00:01:00.0	47.3	47.3	0.0	47.3	1199	53275.90527
1200	2013/07/17	08:14:00	00:01:00.0	44.4	44.4	0.0	44.4	1200	27244.29976
1201	2013/07/17	08:15:00	00:01:00.0	42.7	42.7	0.0	42.7	1201	18489.52745
1202	2013/07/17	08:16:00	00:01:00.0	59.7	59.7	0.0	59.7	1202	941188.6505
1203	2013/07/17	08:17:00	00:01:00.0	42.8	42.8	0.0	42.8	1203	18887.63568
1204	2013/07/17	08:18:00	00:01:00.0	43.5	43.5	0.0	43.5	1204	22510.94477
1205	2013/07/17	08:19:00	00:01:00.0	41.7	41.7	0.0	41.7	1205	14908.2945
1206	2013/07/17	08:20:00	00:01:00.0	42.4	42.4	0.0	42.4	1206	17495.02556
1207	2013/07/17	08:21:00	00:01:00.0	41.4	41.4	0.0	41.4	1207	13867.95441
1208	2013/07/17	08:22:00	00:01:00.0	42.2	42.2	0.0	42.2	1208	16629.76953
1209	2013/07/17	08:23:00	00:01:00.0	43.1	43.1	0.0	43.1	1209	20630.81805
1210	2013/07/17	08:24:00	00:01:00.0	43.6	43.6	0.0	43.6	1210	23088.25515
1211	2013/07/17	08:25:00	00:01:00.0	46.6	46.6	0.0	46.6	1211	45738.44253
1212	2013/07/17	08:26:00	00:01:00.0	51.4	51.4	0.0	51.4	1212	138310.0957
1213	2013/07/17	08:27:00	00:01:00.0	42.1	42.1	0.0	42.1	1213	16353.28923
1214	2013/07/17	08:28:00	00:01:00.0	42.8	42.8	0.0	42.8	1214	19263.51294
1215	2013/07/17	08:29:00	00:01:00.0	43.6	43.6	0.0	43.6	1215	22700.60968

Location 7 - Blackburn Lane

Record #	Date	Time	Duration	LAeq	Base Leq	Penalty	Base+Penalty	count	10 ^{^(leq/10)}
1216	2013/07/17	08:30:00	00:01:00.0	42.2	42.2	0.0	42.2	1216	16472.35435
1217	2013/07/17	08:31:00	00:01:00.0	42.9	42.9	0.0	42.9	1217	19290.13022
1218	2013/07/17	08:32:00	00:01:00.0	43.4	43.4	0.0	43.4	1218	21646.69594
1219	2013/07/17	08:33:00	00:01:00.0	47.8	47.8	0.0	47.8	1219	60171.1132
1220	2013/07/17	08:34:00	00:01:00.0	54.6	54.6	0.0	54.6	1220	287613.0035
1221	2013/07/17	08:35:00	00:01:00.0	46.8	46.8	0.0	46.8	1221	47704.3903
1222	2013/07/17	08:36:00	00:01:00.0	56.1	56.1	0.0	56.1	1222	407470.3176
1223	2013/07/17	08:37:00	00:01:00.0	42.1	42.1	0.0	42.1	1223	16171.4375
1224	2013/07/17	08:38:00	00:01:00.0	41.8	41.8	0.0	41.8	1224	15048.10601
1225	2013/07/17	08:39:00	00:01:00.0	43.7	43.7	0.0	43.7	1225	23269.33141
1226	2013/07/17	08:40:00	00:01:00.0	47.3	47.3	0.0	47.3	1226	54166.53802
1227	2013/07/17	08:41:00	00:01:00.0	55.9	55.9	0.0	55.9	1227	385552.2318
1228	2013/07/17	08:42:00	00:01:00.0	50.3	50.3	0.0	50.3	1228	106045.1844
1229	2013/07/17	08:43:00	00:01:00.0	51.0	51.0	0.0	51.0	1229	124746.9811
1230	2013/07/17	08:44:00	00:01:00.0	45.6	45.6	0.0	45.6	1230	36275.08673
1231	2013/07/17	08:45:00	00:01:00.0	44.8	44.8	0.0	44.8	1231	30094.65047
1232	2013/07/17	08:46:00	00:01:00.0	41.8	41.8	0.0	41.8	1232	14968.27182
1233	2013/07/17	08:47:00	00:01:00.0	44.3	44.3	0.0	44.3	1233	26835.76556
1234	2013/07/17	08:48:00	00:01:00.0	45.5	45.5	0.0	45.5	1234	35803.17232
1235	2013/07/17	08:49:00	00:01:00.0	44.8	44.8	0.0	44.8	1235	29911.70305
1236	2013/07/17	08:50:00	00:01:00.0	56.5	56.5	0.0	56.5	1236	448960.7018
1237	2013/07/17	08:51:00	00:01:00.0	45.1	45.1	0.0	45.1	1237	32635.06361
1238	2013/07/17	08:52:00	00:01:00.0	44.1	44.1	0.0	44.1	1238	25755.61279
1239	2013/07/17	08:53:00	00:01:00.0	54.2	54.2	0.0	54.2	1239	265804.3431
1240	2013/07/17	08:54:00	00:01:00.0	58.1	58.1	0.0	58.1	1240	646843.7824
1241	2013/07/17	08:55:00	00:01:00.0	46.5	46.5	0.0	46.5	1241	44645.33409
1242	2013/07/17	08:56:00	00:01:00.0	48.4	48.4	0.0	48.4	1242	69170.84732
1243	2013/07/17	08:57:00	00:01:00.0	45.1	45.1	0.0	45.1	1243	32499.75684
1244	2013/07/17	08:58:00	00:01:00.0	52.0	52.0	0.0	52.0	1244	158545.5708
1245	2013/07/17	08:59:00	00:01:00.0	43.3	43.3	0.0	43.3	1245	21423.3797
1246	2013/07/17	09:00:00	00:01:00.0	42.9	42.9	0.0	42.9	1246	19432.55781
1247	2013/07/17	09:01:00	00:01:00.0	41.5	41.5	0.0	41.5	1247	14017.43739
1248	2013/07/17	09:02:00	00:01:00.0	42.8	42.8	0.0	42.8	1248	19178.48986
1249	2013/07/17	09:03:00	00:01:00.0	43.8	43.8	0.0	43.8	1249	24259.08096
1250	2013/07/17	09:04:00	00:01:00.0	47.9	47.9	0.0	47.9	1250	60955.22098
1251	2013/07/17	09:05:00	00:01:00.0	43.1	43.1	0.0	43.1	1251	20358.41903
1252	2013/07/17	09:06:00	00:01:00.0	48.3	48.3	0.0	48.3	1252	67857.38783
1253	2013/07/17	09:07:00	00:01:00.0	57.3	57.3	0.0	57.3	1253	533147.1309
1254	2013/07/17	09:08:00	00:01:00.0	47.9	47.9	0.0	47.9	1254	61461.12992
1255	2013/07/17	09:09:00	00:01:00.0	51.6	51.6	0.0	51.6	1255	144550.7824
1256	2013/07/17	09:10:00	00:01:00.0	44.5	44.5	0.0	44.5	1256	28073.43746
1257	2013/07/17	09:11:00	00:01:00.0	44.4	44.4	0.0	44.4	1257	27634.38078
1258	2013/07/17	09:12:00	00:01:00.0	40.5	40.5	0.0	40.5	1258	11327.80627
1259	2013/07/17	09:13:00	00:01:00.0	41.0	41.0	0.0	41.0	1259	12693.13885
1260	2013/07/17	09:14:00	00:01:00.0	42.2	42.2	0.0	42.2	1260	16666.50291

Location 7 - Blackburn Lane

Record #	Date	Time	Duration	LAeq	Base Leq	Penalty	Base+Penalty	count	10 ^{^(leq/10)}
1261	2013/07/17	09:15:00	00:01:00.0	43.2	43.2	0.0	43.2	1261	20737.37441
1262	2013/07/17	09:16:00	00:01:00.0	45.5	45.5	0.0	45.5	1262	35867.57341
1263	2013/07/17	09:17:00	00:01:00.0	49.7	49.7	0.0	49.7	1263	93560.18669
1264	2013/07/17	09:18:00	00:01:00.0	45.5	45.5	0.0	45.5	1264	35245.42383
1265	2013/07/17	09:19:00	00:01:00.0	46.3	46.3	0.0	46.3	1265	42883.12769
1266	2013/07/17	09:20:00	00:01:00.0	46.8	46.8	0.0	46.8	1266	48213.89591
1267	2013/07/17	09:21:00	00:01:00.0	60.5	60.5	0.0	60.5	1267	1114064.862
1268	2013/07/17	09:22:00	00:01:00.0	53.3	53.3	0.0	53.3	1268	212718.7194
1269	2013/07/17	09:23:00	00:01:00.0	51.0	51.0	0.0	51.0	1269	126535.4293
1270	2013/07/17	09:24:00	00:01:00.0	49.2	49.2	0.0	49.2	1270	83063.29973
1271	2013/07/17	09:25:00	00:01:00.0	43.6	43.6	0.0	43.6	1271	22682.09348
1272	2013/07/17	09:26:00	00:01:00.0	56.1	56.1	0.0	56.1	1272	403040.4054
1273	2013/07/17	09:27:00	00:01:00.0	44.2	44.2	0.0	44.2	1273	26291.15847
1274	2013/07/17	09:28:00	00:01:00.0	50.1	50.1	0.0	50.1	1274	102715.8577
1275	2013/07/17	09:29:00	00:01:00.0	48.0	48.0	0.0	48.0	1275	62714.53989
1276	2013/07/17	09:30:00	00:01:00.0	50.4	50.4	0.0	50.4	1276	108685.8151
1277	2013/07/17	09:31:00	00:01:00.0	53.2	53.2	0.0	53.2	1277	211240.8881
1278	2013/07/17	09:32:00	00:01:00.0	50.9	50.9	0.0	50.9	1278	123993.8635
1279	2013/07/17	09:33:00	00:01:00.0	58.3	58.3	0.0	58.3	1279	682163.1331
1280	2013/07/17	09:34:00	00:01:00.0	45.2	45.2	0.0	45.2	1280	33250.80311
1281	2013/07/17	09:35:00	00:01:00.0	42.3	42.3	0.0	42.3	1281	16887.41185
1282	2013/07/17	09:36:00	00:01:00.0	47.6	47.6	0.0	47.6	1282	57604.35554
1283	2013/07/17	09:37:00	00:01:00.0	45.6	45.6	0.0	45.6	1283	36246.67623
1284	2013/07/17	09:38:00	00:01:00.0	43.2	43.2	0.0	43.2	1284	20966.90597
1285	2013/07/17	09:39:00	00:01:00.0	41.8	41.8	0.0	41.8	1285	14978.84625
1286	2013/07/17	09:40:00	00:01:00.0	43.8	43.8	0.0	43.8	1286	23821.46045
1287	2013/07/17	09:41:00	00:01:00.0	43.6	43.6	0.0	43.6	1287	22695.76491
1288	2013/07/17	09:42:00	00:01:00.0	43.5	43.5	0.0	43.5	1288	22418.63711
1289	2013/07/17	09:43:00	00:01:00.0	45.6	45.6	0.0	45.6	1289	36413.09156
1290	2013/07/17	09:44:00	00:01:00.0	46.0	46.0	0.0	46.0	1290	40168.15053
1291	2013/07/17	09:45:00	00:01:00.0	46.9	46.9	0.0	46.9	1291	49247.04113
1292	2013/07/17	09:46:00	00:01:00.0	47.8	47.8	0.0	47.8	1292	59676.71396
1293	2013/07/17	09:47:00	00:01:00.0	46.1	46.1	0.0	46.1	1293	41047.45251
1294	2013/07/17	09:48:00	00:01:00.0	49.1	49.1	0.0	49.1	1294	81614.69107
1295	2013/07/17	09:49:00	00:01:00.0	49.6	49.6	0.0	49.6	1295	91760.47217
1296	2013/07/17	09:50:00	00:01:00.0	50.5	50.5	0.0	50.5	1296	111032.1334
1297	2013/07/17	09:51:00	00:01:00.0	47.4	47.4	0.0	47.4	1297	54929.88057
1298	2013/07/17	09:52:00	00:01:00.0	46.1	46.1	0.0	46.1	1298	40851.38805
1299	2013/07/17	09:53:00	00:01:00.0	45.9	45.9	0.0	45.9	1299	39265.58477
1300	2013/07/17	09:54:00	00:01:00.0	48.9	48.9	0.0	48.9	1300	78443.47212
1301	2013/07/17	09:55:00	00:01:00.0	46.5	46.5	0.0	46.5	1301	44729.41162
1302	2013/07/17	09:56:00	00:01:00.0	44.3	44.3	0.0	44.3	1302	27215.09631
1303	2013/07/17	09:57:00	00:01:00.0	44.8	44.8	0.0	44.8	1303	30119.98502
1304	2013/07/17	09:58:00	00:01:00.0	55.1	55.1	0.0	55.1	1304	323008.2674
1305	2013/07/17	09:59:00	00:01:00.0	47.4	47.4	0.0	47.4	1305	54715.54546

Location 7 - Blackburn Lane

Record #	Date	Time	Duration	LAeq	Base Leq	Penalty	Base+Penalty	count	10 ^{^(leq/10)}
1306	2013/07/17	10:00:00	00:01:00.0	49.7	49.7	0.0	49.7	1306	94054.65171
1307	2013/07/17	10:01:00	00:01:00.0	48.6	48.6	0.0	48.6	1307	73171.1412
1308	2013/07/17	10:02:00	00:01:00.0	50.3	50.3	0.0	50.3	1308	106690.3156
1309	2013/07/17	10:03:00	00:01:00.0	43.4	43.4	0.0	43.4	1309	21784.00948
1310	2013/07/17	10:04:00	00:01:00.0	44.6	44.6	0.0	44.6	1310	28861.38912
1311	2013/07/17	10:05:00	00:01:00.0	46.4	46.4	0.0	46.4	1311	44060.6968
1312	2013/07/17	10:06:00	00:01:00.0	43.8	43.8	0.0	43.8	1312	23991.10645
1313	2013/07/17	10:07:00	00:01:00.0	45.1	45.1	0.0	45.1	1313	32263.39745
1314	2013/07/17	10:08:00	00:01:00.0	47.5	47.5	0.0	47.5	1314	56758.01205
1315	2013/07/17	10:09:00	00:01:00.0	44.3	44.3	0.0	44.3	1315	26835.55342
1316	2013/07/17	10:10:00	00:01:00.0	41.8	41.8	0.0	41.8	1316	15187.46768
1317	2013/07/17	10:11:00	00:01:00.0	41.7	41.7	0.0	41.7	1317	14936.30468
1318	2013/07/17	10:12:00	00:01:00.0	45.3	45.3	0.0	45.3	1318	33889.4995
1319	2013/07/17	10:13:00	00:01:00.0	50.6	50.6	0.0	50.6	1319	114025.8721
1320	2013/07/17	10:14:00	00:01:00.0	50.7	50.7	0.0	50.7	1320	118223.2215
1321	2013/07/17	10:15:00	00:01:00.0	46.5	46.5	0.0	46.5	1321	44358.53902
1322	2013/07/17	10:16:00	00:01:00.0	53.8	53.8	0.0	53.8	1322	240674.4864
1323	2013/07/17	10:17:00	00:01:00.0	43.3	43.3	0.0	43.3	1323	21451.17246
1324	2013/07/17	10:18:00	00:01:00.0	50.1	50.1	0.0	50.1	1324	102726.1435
1325	2013/07/17	10:19:00	00:01:00.0	47.5	47.5	0.0	47.5	1325	56640.92544
1326	2013/07/17	10:20:00	00:01:00.0	44.0	44.0	0.0	44.0	1326	25243.87767
1327	2013/07/17	10:21:00	00:01:00.0	43.9	43.9	0.0	43.9	1327	24288.71767
1328	2013/07/17	10:22:00	00:01:00.0	45.7	45.7	0.0	45.7	1328	36959.63394
1329	2013/07/17	10:23:00	00:01:00.0	44.3	44.3	0.0	44.3	1329	26855.50228
1330	2013/07/17	10:24:00	00:01:00.0	43.2	43.2	0.0	43.2	1330	21073.77284
1331	2013/07/17	10:25:00	00:01:00.0	47.4	47.4	0.0	47.4	1331	55178.77815
1332	2013/07/17	10:26:00	00:01:00.0	55.0	55.0	0.0	55.0	1332	316549.8583
1333	2013/07/17	10:27:00	00:01:00.0	49.4	49.4	0.0	49.4	1333	86545.78892
1334	2013/07/17	10:28:00	00:01:00.0	52.3	52.3	0.0	52.3	1334	169810.3142
1335	2013/07/17	10:29:00	00:01:00.0	47.2	47.2	0.0	47.2	1335	52278.548
1336	2013/07/17	10:30:00	00:01:00.0	44.9	44.9	0.0	44.9	1336	30577.33474
1337	2013/07/17	10:31:00	00:01:00.0	43.1	43.1	0.0	43.1	1337	20406.93739
1338	2013/07/17	10:32:00	00:01:00.0	42.8	42.8	0.0	42.8	1338	19252.56853
1339	2013/07/17	10:33:00	00:01:00.0	43.2	43.2	0.0	43.2	1339	20912.48193
1340	2013/07/17	10:34:00	00:01:00.0	44.6	44.6	0.0	44.6	1340	28761.42667
1341	2013/07/17	10:35:00	00:01:00.0	44.7	44.7	0.0	44.7	1341	29766.84168
1342	2013/07/17	10:36:00	00:01:00.0	56.8	56.8	0.0	56.8	1342	475223.8117
1343	2013/07/17	10:37:00	00:01:00.0	53.8	53.8	0.0	53.8	1343	238547.5281
1344	2013/07/17	10:38:00	00:01:00.0	41.3	41.3	0.0	41.3	1344	13623.70631
1345	2013/07/17	10:39:00	00:01:00.0	40.4	40.4	0.0	40.4	1345	11016.84956
1346	2013/07/17	10:40:00	00:01:00.0	45.4	45.4	0.0	45.4	1346	34301.46371
1347	2013/07/17	10:41:00	00:01:00.0	44.7	44.7	0.0	44.7	1347	29602.86158
1348	2013/07/17	10:42:00	00:01:00.0	43.8	43.8	0.0	43.8	1348	23904.8416
1349	2013/07/17	10:43:00	00:01:00.0	47.0	47.0	0.0	47.0	1349	50157.47823
1350	2013/07/17	10:44:00	00:01:00.0	45.0	45.0	0.0	45.0	1350	31874.25876

Location 7 - Blackburn Lane

Record #	Date	Time	Duration	LAeq	Base Leq	Penalty	Base+Penalty	count	10 ^{^(leq/10)}
1351	2013/07/17	10:45:00	00:01:00.0	47.5	47.5	0.0	47.5	1351	56272.03062
1352	2013/07/17	10:46:00	00:01:00.0	46.8	46.8	0.0	46.8	1352	47823.45635
1353	2013/07/17	10:47:00	00:01:00.0	47.0	47.0	0.0	47.0	1353	49715.08539
1354	2013/07/17	10:48:00	00:01:00.0	43.5	43.5	0.0	43.5	1354	22461.33011
1355	2013/07/17	10:49:00	00:01:00.0	42.0	42.0	0.0	42.0	1355	15923.45958
1356	2013/07/17	10:50:00	00:01:00.0	43.8	43.8	0.0	43.8	1356	23853.26518
1357	2013/07/17	10:51:00	00:01:00.0	44.4	44.4	0.0	44.4	1357	27766.84006
1358	2013/07/17	10:52:00	00:01:00.0	48.1	48.1	0.0	48.1	1358	63865.14474
1359	2013/07/17	10:53:00	00:01:00.0	42.2	42.2	0.0	42.2	1359	16567.06321
1360	2013/07/17	10:54:00	00:01:00.0	41.0	41.0	0.0	41.0	1360	12726.23939
1361	2013/07/17	10:55:00	00:01:00.0	47.7	47.7	0.0	47.7	1361	58668.00721
1362	2013/07/17	10:56:00	00:01:00.0	44.4	44.4	0.0	44.4	1362	27691.89501
1363	2013/07/17	10:57:00	00:01:00.0	47.9	47.9	0.0	47.9	1363	61388.9938
1364	2013/07/17	10:58:00	00:01:00.0	47.2	47.2	0.0	47.2	1364	52378.56487
1365	2013/07/17	10:59:00	00:01:00.0	44.9	44.9	0.0	44.9	1365	30925.42153
1366	2013/07/17	11:00:00	00:01:00.0	55.1	55.1	0.0	55.1	1366	325811.0238
1367	2013/07/17	11:01:00	00:01:00.0	41.8	41.8	0.0	41.8	1367	15113.6896
1368	2013/07/17	11:02:00	00:01:00.0	42.5	42.5	0.0	42.5	1368	17934.10289
1369	2013/07/17	11:03:00	00:01:00.0	41.9	41.9	0.0	41.9	1369	15442.94909
1370	2013/07/17	11:04:00	00:01:00.0	43.8	43.8	0.0	43.8	1370	23771.21229
1371	2013/07/17	11:05:00	00:01:00.0	44.2	44.2	0.0	44.2	1371	26263.11511
1372	2013/07/17	11:06:00	00:01:00.0	43.9	43.9	0.0	43.9	1372	24523.65024
1373	2013/07/17	11:07:00	00:01:00.0	42.6	42.6	0.0	42.6	1373	18299.13548
1374	2013/07/17	11:08:00	00:01:00.0	46.8	46.8	0.0	46.8	1374	47633.75408
1375	2013/07/17	11:09:00	00:01:00.0	47.2	47.2	0.0	47.2	1375	52712.35071
1376	2013/07/17	11:10:00	00:01:00.0	46.4	46.4	0.0	46.4	1376	43264.80193
1377	2013/07/17	11:11:00	00:01:00.0	47.2	47.2	0.0	47.2	1377	52866.10785
1378	2013/07/17	11:12:00	00:01:00.0	44.7	44.7	0.0	44.7	1378	29699.12174
1379	2013/07/17	11:13:00	00:01:00.0	46.9	46.9	0.0	46.9	1379	49228.74683
1380	2013/07/17	11:14:00	00:01:00.0	52.1	52.1	0.0	52.1	1380	162321.6161
1381	2013/07/17	11:15:00	00:01:00.0	41.0	41.0	0.0	41.0	1381	12455.69064
1382	2013/07/17	11:16:00	00:01:00.0	45.3	45.3	0.0	45.3	1382	34226.37352
1383	2013/07/17	11:17:00	00:01:00.0	56.0	56.0	0.0	56.0	1383	396876.0921
1384	2013/07/17	11:18:00	00:01:00.0	50.1	50.1	0.0	50.1	1384	103489.2521
1385	2013/07/17	11:19:00	00:01:00.0	47.0	47.0	0.0	47.0	1385	49875.6934
1386	2013/07/17	11:20:00	00:01:00.0	49.2	49.2	0.0	49.2	1386	83860.61527
1387	2013/07/17	11:21:00	00:01:00.0	49.4	49.4	0.0	49.4	1387	86797.85393
1388	2013/07/17	11:22:00	00:01:00.0	50.4	50.4	0.0	50.4	1388	110844.7475
1389	2013/07/17	11:23:00	00:01:00.0	47.5	47.5	0.0	47.5	1389	55959.82633
1390	2013/07/17	11:24:00	00:01:00.0	50.7	50.7	0.0	50.7	1390	116228.4848
1391	2013/07/17	11:25:00	00:01:00.0	55.5	55.5	0.0	55.5	1391	356846.2022
1392	2013/07/17	11:26:00	00:01:00.0	47.2	47.2	0.0	47.2	1392	52636.51836
1393	2013/07/17	11:27:00	00:01:00.0	39.9	39.9	0.0	39.9	1393	9788.449001
1394	2013/07/17	11:28:00	00:01:00.0	42.2	42.2	0.0	42.2	1394	16644.82158
1395	2013/07/17	11:29:00	00:01:00.0	41.2	41.2	0.0	41.2	1395	13163.88267

Location 7 - Blackburn Lane

Record #	Date	Time	Duration	LAeq	Base Leq	Penalty	Base+Penalty	count	10 ^{^(leq/10)}
1396	2013/07/17	11:30:00	00:01:00.0	45.1	45.1	0.0	45.1	1396	32151.03073
1397	2013/07/17	11:31:00	00:01:00.0	47.1	47.1	0.0	47.1	1397	51014.48203
1398	2013/07/17	11:32:00	00:01:00.0	41.2	41.2	0.0	41.2	1398	13204.05489
1399	2013/07/17	11:33:00	00:01:00.0	43.9	43.9	0.0	43.9	1399	24268.56504
1400	2013/07/17	11:34:00	00:01:00.0	42.5	42.5	0.0	42.5	1400	17919.17553
1401	2013/07/17	11:35:00	00:01:00.0	41.9	41.9	0.0	41.9	1401	15405.32619
1402	2013/07/17	11:36:00	00:01:00.0	45.0	45.0	0.0	45.0	1402	31666.63813
1403	2013/07/17	11:37:00	00:01:00.0	52.3	52.3	0.0	52.3	1403	171220.7385
1404	2013/07/17	11:38:00	00:01:00.0	40.3	40.3	0.0	40.3	1404	10720.44428
1405	2013/07/17	11:39:00	00:01:00.0	40.6	40.6	0.0	40.6	1405	11472.47943
1406	2013/07/17	11:40:00	00:01:00.0	41.1	41.1	0.0	41.1	1406	12906.19622
1407	2013/07/17	11:41:00	00:01:00.0	43.8	43.8	0.0	43.8	1407	24131.33392
1408	2013/07/17	11:42:00	00:01:00.0	54.6	54.6	0.0	54.6	1408	288955.062
1409	2013/07/17	11:43:00	00:01:00.0	42.7	42.7	0.0	42.7	1409	18496.49597
1410	2013/07/17	11:44:00	00:01:00.0	42.9	42.9	0.0	42.9	1410	19549.42016
1411	2013/07/17	11:45:00	00:01:00.0	43.7	43.7	0.0	43.7	1411	23416.17695
1412	2013/07/17	11:46:00	00:01:00.0	43.4	43.4	0.0	43.4	1412	22023.53939
1413	2013/07/17	11:47:00	00:01:00.0	45.6	45.6	0.0	45.6	1413	36607.721
1414	2013/07/17	11:48:00	00:01:00.0	45.0	45.0	0.0	45.0	1414	31566.08033
1415	2013/07/17	11:49:00	00:01:00.0	46.2	46.2	0.0	46.2	1415	42148.13536
1416	2013/07/17	11:50:00	00:01:00.0	56.1	56.1	0.0	56.1	1416	407336.4819
1417	2013/07/17	11:51:00	00:01:00.0	46.1	46.1	0.0	46.1	1417	40766.3992
1418	2013/07/17	11:52:00	00:01:00.0	42.7	42.7	0.0	42.7	1418	18685.74057
1419	2013/07/17	11:53:00	00:01:00.0	42.7	42.7	0.0	42.7	1419	18700.97798
1420	2013/07/17	11:54:00	00:01:00.0	41.5	41.5	0.0	41.5	1420	14016.74791
1421	2013/07/17	11:55:00	00:01:00.0	40.8	40.8	0.0	40.8	1421	12058.00774
1422	2013/07/17	11:56:00	00:01:00.0	40.6	40.6	0.0	40.6	1422	11409.78072
1423	2013/07/17	11:57:00	00:01:00.0	40.3	40.3	0.0	40.3	1423	10601.14707
1424	2013/07/17	11:58:00	00:01:00.0	40.9	40.9	0.0	40.9	1424	12362.37891
1425	2013/07/17	11:59:00	00:01:00.0	40.6	40.6	0.0	40.6	1425	11512.55512
1426	2013/07/17	12:00:00	00:01:00.0	45.2	45.2	0.0	45.2	1426	33221.8138
1427	2013/07/17	12:01:00	00:01:00.0	41.3	41.3	0.0	41.3	1427	13416.18658
1428	2013/07/17	12:02:00	00:01:00.0	38.9	38.9	0.0	38.9	1428	7809.402333
1429	2013/07/17	12:03:00	00:01:00.0	43.0	43.0	0.0	43.0	1429	19946.73538
1430	2013/07/17	12:04:00	00:01:00.0	45.2	45.2	0.0	45.2	1430	33016.34691
1431	2013/07/17	12:05:00	00:01:00.0	42.3	42.3	0.0	42.3	1431	16953.80253
1432	2013/07/17	12:06:00	00:01:00.0	43.0	43.0	0.0	43.0	1432	20063.92278
1433	2013/07/17	12:07:00	00:01:00.0	41.7	41.7	0.0	41.7	1433	14680.70468
1434	2013/07/17	12:08:00	00:01:00.0	41.4	41.4	0.0	41.4	1434	13899.78368
1435	2013/07/17	12:09:00	00:01:00.0	40.5	40.5	0.0	40.5	1435	11284.11091
1436	2013/07/17	12:10:00	00:01:00.0	45.2	45.2	0.0	45.2	1436	33396.2175
1437	2013/07/17	12:11:00	00:01:00.0	49.2	49.2	0.0	49.2	1437	83502.72885
1438	2013/07/17	12:12:00	00:01:00.0	46.2	46.2	0.0	46.2	1438	41751.88048
1439	2013/07/17	12:13:00	00:01:00.0	40.1	40.1	0.0	40.1	1439	10141.67337
1440	2013/07/17	12:14:00	00:01:00.0	41.8	41.8	0.0	41.8	1440	15156.90947

Location 7 - Blackburn Lane

Record #	Date	Time	Duration	LAeq	Base Leq	Penalty	Base+Penalty	count	$10^{(leq/10)}$
									3498229406
									1440
									2429325.976
									6.385485794
								L_{dn}	63.85485794

Reading #8

General Information

Summary

Filename	831_Data.001
Serial Number	3005
Model	Model 831
Firmware Version	2.205
User	
Location	
Job Description	
Note	
Measurement Description	121713 Soaring Eagle site near Caney Creek - tent area camp
Start	2013/12/17 9:40:00
Stop	2013/12/18 9:40:00
Duration	1 Day 00:00:00.0
Run Time	1 Day 00:00:00.0
Pause	0:00:00.0

Overall Data

Ldn	57.3
LDay 07:00-22:00	52.1
LNight 22:00-07:00	50.7
Lden	57.3
LDay 07:00-19:00	52.6
LEvening 19:00-22:00	49.4
LNight 22:00-07:00	50.7
LCSeq	62.4 dB
LASeq	51.7 dB
LCSeq - LASeq	10.7 dB
LAleq	52.8 dB
LAeq	51.6 dB
LAleq - LAeq	1.2 dB
# Overloads	0
Overload Duration	0.0 s
# OBA Overloads	0
OBA Overload Duration	0.0 s

Location 8 - Soaring Eagle

Record #	Date	Time	Duration	LAeq	Base Leq	Penalty	Base+Penalty	count	10 ^{^(leq/10)}
1	2013/12/17	09:40:00	00:01:00.0	61.0	61.0	0.0	61.0	1	1266061.37
2	2013/12/17	09:41:00	00:01:00.0	56.8	56.8	0.0	56.8	2	478156.4377
3	2013/12/17	09:42:00	00:01:00.0	56.3	56.3	0.0	56.3	3	429517.7438
4	2013/12/17	09:43:00	00:01:00.0	55.9	55.9	0.0	55.9	4	391960.1203
5	2013/12/17	09:44:00	00:01:00.0	55.3	55.3	0.0	55.3	5	337437.1556
6	2013/12/17	09:45:00	00:01:00.0	55.4	55.4	0.0	55.4	6	348603.4618
7	2013/12/17	09:46:00	00:01:00.0	56.7	56.7	0.0	56.7	7	470223.7222
8	2013/12/17	09:47:00	00:01:00.0	54.9	54.9	0.0	54.9	8	305652.7783
9	2013/12/17	09:48:00	00:01:00.0	55.7	55.7	0.0	55.7	9	372706.1
10	2013/12/17	09:49:00	00:01:00.0	55.3	55.3	0.0	55.3	10	337121.0519
11	2013/12/17	09:50:00	00:01:00.0	53.7	53.7	0.0	53.7	11	233599.0895
12	2013/12/17	09:51:00	00:01:00.0	54.9	54.9	0.0	54.9	12	306465.188
13	2013/12/17	09:52:00	00:01:00.0	56.5	56.5	0.0	56.5	13	443562.7922
14	2013/12/17	09:53:00	00:01:00.0	53.5	53.5	0.0	53.5	14	224912.7937
15	2013/12/17	09:54:00	00:01:00.0	56.5	56.5	0.0	56.5	15	442494.9878
16	2013/12/17	09:55:00	00:01:00.0	57.5	57.5	0.0	57.5	16	558234.9413
17	2013/12/17	09:56:00	00:01:00.0	53.6	53.6	0.0	53.6	17	227869.1176
18	2013/12/17	09:57:00	00:01:00.0	55.6	55.6	0.0	55.6	18	366068.5282
19	2013/12/17	09:58:00	00:01:00.0	55.0	55.0	0.0	55.0	19	314850.565
20	2013/12/17	09:59:00	00:01:00.0	54.4	54.4	0.0	54.4	20	277610.3598
21	2013/12/17	10:00:00	00:01:00.0	53.7	53.7	0.0	53.7	21	235107.1261
22	2013/12/17	10:01:00	00:01:00.0	55.0	55.0	0.0	55.0	22	314767.6096
23	2013/12/17	10:02:00	00:01:00.0	54.7	54.7	0.0	54.7	23	296437.3917
24	2013/12/17	10:03:00	00:01:00.0	54.8	54.8	0.0	54.8	24	299270.2439
25	2013/12/17	10:04:00	00:01:00.0	53.4	53.4	0.0	53.4	25	221247.5078
26	2013/12/17	10:05:00	00:01:00.0	55.4	55.4	0.0	55.4	26	343685.6685
27	2013/12/17	10:06:00	00:01:00.0	54.2	54.2	0.0	54.2	27	263945.1876
28	2013/12/17	10:07:00	00:01:00.0	53.2	53.2	0.0	53.2	28	208506.3389
29	2013/12/17	10:08:00	00:01:00.0	54.8	54.8	0.0	54.8	29	304639.6251
30	2013/12/17	10:09:00	00:01:00.0	54.4	54.4	0.0	54.4	30	272889.9065
31	2013/12/17	10:10:00	00:01:00.0	53.1	53.1	0.0	53.1	31	203120.8553
32	2013/12/17	10:11:00	00:01:00.0	54.6	54.6	0.0	54.6	32	290716.5098
33	2013/12/17	10:12:00	00:01:00.0	53.4	53.4	0.0	53.4	33	220504.8374
34	2013/12/17	10:13:00	00:01:00.0	53.3	53.3	0.0	53.3	34	213935.9339
35	2013/12/17	10:14:00	00:01:00.0	54.4	54.4	0.0	54.4	35	277842.596
36	2013/12/17	10:15:00	00:01:00.0	53.2	53.2	0.0	53.2	36	210973.6841
37	2013/12/17	10:16:00	00:01:00.0	50.3	50.3	0.0	50.3	37	107180.9042
38	2013/12/17	10:17:00	00:01:00.0	52.8	52.8	0.0	52.8	38	190713.3136
39	2013/12/17	10:18:00	00:01:00.0	52.0	52.0	0.0	52.0	39	157419.7614
40	2013/12/17	10:19:00	00:01:00.0	53.1	53.1	0.0	53.1	40	205217.6266
41	2013/12/17	10:20:00	00:01:00.0	51.7	51.7	0.0	51.7	41	147809.9514
42	2013/12/17	10:21:00	00:01:00.0	53.9	53.9	0.0	53.9	42	242949.4812
43	2013/12/17	10:22:00	00:01:00.0	53.2	53.2	0.0	53.2	43	210998.3321
44	2013/12/17	10:23:00	00:01:00.0	52.8	52.8	0.0	52.8	44	189863.7268
45	2013/12/17	10:24:00	00:01:00.0	53.7	53.7	0.0	53.7	45	232182.4918

Location 8 - Soaring Eagle

Record #	Date	Time	Duration	LAeq	Base Leq	Penalty	Base+Penalty	count	10 ^{^(leq/10)}
46	2013/12/17	10:25:00	00:01:00.0	53.0	53.0	0.0	53.0	46	200023.1776
47	2013/12/17	10:26:00	00:01:00.0	51.9	51.9	0.0	51.9	47	154032.0189
48	2013/12/17	10:27:00	00:01:00.0	50.7	50.7	0.0	50.7	48	117907.9589
49	2013/12/17	10:28:00	00:01:00.0	51.5	51.5	0.0	51.5	49	140082.5531
50	2013/12/17	10:29:00	00:01:00.0	52.8	52.8	0.0	52.8	50	189771.6921
51	2013/12/17	10:30:00	00:01:00.0	51.1	51.1	0.0	51.1	51	127383.5126
52	2013/12/17	10:31:00	00:01:00.0	51.5	51.5	0.0	51.5	52	141902.651
53	2013/12/17	10:32:00	00:01:00.0	52.5	52.5	0.0	52.5	53	178435.337
54	2013/12/17	10:33:00	00:01:00.0	54.5	54.5	0.0	54.5	54	283486.1296
55	2013/12/17	10:34:00	00:01:00.0	52.3	52.3	0.0	52.3	55	168037.2255
56	2013/12/17	10:35:00	00:01:00.0	53.8	53.8	0.0	53.8	56	239530.3673
57	2013/12/17	10:36:00	00:01:00.0	52.1	52.1	0.0	52.1	57	160849.5144
58	2013/12/17	10:37:00	00:01:00.0	53.2	53.2	0.0	53.2	58	208740.8963
59	2013/12/17	10:38:00	00:01:00.0	52.1	52.1	0.0	52.1	59	163415.2919
60	2013/12/17	10:39:00	00:01:00.0	52.3	52.3	0.0	52.3	60	169205.672
61	2013/12/17	10:40:00	00:01:00.0	53.6	53.6	0.0	53.6	61	226562.2801
62	2013/12/17	10:41:00	00:01:00.0	51.7	51.7	0.0	51.7	62	148596.4775
63	2013/12/17	10:42:00	00:01:00.0	49.8	49.8	0.0	49.8	63	96170.89786
64	2013/12/17	10:43:00	00:01:00.0	52.2	52.2	0.0	52.2	64	167426.249
65	2013/12/17	10:44:00	00:01:00.0	54.7	54.7	0.0	54.7	65	297948.0509
66	2013/12/17	10:45:00	00:01:00.0	53.1	53.1	0.0	53.1	66	204491.7595
67	2013/12/17	10:46:00	00:01:00.0	53.9	53.9	0.0	53.9	67	244998.5926
68	2013/12/17	10:47:00	00:01:00.0	51.2	51.2	0.0	51.2	68	131412.7387
69	2013/12/17	10:48:00	00:01:00.0	52.5	52.5	0.0	52.5	69	177075.7244
70	2013/12/17	10:49:00	00:01:00.0	51.5	51.5	0.0	51.5	70	141502.7391
71	2013/12/17	10:50:00	00:01:00.0	52.4	52.4	0.0	52.4	71	174407.5667
72	2013/12/17	10:51:00	00:01:00.0	51.8	51.8	0.0	51.8	72	151355.8324
73	2013/12/17	10:52:00	00:01:00.0	52.6	52.6	0.0	52.6	73	180622.9766
74	2013/12/17	10:53:00	00:01:00.0	50.2	50.2	0.0	50.2	74	105341.7564
75	2013/12/17	10:54:00	00:01:00.0	53.6	53.6	0.0	53.6	75	229968.927
76	2013/12/17	10:55:00	00:01:00.0	53.0	53.0	0.0	53.0	76	200270.5314
77	2013/12/17	10:56:00	00:01:00.0	52.8	52.8	0.0	52.8	77	189770.692
78	2013/12/17	10:57:00	00:01:00.0	52.1	52.1	0.0	52.1	78	160785.5251
79	2013/12/17	10:58:00	00:01:00.0	51.0	51.0	0.0	51.0	79	126606.2482
80	2013/12/17	10:59:00	00:01:00.0	52.1	52.1	0.0	52.1	80	161996.8639
81	2013/12/17	11:00:00	00:01:00.0	53.3	53.3	0.0	53.3	81	216043.3681
82	2013/12/17	11:01:00	00:01:00.0	50.6	50.6	0.0	50.6	82	115213.3589
83	2013/12/17	11:02:00	00:01:00.0	55.0	55.0	0.0	55.0	83	315113.9547
84	2013/12/17	11:03:00	00:01:00.0	50.2	50.2	0.0	50.2	84	103866.2694
85	2013/12/17	11:04:00	00:01:00.0	52.7	52.7	0.0	52.7	85	184311.8608
86	2013/12/17	11:05:00	00:01:00.0	52.5	52.5	0.0	52.5	86	177501.3187
87	2013/12/17	11:06:00	00:01:00.0	53.9	53.9	0.0	53.9	87	243974.4571
88	2013/12/17	11:07:00	00:01:00.0	52.1	52.1	0.0	52.1	88	163728.5057
89	2013/12/17	11:08:00	00:01:00.0	53.1	53.1	0.0	53.1	89	204086.2239
90	2013/12/17	11:09:00	00:01:00.0	52.6	52.6	0.0	52.6	90	180145.1119

Location 8 - Soaring Eagle

Record #	Date	Time	Duration	LAeq	Base Leq	Penalty	Base+Penalty	count	10 ^{^(leq/10)}
91	2013/12/17	11:10:00	00:01:00.0	50.7	50.7	0.0	50.7	91	116153.574
92	2013/12/17	11:11:00	00:01:00.0	50.6	50.6	0.0	50.6	92	113715.21
93	2013/12/17	11:12:00	00:01:00.0	51.0	51.0	0.0	51.0	93	125631.0707
94	2013/12/17	11:13:00	00:01:00.0	50.9	50.9	0.0	50.9	94	122385.9468
95	2013/12/17	11:14:00	00:01:00.0	51.1	51.1	0.0	51.1	95	127400.9685
96	2013/12/17	11:15:00	00:01:00.0	51.7	51.7	0.0	51.7	96	147803.0705
97	2013/12/17	11:16:00	00:01:00.0	52.2	52.2	0.0	52.2	97	166959.8322
98	2013/12/17	11:17:00	00:01:00.0	52.0	52.0	0.0	52.0	98	157322.0333
99	2013/12/17	11:18:00	00:01:00.0	51.8	51.8	0.0	51.8	99	152549.3154
100	2013/12/17	11:19:00	00:01:00.0	48.9	48.9	0.0	48.9	100	77157.52907
101	2013/12/17	11:20:00	00:01:00.0	49.2	49.2	0.0	49.2	101	82679.7616
102	2013/12/17	11:21:00	00:01:00.0	52.4	52.4	0.0	52.4	102	172377.705
103	2013/12/17	11:22:00	00:01:00.0	53.4	53.4	0.0	53.4	103	218336.2385
104	2013/12/17	11:23:00	00:01:00.0	51.7	51.7	0.0	51.7	104	149401.6233
105	2013/12/17	11:24:00	00:01:00.0	52.5	52.5	0.0	52.5	105	176450.9468
106	2013/12/17	11:25:00	00:01:00.0	52.9	52.9	0.0	52.9	106	194968.6012
107	2013/12/17	11:26:00	00:01:00.0	51.7	51.7	0.0	51.7	107	146667.0735
108	2013/12/17	11:27:00	00:01:00.0	51.6	51.6	0.0	51.6	108	143197.451
109	2013/12/17	11:28:00	00:01:00.0	51.3	51.3	0.0	51.3	109	135296.2808
110	2013/12/17	11:29:00	00:01:00.0	50.9	50.9	0.0	50.9	110	122683.6526
111	2013/12/17	11:30:00	00:01:00.0	51.7	51.7	0.0	51.7	111	148142.8237
112	2013/12/17	11:31:00	00:01:00.0	52.4	52.4	0.0	52.4	112	175583.9079
113	2013/12/17	11:32:00	00:01:00.0	50.4	50.4	0.0	50.4	113	108607.752
114	2013/12/17	11:33:00	00:01:00.0	52.1	52.1	0.0	52.1	114	163443.2843
115	2013/12/17	11:34:00	00:01:00.0	53.0	53.0	0.0	53.0	115	197553.0186
116	2013/12/17	11:35:00	00:01:00.0	53.2	53.2	0.0	53.2	116	211096.3965
117	2013/12/17	11:36:00	00:01:00.0	51.6	51.6	0.0	51.6	117	145699.308
118	2013/12/17	11:37:00	00:01:00.0	51.6	51.6	0.0	51.6	118	144684.5422
119	2013/12/17	11:38:00	00:01:00.0	53.1	53.1	0.0	53.1	119	203367.2167
120	2013/12/17	11:39:00	00:01:00.0	52.2	52.2	0.0	52.2	120	167468.6081
121	2013/12/17	11:40:00	00:01:00.0	53.7	53.7	0.0	53.7	121	233457.3492
122	2013/12/17	11:41:00	00:01:00.0	51.8	51.8	0.0	51.8	122	152819.9555
123	2013/12/17	11:42:00	00:01:00.0	51.5	51.5	0.0	51.5	123	141341.501
124	2013/12/17	11:43:00	00:01:00.0	52.6	52.6	0.0	52.6	124	182748.3266
125	2013/12/17	11:44:00	00:01:00.0	52.4	52.4	0.0	52.4	125	173994.8921
126	2013/12/17	11:45:00	00:01:00.0	52.2	52.2	0.0	52.2	126	167388.4584
127	2013/12/17	11:46:00	00:01:00.0	52.6	52.6	0.0	52.6	127	180455.5165
128	2013/12/17	11:47:00	00:01:00.0	51.8	51.8	0.0	51.8	128	152083.9947
129	2013/12/17	11:48:00	00:01:00.0	50.6	50.6	0.0	50.6	129	115120.8996
130	2013/12/17	11:49:00	00:01:00.0	49.9	49.9	0.0	49.9	130	98042.12935
131	2013/12/17	11:50:00	00:01:00.0	50.4	50.4	0.0	50.4	131	109259.7391
132	2013/12/17	11:51:00	00:01:00.0	52.6	52.6	0.0	52.6	132	180154.4479
133	2013/12/17	11:52:00	00:01:00.0	52.3	52.3	0.0	52.3	133	170352.9127
134	2013/12/17	11:53:00	00:01:00.0	51.2	51.2	0.0	51.2	134	132102.7288
135	2013/12/17	11:54:00	00:01:00.0	52.3	52.3	0.0	52.3	135	168219.6083

Location 8 - Soaring Eagle

Record #	Date	Time	Duration	LAeq	Base Leq	Penalty	Base+Penalty	count	10 ^{^(leq/10)}
136	2013/12/17	11:55:00	00:01:00.0	51.4	51.4	0.0	51.4	136	139090.5348
137	2013/12/17	11:56:00	00:01:00.0	50.7	50.7	0.0	50.7	137	116542.6349
138	2013/12/17	11:57:00	00:01:00.0	50.8	50.8	0.0	50.8	138	121280.0714
139	2013/12/17	11:58:00	00:01:00.0	51.8	51.8	0.0	51.8	139	152615.5229
140	2013/12/17	11:59:00	00:01:00.0	51.7	51.7	0.0	51.7	140	146838.6431
141	2013/12/17	12:00:00	00:01:00.0	52.0	52.0	0.0	52.0	141	158213.0858
142	2013/12/17	12:01:00	00:01:00.0	51.5	51.5	0.0	51.5	142	140079.8462
143	2013/12/17	12:02:00	00:01:00.0	53.0	53.0	0.0	53.0	143	201348.9439
144	2013/12/17	12:03:00	00:01:00.0	52.9	52.9	0.0	52.9	144	195146.101
145	2013/12/17	12:04:00	00:01:00.0	50.3	50.3	0.0	50.3	145	106377.8657
146	2013/12/17	12:05:00	00:01:00.0	50.7	50.7	0.0	50.7	146	117289.0192
147	2013/12/17	12:06:00	00:01:00.0	51.0	51.0	0.0	51.0	147	127300.6295
148	2013/12/17	12:07:00	00:01:00.0	51.3	51.3	0.0	51.3	148	134582.3991
149	2013/12/17	12:08:00	00:01:00.0	52.7	52.7	0.0	52.7	149	187372.331
150	2013/12/17	12:09:00	00:01:00.0	50.7	50.7	0.0	50.7	150	116197.147
151	2013/12/17	12:10:00	00:01:00.0	50.1	50.1	0.0	50.1	151	102984.4387
152	2013/12/17	12:11:00	00:01:00.0	50.9	50.9	0.0	50.9	152	122199.5769
153	2013/12/17	12:12:00	00:01:00.0	51.5	51.5	0.0	51.5	153	141376.0188
154	2013/12/17	12:13:00	00:01:00.0	49.7	49.7	0.0	49.7	154	93866.97393
155	2013/12/17	12:14:00	00:01:00.0	50.6	50.6	0.0	50.6	155	114195.6636
156	2013/12/17	12:15:00	00:01:00.0	52.2	52.2	0.0	52.2	156	166711.1492
157	2013/12/17	12:16:00	00:01:00.0	51.3	51.3	0.0	51.3	157	136334.2666
158	2013/12/17	12:17:00	00:01:00.0	52.1	52.1	0.0	52.1	158	161535.0723
159	2013/12/17	12:18:00	00:01:00.0	51.1	51.1	0.0	51.1	159	130073.9391
160	2013/12/17	12:19:00	00:01:00.0	51.7	51.7	0.0	51.7	160	149522.9284
161	2013/12/17	12:20:00	00:01:00.0	49.8	49.8	0.0	49.8	161	94834.35909
162	2013/12/17	12:21:00	00:01:00.0	49.3	49.3	0.0	49.3	162	84464.58491
163	2013/12/17	12:22:00	00:01:00.0	50.3	50.3	0.0	50.3	163	107742.9065
164	2013/12/17	12:23:00	00:01:00.0	50.7	50.7	0.0	50.7	164	118822.6659
165	2013/12/17	12:24:00	00:01:00.0	48.8	48.8	0.0	48.8	165	75579.07382
166	2013/12/17	12:25:00	00:01:00.0	51.4	51.4	0.0	51.4	166	139506.542
167	2013/12/17	12:26:00	00:01:00.0	51.6	51.6	0.0	51.6	167	145632.0074
168	2013/12/17	12:27:00	00:01:00.0	50.7	50.7	0.0	50.7	168	117802.9893
169	2013/12/17	12:28:00	00:01:00.0	52.7	52.7	0.0	52.7	169	185381.1805
170	2013/12/17	12:29:00	00:01:00.0	52.6	52.6	0.0	52.6	170	182596.5377
171	2013/12/17	12:30:00	00:01:00.0	52.2	52.2	0.0	52.2	171	164771.2974
172	2013/12/17	12:31:00	00:01:00.0	53.0	53.0	0.0	53.0	172	200627.5967
173	2013/12/17	12:32:00	00:01:00.0	51.2	51.2	0.0	51.2	173	131199.3693
174	2013/12/17	12:33:00	00:01:00.0	52.3	52.3	0.0	52.3	174	169626.5048
175	2013/12/17	12:34:00	00:01:00.0	52.9	52.9	0.0	52.9	175	194601.9493
176	2013/12/17	12:35:00	00:01:00.0	50.6	50.6	0.0	50.6	176	116010.011
177	2013/12/17	12:36:00	00:01:00.0	49.4	49.4	0.0	49.4	177	86675.26989
178	2013/12/17	12:37:00	00:01:00.0	52.2	52.2	0.0	52.2	178	164890.7426
179	2013/12/17	12:38:00	00:01:00.0	48.7	48.7	0.0	48.7	179	74981.78061
180	2013/12/17	12:39:00	00:01:00.0	52.3	52.3	0.0	52.3	180	168553.43

Location 8 - Soaring Eagle

Record #	Date	Time	Duration	LAeq	Base Leq	Penalty	Base+Penalty	count	10 ^{^(leq/10)}
181	2013/12/17	12:40:00	00:01:00.0	50.5	50.5	0.0	50.5	181	112135.2425
182	2013/12/17	12:41:00	00:01:00.0	50.3	50.3	0.0	50.3	182	108261.155
183	2013/12/17	12:42:00	00:01:00.0	50.4	50.4	0.0	50.4	183	110620.6516
184	2013/12/17	12:43:00	00:01:00.0	51.3	51.3	0.0	51.3	184	135640.4021
185	2013/12/17	12:44:00	00:01:00.0	49.9	49.9	0.0	49.9	185	98584.35138
186	2013/12/17	12:45:00	00:01:00.0	49.5	49.5	0.0	49.5	186	88442.57468
187	2013/12/17	12:46:00	00:01:00.0	53.3	53.3	0.0	53.3	187	213522.7343
188	2013/12/17	12:47:00	00:01:00.0	51.8	51.8	0.0	51.8	188	150946.5146
189	2013/12/17	12:48:00	00:01:00.0	49.8	49.8	0.0	49.8	189	96420.5866
190	2013/12/17	12:49:00	00:01:00.0	51.0	51.0	0.0	51.0	190	126257.6512
191	2013/12/17	12:50:00	00:01:00.0	51.9	51.9	0.0	51.9	191	156164.8534
192	2013/12/17	12:51:00	00:01:00.0	52.4	52.4	0.0	52.4	192	172317.3027
193	2013/12/17	12:52:00	00:01:00.0	52.6	52.6	0.0	52.6	193	181206.8099
194	2013/12/17	12:53:00	00:01:00.0	51.7	51.7	0.0	51.7	194	149405.8227
195	2013/12/17	12:54:00	00:01:00.0	50.8	50.8	0.0	50.8	195	120820.7409
196	2013/12/17	12:55:00	00:01:00.0	51.2	51.2	0.0	51.2	196	132099.2479
197	2013/12/17	12:56:00	00:01:00.0	50.8	50.8	0.0	50.8	197	120647.3513
198	2013/12/17	12:57:00	00:01:00.0	51.6	51.6	0.0	51.6	198	143801.8373
199	2013/12/17	12:58:00	00:01:00.0	53.0	53.0	0.0	53.0	199	199296.0764
200	2013/12/17	12:59:00	00:01:00.0	53.3	53.3	0.0	53.3	200	212486.2245
201	2013/12/17	13:00:00	00:01:00.0	49.9	49.9	0.0	49.9	201	97034.86264
202	2013/12/17	13:01:00	00:01:00.0	52.3	52.3	0.0	52.3	202	171523.9012
203	2013/12/17	13:02:00	00:01:00.0	51.1	51.1	0.0	51.1	203	129337.7302
204	2013/12/17	13:03:00	00:01:00.0	51.8	51.8	0.0	51.8	204	151976.6299
205	2013/12/17	13:04:00	00:01:00.0	52.5	52.5	0.0	52.5	205	179527.0073
206	2013/12/17	13:05:00	00:01:00.0	50.8	50.8	0.0	50.8	206	120800.1545
207	2013/12/17	13:06:00	00:01:00.0	51.7	51.7	0.0	51.7	207	149404.6416
208	2013/12/17	13:07:00	00:01:00.0	50.4	50.4	0.0	50.4	208	110483.2478
209	2013/12/17	13:08:00	00:01:00.0	51.8	51.8	0.0	51.8	209	150340.753
210	2013/12/17	13:09:00	00:01:00.0	54.9	54.9	0.0	54.9	210	305932.6575
211	2013/12/17	13:10:00	00:01:00.0	52.8	52.8	0.0	52.8	211	191907.912
212	2013/12/17	13:11:00	00:01:00.0	51.6	51.6	0.0	51.6	212	143597.9901
213	2013/12/17	13:12:00	00:01:00.0	50.6	50.6	0.0	50.6	213	113745.279
214	2013/12/17	13:13:00	00:01:00.0	50.3	50.3	0.0	50.3	214	107226.4796
215	2013/12/17	13:14:00	00:01:00.0	51.6	51.6	0.0	51.6	215	143429.451
216	2013/12/17	13:15:00	00:01:00.0	52.8	52.8	0.0	52.8	216	188958.9944
217	2013/12/17	13:16:00	00:01:00.0	53.0	53.0	0.0	53.0	217	200782.0288
218	2013/12/17	13:17:00	00:01:00.0	53.2	53.2	0.0	53.2	218	210162.0991
219	2013/12/17	13:18:00	00:01:00.0	52.3	52.3	0.0	52.3	219	170838.4119
220	2013/12/17	13:19:00	00:01:00.0	51.2	51.2	0.0	51.2	220	133010.2054
221	2013/12/17	13:20:00	00:01:00.0	50.4	50.4	0.0	50.4	221	109014.5232
222	2013/12/17	13:21:00	00:01:00.0	51.2	51.2	0.0	51.2	222	132321.9839
223	2013/12/17	13:22:00	00:01:00.0	52.1	52.1	0.0	52.1	223	160588.3497
224	2013/12/17	13:23:00	00:01:00.0	51.5	51.5	0.0	51.5	224	141962.6168
225	2013/12/17	13:24:00	00:01:00.0	51.6	51.6	0.0	51.6	225	143692.1151

Location 8 - Soaring Eagle

Record #	Date	Time	Duration	LAeq	Base Leq	Penalty	Base+Penalty	count	10 ^{^(leq/10)}
226	2013/12/17	13:25:00	00:01:00.0	51.1	51.1	0.0	51.1	226	129427.51
227	2013/12/17	13:26:00	00:01:00.0	51.7	51.7	0.0	51.7	227	149368.4259
228	2013/12/17	13:27:00	00:01:00.0	51.1	51.1	0.0	51.1	228	129107.5424
229	2013/12/17	13:28:00	00:01:00.0	50.6	50.6	0.0	50.6	229	114838.8222
230	2013/12/17	13:29:00	00:01:00.0	51.8	51.8	0.0	51.8	230	149929.3077
231	2013/12/17	13:30:00	00:01:00.0	50.4	50.4	0.0	50.4	231	110221.4405
232	2013/12/17	13:31:00	00:01:00.0	50.3	50.3	0.0	50.3	232	106155.434
233	2013/12/17	13:32:00	00:01:00.0	52.9	52.9	0.0	52.9	233	192930.1088
234	2013/12/17	13:33:00	00:01:00.0	51.3	51.3	0.0	51.3	234	133766.966
235	2013/12/17	13:34:00	00:01:00.0	50.8	50.8	0.0	50.8	235	121425.9964
236	2013/12/17	13:35:00	00:01:00.0	52.6	52.6	0.0	52.6	236	181747.1867
237	2013/12/17	13:36:00	00:01:00.0	52.7	52.7	0.0	52.7	237	186668.4244
238	2013/12/17	13:37:00	00:01:00.0	53.9	53.9	0.0	53.9	238	243815.4991
239	2013/12/17	13:38:00	00:01:00.0	52.8	52.8	0.0	52.8	239	190832.2872
240	2013/12/17	13:39:00	00:01:00.0	53.0	53.0	0.0	53.0	240	201063.3439
241	2013/12/17	13:40:00	00:01:00.0	53.3	53.3	0.0	53.3	241	215948.5063
242	2013/12/17	13:41:00	00:01:00.0	52.2	52.2	0.0	52.2	242	164944.1952
243	2013/12/17	13:42:00	00:01:00.0	51.6	51.6	0.0	51.6	243	143398.9662
244	2013/12/17	13:43:00	00:01:00.0	53.2	53.2	0.0	53.2	244	206792.227
245	2013/12/17	13:44:00	00:01:00.0	52.8	52.8	0.0	52.8	245	190706.4456
246	2013/12/17	13:45:00	00:01:00.0	50.9	50.9	0.0	50.9	246	123876.1854
247	2013/12/17	13:46:00	00:01:00.0	51.5	51.5	0.0	51.5	247	140930.7911
248	2013/12/17	13:47:00	00:01:00.0	52.8	52.8	0.0	52.8	248	191828.3656
249	2013/12/17	13:48:00	00:01:00.0	50.9	50.9	0.0	50.9	249	123564.8404
250	2013/12/17	13:49:00	00:01:00.0	47.9	47.9	0.0	47.9	250	62295.03443
251	2013/12/17	13:50:00	00:01:00.0	48.9	48.9	0.0	48.9	251	78169.37716
252	2013/12/17	13:51:00	00:01:00.0	48.7	48.7	0.0	48.7	252	74664.40906
253	2013/12/17	13:52:00	00:01:00.0	49.8	49.8	0.0	49.8	253	95174.07767
254	2013/12/17	13:53:00	00:01:00.0	52.3	52.3	0.0	52.3	254	168926.4883
255	2013/12/17	13:54:00	00:01:00.0	56.2	56.2	0.0	56.2	255	418303.6199
256	2013/12/17	13:55:00	00:01:00.0	50.8	50.8	0.0	50.8	256	120668.5477
257	2013/12/17	13:56:00	00:01:00.0	51.8	51.8	0.0	51.8	257	150372.9777
258	2013/12/17	13:57:00	00:01:00.0	51.9	51.9	0.0	51.9	258	154062.7343
259	2013/12/17	13:58:00	00:01:00.0	51.5	51.5	0.0	51.5	259	142405.7255
260	2013/12/17	13:59:00	00:01:00.0	52.2	52.2	0.0	52.2	260	165892.9895
261	2013/12/17	14:00:00	00:01:00.0	49.6	49.6	0.0	49.6	261	90917.91018
262	2013/12/17	14:01:00	00:01:00.0	50.1	50.1	0.0	50.1	262	101690.5816
263	2013/12/17	14:02:00	00:01:00.0	49.2	49.2	0.0	49.2	263	83428.31583
264	2013/12/17	14:03:00	00:01:00.0	50.1	50.1	0.0	50.1	264	103111.158
265	2013/12/17	14:04:00	00:01:00.0	50.4	50.4	0.0	50.4	265	110498.0967
266	2013/12/17	14:05:00	00:01:00.0	50.7	50.7	0.0	50.7	266	117453.043
267	2013/12/17	14:06:00	00:01:00.0	50.8	50.8	0.0	50.8	267	120040.494
268	2013/12/17	14:07:00	00:01:00.0	50.9	50.9	0.0	50.9	268	121932.3881
269	2013/12/17	14:08:00	00:01:00.0	50.2	50.2	0.0	50.2	269	103604.3974
270	2013/12/17	14:09:00	00:01:00.0	49.7	49.7	0.0	49.7	270	92503.60883

Location 8 - Soaring Eagle

Record #	Date	Time	Duration	LAeq	Base Leq	Penalty	Base+Penalty	count	10 ^{^(leq/10)}
271	2013/12/17	14:10:00	00:01:00.0	48.7	48.7	0.0	48.7	271	74451.96155
272	2013/12/17	14:11:00	00:01:00.0	51.2	51.2	0.0	51.2	272	130660.8035
273	2013/12/17	14:12:00	00:01:00.0	51.2	51.2	0.0	51.2	273	130932.0521
274	2013/12/17	14:13:00	00:01:00.0	50.3	50.3	0.0	50.3	274	107958.802
275	2013/12/17	14:14:00	00:01:00.0	51.3	51.3	0.0	51.3	275	134984.6858
276	2013/12/17	14:15:00	00:01:00.0	52.5	52.5	0.0	52.5	276	179793.3863
277	2013/12/17	14:16:00	00:01:00.0	52.8	52.8	0.0	52.8	277	192726.0135
278	2013/12/17	14:17:00	00:01:00.0	51.5	51.5	0.0	51.5	278	140737.8127
279	2013/12/17	14:18:00	00:01:00.0	49.6	49.6	0.0	49.6	279	91878.949
280	2013/12/17	14:19:00	00:01:00.0	51.7	51.7	0.0	51.7	280	149253.6698
281	2013/12/17	14:20:00	00:01:00.0	50.4	50.4	0.0	50.4	281	109768.9879
282	2013/12/17	14:21:00	00:01:00.0	52.3	52.3	0.0	52.3	282	168365.0655
283	2013/12/17	14:22:00	00:01:00.0	51.2	51.2	0.0	51.2	283	132017.239
284	2013/12/17	14:23:00	00:01:00.0	53.1	53.1	0.0	53.1	284	204435.367
285	2013/12/17	14:24:00	00:01:00.0	52.9	52.9	0.0	52.9	285	194787.1566
286	2013/12/17	14:25:00	00:01:00.0	52.1	52.1	0.0	52.1	286	163494.688
287	2013/12/17	14:26:00	00:01:00.0	50.0	50.0	0.0	50.0	287	100450.1188
288	2013/12/17	14:27:00	00:01:00.0	51.3	51.3	0.0	51.3	288	136381.8162
289	2013/12/17	14:28:00	00:01:00.0	49.2	49.2	0.0	49.2	289	82546.38797
290	2013/12/17	14:29:00	00:01:00.0	52.9	52.9	0.0	52.9	290	194410.429
291	2013/12/17	14:30:00	00:01:00.0	50.6	50.6	0.0	50.6	291	114452.6344
292	2013/12/17	14:31:00	00:01:00.0	50.8	50.8	0.0	50.8	292	119858.3274
293	2013/12/17	14:32:00	00:01:00.0	51.7	51.7	0.0	51.7	293	149600.0425
294	2013/12/17	14:33:00	00:01:00.0	52.6	52.6	0.0	52.6	294	181016.3883
295	2013/12/17	14:34:00	00:01:00.0	52.4	52.4	0.0	52.4	295	171902.9301
296	2013/12/17	14:35:00	00:01:00.0	54.1	54.1	0.0	54.1	296	259802.3631
297	2013/12/17	14:36:00	00:01:00.0	52.4	52.4	0.0	52.4	297	175419.4247
298	2013/12/17	14:37:00	00:01:00.0	51.4	51.4	0.0	51.4	298	139359.6965
299	2013/12/17	14:38:00	00:01:00.0	52.1	52.1	0.0	52.1	299	163353.582
300	2013/12/17	14:39:00	00:01:00.0	51.9	51.9	0.0	51.9	300	154955.8774
301	2013/12/17	14:40:00	00:01:00.0	51.9	51.9	0.0	51.9	301	154022.6837
302	2013/12/17	14:41:00	00:01:00.0	52.8	52.8	0.0	52.8	302	189344.4496
303	2013/12/17	14:42:00	00:01:00.0	51.8	51.8	0.0	51.8	303	150743.5289
304	2013/12/17	14:43:00	00:01:00.0	52.5	52.5	0.0	52.5	304	179058.0186
305	2013/12/17	14:44:00	00:01:00.0	52.8	52.8	0.0	52.8	305	192045.3421
306	2013/12/17	14:45:00	00:01:00.0	53.2	53.2	0.0	53.2	306	208280.2775
307	2013/12/17	14:46:00	00:01:00.0	54.1	54.1	0.0	54.1	307	256463.0547
308	2013/12/17	14:47:00	00:01:00.0	52.4	52.4	0.0	52.4	308	175778.6503
309	2013/12/17	14:48:00	00:01:00.0	53.1	53.1	0.0	53.1	309	204368.5782
310	2013/12/17	14:49:00	00:01:00.0	53.4	53.4	0.0	53.4	310	218492.5945
311	2013/12/17	14:50:00	00:01:00.0	52.1	52.1	0.0	52.1	311	163134.485
312	2013/12/17	14:51:00	00:01:00.0	52.7	52.7	0.0	52.7	312	184474.7975
313	2013/12/17	14:52:00	00:01:00.0	51.7	51.7	0.0	51.7	313	148684.8672
314	2013/12/17	14:53:00	00:01:00.0	54.6	54.6	0.0	54.6	314	290737.9604
315	2013/12/17	14:54:00	00:01:00.0	53.0	53.0	0.0	53.0	315	201255.938

Location 8 - Soaring Eagle

Record #	Date	Time	Duration	LAeq	Base Leq	Penalty	Base+Penalty	count	10 ^{^(leq/10)}
316	2013/12/17	14:55:00	00:01:00.0	52.8	52.8	0.0	52.8	316	190249.3565
317	2013/12/17	14:56:00	00:01:00.0	52.6	52.6	0.0	52.6	317	181051.3714
318	2013/12/17	14:57:00	00:01:00.0	52.6	52.6	0.0	52.6	318	183052.1221
319	2013/12/17	14:58:00	00:01:00.0	54.2	54.2	0.0	54.2	319	262254.2495
320	2013/12/17	14:59:00	00:01:00.0	51.9	51.9	0.0	51.9	320	153509.4449
321	2013/12/17	15:00:00	00:01:00.0	52.9	52.9	0.0	52.9	321	195533.0132
322	2013/12/17	15:01:00	00:01:00.0	52.1	52.1	0.0	52.1	322	162465.8264
323	2013/12/17	15:02:00	00:01:00.0	53.8	53.8	0.0	53.8	323	239825.9447
324	2013/12/17	15:03:00	00:01:00.0	52.9	52.9	0.0	52.9	324	195864.9431
325	2013/12/17	15:04:00	00:01:00.0	53.3	53.3	0.0	53.3	325	215548.4588
326	2013/12/17	15:05:00	00:01:00.0	52.7	52.7	0.0	52.7	326	185065.8793
327	2013/12/17	15:06:00	00:01:00.0	50.4	50.4	0.0	50.4	327	110601.123
328	2013/12/17	15:07:00	00:01:00.0	50.8	50.8	0.0	50.8	328	119246.9545
329	2013/12/17	15:08:00	00:01:00.0	53.1	53.1	0.0	53.1	329	206115.4587
330	2013/12/17	15:09:00	00:01:00.0	52.5	52.5	0.0	52.5	330	177184.634
331	2013/12/17	15:10:00	00:01:00.0	53.0	53.0	0.0	53.0	331	200539.1515
332	2013/12/17	15:11:00	00:01:00.0	51.8	51.8	0.0	51.8	332	151041.8743
333	2013/12/17	15:12:00	00:01:00.0	53.7	53.7	0.0	53.7	333	236291.9597
334	2013/12/17	15:13:00	00:01:00.0	52.9	52.9	0.0	52.9	334	193940.5441
335	2013/12/17	15:14:00	00:01:00.0	51.5	51.5	0.0	51.5	335	141902.4017
336	2013/12/17	15:15:00	00:01:00.0	53.0	53.0	0.0	53.0	336	200104.8918
337	2013/12/17	15:16:00	00:01:00.0	53.7	53.7	0.0	53.7	337	232368.1526
338	2013/12/17	15:17:00	00:01:00.0	51.6	51.6	0.0	51.6	338	142926.0241
339	2013/12/17	15:18:00	00:01:00.0	53.6	53.6	0.0	53.6	339	230132.805
340	2013/12/17	15:19:00	00:01:00.0	50.3	50.3	0.0	50.3	340	107921.1621
341	2013/12/17	15:20:00	00:01:00.0	52.5	52.5	0.0	52.5	341	178597.9418
342	2013/12/17	15:21:00	00:01:00.0	52.8	52.8	0.0	52.8	342	192325.7343
343	2013/12/17	15:22:00	00:01:00.0	52.6	52.6	0.0	52.6	343	181552.37
344	2013/12/17	15:23:00	00:01:00.0	53.8	53.8	0.0	53.8	344	237512.5955
345	2013/12/17	15:24:00	00:01:00.0	53.6	53.6	0.0	53.6	345	230071.1602
346	2013/12/17	15:25:00	00:01:00.0	53.4	53.4	0.0	53.4	346	216301.2231
347	2013/12/17	15:26:00	00:01:00.0	52.7	52.7	0.0	52.7	347	185361.8044
348	2013/12/17	15:27:00	00:01:00.0	55.6	55.6	0.0	55.6	348	365293.7891
349	2013/12/17	15:28:00	00:01:00.0	55.6	55.6	0.0	55.6	349	365668.1057
350	2013/12/17	15:29:00	00:01:00.0	54.7	54.7	0.0	54.7	350	297530.9196
351	2013/12/17	15:30:00	00:01:00.0	53.7	53.7	0.0	53.7	351	234699.2097
352	2013/12/17	15:31:00	00:01:00.0	50.5	50.5	0.0	50.5	352	111843.7787
353	2013/12/17	15:32:00	00:01:00.0	52.8	52.8	0.0	52.8	353	190643.9745
354	2013/12/17	15:33:00	00:01:00.0	54.0	54.0	0.0	54.0	354	253244.9548
355	2013/12/17	15:34:00	00:01:00.0	53.2	53.2	0.0	53.2	355	206993.5814
356	2013/12/17	15:35:00	00:01:00.0	50.4	50.4	0.0	50.4	356	110818.6575
357	2013/12/17	15:36:00	00:01:00.0	51.6	51.6	0.0	51.6	357	144901.3862
358	2013/12/17	15:37:00	00:01:00.0	52.7	52.7	0.0	52.7	358	185497.4794
359	2013/12/17	15:38:00	00:01:00.0	53.6	53.6	0.0	53.6	359	227435.7994
360	2013/12/17	15:39:00	00:01:00.0	52.6	52.6	0.0	52.6	360	180071.3902

Location 8 - Soaring Eagle

Record #	Date	Time	Duration	LAeq	Base Leq	Penalty	Base+Penalty	count	10 ^{^(leq/10)}
361	2013/12/17	15:40:00	00:01:00.0	53.7	53.7	0.0	53.7	361	234799.8334
362	2013/12/17	15:41:00	00:01:00.0	53.3	53.3	0.0	53.3	362	213078.7003
363	2013/12/17	15:42:00	00:01:00.0	55.7	55.7	0.0	55.7	363	368412.6498
364	2013/12/17	15:43:00	00:01:00.0	54.6	54.6	0.0	54.6	364	286988.6764
365	2013/12/17	15:44:00	00:01:00.0	53.3	53.3	0.0	53.3	365	211651.7168
366	2013/12/17	15:45:00	00:01:00.0	51.6	51.6	0.0	51.6	366	145895.5013
367	2013/12/17	15:46:00	00:01:00.0	53.4	53.4	0.0	53.4	367	217358.4426
368	2013/12/17	15:47:00	00:01:00.0	52.8	52.8	0.0	52.8	368	192591.8179
369	2013/12/17	15:48:00	00:01:00.0	55.1	55.1	0.0	55.1	369	323661.1979
370	2013/12/17	15:49:00	00:01:00.0	54.9	54.9	0.0	54.9	370	306026.1867
371	2013/12/17	15:50:00	00:01:00.0	52.4	52.4	0.0	52.4	371	175038.0234
372	2013/12/17	15:51:00	00:01:00.0	51.2	51.2	0.0	51.2	372	131638.3642
373	2013/12/17	15:52:00	00:01:00.0	51.7	51.7	0.0	51.7	373	149270.1893
374	2013/12/17	15:53:00	00:01:00.0	52.3	52.3	0.0	52.3	374	169729.0438
375	2013/12/17	15:54:00	00:01:00.0	51.8	51.8	0.0	51.8	375	151203.553
376	2013/12/17	15:55:00	00:01:00.0	52.4	52.4	0.0	52.4	376	174705.3228
377	2013/12/17	15:56:00	00:01:00.0	53.3	53.3	0.0	53.3	377	215834.7272
378	2013/12/17	15:57:00	00:01:00.0	53.6	53.6	0.0	53.6	378	228886.9584
379	2013/12/17	15:58:00	00:01:00.0	53.5	53.5	0.0	53.5	379	223865.6248
380	2013/12/17	15:59:00	00:01:00.0	53.4	53.4	0.0	53.4	380	217607.3543
381	2013/12/17	16:00:00	00:01:00.0	54.6	54.6	0.0	54.6	381	289908.1583
382	2013/12/17	16:01:00	00:01:00.0	53.4	53.4	0.0	53.4	382	217115.1554
383	2013/12/17	16:02:00	00:01:00.0	53.8	53.8	0.0	53.8	383	241227.9338
384	2013/12/17	16:03:00	00:01:00.0	52.7	52.7	0.0	52.7	384	187349.1264
385	2013/12/17	16:04:00	00:01:00.0	53.7	53.7	0.0	53.7	385	232448.3795
386	2013/12/17	16:05:00	00:01:00.0	52.9	52.9	0.0	52.9	386	193596.5703
387	2013/12/17	16:06:00	00:01:00.0	52.9	52.9	0.0	52.9	387	195165.8141
388	2013/12/17	16:07:00	00:01:00.0	55.2	55.2	0.0	55.2	388	333808.4996
389	2013/12/17	16:08:00	00:01:00.0	54.4	54.4	0.0	54.4	389	277294.0311
390	2013/12/17	16:09:00	00:01:00.0	52.5	52.5	0.0	52.5	390	176338.9256
391	2013/12/17	16:10:00	00:01:00.0	53.6	53.6	0.0	53.6	391	229806.5788
392	2013/12/17	16:11:00	00:01:00.0	54.6	54.6	0.0	54.6	392	286737.4615
393	2013/12/17	16:12:00	00:01:00.0	53.8	53.8	0.0	53.8	393	239890.2031
394	2013/12/17	16:13:00	00:01:00.0	54.0	54.0	0.0	54.0	394	251317.086
395	2013/12/17	16:14:00	00:01:00.0	53.8	53.8	0.0	53.8	395	237274.8841
396	2013/12/17	16:15:00	00:01:00.0	52.9	52.9	0.0	52.9	396	193145.4473
397	2013/12/17	16:16:00	00:01:00.0	51.7	51.7	0.0	51.7	397	148240.058
398	2013/12/17	16:17:00	00:01:00.0	54.5	54.5	0.0	54.5	398	283322.8295
399	2013/12/17	16:18:00	00:01:00.0	54.1	54.1	0.0	54.1	399	257600.02
400	2013/12/17	16:19:00	00:01:00.0	52.1	52.1	0.0	52.1	400	162037.707
401	2013/12/17	16:20:00	00:01:00.0	54.8	54.8	0.0	54.8	401	298550.849
402	2013/12/17	16:21:00	00:01:00.0	53.3	53.3	0.0	53.3	402	216226.9491
403	2013/12/17	16:22:00	00:01:00.0	53.9	53.9	0.0	53.9	403	246128.6159
404	2013/12/17	16:23:00	00:01:00.0	53.4	53.4	0.0	53.4	404	217030.4981
405	2013/12/17	16:24:00	00:01:00.0	51.5	51.5	0.0	51.5	405	140055.6091

Location 8 - Soaring Eagle

Record #	Date	Time	Duration	LAeq	Base Leq	Penalty	Base+Penalty	count	10 ^{^(leq/10)}
406	2013/12/17	16:25:00	00:01:00.0	52.2	52.2	0.0	52.2	406	164553.0451
407	2013/12/17	16:26:00	00:01:00.0	52.0	52.0	0.0	52.0	407	158217.9498
408	2013/12/17	16:27:00	00:01:00.0	52.1	52.1	0.0	52.1	408	161742.9285
409	2013/12/17	16:28:00	00:01:00.0	52.4	52.4	0.0	52.4	409	174971.9245
410	2013/12/17	16:29:00	00:01:00.0	50.7	50.7	0.0	50.7	410	117781.6756
411	2013/12/17	16:30:00	00:01:00.0	52.4	52.4	0.0	52.4	411	175663.5071
412	2013/12/17	16:31:00	00:01:00.0	52.9	52.9	0.0	52.9	412	194047.213
413	2013/12/17	16:32:00	00:01:00.0	51.3	51.3	0.0	51.3	413	134283.6531
414	2013/12/17	16:33:00	00:01:00.0	51.2	51.2	0.0	51.2	414	131447.6028
415	2013/12/17	16:34:00	00:01:00.0	51.7	51.7	0.0	51.7	415	148366.2843
416	2013/12/17	16:35:00	00:01:00.0	51.1	51.1	0.0	51.1	416	128545.1543
417	2013/12/17	16:36:00	00:01:00.0	51.8	51.8	0.0	51.8	417	149802.8042
418	2013/12/17	16:37:00	00:01:00.0	52.1	52.1	0.0	52.1	418	162813.5408
419	2013/12/17	16:38:00	00:01:00.0	52.9	52.9	0.0	52.9	419	195744.0355
420	2013/12/17	16:39:00	00:01:00.0	53.3	53.3	0.0	53.3	420	212886.0114
421	2013/12/17	16:40:00	00:01:00.0	50.0	50.0	0.0	50.0	421	100974.8771
422	2013/12/17	16:41:00	00:01:00.0	51.1	51.1	0.0	51.1	422	128021.0822
423	2013/12/17	16:42:00	00:01:00.0	52.4	52.4	0.0	52.4	423	173975.6364
424	2013/12/17	16:43:00	00:01:00.0	52.4	52.4	0.0	52.4	424	175533.4829
425	2013/12/17	16:44:00	00:01:00.0	52.6	52.6	0.0	52.6	425	180122.3277
426	2013/12/17	16:45:00	00:01:00.0	52.4	52.4	0.0	52.4	426	174874.5125
427	2013/12/17	16:46:00	00:01:00.0	50.8	50.8	0.0	50.8	427	121602.3209
428	2013/12/17	16:47:00	00:01:00.0	53.1	53.1	0.0	53.1	428	204191.2987
429	2013/12/17	16:48:00	00:01:00.0	50.9	50.9	0.0	50.9	429	122420.9968
430	2013/12/17	16:49:00	00:01:00.0	53.7	53.7	0.0	53.7	430	232124.9875
431	2013/12/17	16:50:00	00:01:00.0	51.6	51.6	0.0	51.6	431	146010.6252
432	2013/12/17	16:51:00	00:01:00.0	52.7	52.7	0.0	52.7	432	187173.1286
433	2013/12/17	16:52:00	00:01:00.0	51.6	51.6	0.0	51.6	433	143201.2245
434	2013/12/17	16:53:00	00:01:00.0	50.4	50.4	0.0	50.4	434	109372.3701
435	2013/12/17	16:54:00	00:01:00.0	50.7	50.7	0.0	50.7	435	118460.6377
436	2013/12/17	16:55:00	00:01:00.0	52.5	52.5	0.0	52.5	436	178483.1466
437	2013/12/17	16:56:00	00:01:00.0	52.0	52.0	0.0	52.0	437	159726.2842
438	2013/12/17	16:57:00	00:01:00.0	52.0	52.0	0.0	52.0	438	159933.7796
439	2013/12/17	16:58:00	00:01:00.0	51.7	51.7	0.0	51.7	439	146403.7292
440	2013/12/17	16:59:00	00:01:00.0	53.9	53.9	0.0	53.9	440	244040.8989
441	2013/12/17	17:00:00	00:01:00.0	51.8	51.8	0.0	51.8	441	151786.5239
442	2013/12/17	17:01:00	00:01:00.0	54.0	54.0	0.0	54.0	442	250036.2668
443	2013/12/17	17:02:00	00:01:00.0	52.5	52.5	0.0	52.5	443	176775.9468
444	2013/12/17	17:03:00	00:01:00.0	52.9	52.9	0.0	52.9	444	193762.4389
445	2013/12/17	17:04:00	00:01:00.0	55.4	55.4	0.0	55.4	445	344323.2301
446	2013/12/17	17:05:00	00:01:00.0	52.3	52.3	0.0	52.3	446	169468.1978
447	2013/12/17	17:06:00	00:01:00.0	52.3	52.3	0.0	52.3	447	168308.8781
448	2013/12/17	17:07:00	00:01:00.0	50.5	50.5	0.0	50.5	448	112865.7917
449	2013/12/17	17:08:00	00:01:00.0	51.7	51.7	0.0	51.7	449	148918.0399
450	2013/12/17	17:09:00	00:01:00.0	52.1	52.1	0.0	52.1	450	160906.0382

Location 8 - Soaring Eagle

Record #	Date	Time	Duration	LAeq	Base Leq	Penalty	Base+Penalty	count	10 ^{^(leq/10)}
451	2013/12/17	17:10:00	00:01:00.0	51.3	51.3	0.0	51.3	451	135863.7387
452	2013/12/17	17:11:00	00:01:00.0	51.3	51.3	0.0	51.3	452	133833.2504
453	2013/12/17	17:12:00	00:01:00.0	53.1	53.1	0.0	53.1	453	203701.531
454	2013/12/17	17:13:00	00:01:00.0	52.4	52.4	0.0	52.4	454	173898.3295
455	2013/12/17	17:14:00	00:01:00.0	56.3	56.3	0.0	56.3	455	422045.1978
456	2013/12/17	17:15:00	00:01:00.0	52.1	52.1	0.0	52.1	456	163326.3223
457	2013/12/17	17:16:00	00:01:00.0	52.5	52.5	0.0	52.5	457	176184.7224
458	2013/12/17	17:17:00	00:01:00.0	51.9	51.9	0.0	51.9	458	153490.434
459	2013/12/17	17:18:00	00:01:00.0	53.3	53.3	0.0	53.3	459	214810.7669
460	2013/12/17	17:19:00	00:01:00.0	50.9	50.9	0.0	50.9	460	123424.8009
461	2013/12/17	17:20:00	00:01:00.0	51.5	51.5	0.0	51.5	461	141831.1242
462	2013/12/17	17:21:00	00:01:00.0	53.6	53.6	0.0	53.6	462	229719.596
463	2013/12/17	17:22:00	00:01:00.0	51.8	51.8	0.0	51.8	463	150963.2214
464	2013/12/17	17:23:00	00:01:00.0	53.5	53.5	0.0	53.5	464	224059.9855
465	2013/12/17	17:24:00	00:01:00.0	51.2	51.2	0.0	51.2	465	131429.3615
466	2013/12/17	17:25:00	00:01:00.0	53.3	53.3	0.0	53.3	466	212539.6105
467	2013/12/17	17:26:00	00:01:00.0	51.1	51.1	0.0	51.1	467	129363.0668
468	2013/12/17	17:27:00	00:01:00.0	50.8	50.8	0.0	50.8	468	119776.7635
469	2013/12/17	17:28:00	00:01:00.0	52.5	52.5	0.0	52.5	469	175814.1655
470	2013/12/17	17:29:00	00:01:00.0	50.6	50.6	0.0	50.6	470	113994.2271
471	2013/12/17	17:30:00	00:01:00.0	51.0	51.0	0.0	51.0	471	127310.8052
472	2013/12/17	17:31:00	00:01:00.0	51.3	51.3	0.0	51.3	472	136217.3196
473	2013/12/17	17:32:00	00:01:00.0	51.9	51.9	0.0	51.9	473	156287.9433
474	2013/12/17	17:33:00	00:01:00.0	50.9	50.9	0.0	50.9	474	123283.404
475	2013/12/17	17:34:00	00:01:00.0	52.3	52.3	0.0	52.3	475	169275.0939
476	2013/12/17	17:35:00	00:01:00.0	51.9	51.9	0.0	51.9	476	155550.3097
477	2013/12/17	17:36:00	00:01:00.0	54.3	54.3	0.0	54.3	477	270814.6281
478	2013/12/17	17:37:00	00:01:00.0	51.3	51.3	0.0	51.3	478	134003.2247
479	2013/12/17	17:38:00	00:01:00.0	51.5	51.5	0.0	51.5	479	140749.4334
480	2013/12/17	17:39:00	00:01:00.0	52.4	52.4	0.0	52.4	480	173506.5186
481	2013/12/17	17:40:00	00:01:00.0	51.7	51.7	0.0	51.7	481	149381.2841
482	2013/12/17	17:41:00	00:01:00.0	53.4	53.4	0.0	53.4	482	216397.0001
483	2013/12/17	17:42:00	00:01:00.0	51.1	51.1	0.0	51.1	483	129000.307
484	2013/12/17	17:43:00	00:01:00.0	50.3	50.3	0.0	50.3	484	108272.1864
485	2013/12/17	17:44:00	00:01:00.0	52.1	52.1	0.0	52.1	485	161832.5992
486	2013/12/17	17:45:00	00:01:00.0	53.5	53.5	0.0	53.5	486	226105.6271
487	2013/12/17	17:46:00	00:01:00.0	51.2	51.2	0.0	51.2	487	131336.8087
488	2013/12/17	17:47:00	00:01:00.0	51.7	51.7	0.0	51.7	488	146613.2335
489	2013/12/17	17:48:00	00:01:00.0	51.7	51.7	0.0	51.7	489	146266.7099
490	2013/12/17	17:49:00	00:01:00.0	52.4	52.4	0.0	52.4	490	174412.6221
491	2013/12/17	17:50:00	00:01:00.0	52.2	52.2	0.0	52.2	491	166915.6958
492	2013/12/17	17:51:00	00:01:00.0	52.6	52.6	0.0	52.6	492	183978.9852
493	2013/12/17	17:52:00	00:01:00.0	53.5	53.5	0.0	53.5	493	223693.8308
494	2013/12/17	17:53:00	00:01:00.0	53.1	53.1	0.0	53.1	494	203729.8031
495	2013/12/17	17:54:00	00:01:00.0	50.7	50.7	0.0	50.7	495	116388.2652

Location 8 - Soaring Eagle

Record #	Date	Time	Duration	LAeq	Base Leq	Penalty	Base+Penalty	count	10 ^{^(leq/10)}
496	2013/12/17	17:55:00	00:01:00.0	52.0	52.0	0.0	52.0	496	160199.0861
497	2013/12/17	17:56:00	00:01:00.0	51.2	51.2	0.0	51.2	497	132617.7636
498	2013/12/17	17:57:00	00:01:00.0	50.5	50.5	0.0	50.5	498	111343.9739
499	2013/12/17	17:58:00	00:01:00.0	52.0	52.0	0.0	52.0	499	158612.8481
500	2013/12/17	17:59:00	00:01:00.0	50.8	50.8	0.0	50.8	500	119454.735
501	2013/12/17	18:00:00	00:01:00.0	50.0	50.0	0.0	50.0	501	99336.06072
502	2013/12/17	18:01:00	00:01:00.0	51.8	51.8	0.0	51.8	502	152700.9382
503	2013/12/17	18:02:00	00:01:00.0	52.7	52.7	0.0	52.7	503	186786.5153
504	2013/12/17	18:03:00	00:01:00.0	51.2	51.2	0.0	51.2	504	130927.222
505	2013/12/17	18:04:00	00:01:00.0	51.9	51.9	0.0	51.9	505	154137.451
506	2013/12/17	18:05:00	00:01:00.0	49.1	49.1	0.0	49.1	506	82170.64965
507	2013/12/17	18:06:00	00:01:00.0	51.7	51.7	0.0	51.7	507	148344.3922
508	2013/12/17	18:07:00	00:01:00.0	51.9	51.9	0.0	51.9	508	153150.7921
509	2013/12/17	18:08:00	00:01:00.0	51.6	51.6	0.0	51.6	509	146198.5052
510	2013/12/17	18:09:00	00:01:00.0	49.9	49.9	0.0	49.9	510	97292.6055
511	2013/12/17	18:10:00	00:01:00.0	48.6	48.6	0.0	48.6	511	73120.70579
512	2013/12/17	18:11:00	00:01:00.0	55.8	55.8	0.0	55.8	512	379678.736
513	2013/12/17	18:12:00	00:01:00.0	53.1	53.1	0.0	53.1	513	204169.4186
514	2013/12/17	18:13:00	00:01:00.0	53.4	53.4	0.0	53.4	514	217391.2834
515	2013/12/17	18:14:00	00:01:00.0	50.4	50.4	0.0	50.4	515	110104.0667
516	2013/12/17	18:15:00	00:01:00.0	53.9	53.9	0.0	53.9	516	244749.9493
517	2013/12/17	18:16:00	00:01:00.0	53.0	53.0	0.0	53.0	517	200948.2289
518	2013/12/17	18:17:00	00:01:00.0	53.3	53.3	0.0	53.3	518	211898.9325
519	2013/12/17	18:18:00	00:01:00.0	53.6	53.6	0.0	53.6	519	227049.1701
520	2013/12/17	18:19:00	00:01:00.0	52.1	52.1	0.0	52.1	520	163559.1808
521	2013/12/17	18:20:00	00:01:00.0	50.4	50.4	0.0	50.4	521	110908.8304
522	2013/12/17	18:21:00	00:01:00.0	52.5	52.5	0.0	52.5	522	178175.8216
523	2013/12/17	18:22:00	00:01:00.0	52.1	52.1	0.0	52.1	523	161304.5287
524	2013/12/17	18:23:00	00:01:00.0	54.5	54.5	0.0	54.5	524	281613.6007
525	2013/12/17	18:24:00	00:01:00.0	51.8	51.8	0.0	51.8	525	151993.4507
526	2013/12/17	18:25:00	00:01:00.0	51.5	51.5	0.0	51.5	526	140928.9343
527	2013/12/17	18:26:00	00:01:00.0	51.3	51.3	0.0	51.3	527	136304.5715
528	2013/12/17	18:27:00	00:01:00.0	52.1	52.1	0.0	52.1	528	161231.4361
529	2013/12/17	18:28:00	00:01:00.0	50.4	50.4	0.0	50.4	529	108846.3164
530	2013/12/17	18:29:00	00:01:00.0	52.8	52.8	0.0	52.8	530	188529.2759
531	2013/12/17	18:30:00	00:01:00.0	50.9	50.9	0.0	50.9	531	123410.7081
532	2013/12/17	18:31:00	00:01:00.0	49.2	49.2	0.0	49.2	532	83721.14501
533	2013/12/17	18:32:00	00:01:00.0	48.5	48.5	0.0	48.5	533	71072.08662
534	2013/12/17	18:33:00	00:01:00.0	51.0	51.0	0.0	51.0	534	127264.7414
535	2013/12/17	18:34:00	00:01:00.0	51.4	51.4	0.0	51.4	535	137937.6332
536	2013/12/17	18:35:00	00:01:00.0	49.9	49.9	0.0	49.9	536	98180.7032
537	2013/12/17	18:36:00	00:01:00.0	50.9	50.9	0.0	50.9	537	122459.0685
538	2013/12/17	18:37:00	00:01:00.0	50.8	50.8	0.0	50.8	538	120653.0739
539	2013/12/17	18:38:00	00:01:00.0	49.8	49.8	0.0	49.8	539	95973.43335
540	2013/12/17	18:39:00	00:01:00.0	51.2	51.2	0.0	51.2	540	131004.4111

Location 8 - Soaring Eagle

Record #	Date	Time	Duration	LAeq	Base Leq	Penalty	Base+Penalty	count	10 ^{^(leq/10)}
541	2013/12/17	18:40:00	00:01:00.0	50.0	50.0	0.0	50.0	541	100229.7808
542	2013/12/17	18:41:00	00:01:00.0	51.1	51.1	0.0	51.1	542	129251.1914
543	2013/12/17	18:42:00	00:01:00.0	48.1	48.1	0.0	48.1	543	65212.18709
544	2013/12/17	18:43:00	00:01:00.0	51.7	51.7	0.0	51.7	544	147792.0358
545	2013/12/17	18:44:00	00:01:00.0	52.4	52.4	0.0	52.4	545	172926.9882
546	2013/12/17	18:45:00	00:01:00.0	50.9	50.9	0.0	50.9	546	122289.2353
547	2013/12/17	18:46:00	00:01:00.0	49.9	49.9	0.0	49.9	547	96649.95249
548	2013/12/17	18:47:00	00:01:00.0	52.0	52.0	0.0	52.0	548	157608.7547
549	2013/12/17	18:48:00	00:01:00.0	51.0	51.0	0.0	51.0	549	126915.0002
550	2013/12/17	18:49:00	00:01:00.0	49.1	49.1	0.0	49.1	550	81883.02783
551	2013/12/17	18:50:00	00:01:00.0	49.2	49.2	0.0	49.2	551	83728.49911
552	2013/12/17	18:51:00	00:01:00.0	48.8	48.8	0.0	48.8	552	76212.24677
553	2013/12/17	18:52:00	00:01:00.0	49.7	49.7	0.0	49.7	553	92557.00685
554	2013/12/17	18:53:00	00:01:00.0	49.1	49.1	0.0	49.1	554	82096.77471
555	2013/12/17	18:54:00	00:01:00.0	47.7	47.7	0.0	47.7	555	58256.32627
556	2013/12/17	18:55:00	00:01:00.0	48.3	48.3	0.0	48.3	556	68041.09611
557	2013/12/17	18:56:00	00:01:00.0	46.8	46.8	0.0	46.8	557	47885.49818
558	2013/12/17	18:57:00	00:01:00.0	50.5	50.5	0.0	50.5	558	111146.982
559	2013/12/17	18:58:00	00:01:00.0	50.1	50.1	0.0	50.1	559	103085.3489
560	2013/12/17	18:59:00	00:01:00.0	48.5	48.5	0.0	48.5	560	70529.79965
561	2013/12/17	19:00:00	00:01:00.0	49.3	49.3	0.0	49.3	561	85120.44287
562	2013/12/17	19:01:00	00:01:00.0	51.0	51.0	0.0	51.0	562	124461.103
563	2013/12/17	19:02:00	00:01:00.0	51.0	51.0	0.0	51.0	563	126276.2838
564	2013/12/17	19:03:00	00:01:00.0	48.9	48.9	0.0	48.9	564	77022.91473
565	2013/12/17	19:04:00	00:01:00.0	47.4	47.4	0.0	47.4	565	55147.81631
566	2013/12/17	19:05:00	00:01:00.0	49.4	49.4	0.0	49.4	566	86452.79176
567	2013/12/17	19:06:00	00:01:00.0	51.1	51.1	0.0	51.1	567	128136.1697
568	2013/12/17	19:07:00	00:01:00.0	51.3	51.3	0.0	51.3	568	135528.4549
569	2013/12/17	19:08:00	00:01:00.0	50.8	50.8	0.0	50.8	569	119169.2608
570	2013/12/17	19:09:00	00:01:00.0	48.5	48.5	0.0	48.5	570	71309.51895
571	2013/12/17	19:10:00	00:01:00.0	48.5	48.5	0.0	48.5	571	70814.16898
572	2013/12/17	19:11:00	00:01:00.0	51.3	51.3	0.0	51.3	572	134985.2787
573	2013/12/17	19:12:00	00:01:00.0	51.7	51.7	0.0	51.7	573	147168.1645
574	2013/12/17	19:13:00	00:01:00.0	50.0	50.0	0.0	50.0	574	99671.15445
575	2013/12/17	19:14:00	00:01:00.0	47.8	47.8	0.0	47.8	575	60372.81775
576	2013/12/17	19:15:00	00:01:00.0	49.2	49.2	0.0	49.2	576	82680.19734
577	2013/12/17	19:16:00	00:01:00.0	52.8	52.8	0.0	52.8	577	188801.8812
578	2013/12/17	19:17:00	00:01:00.0	50.2	50.2	0.0	50.2	578	105345.9203
579	2013/12/17	19:18:00	00:01:00.0	50.7	50.7	0.0	50.7	579	116530.1468
580	2013/12/17	19:19:00	00:01:00.0	48.8	48.8	0.0	48.8	580	75104.25116
581	2013/12/17	19:20:00	00:01:00.0	49.2	49.2	0.0	49.2	581	82466.30773
582	2013/12/17	19:21:00	00:01:00.0	48.7	48.7	0.0	48.7	582	73656.77115
583	2013/12/17	19:22:00	00:01:00.0	50.9	50.9	0.0	50.9	583	121930.139
584	2013/12/17	19:23:00	00:01:00.0	50.3	50.3	0.0	50.3	584	107496.0905
585	2013/12/17	19:24:00	00:01:00.0	49.8	49.8	0.0	49.8	585	95117.74948

Location 8 - Soaring Eagle

Record #	Date	Time	Duration	LAeq	Base Leq	Penalty	Base+Penalty	count	10 ^{^(leq/10)}
586	2013/12/17	19:25:00	00:01:00.0	50.6	50.6	0.0	50.6	586	113758.3679
587	2013/12/17	19:26:00	00:01:00.0	49.4	49.4	0.0	49.4	587	86555.67195
588	2013/12/17	19:27:00	00:01:00.0	47.2	47.2	0.0	47.2	588	53009.41694
589	2013/12/17	19:28:00	00:01:00.0	48.2	48.2	0.0	48.2	589	65718.78326
590	2013/12/17	19:29:00	00:01:00.0	50.3	50.3	0.0	50.3	590	108077.4013
591	2013/12/17	19:30:00	00:01:00.0	51.3	51.3	0.0	51.3	591	133631.9134
592	2013/12/17	19:31:00	00:01:00.0	48.9	48.9	0.0	48.9	592	77934.56538
593	2013/12/17	19:32:00	00:01:00.0	49.9	49.9	0.0	49.9	593	98277.76962
594	2013/12/17	19:33:00	00:01:00.0	50.3	50.3	0.0	50.3	594	106054.4063
595	2013/12/17	19:34:00	00:01:00.0	48.3	48.3	0.0	48.3	595	67739.77265
596	2013/12/17	19:35:00	00:01:00.0	47.9	47.9	0.0	47.9	596	62158.28064
597	2013/12/17	19:36:00	00:01:00.0	48.4	48.4	0.0	48.4	597	69003.48134
598	2013/12/17	19:37:00	00:01:00.0	48.0	48.0	0.0	48.0	598	62687.88376
599	2013/12/17	19:38:00	00:01:00.0	49.5	49.5	0.0	49.5	599	88875.87194
600	2013/12/17	19:39:00	00:01:00.0	49.6	49.6	0.0	49.6	600	92112.23536
601	2013/12/17	19:40:00	00:01:00.0	51.1	51.1	0.0	51.1	601	127638.876
602	2013/12/17	19:41:00	00:01:00.0	49.1	49.1	0.0	49.1	602	80832.26765
603	2013/12/17	19:42:00	00:01:00.0	47.5	47.5	0.0	47.5	603	56678.20157
604	2013/12/17	19:43:00	00:01:00.0	49.8	49.8	0.0	49.8	604	94441.4195
605	2013/12/17	19:44:00	00:01:00.0	47.8	47.8	0.0	47.8	605	60243.08818
606	2013/12/17	19:45:00	00:01:00.0	50.9	50.9	0.0	50.9	606	124031.5528
607	2013/12/17	19:46:00	00:01:00.0	48.8	48.8	0.0	48.8	607	75690.61835
608	2013/12/17	19:47:00	00:01:00.0	48.6	48.6	0.0	48.6	608	72400.18652
609	2013/12/17	19:48:00	00:01:00.0	48.3	48.3	0.0	48.3	609	67707.53114
610	2013/12/17	19:49:00	00:01:00.0	50.3	50.3	0.0	50.3	610	107848.0057
611	2013/12/17	19:50:00	00:01:00.0	48.1	48.1	0.0	48.1	611	64185.24842
612	2013/12/17	19:51:00	00:01:00.0	48.1	48.1	0.0	48.1	612	64704.2671
613	2013/12/17	19:52:00	00:01:00.0	49.0	49.0	0.0	49.0	613	79406.17537
614	2013/12/17	19:53:00	00:01:00.0	49.2	49.2	0.0	49.2	614	82802.44037
615	2013/12/17	19:54:00	00:01:00.0	46.3	46.3	0.0	46.3	615	43055.57449
616	2013/12/17	19:55:00	00:01:00.0	49.1	49.1	0.0	49.1	616	81138.43155
617	2013/12/17	19:56:00	00:01:00.0	49.1	49.1	0.0	49.1	617	82056.69075
618	2013/12/17	19:57:00	00:01:00.0	50.8	50.8	0.0	50.8	618	119866.013
619	2013/12/17	19:58:00	00:01:00.0	48.1	48.1	0.0	48.1	619	65055.02806
620	2013/12/17	19:59:00	00:01:00.0	51.5	51.5	0.0	51.5	620	140883.5117
621	2013/12/17	20:00:00	00:01:00.0	50.0	50.0	0.0	50.0	621	99502.94212
622	2013/12/17	20:01:00	00:01:00.0	50.7	50.7	0.0	50.7	622	116205.6186
623	2013/12/17	20:02:00	00:01:00.0	49.0	49.0	0.0	49.0	623	79851.4331
624	2013/12/17	20:03:00	00:01:00.0	50.4	50.4	0.0	50.4	624	109122.7798
625	2013/12/17	20:04:00	00:01:00.0	50.4	50.4	0.0	50.4	625	108562.1616
626	2013/12/17	20:05:00	00:01:00.0	50.5	50.5	0.0	50.5	626	112059.9185
627	2013/12/17	20:06:00	00:01:00.0	48.8	48.8	0.0	48.8	627	76091.44485
628	2013/12/17	20:07:00	00:01:00.0	50.5	50.5	0.0	50.5	628	112798.4973
629	2013/12/17	20:08:00	00:01:00.0	51.1	51.1	0.0	51.1	629	129980.3999
630	2013/12/17	20:09:00	00:01:00.0	47.9	47.9	0.0	47.9	630	60979.05139

Location 8 - Soaring Eagle

Record #	Date	Time	Duration	LAeq	Base Leq	Penalty	Base+Penalty	count	10 ^{^(leq/10)}
631	2013/12/17	20:10:00	00:01:00.0	47.4	47.4	0.0	47.4	631	55413.8587
632	2013/12/17	20:11:00	00:01:00.0	47.8	47.8	0.0	47.8	632	60446.30824
633	2013/12/17	20:12:00	00:01:00.0	51.5	51.5	0.0	51.5	633	142130.4309
634	2013/12/17	20:13:00	00:01:00.0	48.8	48.8	0.0	48.8	634	76620.41191
635	2013/12/17	20:14:00	00:01:00.0	50.3	50.3	0.0	50.3	635	107551.152
636	2013/12/17	20:15:00	00:01:00.0	50.4	50.4	0.0	50.4	636	110252.3288
637	2013/12/17	20:16:00	00:01:00.0	50.9	50.9	0.0	50.9	637	122159.3325
638	2013/12/17	20:17:00	00:01:00.0	49.2	49.2	0.0	49.2	638	82447.47661
639	2013/12/17	20:18:00	00:01:00.0	49.5	49.5	0.0	49.5	639	89380.51
640	2013/12/17	20:19:00	00:01:00.0	48.3	48.3	0.0	48.3	640	67891.19152
641	2013/12/17	20:20:00	00:01:00.0	47.7	47.7	0.0	47.7	641	58814.74746
642	2013/12/17	20:21:00	00:01:00.0	48.3	48.3	0.0	48.3	642	67091.19027
643	2013/12/17	20:22:00	00:01:00.0	50.8	50.8	0.0	50.8	643	119324.0699
644	2013/12/17	20:23:00	00:01:00.0	48.7	48.7	0.0	48.7	644	74479.30215
645	2013/12/17	20:24:00	00:01:00.0	48.5	48.5	0.0	48.5	645	71514.4443
646	2013/12/17	20:25:00	00:01:00.0	50.4	50.4	0.0	50.4	646	110908.4407
647	2013/12/17	20:26:00	00:01:00.0	48.1	48.1	0.0	48.1	647	64576.74363
648	2013/12/17	20:27:00	00:01:00.0	48.3	48.3	0.0	48.3	648	67370.03871
649	2013/12/17	20:28:00	00:01:00.0	50.3	50.3	0.0	50.3	649	107118.4107
650	2013/12/17	20:29:00	00:01:00.0	48.6	48.6	0.0	48.6	650	72539.33633
651	2013/12/17	20:30:00	00:01:00.0	50.2	50.2	0.0	50.2	651	104987.8749
652	2013/12/17	20:31:00	00:01:00.0	49.9	49.9	0.0	49.9	652	96976.24062
653	2013/12/17	20:32:00	00:01:00.0	51.5	51.5	0.0	51.5	653	142299.6934
654	2013/12/17	20:33:00	00:01:00.0	48.6	48.6	0.0	48.6	654	72839.74101
655	2013/12/17	20:34:00	00:01:00.0	47.3	47.3	0.0	47.3	655	54001.78831
656	2013/12/17	20:35:00	00:01:00.0	47.4	47.4	0.0	47.4	656	54517.94275
657	2013/12/17	20:36:00	00:01:00.0	47.0	47.0	0.0	47.0	657	49944.34572
658	2013/12/17	20:37:00	00:01:00.0	46.5	46.5	0.0	46.5	658	44833.05755
659	2013/12/17	20:38:00	00:01:00.0	50.5	50.5	0.0	50.5	659	111161.8224
660	2013/12/17	20:39:00	00:01:00.0	47.1	47.1	0.0	47.1	660	51794.23985
661	2013/12/17	20:40:00	00:01:00.0	50.8	50.8	0.0	50.8	661	120899.7237
662	2013/12/17	20:41:00	00:01:00.0	51.4	51.4	0.0	51.4	662	138015.1972
663	2013/12/17	20:42:00	00:01:00.0	50.5	50.5	0.0	50.5	663	113223.0527
664	2013/12/17	20:43:00	00:01:00.0	47.7	47.7	0.0	47.7	664	58733.48938
665	2013/12/17	20:44:00	00:01:00.0	46.2	46.2	0.0	46.2	665	41853.44258
666	2013/12/17	20:45:00	00:01:00.0	46.6	46.6	0.0	46.6	666	46008.57106
667	2013/12/17	20:46:00	00:01:00.0	47.1	47.1	0.0	47.1	667	51202.62436
668	2013/12/17	20:47:00	00:01:00.0	50.7	50.7	0.0	50.7	668	116980.1523
669	2013/12/17	20:48:00	00:01:00.0	51.9	51.9	0.0	51.9	669	156192.2898
670	2013/12/17	20:49:00	00:01:00.0	49.0	49.0	0.0	49.0	670	79786.79128
671	2013/12/17	20:50:00	00:01:00.0	48.6	48.6	0.0	48.6	671	71828.96209
672	2013/12/17	20:51:00	00:01:00.0	50.0	50.0	0.0	50.0	672	100328.2561
673	2013/12/17	20:52:00	00:01:00.0	47.5	47.5	0.0	47.5	673	55772.81653
674	2013/12/17	20:53:00	00:01:00.0	46.9	46.9	0.0	46.9	674	48537.80915
675	2013/12/17	20:54:00	00:01:00.0	49.6	49.6	0.0	49.6	675	90437.79083

Location 8 - Soaring Eagle

Record #	Date	Time	Duration	LAeq	Base Leq	Penalty	Base+Penalty	count	10 ^{^(leq/10)}
676	2013/12/17	20:55:00	00:01:00.0	49.2	49.2	0.0	49.2	676	82558.20729
677	2013/12/17	20:56:00	00:01:00.0	48.0	48.0	0.0	48.0	677	62905.53909
678	2013/12/17	20:57:00	00:01:00.0	48.6	48.6	0.0	48.6	678	72240.36094
679	2013/12/17	20:58:00	00:01:00.0	51.2	51.2	0.0	51.2	679	131772.328
680	2013/12/17	20:59:00	00:01:00.0	48.6	48.6	0.0	48.6	680	73150.83436
681	2013/12/17	21:00:00	00:01:00.0	49.9	49.9	0.0	49.9	681	97359.97016
682	2013/12/17	21:01:00	00:01:00.0	48.8	48.8	0.0	48.8	682	75822.50462
683	2013/12/17	21:02:00	00:01:00.0	48.2	48.2	0.0	48.2	683	65817.85654
684	2013/12/17	21:03:00	00:01:00.0	48.3	48.3	0.0	48.3	684	68179.95221
685	2013/12/17	21:04:00	00:01:00.0	46.6	46.6	0.0	46.6	685	45632.94401
686	2013/12/17	21:05:00	00:01:00.0	50.9	50.9	0.0	50.9	686	123980.9036
687	2013/12/17	21:06:00	00:01:00.0	49.7	49.7	0.0	49.7	687	92450.64765
688	2013/12/17	21:07:00	00:01:00.0	49.7	49.7	0.0	49.7	688	93993.45432
689	2013/12/17	21:08:00	00:01:00.0	47.1	47.1	0.0	47.1	689	50912.866
690	2013/12/17	21:09:00	00:01:00.0	49.1	49.1	0.0	49.1	690	81658.64741
691	2013/12/17	21:10:00	00:01:00.0	47.1	47.1	0.0	47.1	691	50830.78132
692	2013/12/17	21:11:00	00:01:00.0	50.9	50.9	0.0	50.9	692	122775.6073
693	2013/12/17	21:12:00	00:01:00.0	50.2	50.2	0.0	50.2	693	104254.2749
694	2013/12/17	21:13:00	00:01:00.0	48.9	48.9	0.0	48.9	694	78178.37232
695	2013/12/17	21:14:00	00:01:00.0	49.6	49.6	0.0	49.6	695	91771.51494
696	2013/12/17	21:15:00	00:01:00.0	45.5	45.5	0.0	45.5	696	35276.33386
697	2013/12/17	21:16:00	00:01:00.0	46.7	46.7	0.0	46.7	697	46304.97673
698	2013/12/17	21:17:00	00:01:00.0	49.6	49.6	0.0	49.6	698	90811.67963
699	2013/12/17	21:18:00	00:01:00.0	49.7	49.7	0.0	49.7	699	92268.76395
700	2013/12/17	21:19:00	00:01:00.0	49.5	49.5	0.0	49.5	700	89142.55297
701	2013/12/17	21:20:00	00:01:00.0	50.1	50.1	0.0	50.1	701	102229.4524
702	2013/12/17	21:21:00	00:01:00.0	48.6	48.6	0.0	48.6	702	72962.62214
703	2013/12/17	21:22:00	00:01:00.0	48.8	48.8	0.0	48.8	703	75709.9677
704	2013/12/17	21:23:00	00:01:00.0	47.9	47.9	0.0	47.9	704	61086.00117
705	2013/12/17	21:24:00	00:01:00.0	46.3	46.3	0.0	46.3	705	42809.17568
706	2013/12/17	21:25:00	00:01:00.0	49.6	49.6	0.0	49.6	706	91675.07665
707	2013/12/17	21:26:00	00:01:00.0	49.3	49.3	0.0	49.3	707	85517.85683
708	2013/12/17	21:27:00	00:01:00.0	47.9	47.9	0.0	47.9	708	61311.50287
709	2013/12/17	21:28:00	00:01:00.0	49.7	49.7	0.0	49.7	709	92412.89478
710	2013/12/17	21:29:00	00:01:00.0	48.8	48.8	0.0	48.8	710	75753.40538
711	2013/12/17	21:30:00	00:01:00.0	49.9	49.9	0.0	49.9	711	97700.92638
712	2013/12/17	21:31:00	00:01:00.0	48.9	48.9	0.0	48.9	712	76834.86262
713	2013/12/17	21:32:00	00:01:00.0	51.6	51.6	0.0	51.6	713	144985.7951
714	2013/12/17	21:33:00	00:01:00.0	49.4	49.4	0.0	49.4	714	87085.83288
715	2013/12/17	21:34:00	00:01:00.0	48.2	48.2	0.0	48.2	715	65368.11809
716	2013/12/17	21:35:00	00:01:00.0	49.4	49.4	0.0	49.4	716	88100.87867
717	2013/12/17	21:36:00	00:01:00.0	50.0	50.0	0.0	50.0	717	99590.81796
718	2013/12/17	21:37:00	00:01:00.0	49.4	49.4	0.0	49.4	718	87379.83275
719	2013/12/17	21:38:00	00:01:00.0	49.2	49.2	0.0	49.2	719	82670.75682
720	2013/12/17	21:39:00	00:01:00.0	49.1	49.1	0.0	49.1	720	81186.12471

Location 8 - Soaring Eagle

Record #	Date	Time	Duration	LAeq	Base Leq	Penalty	Base+Penalty	count	10 ^{^(leq/10)}
721	2013/12/17	21:40:00	00:01:00.0	49.1	49.1	0.0	49.1	721	82191.00579
722	2013/12/17	21:41:00	00:01:00.0	50.0	50.0	0.0	50.0	722	99094.57536
723	2013/12/17	21:42:00	00:01:00.0	50.1	50.1	0.0	50.1	723	101207.7869
724	2013/12/17	21:43:00	00:01:00.0	50.0	50.0	0.0	50.0	724	98933.15822
725	2013/12/17	21:44:00	00:01:00.0	48.4	48.4	0.0	48.4	725	69398.81923
726	2013/12/17	21:45:00	00:01:00.0	50.7	50.7	0.0	50.7	726	117292.213
727	2013/12/17	21:46:00	00:01:00.0	49.3	49.3	0.0	49.3	727	85025.24305
728	2013/12/17	21:47:00	00:01:00.0	48.8	48.8	0.0	48.8	728	76445.89807
729	2013/12/17	21:48:00	00:01:00.0	48.0	48.0	0.0	48.0	729	63008.61713
730	2013/12/17	21:49:00	00:01:00.0	49.8	49.8	0.0	49.8	730	95663.71074
731	2013/12/17	21:50:00	00:01:00.0	49.3	49.3	0.0	49.3	731	84707.76098
732	2013/12/17	21:51:00	00:01:00.0	51.8	51.8	0.0	51.8	732	151296.683
733	2013/12/17	21:52:00	00:01:00.0	48.5	48.5	0.0	48.5	733	71297.5565
734	2013/12/17	21:53:00	00:01:00.0	50.4	50.4	0.0	50.4	734	110532.4605
735	2013/12/17	21:54:00	00:01:00.0	47.2	47.2	0.0	47.2	735	52931.29747
736	2013/12/17	21:55:00	00:01:00.0	49.3	49.3	0.0	49.3	736	85954.33942
737	2013/12/17	21:56:00	00:01:00.0	47.9	47.9	0.0	47.9	737	61131.57202
738	2013/12/17	21:57:00	00:01:00.0	50.4	50.4	0.0	50.4	738	108899.6781
739	2013/12/17	21:58:00	00:01:00.0	49.6	49.6	0.0	49.6	739	91344.55791
740	2013/12/17	21:59:00	00:01:00.0	48.7	48.7	0.0	48.7	740	74432.54144
741	2013/12/17	22:00:00	00:01:00.0	47.5	47.5	10.0	57.5	741	559311.282
742	2013/12/17	22:01:00	00:01:00.0	44.8	44.8	10.0	54.8	742	302120.0834
743	2013/12/17	22:02:00	00:01:00.0	48.9	48.9	10.0	58.9	743	769882.8349
744	2013/12/17	22:03:00	00:01:00.0	50.2	50.2	10.0	60.2	744	1053305.611
745	2013/12/17	22:04:00	00:01:00.0	47.1	47.1	10.0	57.1	745	517556.2957
746	2013/12/17	22:05:00	00:01:00.0	47.6	47.6	10.0	57.6	746	569909.095
747	2013/12/17	22:06:00	00:01:00.0	47.6	47.6	10.0	57.6	747	571599.0815
748	2013/12/17	22:07:00	00:01:00.0	48.3	48.3	10.0	58.3	748	680983.1528
749	2013/12/17	22:08:00	00:01:00.0	47.4	47.4	10.0	57.4	749	543377.5607
750	2013/12/17	22:09:00	00:01:00.0	47.4	47.4	10.0	57.4	750	549583.546
751	2013/12/17	22:10:00	00:01:00.0	47.8	47.8	10.0	57.8	751	600579.5727
752	2013/12/17	22:11:00	00:01:00.0	48.4	48.4	10.0	58.4	752	692433.6884
753	2013/12/17	22:12:00	00:01:00.0	46.9	46.9	10.0	56.9	753	488995.3545
754	2013/12/17	22:13:00	00:01:00.0	43.4	43.4	10.0	53.4	754	219692.0911
755	2013/12/17	22:14:00	00:01:00.0	45.1	45.1	10.0	55.1	755	321276.8441
756	2013/12/17	22:15:00	00:01:00.0	47.4	47.4	10.0	57.4	756	547124.2163
757	2013/12/17	22:16:00	00:01:00.0	49.2	49.2	10.0	59.2	757	840289.5059
758	2013/12/17	22:17:00	00:01:00.0	44.8	44.8	10.0	54.8	758	304480.4535
759	2013/12/17	22:18:00	00:01:00.0	49.0	49.0	10.0	59.0	759	793001.5992
760	2013/12/17	22:19:00	00:01:00.0	47.0	47.0	10.0	57.0	760	502015.1014
761	2013/12/17	22:20:00	00:01:00.0	50.6	50.6	10.0	60.6	761	1156914.026
762	2013/12/17	22:21:00	00:01:00.0	49.1	49.1	10.0	59.1	762	806494.3581
763	2013/12/17	22:22:00	00:01:00.0	47.6	47.6	10.0	57.6	763	574505.9222
764	2013/12/17	22:23:00	00:01:00.0	49.1	49.1	10.0	59.1	764	808521.502
765	2013/12/17	22:24:00	00:01:00.0	48.2	48.2	10.0	58.2	765	659914.6389

Location 8 - Soaring Eagle

Record #	Date	Time	Duration	LAeq	Base Leq	Penalty	Base+Penalty	count	10 ^{^(leq/10)}
766	2013/12/17	22:25:00	00:01:00.0	48.9	48.9	10.0	58.9	766	771925.0766
767	2013/12/17	22:26:00	00:01:00.0	47.8	47.8	10.0	57.8	767	608547.0037
768	2013/12/17	22:27:00	00:01:00.0	48.4	48.4	10.0	58.4	768	697338.5587
769	2013/12/17	22:28:00	00:01:00.0	47.1	47.1	10.0	57.1	769	509735.8744
770	2013/12/17	22:29:00	00:01:00.0	49.0	49.0	10.0	59.0	770	798889.6619
771	2013/12/17	22:30:00	00:01:00.0	47.3	47.3	10.0	57.3	771	532973.8886
772	2013/12/17	22:31:00	00:01:00.0	45.9	45.9	10.0	55.9	772	386122.9508
773	2013/12/17	22:32:00	00:01:00.0	46.1	46.1	10.0	56.1	773	406988.1427
774	2013/12/17	22:33:00	00:01:00.0	48.5	48.5	10.0	58.5	774	710881.947
775	2013/12/17	22:34:00	00:01:00.0	49.9	49.9	10.0	59.9	775	969908.928
776	2013/12/17	22:35:00	00:01:00.0	48.3	48.3	10.0	58.3	776	671196.5982
777	2013/12/17	22:36:00	00:01:00.0	50.4	50.4	10.0	60.4	777	1102828.382
778	2013/12/17	22:37:00	00:01:00.0	49.6	49.6	10.0	59.6	778	917308.1641
779	2013/12/17	22:38:00	00:01:00.0	43.0	43.0	10.0	53.0	779	197640.6676
780	2013/12/17	22:39:00	00:01:00.0	47.9	47.9	10.0	57.9	780	614182.8045
781	2013/12/17	22:40:00	00:01:00.0	48.2	48.2	10.0	58.2	781	659074.107
782	2013/12/17	22:41:00	00:01:00.0	48.0	48.0	10.0	58.0	782	629570.5702
783	2013/12/17	22:42:00	00:01:00.0	48.4	48.4	10.0	58.4	783	687295.2237
784	2013/12/17	22:43:00	00:01:00.0	49.9	49.9	10.0	59.9	784	979367.7887
785	2013/12/17	22:44:00	00:01:00.0	46.6	46.6	10.0	56.6	785	458766.9275
786	2013/12/17	22:45:00	00:01:00.0	50.0	50.0	10.0	60.0	786	995400.0665
787	2013/12/17	22:46:00	00:01:00.0	49.8	49.8	10.0	59.8	787	960078.3385
788	2013/12/17	22:47:00	00:01:00.0	49.8	49.8	10.0	59.8	788	951497.5384
789	2013/12/17	22:48:00	00:01:00.0	46.0	46.0	10.0	56.0	789	400833.5082
790	2013/12/17	22:49:00	00:01:00.0	45.4	45.4	10.0	55.4	790	347637.5117
791	2013/12/17	22:50:00	00:01:00.0	51.8	51.8	10.0	61.8	791	1519249.776
792	2013/12/17	22:51:00	00:01:00.0	53.6	53.6	10.0	63.6	792	2283253.211
793	2013/12/17	22:52:00	00:01:00.0	53.3	53.3	10.0	63.3	793	2130886.201
794	2013/12/17	22:53:00	00:01:00.0	50.7	50.7	10.0	60.7	794	1177413.348
795	2013/12/17	22:54:00	00:01:00.0	51.4	51.4	10.0	61.4	795	1386593.249
796	2013/12/17	22:55:00	00:01:00.0	50.3	50.3	10.0	60.3	796	1061064.925
797	2013/12/17	22:56:00	00:01:00.0	54.0	54.0	10.0	64.0	797	2519040.784
798	2013/12/17	22:57:00	00:01:00.0	49.9	49.9	10.0	59.9	798	988007.2509
799	2013/12/17	22:58:00	00:01:00.0	43.8	43.8	10.0	53.8	799	239034.3483
800	2013/12/17	22:59:00	00:01:00.0	49.0	49.0	10.0	59.0	800	795147.7703
801	2013/12/17	23:00:00	00:01:00.0	46.6	46.6	10.0	56.6	801	459407.6867
802	2013/12/17	23:01:00	00:01:00.0	48.9	48.9	10.0	58.9	802	778298.994
803	2013/12/17	23:02:00	00:01:00.0	50.3	50.3	10.0	60.3	803	1060898.11
804	2013/12/17	23:03:00	00:01:00.0	50.7	50.7	10.0	60.7	804	1166332.65
805	2013/12/17	23:04:00	00:01:00.0	50.9	50.9	10.0	60.9	805	1241066.387
806	2013/12/17	23:05:00	00:01:00.0	52.5	52.5	10.0	62.5	806	1759731.45
807	2013/12/17	23:06:00	00:01:00.0	53.2	53.2	10.0	63.2	807	2087843.55
808	2013/12/17	23:07:00	00:01:00.0	49.7	49.7	10.0	59.7	808	928829.3787
809	2013/12/17	23:08:00	00:01:00.0	49.8	49.8	10.0	59.8	809	963224.7781
810	2013/12/17	23:09:00	00:01:00.0	52.9	52.9	10.0	62.9	810	1960618.572

Location 8 - Soaring Eagle

Record #	Date	Time	Duration	LAeq	Base Leq	Penalty	Base+Penalty	count	10 ^{^(leq/10)}
811	2013/12/17	23:10:00	00:01:00.0	52.2	52.2	10.0	62.2	811	1647417.752
812	2013/12/17	23:11:00	00:01:00.0	54.9	54.9	10.0	64.9	812	3119694.123
813	2013/12/17	23:12:00	00:01:00.0	50.7	50.7	10.0	60.7	813	1185176.718
814	2013/12/17	23:13:00	00:01:00.0	52.6	52.6	10.0	62.6	814	1802248.792
815	2013/12/17	23:14:00	00:01:00.0	54.1	54.1	10.0	64.1	815	2577550.596
816	2013/12/17	23:15:00	00:01:00.0	49.5	49.5	10.0	59.5	816	882769.5017
817	2013/12/17	23:16:00	00:01:00.0	52.6	52.6	10.0	62.6	817	1803168.77
818	2013/12/17	23:17:00	00:01:00.0	56.4	56.4	10.0	66.4	818	4372343.402
819	2013/12/17	23:18:00	00:01:00.0	52.9	52.9	10.0	62.9	819	1930355.438
820	2013/12/17	23:19:00	00:01:00.0	52.6	52.6	10.0	62.6	820	1838547.56
821	2013/12/17	23:20:00	00:01:00.0	52.6	52.6	10.0	62.6	821	1810462.826
822	2013/12/17	23:21:00	00:01:00.0	53.3	53.3	10.0	63.3	822	2122830.699
823	2013/12/17	23:22:00	00:01:00.0	53.7	53.7	10.0	63.7	823	2367153.273
824	2013/12/17	23:23:00	00:01:00.0	55.5	55.5	10.0	65.5	824	3523561.139
825	2013/12/17	23:24:00	00:01:00.0	53.0	53.0	10.0	63.0	825	2014032.467
826	2013/12/17	23:25:00	00:01:00.0	53.4	53.4	10.0	63.4	826	2180981.785
827	2013/12/17	23:26:00	00:01:00.0	52.9	52.9	10.0	62.9	827	1932238.427
828	2013/12/17	23:27:00	00:01:00.0	53.7	53.7	10.0	63.7	828	2328444.074
829	2013/12/17	23:28:00	00:01:00.0	51.2	51.2	10.0	61.2	829	1319812.965
830	2013/12/17	23:29:00	00:01:00.0	47.8	47.8	10.0	57.8	830	599517.0154
831	2013/12/17	23:30:00	00:01:00.0	51.7	51.7	10.0	61.7	831	1485270.559
832	2013/12/17	23:31:00	00:01:00.0	55.0	55.0	10.0	65.0	832	3132608.102
833	2013/12/17	23:32:00	00:01:00.0	51.9	51.9	10.0	61.9	833	1558025.968
834	2013/12/17	23:33:00	00:01:00.0	52.0	52.0	10.0	62.0	834	1573435.919
835	2013/12/17	23:34:00	00:01:00.0	53.2	53.2	10.0	63.2	835	2087298.955
836	2013/12/17	23:35:00	00:01:00.0	48.3	48.3	10.0	58.3	836	670924.8676
837	2013/12/17	23:36:00	00:01:00.0	49.8	49.8	10.0	59.8	837	944177.8052
838	2013/12/17	23:37:00	00:01:00.0	54.2	54.2	10.0	64.2	838	2642040.486
839	2013/12/17	23:38:00	00:01:00.0	51.2	51.2	10.0	61.2	839	1312223.043
840	2013/12/17	23:39:00	00:01:00.0	53.0	53.0	10.0	63.0	840	1977028.265
841	2013/12/17	23:40:00	00:01:00.0	53.0	53.0	10.0	63.0	841	2013811.347
842	2013/12/17	23:41:00	00:01:00.0	52.7	52.7	10.0	62.7	842	1856185.795
843	2013/12/17	23:42:00	00:01:00.0	50.4	50.4	10.0	60.4	843	1093394.234
844	2013/12/17	23:43:00	00:01:00.0	51.6	51.6	10.0	61.6	844	1459410.016
845	2013/12/17	23:44:00	00:01:00.0	47.7	47.7	10.0	57.7	845	590291.685
846	2013/12/17	23:45:00	00:01:00.0	50.3	50.3	10.0	60.3	846	1072478.615
847	2013/12/17	23:46:00	00:01:00.0	46.3	46.3	10.0	56.3	847	428980.8414
848	2013/12/17	23:47:00	00:01:00.0	52.3	52.3	10.0	62.3	848	1686011.094
849	2013/12/17	23:48:00	00:01:00.0	50.3	50.3	10.0	60.3	849	1075658.902
850	2013/12/17	23:49:00	00:01:00.0	50.1	50.1	10.0	60.1	850	1030965.773
851	2013/12/17	23:50:00	00:01:00.0	48.4	48.4	10.0	58.4	851	695337.8851
852	2013/12/17	23:51:00	00:01:00.0	51.4	51.4	10.0	61.4	852	1373027.674
853	2013/12/17	23:52:00	00:01:00.0	49.5	49.5	10.0	59.5	853	891844.5322
854	2013/12/17	23:53:00	00:01:00.0	47.3	47.3	10.0	57.3	854	531697.38
855	2013/12/17	23:54:00	00:01:00.0	49.8	49.8	10.0	59.8	855	955443.8172

Location 8 - Soaring Eagle

Record #	Date	Time	Duration	LAeq	Base Leq	Penalty	Base+Penalty	count	10 ^{^(leq/10)}
856	2013/12/17	23:55:00	00:01:00.0	52.4	52.4	10.0	62.4	856	1719624.32
857	2013/12/17	23:56:00	00:01:00.0	54.7	54.7	10.0	64.7	857	2965431.252
858	2013/12/17	23:57:00	00:01:00.0	49.8	49.8	10.0	59.8	858	965246.4524
859	2013/12/17	23:58:00	00:01:00.0	53.0	53.0	10.0	63.0	859	1974628.067
860	2013/12/17	23:59:00	00:01:00.0	52.0	52.0	10.0	62.0	860	1583332.007
861	2013/12/18	00:00:00	00:01:00.0	49.1	49.1	10.0	59.1	861	820393.2231
862	2013/12/18	00:01:00	00:01:00.0	49.6	49.6	10.0	59.6	862	901643.8379
863	2013/12/18	00:02:00	00:01:00.0	51.1	51.1	10.0	61.1	863	1274779.822
864	2013/12/18	00:03:00	00:01:00.0	48.2	48.2	10.0	58.2	864	653190.4484
865	2013/12/18	00:04:00	00:01:00.0	53.2	53.2	10.0	63.2	865	2066905.339
866	2013/12/18	00:05:00	00:01:00.0	50.4	50.4	10.0	60.4	866	1094009.063
867	2013/12/18	00:06:00	00:01:00.0	48.7	48.7	10.0	58.7	867	740407.7872
868	2013/12/18	00:07:00	00:01:00.0	50.2	50.2	10.0	60.2	868	1037631.365
869	2013/12/18	00:08:00	00:01:00.0	51.2	51.2	10.0	61.2	869	1318221.075
870	2013/12/18	00:09:00	00:01:00.0	51.4	51.4	10.0	61.4	870	1368328.632
871	2013/12/18	00:10:00	00:01:00.0	48.2	48.2	10.0	58.2	871	663384.22
872	2013/12/18	00:11:00	00:01:00.0	54.6	54.6	10.0	64.6	872	2914712.978
873	2013/12/18	00:12:00	00:01:00.0	48.0	48.0	10.0	58.0	873	626188.1785
874	2013/12/18	00:13:00	00:01:00.0	52.8	52.8	10.0	62.8	874	1883971.751
875	2013/12/18	00:14:00	00:01:00.0	47.9	47.9	10.0	57.9	875	613147.3419
876	2013/12/18	00:15:00	00:01:00.0	49.4	49.4	10.0	59.4	876	866870.7125
877	2013/12/18	00:16:00	00:01:00.0	51.1	51.1	10.0	61.1	877	1296008.816
878	2013/12/18	00:17:00	00:01:00.0	49.0	49.0	10.0	59.0	878	785626.9439
879	2013/12/18	00:18:00	00:01:00.0	50.3	50.3	10.0	60.3	879	1073721.872
880	2013/12/18	00:19:00	00:01:00.0	49.0	49.0	10.0	59.0	880	785416.5012
881	2013/12/18	00:20:00	00:01:00.0	44.3	44.3	10.0	54.3	881	266087.4638
882	2013/12/18	00:21:00	00:01:00.0	46.7	46.7	10.0	56.7	882	465676.9232
883	2013/12/18	00:22:00	00:01:00.0	52.7	52.7	10.0	62.7	883	1860882.42
884	2013/12/18	00:23:00	00:01:00.0	46.0	46.0	10.0	56.0	884	401403.9291
885	2013/12/18	00:24:00	00:01:00.0	51.2	51.2	10.0	61.2	885	1327556.393
886	2013/12/18	00:25:00	00:01:00.0	49.7	49.7	10.0	59.7	886	925666.0063
887	2013/12/18	00:26:00	00:01:00.0	52.1	52.1	10.0	62.1	887	1619153.507
888	2013/12/18	00:27:00	00:01:00.0	50.7	50.7	10.0	60.7	888	1164693.631
889	2013/12/18	00:28:00	00:01:00.0	50.7	50.7	10.0	60.7	889	1185667.14
890	2013/12/18	00:29:00	00:01:00.0	48.8	48.8	10.0	58.8	890	766695.5725
891	2013/12/18	00:30:00	00:01:00.0	49.2	49.2	10.0	59.2	891	838707.0735
892	2013/12/18	00:31:00	00:01:00.0	46.8	46.8	10.0	56.8	892	473502.5715
893	2013/12/18	00:32:00	00:01:00.0	46.2	46.2	10.0	56.2	893	419039.1136
894	2013/12/18	00:33:00	00:01:00.0	51.7	51.7	10.0	61.7	894	1470952.756
895	2013/12/18	00:34:00	00:01:00.0	48.7	48.7	10.0	58.7	895	741184.7117
896	2013/12/18	00:35:00	00:01:00.0	48.5	48.5	10.0	58.5	896	707968.7927
897	2013/12/18	00:36:00	00:01:00.0	49.1	49.1	10.0	59.1	897	817936.041
898	2013/12/18	00:37:00	00:01:00.0	48.0	48.0	10.0	58.0	898	626764.8677
899	2013/12/18	00:38:00	00:01:00.0	51.3	51.3	10.0	61.3	899	1356216.981
900	2013/12/18	00:39:00	00:01:00.0	51.0	51.0	10.0	61.0	900	1256745.562

Location 8 - Soaring Eagle

Record #	Date	Time	Duration	LAeq	Base Leq	Penalty	Base+Penalty	count	10 ^{^(leq/10)}
901	2013/12/18	00:40:00	00:01:00.0	47.9	47.9	10.0	57.9	901	621687.6429
902	2013/12/18	00:41:00	00:01:00.0	45.6	45.6	10.0	55.6	902	360980.7597
903	2013/12/18	00:42:00	00:01:00.0	45.4	45.4	10.0	55.4	903	348682.1645
904	2013/12/18	00:43:00	00:01:00.0	43.4	43.4	10.0	53.4	904	216517.732
905	2013/12/18	00:44:00	00:01:00.0	50.0	50.0	10.0	60.0	905	1005932.448
906	2013/12/18	00:45:00	00:01:00.0	47.8	47.8	10.0	57.8	906	602273.2142
907	2013/12/18	00:46:00	00:01:00.0	50.6	50.6	10.0	60.6	907	1157394.786
908	2013/12/18	00:47:00	00:01:00.0	47.9	47.9	10.0	57.9	908	611216.9277
909	2013/12/18	00:48:00	00:01:00.0	45.0	45.0	10.0	55.0	909	315827.7615
910	2013/12/18	00:49:00	00:01:00.0	48.2	48.2	10.0	58.2	910	656323.1016
911	2013/12/18	00:50:00	00:01:00.0	46.5	46.5	10.0	56.5	911	444573.0326
912	2013/12/18	00:51:00	00:01:00.0	46.8	46.8	10.0	56.8	912	474342.2031
913	2013/12/18	00:52:00	00:01:00.0	49.1	49.1	10.0	59.1	913	804035.7232
914	2013/12/18	00:53:00	00:01:00.0	49.6	49.6	10.0	59.6	914	908154.2871
915	2013/12/18	00:54:00	00:01:00.0	48.0	48.0	10.0	58.0	915	637778.0538
916	2013/12/18	00:55:00	00:01:00.0	47.7	47.7	10.0	57.7	916	595532.4017
917	2013/12/18	00:56:00	00:01:00.0	50.9	50.9	10.0	60.9	917	1228345.032
918	2013/12/18	00:57:00	00:01:00.0	47.2	47.2	10.0	57.2	918	521034.7437
919	2013/12/18	00:58:00	00:01:00.0	49.8	49.8	10.0	59.8	919	947744.8579
920	2013/12/18	00:59:00	00:01:00.0	45.5	45.5	10.0	55.5	920	353024.6436
921	2013/12/18	01:00:00	00:01:00.0	47.3	47.3	10.0	57.3	921	542543.9073
922	2013/12/18	01:01:00	00:01:00.0	49.2	49.2	10.0	59.2	922	829026.514
923	2013/12/18	01:02:00	00:01:00.0	47.4	47.4	10.0	57.4	923	550404.3264
924	2013/12/18	01:03:00	00:01:00.0	46.8	46.8	10.0	56.8	924	479305.6673
925	2013/12/18	01:04:00	00:01:00.0	46.8	46.8	10.0	56.8	925	476483.5844
926	2013/12/18	01:05:00	00:01:00.0	45.0	45.0	10.0	55.0	926	317203.1072
927	2013/12/18	01:06:00	00:01:00.0	48.8	48.8	10.0	58.8	927	763186.9233
928	2013/12/18	01:07:00	00:01:00.0	45.1	45.1	10.0	55.1	928	321330.1841
929	2013/12/18	01:08:00	00:01:00.0	46.6	46.6	10.0	56.6	929	453696.4338
930	2013/12/18	01:09:00	00:01:00.0	48.0	48.0	10.0	58.0	930	632756.6598
931	2013/12/18	01:10:00	00:01:00.0	47.9	47.9	10.0	57.9	931	616971.743
932	2013/12/18	01:11:00	00:01:00.0	44.4	44.4	10.0	54.4	932	275914.9922
933	2013/12/18	01:12:00	00:01:00.0	51.9	51.9	10.0	61.9	933	1549867.771
934	2013/12/18	01:13:00	00:01:00.0	50.6	50.6	10.0	60.6	934	1147117.956
935	2013/12/18	01:14:00	00:01:00.0	46.0	46.0	10.0	56.0	935	394327.3111
936	2013/12/18	01:15:00	00:01:00.0	45.0	45.0	10.0	55.0	936	317514.758
937	2013/12/18	01:16:00	00:01:00.0	45.3	45.3	10.0	55.3	937	339486.9898
938	2013/12/18	01:17:00	00:01:00.0	47.7	47.7	10.0	57.7	938	592441.1106
939	2013/12/18	01:18:00	00:01:00.0	45.5	45.5	10.0	55.5	939	351210.0544
940	2013/12/18	01:19:00	00:01:00.0	40.8	40.8	10.0	50.8	940	119498.3918
941	2013/12/18	01:20:00	00:01:00.0	45.7	45.7	10.0	55.7	941	367483.4697
942	2013/12/18	01:21:00	00:01:00.0	46.0	46.0	10.0	56.0	942	402444.3277
943	2013/12/18	01:22:00	00:01:00.0	42.1	42.1	10.0	52.1	943	163587.3416
944	2013/12/18	01:23:00	00:01:00.0	52.9	52.9	10.0	62.9	944	1960749.459
945	2013/12/18	01:24:00	00:01:00.0	50.0	50.0	10.0	60.0	945	990997.1094

Location 8 - Soaring Eagle

Record #	Date	Time	Duration	LAeq	Base Leq	Penalty	Base+Penalty	count	10 ^{^(leq/10)}
946	2013/12/18	01:25:00	00:01:00.0	50.6	50.6	10.0	60.6	946	1135784.517
947	2013/12/18	01:26:00	00:01:00.0	48.1	48.1	10.0	58.1	947	645419.2568
948	2013/12/18	01:27:00	00:01:00.0	46.4	46.4	10.0	56.4	948	436887.6787
949	2013/12/18	01:28:00	00:01:00.0	47.4	47.4	10.0	57.4	949	547595.3831
950	2013/12/18	01:29:00	00:01:00.0	46.2	46.2	10.0	56.2	950	414864.7834
951	2013/12/18	01:30:00	00:01:00.0	47.4	47.4	10.0	57.4	951	548855.0982
952	2013/12/18	01:31:00	00:01:00.0	48.9	48.9	10.0	58.9	952	773653.9602
953	2013/12/18	01:32:00	00:01:00.0	51.5	51.5	10.0	61.5	953	1404325.571
954	2013/12/18	01:33:00	00:01:00.0	46.2	46.2	10.0	56.2	954	417043.421
955	2013/12/18	01:34:00	00:01:00.0	47.6	47.6	10.0	57.6	955	571835.607
956	2013/12/18	01:35:00	00:01:00.0	48.4	48.4	10.0	58.4	956	694449.7947
957	2013/12/18	01:36:00	00:01:00.0	43.2	43.2	10.0	53.2	957	208153.8999
958	2013/12/18	01:37:00	00:01:00.0	46.6	46.6	10.0	56.6	958	454316.543
959	2013/12/18	01:38:00	00:01:00.0	50.4	50.4	10.0	60.4	959	1092801.827
960	2013/12/18	01:39:00	00:01:00.0	48.6	48.6	10.0	58.6	960	722568.6074
961	2013/12/18	01:40:00	00:01:00.0	52.2	52.2	10.0	62.2	961	1641766.659
962	2013/12/18	01:41:00	00:01:00.0	49.3	49.3	10.0	59.3	962	859834.1161
963	2013/12/18	01:42:00	00:01:00.0	43.3	43.3	10.0	53.3	963	214211.5935
964	2013/12/18	01:43:00	00:01:00.0	46.8	46.8	10.0	56.8	964	483553.8094
965	2013/12/18	01:44:00	00:01:00.0	53.2	53.2	10.0	63.2	965	2083893.421
966	2013/12/18	01:45:00	00:01:00.0	51.6	51.6	10.0	61.6	966	1445330.079
967	2013/12/18	01:46:00	00:01:00.0	45.2	45.2	10.0	55.2	967	329072.5384
968	2013/12/18	01:47:00	00:01:00.0	47.3	47.3	10.0	57.3	968	536283.1477
969	2013/12/18	01:48:00	00:01:00.0	49.4	49.4	10.0	59.4	969	861628.1922
970	2013/12/18	01:49:00	00:01:00.0	48.1	48.1	10.0	58.1	970	645941.0291
971	2013/12/18	01:50:00	00:01:00.0	49.6	49.6	10.0	59.6	971	906991.9961
972	2013/12/18	01:51:00	00:01:00.0	48.6	48.6	10.0	58.6	972	720539.217
973	2013/12/18	01:52:00	00:01:00.0	49.9	49.9	10.0	59.9	973	979045.2504
974	2013/12/18	01:53:00	00:01:00.0	50.3	50.3	10.0	60.3	974	1078327.552
975	2013/12/18	01:54:00	00:01:00.0	48.6	48.6	10.0	58.6	975	729819.1516
976	2013/12/18	01:55:00	00:01:00.0	50.0	50.0	10.0	60.0	976	1001449.476
977	2013/12/18	01:56:00	00:01:00.0	48.2	48.2	10.0	58.2	977	662137.2619
978	2013/12/18	01:57:00	00:01:00.0	50.9	50.9	10.0	60.9	978	1216377.875
979	2013/12/18	01:58:00	00:01:00.0	48.0	48.0	10.0	58.0	979	632972.344
980	2013/12/18	01:59:00	00:01:00.0	49.4	49.4	10.0	59.4	980	866594.3574
981	2013/12/18	02:00:00	00:01:00.0	45.2	45.2	10.0	55.2	981	331041.3178
982	2013/12/18	02:01:00	00:01:00.0	46.3	46.3	10.0	56.3	982	424017.5227
983	2013/12/18	02:02:00	00:01:00.0	43.8	43.8	10.0	53.8	983	242625.971
984	2013/12/18	02:03:00	00:01:00.0	47.0	47.0	10.0	57.0	984	503678.481
985	2013/12/18	02:04:00	00:01:00.0	47.8	47.8	10.0	57.8	985	605741.8752
986	2013/12/18	02:05:00	00:01:00.0	40.5	40.5	10.0	50.5	986	112280.618
987	2013/12/18	02:06:00	00:01:00.0	46.9	46.9	10.0	56.9	987	494981.3684
988	2013/12/18	02:07:00	00:01:00.0	44.8	44.8	10.0	54.8	988	301626.0994
989	2013/12/18	02:08:00	00:01:00.0	43.9	43.9	10.0	53.9	989	247346.3966
990	2013/12/18	02:09:00	00:01:00.0	47.9	47.9	10.0	57.9	990	614156.9102

Location 8 - Soaring Eagle

Record #	Date	Time	Duration	LAeq	Base Leq	Penalty	Base+Penalty	count	10 ^{^(leq/10)}
991	2013/12/18	02:10:00	00:01:00.0	46.1	46.1	10.0	56.1	991	407549.423
992	2013/12/18	02:11:00	00:01:00.0	43.6	43.6	10.0	53.6	992	231528.5588
993	2013/12/18	02:12:00	00:01:00.0	45.8	45.8	10.0	55.8	993	379143.8503
994	2013/12/18	02:13:00	00:01:00.0	47.8	47.8	10.0	57.8	994	608445.452
995	2013/12/18	02:14:00	00:01:00.0	52.0	52.0	10.0	62.0	995	1602155.504
996	2013/12/18	02:15:00	00:01:00.0	47.0	47.0	10.0	57.0	996	496902.0082
997	2013/12/18	02:16:00	00:01:00.0	45.8	45.8	10.0	55.8	997	384474.4439
998	2013/12/18	02:17:00	00:01:00.0	43.0	43.0	10.0	53.0	998	197494.3762
999	2013/12/18	02:18:00	00:01:00.0	50.4	50.4	10.0	60.4	999	1099368.825
1000	2013/12/18	02:19:00	00:01:00.0	47.6	47.6	10.0	57.6	1000	573638.1156
1001	2013/12/18	02:20:00	00:01:00.0	49.8	49.8	10.0	59.8	1001	951558.5511
1002	2013/12/18	02:21:00	00:01:00.0	41.5	41.5	10.0	51.5	1002	139892.0878
1003	2013/12/18	02:22:00	00:01:00.0	44.9	44.9	10.0	54.9	1003	306217.9034
1004	2013/12/18	02:23:00	00:01:00.0	49.7	49.7	10.0	59.7	1004	933242.1687
1005	2013/12/18	02:24:00	00:01:00.0	38.9	38.9	10.0	48.9	1005	77431.00056
1006	2013/12/18	02:25:00	00:01:00.0	47.7	47.7	10.0	57.7	1006	584615.2193
1007	2013/12/18	02:26:00	00:01:00.0	50.1	50.1	10.0	60.1	1007	1029073.973
1008	2013/12/18	02:27:00	00:01:00.0	46.4	46.4	10.0	56.4	1008	441334.3809
1009	2013/12/18	02:28:00	00:01:00.0	42.9	42.9	10.0	52.9	1009	194738.4007
1010	2013/12/18	02:29:00	00:01:00.0	50.0	50.0	10.0	60.0	1010	1008699.192
1011	2013/12/18	02:30:00	00:01:00.0	45.0	45.0	10.0	55.0	1011	314277.7898
1012	2013/12/18	02:31:00	00:01:00.0	45.2	45.2	10.0	55.2	1012	327934.5121
1013	2013/12/18	02:32:00	00:01:00.0	52.4	52.4	10.0	62.4	1013	1757287.868
1014	2013/12/18	02:33:00	00:01:00.0	50.5	50.5	10.0	60.5	1014	1120223.246
1015	2013/12/18	02:34:00	00:01:00.0	46.7	46.7	10.0	56.7	1015	463500.2335
1016	2013/12/18	02:35:00	00:01:00.0	45.6	45.6	10.0	55.6	1016	366528.9446
1017	2013/12/18	02:36:00	00:01:00.0	41.9	41.9	10.0	51.9	1017	156325.0128
1018	2013/12/18	02:37:00	00:01:00.0	50.8	50.8	10.0	60.8	1018	1209465.644
1019	2013/12/18	02:38:00	00:01:00.0	48.1	48.1	10.0	58.1	1019	648350.6062
1020	2013/12/18	02:39:00	00:01:00.0	48.4	48.4	10.0	58.4	1020	698059.8662
1021	2013/12/18	02:40:00	00:01:00.0	48.5	48.5	10.0	58.5	1021	710398.1901
1022	2013/12/18	02:41:00	00:01:00.0	49.8	49.8	10.0	59.8	1022	955651.9689
1023	2013/12/18	02:42:00	00:01:00.0	48.3	48.3	10.0	58.3	1023	678920.8602
1024	2013/12/18	02:43:00	00:01:00.0	48.7	48.7	10.0	58.7	1024	733213.0377
1025	2013/12/18	02:44:00	00:01:00.0	49.2	49.2	10.0	59.2	1025	830791.3357
1026	2013/12/18	02:45:00	00:01:00.0	49.1	49.1	10.0	59.1	1026	807105.9371
1027	2013/12/18	02:46:00	00:01:00.0	43.3	43.3	10.0	53.3	1027	214871.72
1028	2013/12/18	02:47:00	00:01:00.0	42.2	42.2	10.0	52.2	1028	167483.3186
1029	2013/12/18	02:48:00	00:01:00.0	42.4	42.4	10.0	52.4	1029	171866.3935
1030	2013/12/18	02:49:00	00:01:00.0	49.3	49.3	10.0	59.3	1030	841490.4849
1031	2013/12/18	02:50:00	00:01:00.0	50.2	50.2	10.0	60.2	1031	1046892.38
1032	2013/12/18	02:51:00	00:01:00.0	51.0	51.0	10.0	61.0	1032	1247113.748
1033	2013/12/18	02:52:00	00:01:00.0	49.0	49.0	10.0	59.0	1033	796052.054
1034	2013/12/18	02:53:00	00:01:00.0	48.7	48.7	10.0	58.7	1034	733005.0456
1035	2013/12/18	02:54:00	00:01:00.0	46.0	46.0	10.0	56.0	1035	401221.6868

Location 8 - Soaring Eagle

Record #	Date	Time	Duration	LAeq	Base Leq	Penalty	Base+Penalty	count	10 ^{^(leq/10)}
1036	2013/12/18	02:55:00	00:01:00.0	45.9	45.9	10.0	55.9	1036	387085.3204
1037	2013/12/18	02:56:00	00:01:00.0	47.8	47.8	10.0	57.8	1037	605910.5628
1038	2013/12/18	02:57:00	00:01:00.0	44.9	44.9	10.0	54.9	1038	309186.3132
1039	2013/12/18	02:58:00	00:01:00.0	47.0	47.0	10.0	57.0	1039	506886.8694
1040	2013/12/18	02:59:00	00:01:00.0	47.3	47.3	10.0	57.3	1040	536695.0062
1041	2013/12/18	03:00:00	00:01:00.0	43.9	43.9	10.0	53.9	1041	243032.0805
1042	2013/12/18	03:01:00	00:01:00.0	47.3	47.3	10.0	57.3	1042	540575.9877
1043	2013/12/18	03:02:00	00:01:00.0	36.7	36.7	10.0	46.7	1043	47016.46627
1044	2013/12/18	03:03:00	00:01:00.0	49.8	49.8	10.0	59.8	1044	949389.5739
1045	2013/12/18	03:04:00	00:01:00.0	50.0	50.0	10.0	60.0	1045	991153.8043
1046	2013/12/18	03:05:00	00:01:00.0	48.9	48.9	10.0	58.9	1046	767554.6891
1047	2013/12/18	03:06:00	00:01:00.0	42.6	42.6	10.0	52.6	1047	180325.4299
1048	2013/12/18	03:07:00	00:01:00.0	45.1	45.1	10.0	55.1	1048	321759.484
1049	2013/12/18	03:08:00	00:01:00.0	49.4	49.4	10.0	59.4	1049	872326.7065
1050	2013/12/18	03:09:00	00:01:00.0	49.7	49.7	10.0	59.7	1050	930756.7879
1051	2013/12/18	03:10:00	00:01:00.0	48.3	48.3	10.0	58.3	1051	681991.1874
1052	2013/12/18	03:11:00	00:01:00.0	43.6	43.6	10.0	53.6	1052	226506.3667
1053	2013/12/18	03:12:00	00:01:00.0	44.9	44.9	10.0	54.9	1053	307268.4213
1054	2013/12/18	03:13:00	00:01:00.0	50.5	50.5	10.0	60.5	1054	1128111.801
1055	2013/12/18	03:14:00	00:01:00.0	46.6	46.6	10.0	56.6	1055	451920.5635
1056	2013/12/18	03:15:00	00:01:00.0	48.2	48.2	10.0	58.2	1056	666384.8702
1057	2013/12/18	03:16:00	00:01:00.0	53.5	53.5	10.0	63.5	1057	2231004.481
1058	2013/12/18	03:17:00	00:01:00.0	47.9	47.9	10.0	57.9	1058	611107.9523
1059	2013/12/18	03:18:00	00:01:00.0	50.8	50.8	10.0	60.8	1059	1197708.72
1060	2013/12/18	03:19:00	00:01:00.0	48.1	48.1	10.0	58.1	1060	640428.8252
1061	2013/12/18	03:20:00	00:01:00.0	49.4	49.4	10.0	59.4	1061	869624.602
1062	2013/12/18	03:21:00	00:01:00.0	47.3	47.3	10.0	57.3	1062	531908.0501
1063	2013/12/18	03:22:00	00:01:00.0	43.1	43.1	10.0	53.1	1063	204639.0999
1064	2013/12/18	03:23:00	00:01:00.0	50.6	50.6	10.0	60.6	1064	1146560.894
1065	2013/12/18	03:24:00	00:01:00.0	48.3	48.3	10.0	58.3	1065	675664.323
1066	2013/12/18	03:25:00	00:01:00.0	46.4	46.4	10.0	56.4	1066	440200.0169
1067	2013/12/18	03:26:00	00:01:00.0	50.6	50.6	10.0	60.6	1067	1143847.958
1068	2013/12/18	03:27:00	00:01:00.0	51.0	51.0	10.0	61.0	1068	1257845.511
1069	2013/12/18	03:28:00	00:01:00.0	46.0	46.0	10.0	56.0	1069	397453.7982
1070	2013/12/18	03:29:00	00:01:00.0	53.5	53.5	10.0	63.5	1070	2250835.468
1071	2013/12/18	03:30:00	00:01:00.0	50.3	50.3	10.0	60.3	1071	1064752.734
1072	2013/12/18	03:31:00	00:01:00.0	51.7	51.7	10.0	61.7	1072	1479979.368
1073	2013/12/18	03:32:00	00:01:00.0	52.8	52.8	10.0	62.8	1073	1913336.276
1074	2013/12/18	03:33:00	00:01:00.0	51.0	51.0	10.0	61.0	1074	1256016.107
1075	2013/12/18	03:34:00	00:01:00.0	50.7	50.7	10.0	60.7	1075	1180957.706
1076	2013/12/18	03:35:00	00:01:00.0	54.4	54.4	10.0	64.4	1076	2747990.315
1077	2013/12/18	03:36:00	00:01:00.0	49.5	49.5	10.0	59.5	1077	888877.387
1078	2013/12/18	03:37:00	00:01:00.0	54.0	54.0	10.0	64.0	1078	2504765.598
1079	2013/12/18	03:38:00	00:01:00.0	50.5	50.5	10.0	60.5	1079	1134685.655
1080	2013/12/18	03:39:00	00:01:00.0	49.3	49.3	10.0	59.3	1080	860111.3373

Location 8 - Soaring Eagle

Record #	Date	Time	Duration	LAeq	Base Leq	Penalty	Base+Penalty	count	10 ^{^(leq/10)}
1081	2013/12/18	03:40:00	00:01:00.0	51.3	51.3	10.0	61.3	1081	1350006.932
1082	2013/12/18	03:41:00	00:01:00.0	52.7	52.7	10.0	62.7	1082	1868309.828
1083	2013/12/18	03:42:00	00:01:00.0	49.5	49.5	10.0	59.5	1083	886376.2341
1084	2013/12/18	03:43:00	00:01:00.0	55.4	55.4	10.0	65.4	1084	3439471.978
1085	2013/12/18	03:44:00	00:01:00.0	50.2	50.2	10.0	60.2	1085	1050092.716
1086	2013/12/18	03:45:00	00:01:00.0	51.6	51.6	10.0	61.6	1086	1431626.143
1087	2013/12/18	03:46:00	00:01:00.0	50.7	50.7	10.0	60.7	1087	1167416.015
1088	2013/12/18	03:47:00	00:01:00.0	50.9	50.9	10.0	60.9	1088	1225189.963
1089	2013/12/18	03:48:00	00:01:00.0	52.1	52.1	10.0	62.1	1089	1614903.841
1090	2013/12/18	03:49:00	00:01:00.0	51.2	51.2	10.0	61.2	1090	1330999.624
1091	2013/12/18	03:50:00	00:01:00.0	50.0	50.0	10.0	60.0	1091	1004122.744
1092	2013/12/18	03:51:00	00:01:00.0	51.4	51.4	10.0	61.4	1092	1386236.439
1093	2013/12/18	03:52:00	00:01:00.0	49.5	49.5	10.0	59.5	1093	899356.3564
1094	2013/12/18	03:53:00	00:01:00.0	51.3	51.3	10.0	61.3	1094	1341846.115
1095	2013/12/18	03:54:00	00:01:00.0	50.4	50.4	10.0	60.4	1095	1095445.651
1096	2013/12/18	03:55:00	00:01:00.0	51.1	51.1	10.0	61.1	1096	1292009.075
1097	2013/12/18	03:56:00	00:01:00.0	51.7	51.7	10.0	61.7	1097	1483658.934
1098	2013/12/18	03:57:00	00:01:00.0	55.1	55.1	10.0	65.1	1098	3265421.781
1099	2013/12/18	03:58:00	00:01:00.0	54.0	54.0	10.0	64.0	1099	2488841.491
1100	2013/12/18	03:59:00	00:01:00.0	54.8	54.8	10.0	64.8	1100	3038331.223
1101	2013/12/18	04:00:00	00:01:00.0	50.8	50.8	10.0	60.8	1101	1202381.448
1102	2013/12/18	04:01:00	00:01:00.0	51.8	51.8	10.0	61.8	1102	1527084.495
1103	2013/12/18	04:02:00	00:01:00.0	53.7	53.7	10.0	63.7	1103	2340904.094
1104	2013/12/18	04:03:00	00:01:00.0	52.3	52.3	10.0	62.3	1104	1701321.986
1105	2013/12/18	04:04:00	00:01:00.0	51.0	51.0	10.0	61.0	1105	1253577.003
1106	2013/12/18	04:05:00	00:01:00.0	49.2	49.2	10.0	59.2	1106	832499.2192
1107	2013/12/18	04:06:00	00:01:00.0	51.2	51.2	10.0	61.2	1107	1329845.049
1108	2013/12/18	04:07:00	00:01:00.0	51.2	51.2	10.0	61.2	1108	1314485.265
1109	2013/12/18	04:08:00	00:01:00.0	50.5	50.5	10.0	60.5	1109	1115981.546
1110	2013/12/18	04:09:00	00:01:00.0	52.0	52.0	10.0	62.0	1110	1598832.146
1111	2013/12/18	04:10:00	00:01:00.0	53.4	53.4	10.0	63.4	1111	2164182.897
1112	2013/12/18	04:11:00	00:01:00.0	55.6	55.6	10.0	65.6	1112	3653907.022
1113	2013/12/18	04:12:00	00:01:00.0	54.3	54.3	10.0	64.3	1113	2673880.244
1114	2013/12/18	04:13:00	00:01:00.0	52.7	52.7	10.0	62.7	1114	1866639.975
1115	2013/12/18	04:14:00	00:01:00.0	55.8	55.8	10.0	65.8	1115	3821163.876
1116	2013/12/18	04:15:00	00:01:00.0	55.3	55.3	10.0	65.3	1116	3372303.364
1117	2013/12/18	04:16:00	00:01:00.0	48.4	48.4	10.0	58.4	1117	687042.3211
1118	2013/12/18	04:17:00	00:01:00.0	53.2	53.2	10.0	63.2	1118	2083188.827
1119	2013/12/18	04:18:00	00:01:00.0	51.0	51.0	10.0	61.0	1119	1253861.119
1120	2013/12/18	04:19:00	00:01:00.0	54.2	54.2	10.0	64.2	1120	2638401.847
1121	2013/12/18	04:20:00	00:01:00.0	51.4	51.4	10.0	61.4	1121	1377445.186
1122	2013/12/18	04:21:00	00:01:00.0	53.1	53.1	10.0	63.1	1122	2045686.508
1123	2013/12/18	04:22:00	00:01:00.0	55.4	55.4	10.0	65.4	1123	3460976.773
1124	2013/12/18	04:23:00	00:01:00.0	55.2	55.2	10.0	65.2	1124	3319672.768
1125	2013/12/18	04:24:00	00:01:00.0	50.6	50.6	10.0	60.6	1125	1148552.653

Location 8 - Soaring Eagle

Record #	Date	Time	Duration	LAeq	Base Leq	Penalty	Base+Penalty	count	10 ^{^(leq/10)}
1126	2013/12/18	04:25:00	00:01:00.0	50.4	50.4	10.0	60.4	1126	1104046.695
1127	2013/12/18	04:26:00	00:01:00.0	50.9	50.9	10.0	60.9	1127	1216963.513
1128	2013/12/18	04:27:00	00:01:00.0	53.4	53.4	10.0	63.4	1128	2184795.446
1129	2013/12/18	04:28:00	00:01:00.0	55.5	55.5	10.0	65.5	1129	3569634.487
1130	2013/12/18	04:29:00	00:01:00.0	53.9	53.9	10.0	63.9	1130	2456685.592
1131	2013/12/18	04:30:00	00:01:00.0	52.4	52.4	10.0	62.4	1131	1745448.823
1132	2013/12/18	04:31:00	00:01:00.0	51.0	51.0	10.0	61.0	1132	1267299.704
1133	2013/12/18	04:32:00	00:01:00.0	52.8	52.8	10.0	62.8	1133	1911290.387
1134	2013/12/18	04:33:00	00:01:00.0	53.5	53.5	10.0	63.5	1134	2237563.218
1135	2013/12/18	04:34:00	00:01:00.0	53.0	53.0	10.0	63.0	1135	1977498.928
1136	2013/12/18	04:35:00	00:01:00.0	51.0	51.0	10.0	61.0	1136	1262770.602
1137	2013/12/18	04:36:00	00:01:00.0	52.0	52.0	10.0	62.0	1137	1591860.696
1138	2013/12/18	04:37:00	00:01:00.0	52.6	52.6	10.0	62.6	1138	1833954.02
1139	2013/12/18	04:38:00	00:01:00.0	53.4	53.4	10.0	63.4	1139	2178670.759
1140	2013/12/18	04:39:00	00:01:00.0	50.7	50.7	10.0	60.7	1140	1164022.718
1141	2013/12/18	04:40:00	00:01:00.0	48.6	48.6	10.0	58.6	1141	728243.8743
1142	2013/12/18	04:41:00	00:01:00.0	52.9	52.9	10.0	62.9	1142	1962263.907
1143	2013/12/18	04:42:00	00:01:00.0	52.2	52.2	10.0	62.2	1143	1664977.859
1144	2013/12/18	04:43:00	00:01:00.0	50.7	50.7	10.0	60.7	1144	1177686.409
1145	2013/12/18	04:44:00	00:01:00.0	50.5	50.5	10.0	60.5	1145	1132102.242
1146	2013/12/18	04:45:00	00:01:00.0	53.9	53.9	10.0	63.9	1146	2465185.008
1147	2013/12/18	04:46:00	00:01:00.0	52.9	52.9	10.0	62.9	1147	1940092.076
1148	2013/12/18	04:47:00	00:01:00.0	51.5	51.5	10.0	61.5	1148	1424934.366
1149	2013/12/18	04:48:00	00:01:00.0	52.4	52.4	10.0	62.4	1149	1732945.043
1150	2013/12/18	04:49:00	00:01:00.0	52.8	52.8	10.0	62.8	1150	1899002.529
1151	2013/12/18	04:50:00	00:01:00.0	52.9	52.9	10.0	62.9	1151	1954995.248
1152	2013/12/18	04:51:00	00:01:00.0	49.5	49.5	10.0	59.5	1152	901554.3493
1153	2013/12/18	04:52:00	00:01:00.0	41.9	41.9	10.0	51.9	1153	153253.3326
1154	2013/12/18	04:53:00	00:01:00.0	48.9	48.9	10.0	58.9	1154	777772.7755
1155	2013/12/18	04:54:00	00:01:00.0	50.8	50.8	10.0	60.8	1155	1191241.548
1156	2013/12/18	04:55:00	00:01:00.0	45.1	45.1	10.0	55.1	1156	327051.9746
1157	2013/12/18	04:56:00	00:01:00.0	50.2	50.2	10.0	60.2	1157	1058441.786
1158	2013/12/18	04:57:00	00:01:00.0	49.6	49.6	10.0	59.6	1158	902642.2772
1159	2013/12/18	04:58:00	00:01:00.0	49.1	49.1	10.0	59.1	1159	816101.7488
1160	2013/12/18	04:59:00	00:01:00.0	52.8	52.8	10.0	62.8	1160	1894930.261
1161	2013/12/18	05:00:00	00:01:00.0	48.8	48.8	10.0	58.8	1161	758892.6714
1162	2013/12/18	05:01:00	00:01:00.0	51.5	51.5	10.0	61.5	1162	1412576.008
1163	2013/12/18	05:02:00	00:01:00.0	53.6	53.6	10.0	63.6	1163	2312074.619
1164	2013/12/18	05:03:00	00:01:00.0	48.7	48.7	10.0	58.7	1164	747029.8166
1165	2013/12/18	05:04:00	00:01:00.0	52.9	52.9	10.0	62.9	1165	1954195.196
1166	2013/12/18	05:05:00	00:01:00.0	51.6	51.6	10.0	61.6	1166	1455685.738
1167	2013/12/18	05:06:00	00:01:00.0	51.4	51.4	10.0	61.4	1167	1391522.456
1168	2013/12/18	05:07:00	00:01:00.0	49.7	49.7	10.0	59.7	1168	943852.7621
1169	2013/12/18	05:08:00	00:01:00.0	52.7	52.7	10.0	62.7	1169	1880802.135
1170	2013/12/18	05:09:00	00:01:00.0	51.4	51.4	10.0	61.4	1170	1371396.896

Location 8 - Soaring Eagle

Record #	Date	Time	Duration	LAeq	Base Leq	Penalty	Base+Penalty	count	10 ^{^(leq/10)}
1171	2013/12/18	05:10:00	00:01:00.0	47.9	47.9	10.0	57.9	1171	614449.904
1172	2013/12/18	05:11:00	00:01:00.0	49.5	49.5	10.0	59.5	1172	887877.0159
1173	2013/12/18	05:12:00	00:01:00.0	50.5	50.5	10.0	60.5	1173	1110826.639
1174	2013/12/18	05:13:00	00:01:00.0	51.7	51.7	10.0	61.7	1174	1486412.533
1175	2013/12/18	05:14:00	00:01:00.0	53.7	53.7	10.0	63.7	1175	2346421.126
1176	2013/12/18	05:15:00	00:01:00.0	49.5	49.5	10.0	59.5	1176	898854.0793
1177	2013/12/18	05:16:00	00:01:00.0	49.5	49.5	10.0	59.5	1177	884442.0608
1178	2013/12/18	05:17:00	00:01:00.0	49.6	49.6	10.0	59.6	1178	901945.6304
1179	2013/12/18	05:18:00	00:01:00.0	48.9	48.9	10.0	58.9	1179	779290.2071
1180	2013/12/18	05:19:00	00:01:00.0	49.8	49.8	10.0	59.8	1180	952459.9887
1181	2013/12/18	05:20:00	00:01:00.0	52.7	52.7	10.0	62.7	1181	1881823.369
1182	2013/12/18	05:21:00	00:01:00.0	49.9	49.9	10.0	59.9	1182	977902.1707
1183	2013/12/18	05:22:00	00:01:00.0	50.2	50.2	10.0	60.2	1183	1053057.689
1184	2013/12/18	05:23:00	00:01:00.0	48.0	48.0	10.0	58.0	1184	625690.6057
1185	2013/12/18	05:24:00	00:01:00.0	50.8	50.8	10.0	60.8	1185	1203555.383
1186	2013/12/18	05:25:00	00:01:00.0	48.2	48.2	10.0	58.2	1186	658878.4649
1187	2013/12/18	05:26:00	00:01:00.0	50.5	50.5	10.0	60.5	1187	1110087.294
1188	2013/12/18	05:27:00	00:01:00.0	51.9	51.9	10.0	61.9	1188	1562696.864
1189	2013/12/18	05:28:00	00:01:00.0	50.2	50.2	10.0	60.2	1189	1046805.945
1190	2013/12/18	05:29:00	00:01:00.0	51.7	51.7	10.0	61.7	1190	1481750.979
1191	2013/12/18	05:30:00	00:01:00.0	50.7	50.7	10.0	60.7	1191	1181390.345
1192	2013/12/18	05:31:00	00:01:00.0	50.6	50.6	10.0	60.6	1192	1136658.782
1193	2013/12/18	05:32:00	00:01:00.0	52.5	52.5	10.0	62.5	1193	1789586.461
1194	2013/12/18	05:33:00	00:01:00.0	50.3	50.3	10.0	60.3	1194	1083606.68
1195	2013/12/18	05:34:00	00:01:00.0	52.2	52.2	10.0	62.2	1195	1676095.88
1196	2013/12/18	05:35:00	00:01:00.0	47.9	47.9	10.0	57.9	1196	621610.1058
1197	2013/12/18	05:36:00	00:01:00.0	53.5	53.5	10.0	63.5	1197	2220429.93
1198	2013/12/18	05:37:00	00:01:00.0	52.2	52.2	10.0	62.2	1198	1672246.02
1199	2013/12/18	05:38:00	00:01:00.0	52.3	52.3	10.0	62.3	1199	1683714.247
1200	2013/12/18	05:39:00	00:01:00.0	51.4	51.4	10.0	61.4	1200	1372411.535
1201	2013/12/18	05:40:00	00:01:00.0	53.7	53.7	10.0	63.7	1201	2353515.547
1202	2013/12/18	05:41:00	00:01:00.0	53.4	53.4	10.0	63.4	1202	2195474.111
1203	2013/12/18	05:42:00	00:01:00.0	49.1	49.1	10.0	59.1	1203	812533.2763
1204	2013/12/18	05:43:00	00:01:00.0	52.7	52.7	10.0	62.7	1204	1879083.154
1205	2013/12/18	05:44:00	00:01:00.0	49.8	49.8	10.0	59.8	1205	949201.9622
1206	2013/12/18	05:45:00	00:01:00.0	51.6	51.6	10.0	61.6	1206	1444080.133
1207	2013/12/18	05:46:00	00:01:00.0	52.7	52.7	10.0	62.7	1207	1869908.905
1208	2013/12/18	05:47:00	00:01:00.0	50.4	50.4	10.0	60.4	1208	1086345.62
1209	2013/12/18	05:48:00	00:01:00.0	50.9	50.9	10.0	60.9	1209	1217642.479
1210	2013/12/18	05:49:00	00:01:00.0	51.7	51.7	10.0	61.7	1210	1465811.707
1211	2013/12/18	05:50:00	00:01:00.0	52.9	52.9	10.0	62.9	1211	1928891.03
1212	2013/12/18	05:51:00	00:01:00.0	49.8	49.8	10.0	59.8	1212	945606.1686
1213	2013/12/18	05:52:00	00:01:00.0	48.6	48.6	10.0	58.6	1213	719057.2314
1214	2013/12/18	05:53:00	00:01:00.0	51.4	51.4	10.0	61.4	1214	1381059.055
1215	2013/12/18	05:54:00	00:01:00.0	52.0	52.0	10.0	62.0	1215	1585011.527

Location 8 - Soaring Eagle

Record #	Date	Time	Duration	LAeq	Base Leq	Penalty	Base+Penalty	count	10 ^{^(leq/10)}
1216	2013/12/18	05:55:00	00:01:00.0	50.4	50.4	10.0	60.4	1216	1097232.956
1217	2013/12/18	05:56:00	00:01:00.0	51.5	51.5	10.0	61.5	1217	1419671.059
1218	2013/12/18	05:57:00	00:01:00.0	52.4	52.4	10.0	62.4	1218	1751841.445
1219	2013/12/18	05:58:00	00:01:00.0	50.1	50.1	10.0	60.1	1219	1023817.682
1220	2013/12/18	05:59:00	00:01:00.0	47.6	47.6	10.0	57.6	1220	572717.7904
1221	2013/12/18	06:00:00	00:01:00.0	48.3	48.3	10.0	58.3	1221	673505.7275
1222	2013/12/18	06:01:00	00:01:00.0	48.8	48.8	10.0	58.8	1222	766964.9957
1223	2013/12/18	06:02:00	00:01:00.0	52.4	52.4	10.0	62.4	1223	1741760.914
1224	2013/12/18	06:03:00	00:01:00.0	52.0	52.0	10.0	62.0	1224	1595770.766
1225	2013/12/18	06:04:00	00:01:00.0	53.1	53.1	10.0	63.1	1225	2028523.406
1226	2013/12/18	06:05:00	00:01:00.0	53.2	53.2	10.0	63.2	1226	2077130.028
1227	2013/12/18	06:06:00	00:01:00.0	52.3	52.3	10.0	62.3	1227	1693269.931
1228	2013/12/18	06:07:00	00:01:00.0	54.2	54.2	10.0	64.2	1228	2611311.45
1229	2013/12/18	06:08:00	00:01:00.0	53.7	53.7	10.0	63.7	1229	2369884.875
1230	2013/12/18	06:09:00	00:01:00.0	52.0	52.0	10.0	62.0	1230	1569402.736
1231	2013/12/18	06:10:00	00:01:00.0	54.0	54.0	10.0	64.0	1231	2484097.775
1232	2013/12/18	06:11:00	00:01:00.0	50.5	50.5	10.0	60.5	1232	1123201.73
1233	2013/12/18	06:12:00	00:01:00.0	50.9	50.9	10.0	60.9	1233	1226605.938
1234	2013/12/18	06:13:00	00:01:00.0	52.0	52.0	10.0	62.0	1234	1574601.421
1235	2013/12/18	06:14:00	00:01:00.0	53.9	53.9	10.0	63.9	1235	2461703.443
1236	2013/12/18	06:15:00	00:01:00.0	49.9	49.9	10.0	59.9	1236	969774.3315
1237	2013/12/18	06:16:00	00:01:00.0	52.1	52.1	10.0	62.1	1237	1635578.878
1238	2013/12/18	06:17:00	00:01:00.0	49.9	49.9	10.0	59.9	1238	980928.6534
1239	2013/12/18	06:18:00	00:01:00.0	52.3	52.3	10.0	62.3	1239	1691337.53
1240	2013/12/18	06:19:00	00:01:00.0	50.2	50.2	10.0	60.2	1240	1042823.001
1241	2013/12/18	06:20:00	00:01:00.0	51.7	51.7	10.0	61.7	1241	1477355.768
1242	2013/12/18	06:21:00	00:01:00.0	52.4	52.4	10.0	62.4	1242	1723156.378
1243	2013/12/18	06:22:00	00:01:00.0	53.4	53.4	10.0	63.4	1243	2167138.984
1244	2013/12/18	06:23:00	00:01:00.0	51.0	51.0	10.0	61.0	1244	1269918.317
1245	2013/12/18	06:24:00	00:01:00.0	52.3	52.3	10.0	62.3	1245	1693377.021
1246	2013/12/18	06:25:00	00:01:00.0	52.4	52.4	10.0	62.4	1246	1718677.522
1247	2013/12/18	06:26:00	00:01:00.0	52.2	52.2	10.0	62.2	1247	1672331.215
1248	2013/12/18	06:27:00	00:01:00.0	51.5	51.5	10.0	61.5	1248	1404583.399
1249	2013/12/18	06:28:00	00:01:00.0	51.5	51.5	10.0	61.5	1249	1400803.383
1250	2013/12/18	06:29:00	00:01:00.0	52.2	52.2	10.0	62.2	1250	1646497.694
1251	2013/12/18	06:30:00	00:01:00.0	53.2	53.2	10.0	63.2	1251	2105662.059
1252	2013/12/18	06:31:00	00:01:00.0	52.9	52.9	10.0	62.9	1252	1931469.742
1253	2013/12/18	06:32:00	00:01:00.0	53.1	53.1	10.0	63.1	1253	2025914.767
1254	2013/12/18	06:33:00	00:01:00.0	51.7	51.7	10.0	61.7	1254	1494731.604
1255	2013/12/18	06:34:00	00:01:00.0	50.4	50.4	10.0	60.4	1255	1108428.003
1256	2013/12/18	06:35:00	00:01:00.0	52.2	52.2	10.0	62.2	1256	1654795.297
1257	2013/12/18	06:36:00	00:01:00.0	51.8	51.8	10.0	61.8	1257	1510995.969
1258	2013/12/18	06:37:00	00:01:00.0	52.3	52.3	10.0	62.3	1258	1680965.705
1259	2013/12/18	06:38:00	00:01:00.0	52.7	52.7	10.0	62.7	1259	1845811.24
1260	2013/12/18	06:39:00	00:01:00.0	51.6	51.6	10.0	61.6	1260	1460035.715

Location 8 - Soaring Eagle

Record #	Date	Time	Duration	LAeq	Base Leq	Penalty	Base+Penalty	count	10 ^{^(leq/10)}
1261	2013/12/18	06:40:00	00:01:00.0	53.0	53.0	10.0	63.0	1261	1993725.902
1262	2013/12/18	06:41:00	00:01:00.0	53.1	53.1	10.0	63.1	1262	2040838.935
1263	2013/12/18	06:42:00	00:01:00.0	50.7	50.7	10.0	60.7	1263	1162920.029
1264	2013/12/18	06:43:00	00:01:00.0	50.9	50.9	10.0	60.9	1264	1240021.411
1265	2013/12/18	06:44:00	00:01:00.0	51.9	51.9	10.0	61.9	1265	1534253.293
1266	2013/12/18	06:45:00	00:01:00.0	52.1	52.1	10.0	62.1	1266	1624539.823
1267	2013/12/18	06:46:00	00:01:00.0	50.4	50.4	10.0	60.4	1267	1105306.158
1268	2013/12/18	06:47:00	00:01:00.0	53.5	53.5	10.0	63.5	1268	2242775.626
1269	2013/12/18	06:48:00	00:01:00.0	54.5	54.5	10.0	64.5	1269	2797067.565
1270	2013/12/18	06:49:00	00:01:00.0	52.6	52.6	10.0	62.6	1270	1826656.775
1271	2013/12/18	06:50:00	00:01:00.0	53.5	53.5	10.0	63.5	1271	2219996.994
1272	2013/12/18	06:51:00	00:01:00.0	52.8	52.8	10.0	62.8	1272	1904536.729
1273	2013/12/18	06:52:00	00:01:00.0	51.1	51.1	10.0	61.1	1273	1300851.363
1274	2013/12/18	06:53:00	00:01:00.0	49.6	49.6	10.0	59.6	1274	920129.3353
1275	2013/12/18	06:54:00	00:01:00.0	51.0	51.0	10.0	61.0	1275	1260650.532
1276	2013/12/18	06:55:00	00:01:00.0	52.0	52.0	10.0	62.0	1276	1591435.688
1277	2013/12/18	06:56:00	00:01:00.0	51.2	51.2	10.0	61.2	1277	1314644.609
1278	2013/12/18	06:57:00	00:01:00.0	50.4	50.4	10.0	60.4	1278	1086457.268
1279	2013/12/18	06:58:00	00:01:00.0	52.5	52.5	10.0	62.5	1279	1770878.567
1280	2013/12/18	06:59:00	00:01:00.0	52.1	52.1	10.0	62.1	1280	1625311.982
1281	2013/12/18	07:00:00	00:01:00.0	52.9	52.9	0.0	52.9	1281	195087.1449
1282	2013/12/18	07:01:00	00:01:00.0	51.6	51.6	0.0	51.6	1282	142996.0934
1283	2013/12/18	07:02:00	00:01:00.0	51.1	51.1	0.0	51.1	1283	127935.1997
1284	2013/12/18	07:03:00	00:01:00.0	50.2	50.2	0.0	50.2	1284	103961.9252
1285	2013/12/18	07:04:00	00:01:00.0	50.9	50.9	0.0	50.9	1285	122570.6631
1286	2013/12/18	07:05:00	00:01:00.0	50.9	50.9	0.0	50.9	1286	122354.1311
1287	2013/12/18	07:06:00	00:01:00.0	50.2	50.2	0.0	50.2	1287	105387.1053
1288	2013/12/18	07:07:00	00:01:00.0	51.2	51.2	0.0	51.2	1288	131309.8168
1289	2013/12/18	07:08:00	00:01:00.0	50.8	50.8	0.0	50.8	1289	118923.6344
1290	2013/12/18	07:09:00	00:01:00.0	51.1	51.1	0.0	51.1	1290	129909.6335
1291	2013/12/18	07:10:00	00:01:00.0	53.2	53.2	0.0	53.2	1291	207364.0904
1292	2013/12/18	07:11:00	00:01:00.0	52.0	52.0	0.0	52.0	1292	157856.1994
1293	2013/12/18	07:12:00	00:01:00.0	52.7	52.7	0.0	52.7	1293	188057.2516
1294	2013/12/18	07:13:00	00:01:00.0	51.6	51.6	0.0	51.6	1294	144860.918
1295	2013/12/18	07:14:00	00:01:00.0	53.7	53.7	0.0	53.7	1295	232153.33
1296	2013/12/18	07:15:00	00:01:00.0	50.4	50.4	0.0	50.4	1296	110633.2838
1297	2013/12/18	07:16:00	00:01:00.0	51.3	51.3	0.0	51.3	1297	136224.8577
1298	2013/12/18	07:17:00	00:01:00.0	53.0	53.0	0.0	53.0	1298	200302.7257
1299	2013/12/18	07:18:00	00:01:00.0	52.0	52.0	0.0	52.0	1299	158590.6978
1300	2013/12/18	07:19:00	00:01:00.0	52.9	52.9	0.0	52.9	1300	193985.0107
1301	2013/12/18	07:20:00	00:01:00.0	53.1	53.1	0.0	53.1	1301	205056.3607
1302	2013/12/18	07:21:00	00:01:00.0	52.6	52.6	0.0	52.6	1302	183003.4102
1303	2013/12/18	07:22:00	00:01:00.0	52.3	52.3	0.0	52.3	1303	169674.3387
1304	2013/12/18	07:23:00	00:01:00.0	52.9	52.9	0.0	52.9	1304	195522.5367
1305	2013/12/18	07:24:00	00:01:00.0	51.7	51.7	0.0	51.7	1305	148221.96

Location 8 - Soaring Eagle

Record #	Date	Time	Duration	LAeq	Base Leq	Penalty	Base+Penalty	count	10 ^{^(leq/10)}
1306	2013/12/18	07:25:00	00:01:00.0	52.7	52.7	0.0	52.7	1306	187187.4326
1307	2013/12/18	07:26:00	00:01:00.0	53.4	53.4	0.0	53.4	1307	217023.2542
1308	2013/12/18	07:27:00	00:01:00.0	54.7	54.7	0.0	54.7	1308	294931.5423
1309	2013/12/18	07:28:00	00:01:00.0	52.5	52.5	0.0	52.5	1309	178734.1607
1310	2013/12/18	07:29:00	00:01:00.0	52.8	52.8	0.0	52.8	1310	191093.7868
1311	2013/12/18	07:30:00	00:01:00.0	52.6	52.6	0.0	52.6	1311	184076.2947
1312	2013/12/18	07:31:00	00:01:00.0	53.7	53.7	0.0	53.7	1312	233876.0489
1313	2013/12/18	07:32:00	00:01:00.0	54.0	54.0	0.0	54.0	1313	251090.4795
1314	2013/12/18	07:33:00	00:01:00.0	55.9	55.9	0.0	55.9	1314	386993.1906
1315	2013/12/18	07:34:00	00:01:00.0	55.0	55.0	0.0	55.0	1315	317882.5536
1316	2013/12/18	07:35:00	00:01:00.0	53.8	53.8	0.0	53.8	1316	237375.9866
1317	2013/12/18	07:36:00	00:01:00.0	53.8	53.8	0.0	53.8	1317	238075.2916
1318	2013/12/18	07:37:00	00:01:00.0	53.8	53.8	0.0	53.8	1318	237329.0781
1319	2013/12/18	07:38:00	00:01:00.0	52.6	52.6	0.0	52.6	1319	183524.6404
1320	2013/12/18	07:39:00	00:01:00.0	53.8	53.8	0.0	53.8	1320	238773.9302
1321	2013/12/18	07:40:00	00:01:00.0	55.7	55.7	0.0	55.7	1321	367849.3673
1322	2013/12/18	07:41:00	00:01:00.0	54.8	54.8	0.0	54.8	1322	305266.1503
1323	2013/12/18	07:42:00	00:01:00.0	55.0	55.0	0.0	55.0	1323	319857.9865
1324	2013/12/18	07:43:00	00:01:00.0	56.6	56.6	0.0	56.6	1324	453164.3344
1325	2013/12/18	07:44:00	00:01:00.0	55.5	55.5	0.0	55.5	1325	354841.1277
1326	2013/12/18	07:45:00	00:01:00.0	54.1	54.1	0.0	54.1	1326	256417.7797
1327	2013/12/18	07:46:00	00:01:00.0	55.3	55.3	0.0	55.3	1327	339521.582
1328	2013/12/18	07:47:00	00:01:00.0	55.0	55.0	0.0	55.0	1328	317921.0879
1329	2013/12/18	07:48:00	00:01:00.0	53.5	53.5	0.0	53.5	1329	223354.7582
1330	2013/12/18	07:49:00	00:01:00.0	54.1	54.1	0.0	54.1	1330	259789.1277
1331	2013/12/18	07:50:00	00:01:00.0	54.9	54.9	0.0	54.9	1331	306136.1469
1332	2013/12/18	07:51:00	00:01:00.0	54.8	54.8	0.0	54.8	1332	299584.0109
1333	2013/12/18	07:52:00	00:01:00.0	53.4	53.4	0.0	53.4	1333	217601.6202
1334	2013/12/18	07:53:00	00:01:00.0	53.9	53.9	0.0	53.9	1334	247596.3727
1335	2013/12/18	07:54:00	00:01:00.0	55.1	55.1	0.0	55.1	1335	320258.3133
1336	2013/12/18	07:55:00	00:01:00.0	53.4	53.4	0.0	53.4	1336	219779.1379
1337	2013/12/18	07:56:00	00:01:00.0	53.5	53.5	0.0	53.5	1337	225714.9146
1338	2013/12/18	07:57:00	00:01:00.0	52.3	52.3	0.0	52.3	1338	171330.4113
1339	2013/12/18	07:58:00	00:01:00.0	51.3	51.3	0.0	51.3	1339	135787.0259
1340	2013/12/18	07:59:00	00:01:00.0	51.8	51.8	0.0	51.8	1340	152974.4002
1341	2013/12/18	08:00:00	00:01:00.0	53.0	53.0	0.0	53.0	1341	200268.4205
1342	2013/12/18	08:01:00	00:01:00.0	52.5	52.5	0.0	52.5	1342	176828.5926
1343	2013/12/18	08:02:00	00:01:00.0	52.6	52.6	0.0	52.6	1343	181546.6292
1344	2013/12/18	08:03:00	00:01:00.0	53.9	53.9	0.0	53.9	1344	247154.1955
1345	2013/12/18	08:04:00	00:01:00.0	51.7	51.7	0.0	51.7	1345	149457.1436
1346	2013/12/18	08:05:00	00:01:00.0	53.2	53.2	0.0	53.2	1346	208613.1398
1347	2013/12/18	08:06:00	00:01:00.0	52.8	52.8	0.0	52.8	1347	191516.7336
1348	2013/12/18	08:07:00	00:01:00.0	53.1	53.1	0.0	53.1	1348	204237.2187
1349	2013/12/18	08:08:00	00:01:00.0	50.1	50.1	0.0	50.1	1349	101570.6934
1350	2013/12/18	08:09:00	00:01:00.0	52.1	52.1	0.0	52.1	1350	160719.8672

Location 8 - Soaring Eagle

Record #	Date	Time	Duration	LAeq	Base Leq	Penalty	Base+Penalty	count	10 ^{^(leq/10)}
1351	2013/12/18	08:10:00	00:01:00.0	52.9	52.9	0.0	52.9	1351	193167.5034
1352	2013/12/18	08:11:00	00:01:00.0	51.3	51.3	0.0	51.3	1352	133791.29
1353	2013/12/18	08:12:00	00:01:00.0	51.7	51.7	0.0	51.7	1353	147801.5126
1354	2013/12/18	08:13:00	00:01:00.0	53.3	53.3	0.0	53.3	1354	212589.2752
1355	2013/12/18	08:14:00	00:01:00.0	53.3	53.3	0.0	53.3	1355	211733.718
1356	2013/12/18	08:15:00	00:01:00.0	53.7	53.7	0.0	53.7	1356	234378.4505
1357	2013/12/18	08:16:00	00:01:00.0	53.4	53.4	0.0	53.4	1357	218819.673
1358	2013/12/18	08:17:00	00:01:00.0	53.2	53.2	0.0	53.2	1358	207575.4824
1359	2013/12/18	08:18:00	00:01:00.0	51.7	51.7	0.0	51.7	1359	149105.7319
1360	2013/12/18	08:19:00	00:01:00.0	52.9	52.9	0.0	52.9	1360	193934.7522
1361	2013/12/18	08:20:00	00:01:00.0	52.5	52.5	0.0	52.5	1361	179423.2769
1362	2013/12/18	08:21:00	00:01:00.0	51.1	51.1	0.0	51.1	1362	128732.1558
1363	2013/12/18	08:22:00	00:01:00.0	52.0	52.0	0.0	52.0	1363	158253.114
1364	2013/12/18	08:23:00	00:01:00.0	51.4	51.4	0.0	51.4	1364	138361.0081
1365	2013/12/18	08:24:00	00:01:00.0	51.9	51.9	0.0	51.9	1365	154676.2918
1366	2013/12/18	08:25:00	00:01:00.0	52.7	52.7	0.0	52.7	1366	186001.9585
1367	2013/12/18	08:26:00	00:01:00.0	52.4	52.4	0.0	52.4	1367	173045.2016
1368	2013/12/18	08:27:00	00:01:00.0	53.9	53.9	0.0	53.9	1368	245136.3584
1369	2013/12/18	08:28:00	00:01:00.0	57.0	57.0	0.0	57.0	1369	503758.5644
1370	2013/12/18	08:29:00	00:01:00.0	56.5	56.5	0.0	56.5	1370	451273.2021
1371	2013/12/18	08:30:00	00:01:00.0	52.4	52.4	0.0	52.4	1371	173844.2657
1372	2013/12/18	08:31:00	00:01:00.0	53.4	53.4	0.0	53.4	1372	219049.6696
1373	2013/12/18	08:32:00	00:01:00.0	51.1	51.1	0.0	51.1	1373	129927.4356
1374	2013/12/18	08:33:00	00:01:00.0	52.6	52.6	0.0	52.6	1374	180731.3692
1375	2013/12/18	08:34:00	00:01:00.0	51.0	51.0	0.0	51.0	1375	125172.1922
1376	2013/12/18	08:35:00	00:01:00.0	52.9	52.9	0.0	52.9	1376	193963.0317
1377	2013/12/18	08:36:00	00:01:00.0	49.8	49.8	0.0	49.8	1377	96504.72305
1378	2013/12/18	08:37:00	00:01:00.0	52.7	52.7	0.0	52.7	1378	185740.7375
1379	2013/12/18	08:38:00	00:01:00.0	51.9	51.9	0.0	51.9	1379	153395.4147
1380	2013/12/18	08:39:00	00:01:00.0	53.2	53.2	0.0	53.2	1380	208518.7931
1381	2013/12/18	08:40:00	00:01:00.0	52.1	52.1	0.0	52.1	1381	163198.5491
1382	2013/12/18	08:41:00	00:01:00.0	53.7	53.7	0.0	53.7	1382	234427.6587
1383	2013/12/18	08:42:00	00:01:00.0	52.8	52.8	0.0	52.8	1383	192740.7417
1384	2013/12/18	08:43:00	00:01:00.0	52.5	52.5	0.0	52.5	1384	176301.1364
1385	2013/12/18	08:44:00	00:01:00.0	53.6	53.6	0.0	53.6	1385	227611.067
1386	2013/12/18	08:45:00	00:01:00.0	52.8	52.8	0.0	52.8	1386	192011.1018
1387	2013/12/18	08:46:00	00:01:00.0	54.1	54.1	0.0	54.1	1387	258303.9924
1388	2013/12/18	08:47:00	00:01:00.0	53.9	53.9	0.0	53.9	1388	245505.0471
1389	2013/12/18	08:48:00	00:01:00.0	52.7	52.7	0.0	52.7	1389	187858.6412
1390	2013/12/18	08:49:00	00:01:00.0	52.4	52.4	0.0	52.4	1390	175783.7455
1391	2013/12/18	08:50:00	00:01:00.0	51.5	51.5	0.0	51.5	1391	140742.5103
1392	2013/12/18	08:51:00	00:01:00.0	54.1	54.1	0.0	54.1	1392	257955.5046
1393	2013/12/18	08:52:00	00:01:00.0	54.6	54.6	0.0	54.6	1393	285486.1858
1394	2013/12/18	08:53:00	00:01:00.0	53.3	53.3	0.0	53.3	1394	212179.0494
1395	2013/12/18	08:54:00	00:01:00.0	54.6	54.6	0.0	54.6	1395	290071.6869

Location 8 - Soaring Eagle

Record #	Date	Time	Duration	LAeq	Base Leq	Penalty	Base+Penalty	count	10 ^{^(leq/10)}
1396	2013/12/18	08:55:00	00:01:00.0	51.6	51.6	0.0	51.6	1396	145853.7305
1397	2013/12/18	08:56:00	00:01:00.0	53.7	53.7	0.0	53.7	1397	234966.5347
1398	2013/12/18	08:57:00	00:01:00.0	51.9	51.9	0.0	51.9	1398	153622.0756
1399	2013/12/18	08:58:00	00:01:00.0	52.7	52.7	0.0	52.7	1399	184995.5061
1400	2013/12/18	08:59:00	00:01:00.0	52.4	52.4	0.0	52.4	1400	172176.4462
1401	2013/12/18	09:00:00	00:01:00.0	52.4	52.4	0.0	52.4	1401	173531.9717
1402	2013/12/18	09:01:00	00:01:00.0	53.9	53.9	0.0	53.9	1402	246770.8915
1403	2013/12/18	09:02:00	00:01:00.0	55.1	55.1	0.0	55.1	1403	320580.8502
1404	2013/12/18	09:03:00	00:01:00.0	59.1	59.1	0.0	59.1	1404	813700.3027
1405	2013/12/18	09:04:00	00:01:00.0	55.3	55.3	0.0	55.3	1405	342272.7543
1406	2013/12/18	09:05:00	00:01:00.0	53.9	53.9	0.0	53.9	1406	243760.4664
1407	2013/12/18	09:06:00	00:01:00.0	53.7	53.7	0.0	53.7	1407	233154.6703
1408	2013/12/18	09:07:00	00:01:00.0	51.1	51.1	0.0	51.1	1408	127474.7351
1409	2013/12/18	09:08:00	00:01:00.0	52.5	52.5	0.0	52.5	1409	179414.6092
1410	2013/12/18	09:09:00	00:01:00.0	53.8	53.8	0.0	53.8	1410	237738.8506
1411	2013/12/18	09:10:00	00:01:00.0	55.1	55.1	0.0	55.1	1411	320254.375
1412	2013/12/18	09:11:00	00:01:00.0	55.5	55.5	0.0	55.5	1412	357184.2525
1413	2013/12/18	09:12:00	00:01:00.0	53.8	53.8	0.0	53.8	1413	238198.9121
1414	2013/12/18	09:13:00	00:01:00.0	52.4	52.4	0.0	52.4	1414	173262.8462
1415	2013/12/18	09:14:00	00:01:00.0	53.6	53.6	0.0	53.6	1415	229516.0922
1416	2013/12/18	09:15:00	00:01:00.0	51.4	51.4	0.0	51.4	1416	138609.7637
1417	2013/12/18	09:16:00	00:01:00.0	51.9	51.9	0.0	51.9	1417	154438.3082
1418	2013/12/18	09:17:00	00:01:00.0	53.0	53.0	0.0	53.0	1418	201171.6333
1419	2013/12/18	09:18:00	00:01:00.0	51.5	51.5	0.0	51.5	1419	140834.5163
1420	2013/12/18	09:19:00	00:01:00.0	52.5	52.5	0.0	52.5	1420	177351.0839
1421	2013/12/18	09:20:00	00:01:00.0	53.5	53.5	0.0	53.5	1421	226033.347
1422	2013/12/18	09:21:00	00:01:00.0	53.3	53.3	0.0	53.3	1422	211597.2529
1423	2013/12/18	09:22:00	00:01:00.0	52.6	52.6	0.0	52.6	1423	180733.5917
1424	2013/12/18	09:23:00	00:01:00.0	52.8	52.8	0.0	52.8	1424	188452.6197
1425	2013/12/18	09:24:00	00:01:00.0	51.9	51.9	0.0	51.9	1425	153203.2649
1426	2013/12/18	09:25:00	00:01:00.0	49.5	49.5	0.0	49.5	1426	89776.28315
1427	2013/12/18	09:26:00	00:01:00.0	51.9	51.9	0.0	51.9	1427	155159.3564
1428	2013/12/18	09:27:00	00:01:00.0	50.6	50.6	0.0	50.6	1428	115727.0766
1429	2013/12/18	09:28:00	00:01:00.0	51.2	51.2	0.0	51.2	1429	132109.2269
1430	2013/12/18	09:29:00	00:01:00.0	54.9	54.9	0.0	54.9	1430	309701.6558
1431	2013/12/18	09:30:00	00:01:00.0	52.2	52.2	0.0	52.2	1431	164475.3021
1432	2013/12/18	09:31:00	00:01:00.0	52.2	52.2	0.0	52.2	1432	167173.0535
1433	2013/12/18	09:32:00	00:01:00.0	56.9	56.9	0.0	56.9	1433	486743.0156
1434	2013/12/18	09:33:00	00:01:00.0	51.9	51.9	0.0	51.9	1434	154326.028
1435	2013/12/18	09:34:00	00:01:00.0	50.6	50.6	0.0	50.6	1435	113740.7831
1436	2013/12/18	09:35:00	00:01:00.0	51.9	51.9	0.0	51.9	1436	155119.8382
1437	2013/12/18	09:36:00	00:01:00.0	51.1	51.1	0.0	51.1	1437	127494.3312
1438	2013/12/18	09:37:00	00:01:00.0	52.5	52.5	0.0	52.5	1438	176489.6982
1439	2013/12/18	09:38:00	00:01:00.0	50.3	50.3	0.0	50.3	1439	107195.0267
1440	2013/12/18	09:39:00	00:01:00.0	51.2	51.2	0.0	51.2	1440	133062.79

Location 8 - Soaring Eagle

Record #	Date	Time	Duration	LAeq	Base Leq	Penalty	Base+Penalty	count	$10^{(leq/10)}$
									774845418.6
									1440
									538087.0963
									5.730852577
								L _{dn}	57.30852577

Reading #9

General Information

Summary

Filename	831_Data.002
Serial Number	2663
Model	Model 831
Firmware Version	2.205
User	
Location	
Job Description	Melton Hill Dam Sustainable Recreational Area
Note	
Measurement Description	
Start	2013/12/17 9:00:00
Stop	2013/12/18 9:00:00
Duration	1 Day 00:00:00.0
Run Time	1 Day 00:00:00.0
Pause	0:00:00.0

Overall Data

Ldn	60.1
LDay 07:00-22:00	62.1
LNight 22:00-07:00	35.8
Lden	60.1
LDay 07:00-19:00	63.1
LEvening 19:00-22:00	42.9
LNight 22:00-07:00	35.8
LCSeq	70.5 dB
LASeq	60.1 dB
LCSeq - LASeq	10.4 dB
LAleq	60.7 dB
LAeq	60.1 dB
LAleq - LAeq	0.6 dB
# Overloads	0
Overload Duration	0.0 s
# OBA Overloads	0
OBA Overload Duration	0.0 s

Location 9 - Melton Dam

Record #	Date	Time	Duration	LAeq	Base Leq	Penalty	Base+Penalty	count	10 ^{^(leq/10)}
1	2013/12/17	09:00:00	00:01:00.0	49.3	49.3	0.0	49.3	1	84802.38186
2	2013/12/17	09:01:00	00:01:00.0	44.4	44.4	0.0	44.4	2	27354.31433
3	2013/12/17	09:02:00	00:01:00.0	44.3	44.3	0.0	44.3	3	26704.65146
4	2013/12/17	09:03:00	00:01:00.0	43.8	43.8	0.0	43.8	4	23950.00723
5	2013/12/17	09:04:00	00:01:00.0	43.3	43.3	0.0	43.3	5	21162.92232
6	2013/12/17	09:05:00	00:01:00.0	43.2	43.2	0.0	43.2	6	20848.30808
7	2013/12/17	09:06:00	00:01:00.0	45.6	45.6	0.0	45.6	7	36129.38468
8	2013/12/17	09:07:00	00:01:00.0	43.8	43.8	0.0	43.8	8	24244.63819
9	2013/12/17	09:08:00	00:01:00.0	43.4	43.4	0.0	43.4	9	21720.88126
10	2013/12/17	09:09:00	00:01:00.0	44.9	44.9	0.0	44.9	10	31047.46444
11	2013/12/17	09:10:00	00:01:00.0	42.9	42.9	0.0	42.9	11	19644.4028
12	2013/12/17	09:11:00	00:01:00.0	42.4	42.4	0.0	42.4	12	17196.31872
13	2013/12/17	09:12:00	00:01:00.0	41.8	41.8	0.0	41.8	13	14982.20164
14	2013/12/17	09:13:00	00:01:00.0	41.3	41.3	0.0	41.3	14	13499.61872
15	2013/12/17	09:14:00	00:01:00.0	41.3	41.3	0.0	41.3	15	13396.76829
16	2013/12/17	09:15:00	00:01:00.0	41.7	41.7	0.0	41.7	16	14713.90822
17	2013/12/17	09:16:00	00:01:00.0	41.9	41.9	0.0	41.9	17	15397.6963
18	2013/12/17	09:17:00	00:01:00.0	42.7	42.7	0.0	42.7	18	18492.46723
19	2013/12/17	09:18:00	00:01:00.0	44.7	44.7	0.0	44.7	19	29606.65814
20	2013/12/17	09:19:00	00:01:00.0	46.8	46.8	0.0	46.8	20	47719.77079
21	2013/12/17	09:20:00	00:01:00.0	62.5	62.5	0.0	62.5	21	1787911.586
22	2013/12/17	09:21:00	00:01:00.0	68.0	68.0	0.0	68.0	22	6257373.222
23	2013/12/17	09:22:00	00:01:00.0	47.7	47.7	0.0	47.7	23	58551.81467
24	2013/12/17	09:23:00	00:01:00.0	44.2	44.2	0.0	44.2	24	26127.70644
25	2013/12/17	09:24:00	00:01:00.0	43.2	43.2	0.0	43.2	25	21096.99779
26	2013/12/17	09:25:00	00:01:00.0	42.7	42.7	0.0	42.7	26	18574.40005
27	2013/12/17	09:26:00	00:01:00.0	42.8	42.8	0.0	42.8	27	19079.23976
28	2013/12/17	09:27:00	00:01:00.0	42.4	42.4	0.0	42.4	28	17412.8212
29	2013/12/17	09:28:00	00:01:00.0	48.1	48.1	0.0	48.1	29	65113.56795
30	2013/12/17	09:29:00	00:01:00.0	68.8	68.8	0.0	68.8	30	7622382.867
31	2013/12/17	09:30:00	00:01:00.0	50.5	50.5	0.0	50.5	31	112159.8691
32	2013/12/17	09:31:00	00:01:00.0	43.4	43.4	0.0	43.4	32	21697.92241
33	2013/12/17	09:32:00	00:01:00.0	43.5	43.5	0.0	43.5	33	22382.17792
34	2013/12/17	09:33:00	00:01:00.0	43.8	43.8	0.0	43.8	34	23874.24726
35	2013/12/17	09:34:00	00:01:00.0	42.3	42.3	0.0	42.3	35	17002.97147
36	2013/12/17	09:35:00	00:01:00.0	42.2	42.2	0.0	42.2	36	16718.70038
37	2013/12/17	09:36:00	00:01:00.0	42.5	42.5	0.0	42.5	37	17964.9259
38	2013/12/17	09:37:00	00:01:00.0	44.4	44.4	0.0	44.4	38	27356.64506
39	2013/12/17	09:38:00	00:01:00.0	45.1	45.1	0.0	45.1	39	32399.99683
40	2013/12/17	09:39:00	00:01:00.0	52.0	52.0	0.0	52.0	40	157451.429
41	2013/12/17	09:40:00	00:01:00.0	56.4	56.4	0.0	56.4	41	438161.6556
42	2013/12/17	09:41:00	00:01:00.0	60.1	60.1	0.0	60.1	42	1015414.347
43	2013/12/17	09:42:00	00:01:00.0	65.1	65.1	0.0	65.1	43	3259509.966
44	2013/12/17	09:43:00	00:01:00.0	67.1	67.1	0.0	67.1	44	5160007.098
45	2013/12/17	09:44:00	00:01:00.0	71.2	71.2	0.0	71.2	45	13149483.41

Location 9 - Melton Dam

Record #	Date	Time	Duration	LAeq	Base Leq	Penalty	Base+Penalty	count	10 ^{^(leq/10)}
46	2013/12/17	09:45:00	00:01:00.0	77.1	77.1	0.0	77.1	46	50850028.27
47	2013/12/17	09:46:00	00:01:00.0	77.5	77.5	0.0	77.5	47	56804146.05
48	2013/12/17	09:47:00	00:01:00.0	75.2	75.2	0.0	75.2	48	32930009.64
49	2013/12/17	09:48:00	00:01:00.0	74.4	74.4	0.0	74.4	49	27417939.93
50	2013/12/17	09:49:00	00:01:00.0	77.3	77.3	0.0	77.3	50	53949542.04
51	2013/12/17	09:50:00	00:01:00.0	70.7	70.7	0.0	70.7	51	11773864.59
52	2013/12/17	09:51:00	00:01:00.0	69.2	69.2	0.0	69.2	52	8317412.691
53	2013/12/17	09:52:00	00:01:00.0	77.9	77.9	0.0	77.9	53	61167881.24
54	2013/12/17	09:53:00	00:01:00.0	75.4	75.4	0.0	75.4	54	34313879.21
55	2013/12/17	09:54:00	00:01:00.0	69.7	69.7	0.0	69.7	55	9427217.889
56	2013/12/17	09:55:00	00:01:00.0	73.2	73.2	0.0	73.2	56	20794045.76
57	2013/12/17	09:56:00	00:01:00.0	74.3	74.3	0.0	74.3	57	27127554.49
58	2013/12/17	09:57:00	00:01:00.0	74.8	74.8	0.0	74.8	58	30209248.6
59	2013/12/17	09:58:00	00:01:00.0	74.8	74.8	0.0	74.8	59	30067356.39
60	2013/12/17	09:59:00	00:01:00.0	72.7	72.7	0.0	72.7	60	18727410.15
61	2013/12/17	10:00:00	00:01:00.0	72.7	72.7	0.0	72.7	61	18494530.23
62	2013/12/17	10:01:00	00:01:00.0	76.9	76.9	0.0	76.9	62	49489050.87
63	2013/12/17	10:02:00	00:01:00.0	73.3	73.3	0.0	73.3	63	21451379.73
64	2013/12/17	10:03:00	00:01:00.0	73.0	73.0	0.0	73.0	64	19801147.95
65	2013/12/17	10:04:00	00:01:00.0	71.1	71.1	0.0	71.1	65	13028536.38
66	2013/12/17	10:05:00	00:01:00.0	67.7	67.7	0.0	67.7	66	5949196.489
67	2013/12/17	10:06:00	00:01:00.0	63.6	63.6	0.0	63.6	67	2316646.513
68	2013/12/17	10:07:00	00:01:00.0	66.0	66.0	0.0	66.0	68	3990279.026
69	2013/12/17	10:08:00	00:01:00.0	63.1	63.1	0.0	63.1	69	2050623.045
70	2013/12/17	10:09:00	00:01:00.0	63.0	63.0	0.0	63.0	70	1991793.489
71	2013/12/17	10:10:00	00:01:00.0	67.0	67.0	0.0	67.0	71	5067355.13
72	2013/12/17	10:11:00	00:01:00.0	73.4	73.4	0.0	73.4	72	21665013.91
73	2013/12/17	10:12:00	00:01:00.0	71.0	71.0	0.0	71.0	73	12489685.82
74	2013/12/17	10:13:00	00:01:00.0	64.2	64.2	0.0	64.2	74	2645377.409
75	2013/12/17	10:14:00	00:01:00.0	63.0	63.0	0.0	63.0	75	1983068.531
76	2013/12/17	10:15:00	00:01:00.0	62.3	62.3	0.0	62.3	76	1709985.996
77	2013/12/17	10:16:00	00:01:00.0	58.7	58.7	0.0	58.7	77	742138.4354
78	2013/12/17	10:17:00	00:01:00.0	62.0	62.0	0.0	62.0	78	1598732.44
79	2013/12/17	10:18:00	00:01:00.0	63.2	63.2	0.0	63.2	79	2106640.695
80	2013/12/17	10:19:00	00:01:00.0	65.8	65.8	0.0	65.8	80	3808742.001
81	2013/12/17	10:20:00	00:01:00.0	69.0	69.0	0.0	69.0	81	7988482.616
82	2013/12/17	10:21:00	00:01:00.0	68.6	68.6	0.0	68.6	82	7190635.474
83	2013/12/17	10:22:00	00:01:00.0	71.7	71.7	0.0	71.7	83	14625296.36
84	2013/12/17	10:23:00	00:01:00.0	69.6	69.6	0.0	69.6	84	9136333.459
85	2013/12/17	10:24:00	00:01:00.0	66.1	66.1	0.0	66.1	85	4077309.581
86	2013/12/17	10:25:00	00:01:00.0	61.9	61.9	0.0	61.9	86	1552069.277
87	2013/12/17	10:26:00	00:01:00.0	59.0	59.0	0.0	59.0	87	791032.127
88	2013/12/17	10:27:00	00:01:00.0	62.7	62.7	0.0	62.7	88	1856557.566
89	2013/12/17	10:28:00	00:01:00.0	64.2	64.2	0.0	64.2	89	2624579.627
90	2013/12/17	10:29:00	00:01:00.0	68.2	68.2	0.0	68.2	90	6563133.013

Location 9 - Melton Dam

Record #	Date	Time	Duration	LAeq	Base Leq	Penalty	Base+Penalty	count	10 ^{^(leq/10)}
91	2013/12/17	10:30:00	00:01:00.0	66.5	66.5	0.0	66.5	91	4465855.149
92	2013/12/17	10:31:00	00:01:00.0	64.0	64.0	0.0	64.0	92	2527200.917
93	2013/12/17	10:32:00	00:01:00.0	62.2	62.2	0.0	62.2	93	1646959.105
94	2013/12/17	10:33:00	00:01:00.0	57.5	57.5	0.0	57.5	94	561518.0335
95	2013/12/17	10:34:00	00:01:00.0	60.6	60.6	0.0	60.6	95	1156671.181
96	2013/12/17	10:35:00	00:01:00.0	62.2	62.2	0.0	62.2	96	1644084.263
97	2013/12/17	10:36:00	00:01:00.0	66.5	66.5	0.0	66.5	97	4472489.364
98	2013/12/17	10:37:00	00:01:00.0	66.5	66.5	0.0	66.5	98	4505721.489
99	2013/12/17	10:38:00	00:01:00.0	64.6	64.6	0.0	64.6	99	2911432.666
100	2013/12/17	10:39:00	00:01:00.0	62.4	62.4	0.0	62.4	100	1757876.056
101	2013/12/17	10:40:00	00:01:00.0	62.9	62.9	0.0	62.9	101	1934826.712
102	2013/12/17	10:41:00	00:01:00.0	66.5	66.5	0.0	66.5	102	4447784.82
103	2013/12/17	10:42:00	00:01:00.0	72.0	72.0	0.0	72.0	103	16023877.22
104	2013/12/17	10:43:00	00:01:00.0	69.1	69.1	0.0	69.1	104	8098456.471
105	2013/12/17	10:44:00	00:01:00.0	64.3	64.3	0.0	64.3	105	2669606.777
106	2013/12/17	10:45:00	00:01:00.0	61.9	61.9	0.0	61.9	106	1548351.966
107	2013/12/17	10:46:00	00:01:00.0	65.9	65.9	0.0	65.9	107	3907755.092
108	2013/12/17	10:47:00	00:01:00.0	65.1	65.1	0.0	65.1	108	3208160.62
109	2013/12/17	10:48:00	00:01:00.0	59.8	59.8	0.0	59.8	109	963718.1599
110	2013/12/17	10:49:00	00:01:00.0	61.3	61.3	0.0	61.3	110	1358615.906
111	2013/12/17	10:50:00	00:01:00.0	65.0	65.0	0.0	65.0	111	3175091.802
112	2013/12/17	10:51:00	00:01:00.0	64.9	64.9	0.0	64.9	112	3107777.737
113	2013/12/17	10:52:00	00:01:00.0	61.6	61.6	0.0	61.6	113	1434150.896
114	2013/12/17	10:53:00	00:01:00.0	64.7	64.7	0.0	64.7	114	2935313.006
115	2013/12/17	10:54:00	00:01:00.0	70.2	70.2	0.0	70.2	115	10554551.63
116	2013/12/17	10:55:00	00:01:00.0	68.9	68.9	0.0	68.9	116	7722024.419
117	2013/12/17	10:56:00	00:01:00.0	67.0	67.0	0.0	67.0	117	5042366.745
118	2013/12/17	10:57:00	00:01:00.0	67.9	67.9	0.0	67.9	118	6138554.289
119	2013/12/17	10:58:00	00:01:00.0	68.6	68.6	0.0	68.6	119	7240362.067
120	2013/12/17	10:59:00	00:01:00.0	67.2	67.2	0.0	67.2	120	5229609.228
121	2013/12/17	11:00:00	00:01:00.0	65.2	65.2	0.0	65.2	121	3313846.109
122	2013/12/17	11:01:00	00:01:00.0	64.0	64.0	0.0	64.0	122	2515321.87
123	2013/12/17	11:02:00	00:01:00.0	63.0	63.0	0.0	63.0	123	1978381.505
124	2013/12/17	11:03:00	00:01:00.0	58.1	58.1	0.0	58.1	124	638526.3633
125	2013/12/17	11:04:00	00:01:00.0	56.1	56.1	0.0	56.1	125	411646.1694
126	2013/12/17	11:05:00	00:01:00.0	61.6	61.6	0.0	61.6	126	1448064.691
127	2013/12/17	11:06:00	00:01:00.0	66.8	66.8	0.0	66.8	127	4807117.809
128	2013/12/17	11:07:00	00:01:00.0	71.6	71.6	0.0	71.6	128	14494848.62
129	2013/12/17	11:08:00	00:01:00.0	82.8	82.8	0.0	82.8	129	191126856.2
130	2013/12/17	11:09:00	00:01:00.0	75.7	75.7	0.0	75.7	130	37211304.59
131	2013/12/17	11:10:00	00:01:00.0	70.1	70.1	0.0	70.1	131	10181266.81
132	2013/12/17	11:11:00	00:01:00.0	72.5	72.5	0.0	72.5	132	17863449.72
133	2013/12/17	11:12:00	00:01:00.0	71.1	71.1	0.0	71.1	133	12944354.06
134	2013/12/17	11:13:00	00:01:00.0	70.7	70.7	0.0	70.7	134	11828782.97
135	2013/12/17	11:14:00	00:01:00.0	71.0	71.0	0.0	71.0	135	12449598.18

Location 9 - Melton Dam

Record #	Date	Time	Duration	LAeq	Base Leq	Penalty	Base+Penalty	count	10 ^{^(leq/10)}
136	2013/12/17	11:15:00	00:01:00.0	68.3	68.3	0.0	68.3	136	6773507.229
137	2013/12/17	11:16:00	00:01:00.0	67.8	67.8	0.0	67.8	137	6069647.254
138	2013/12/17	11:17:00	00:01:00.0	70.4	70.4	0.0	70.4	138	11069024.39
139	2013/12/17	11:18:00	00:01:00.0	69.4	69.4	0.0	69.4	139	8646980.338
140	2013/12/17	11:19:00	00:01:00.0	68.5	68.5	0.0	68.5	140	7040674.85
141	2013/12/17	11:20:00	00:01:00.0	69.1	69.1	0.0	69.1	141	8110843.273
142	2013/12/17	11:21:00	00:01:00.0	69.6	69.6	0.0	69.6	142	9097990.208
143	2013/12/17	11:22:00	00:01:00.0	69.8	69.8	0.0	69.8	143	9545923.786
144	2013/12/17	11:23:00	00:01:00.0	59.7	59.7	0.0	59.7	144	937564.741
145	2013/12/17	11:24:00	00:01:00.0	42.9	42.9	0.0	42.9	145	19498.57274
146	2013/12/17	11:25:00	00:01:00.0	42.6	42.6	0.0	42.6	146	18295.13365
147	2013/12/17	11:26:00	00:01:00.0	41.1	41.1	0.0	41.1	147	12863.69827
148	2013/12/17	11:27:00	00:01:00.0	42.6	42.6	0.0	42.6	148	18017.66031
149	2013/12/17	11:28:00	00:01:00.0	47.6	47.6	0.0	47.6	149	57050.96174
150	2013/12/17	11:29:00	00:01:00.0	41.7	41.7	0.0	41.7	150	14625.68176
151	2013/12/17	11:30:00	00:01:00.0	40.7	40.7	0.0	40.7	151	11685.85579
152	2013/12/17	11:31:00	00:01:00.0	40.5	40.5	0.0	40.5	152	11239.59681
153	2013/12/17	11:32:00	00:01:00.0	40.0	40.0	0.0	40.0	153	10037.63839
154	2013/12/17	11:33:00	00:01:00.0	40.1	40.1	0.0	40.1	154	10234.64323
155	2013/12/17	11:34:00	00:01:00.0	47.4	47.4	0.0	47.4	155	54504.82336
156	2013/12/17	11:35:00	00:01:00.0	42.7	42.7	0.0	42.7	156	18654.12323
157	2013/12/17	11:36:00	00:01:00.0	40.1	40.1	0.0	40.1	157	10331.45961
158	2013/12/17	11:37:00	00:01:00.0	40.8	40.8	0.0	40.8	158	12039.78323
159	2013/12/17	11:38:00	00:01:00.0	40.6	40.6	0.0	40.6	159	11390.38467
160	2013/12/17	11:39:00	00:01:00.0	39.9	39.9	0.0	39.9	160	9705.76223
161	2013/12/17	11:40:00	00:01:00.0	42.1	42.1	0.0	42.1	161	16106.08739
162	2013/12/17	11:41:00	00:01:00.0	49.2	49.2	0.0	49.2	162	82863.12016
163	2013/12/17	11:42:00	00:01:00.0	43.4	43.4	0.0	43.4	163	21702.05855
164	2013/12/17	11:43:00	00:01:00.0	41.3	41.3	0.0	41.3	164	13626.91374
165	2013/12/17	11:44:00	00:01:00.0	43.6	43.6	0.0	43.6	165	22752.49152
166	2013/12/17	11:45:00	00:01:00.0	42.7	42.7	0.0	42.7	166	18728.59456
167	2013/12/17	11:46:00	00:01:00.0	40.4	40.4	0.0	40.4	167	11063.31866
168	2013/12/17	11:47:00	00:01:00.0	42.2	42.2	0.0	42.2	168	16619.15361
169	2013/12/17	11:48:00	00:01:00.0	42.1	42.1	0.0	42.1	169	16369.19811
170	2013/12/17	11:49:00	00:01:00.0	53.1	53.1	0.0	53.1	170	206361.8269
171	2013/12/17	11:50:00	00:01:00.0	49.3	49.3	0.0	49.3	171	84296.48752
172	2013/12/17	11:51:00	00:01:00.0	43.2	43.2	0.0	43.2	172	20842.48553
173	2013/12/17	11:52:00	00:01:00.0	43.4	43.4	0.0	43.4	173	22030.77551
174	2013/12/17	11:53:00	00:01:00.0	38.8	38.8	0.0	38.8	174	7563.047415
175	2013/12/17	11:54:00	00:01:00.0	40.5	40.5	0.0	40.5	175	11317.76126
176	2013/12/17	11:55:00	00:01:00.0	42.9	42.9	0.0	42.9	176	19484.31125
177	2013/12/17	11:56:00	00:01:00.0	50.2	50.2	0.0	50.2	177	103526.8012
178	2013/12/17	11:57:00	00:01:00.0	42.7	42.7	0.0	42.7	178	18487.57868
179	2013/12/17	11:58:00	00:01:00.0	43.6	43.6	0.0	43.6	179	23036.25517
180	2013/12/17	11:59:00	00:01:00.0	42.6	42.6	0.0	42.6	180	18277.30483

Location 9 - Melton Dam

Record #	Date	Time	Duration	LAeq	Base Leq	Penalty	Base+Penalty	count	10 ^{^(leq/10)}
181	2013/12/17	12:00:00	00:01:00.0	38.7	38.7	0.0	38.7	181	7408.514584
182	2013/12/17	12:01:00	00:01:00.0	41.0	41.0	0.0	41.0	182	12695.14587
183	2013/12/17	12:02:00	00:01:00.0	38.4	38.4	0.0	38.4	183	6876.351892
184	2013/12/17	12:03:00	00:01:00.0	37.6	37.6	0.0	37.6	184	5775.431971
185	2013/12/17	12:04:00	00:01:00.0	37.1	37.1	0.0	37.1	185	5081.48891
186	2013/12/17	12:05:00	00:01:00.0	36.5	36.5	0.0	36.5	186	4416.294837
187	2013/12/17	12:06:00	00:01:00.0	37.3	37.3	0.0	37.3	187	5431.155946
188	2013/12/17	12:07:00	00:01:00.0	36.4	36.4	0.0	36.4	188	4366.214391
189	2013/12/17	12:08:00	00:01:00.0	37.9	37.9	0.0	37.9	189	6219.59645
190	2013/12/17	12:09:00	00:01:00.0	36.4	36.4	0.0	36.4	190	4382.028382
191	2013/12/17	12:10:00	00:01:00.0	38.9	38.9	0.0	38.9	191	7786.367814
192	2013/12/17	12:11:00	00:01:00.0	41.3	41.3	0.0	41.3	192	13596.72443
193	2013/12/17	12:12:00	00:01:00.0	45.2	45.2	0.0	45.2	193	33404.63746
194	2013/12/17	12:13:00	00:01:00.0	42.1	42.1	0.0	42.1	194	16208.72449
195	2013/12/17	12:14:00	00:01:00.0	40.5	40.5	0.0	40.5	195	11256.99571
196	2013/12/17	12:15:00	00:01:00.0	40.7	40.7	0.0	40.7	196	11738.75503
197	2013/12/17	12:16:00	00:01:00.0	42.6	42.6	0.0	42.6	197	18019.25882
198	2013/12/17	12:17:00	00:01:00.0	38.8	38.8	0.0	38.8	198	7649.694722
199	2013/12/17	12:18:00	00:01:00.0	37.3	37.3	0.0	37.3	199	5374.894563
200	2013/12/17	12:19:00	00:01:00.0	39.7	39.7	0.0	39.7	200	9333.897316
201	2013/12/17	12:20:00	00:01:00.0	45.4	45.4	0.0	45.4	201	35027.07233
202	2013/12/17	12:21:00	00:01:00.0	41.8	41.8	0.0	41.8	202	15050.30032
203	2013/12/17	12:22:00	00:01:00.0	39.8	39.8	0.0	39.8	203	9632.129332
204	2013/12/17	12:23:00	00:01:00.0	40.0	40.0	0.0	40.0	204	9992.282138
205	2013/12/17	12:24:00	00:01:00.0	41.1	41.1	0.0	41.1	205	12942.62595
206	2013/12/17	12:25:00	00:01:00.0	38.7	38.7	0.0	38.7	206	7384.52821
207	2013/12/17	12:26:00	00:01:00.0	51.1	51.1	0.0	51.1	207	129209.4192
208	2013/12/17	12:27:00	00:01:00.0	43.0	43.0	0.0	43.0	208	20048.52578
209	2013/12/17	12:28:00	00:01:00.0	38.2	38.2	0.0	38.2	209	6535.7669
210	2013/12/17	12:29:00	00:01:00.0	37.4	37.4	0.0	37.4	210	5456.124955
211	2013/12/17	12:30:00	00:01:00.0	43.3	43.3	0.0	43.3	211	21295.80155
212	2013/12/17	12:31:00	00:01:00.0	40.4	40.4	0.0	40.4	212	11084.4066
213	2013/12/17	12:32:00	00:01:00.0	37.5	37.5	0.0	37.5	213	5561.895881
214	2013/12/17	12:33:00	00:01:00.0	37.5	37.5	0.0	37.5	214	5650.164354
215	2013/12/17	12:34:00	00:01:00.0	38.3	38.3	0.0	38.3	215	6780.430175
216	2013/12/17	12:35:00	00:01:00.0	41.3	41.3	0.0	41.3	216	13421.32553
217	2013/12/17	12:36:00	00:01:00.0	40.4	40.4	0.0	40.4	217	10852.70758
218	2013/12/17	12:37:00	00:01:00.0	40.8	40.8	0.0	40.8	218	12024.84954
219	2013/12/17	12:38:00	00:01:00.0	39.0	39.0	0.0	39.0	219	7875.476782
220	2013/12/17	12:39:00	00:01:00.0	39.3	39.3	0.0	39.3	220	8572.610625
221	2013/12/17	12:40:00	00:01:00.0	39.7	39.7	0.0	39.7	221	9421.481212
222	2013/12/17	12:41:00	00:01:00.0	41.0	41.0	0.0	41.0	222	12606.39459
223	2013/12/17	12:42:00	00:01:00.0	40.1	40.1	0.0	40.1	223	10136.93536
224	2013/12/17	12:43:00	00:01:00.0	42.2	42.2	0.0	42.2	224	16618.20478
225	2013/12/17	12:44:00	00:01:00.0	42.2	42.2	0.0	42.2	225	16532.24791

Location 9 - Melton Dam

Record #	Date	Time	Duration	LAeq	Base Leq	Penalty	Base+Penalty	count	10 ^{^(leq/10)}
226	2013/12/17	12:45:00	00:01:00.0	38.1	38.1	0.0	38.1	226	6485.539459
227	2013/12/17	12:46:00	00:01:00.0	38.5	38.5	0.0	38.5	227	7132.931464
228	2013/12/17	12:47:00	00:01:00.0	37.2	37.2	0.0	37.2	228	5238.569653
229	2013/12/17	12:48:00	00:01:00.0	38.5	38.5	0.0	38.5	229	7135.45057
230	2013/12/17	12:49:00	00:01:00.0	39.1	39.1	0.0	39.1	230	8097.332629
231	2013/12/17	12:50:00	00:01:00.0	40.7	40.7	0.0	40.7	231	11692.02636
232	2013/12/17	12:51:00	00:01:00.0	38.6	38.6	0.0	38.6	232	7168.563373
233	2013/12/17	12:52:00	00:01:00.0	38.5	38.5	0.0	38.5	233	7051.524266
234	2013/12/17	12:53:00	00:01:00.0	42.7	42.7	0.0	42.7	234	18603.38199
235	2013/12/17	12:54:00	00:01:00.0	37.9	37.9	0.0	37.9	235	6129.276455
236	2013/12/17	12:55:00	00:01:00.0	39.7	39.7	0.0	39.7	236	9394.714917
237	2013/12/17	12:56:00	00:01:00.0	39.9	39.9	0.0	39.9	237	9683.086109
238	2013/12/17	12:57:00	00:01:00.0	41.1	41.1	0.0	41.1	238	12882.98888
239	2013/12/17	12:58:00	00:01:00.0	38.5	38.5	0.0	38.5	239	7100.388628
240	2013/12/17	12:59:00	00:01:00.0	39.3	39.3	0.0	39.3	240	8461.279976
241	2013/12/17	13:00:00	00:01:00.0	38.3	38.3	0.0	38.3	241	6691.739355
242	2013/12/17	13:01:00	00:01:00.0	40.2	40.2	0.0	40.2	242	10361.48632
243	2013/12/17	13:02:00	00:01:00.0	41.0	41.0	0.0	41.0	243	12511.81099
244	2013/12/17	13:03:00	00:01:00.0	38.0	38.0	0.0	38.0	244	6305.739464
245	2013/12/17	13:04:00	00:01:00.0	41.6	41.6	0.0	41.6	245	14302.31006
246	2013/12/17	13:05:00	00:01:00.0	51.7	51.7	0.0	51.7	246	149188.2656
247	2013/12/17	13:06:00	00:01:00.0	45.7	45.7	0.0	45.7	247	37013.43361
248	2013/12/17	13:07:00	00:01:00.0	47.6	47.6	0.0	47.6	248	57108.81991
249	2013/12/17	13:08:00	00:01:00.0	58.8	58.8	0.0	58.8	249	765274.5863
250	2013/12/17	13:09:00	00:01:00.0	48.7	48.7	0.0	48.7	250	73312.80307
251	2013/12/17	13:10:00	00:01:00.0	44.0	44.0	0.0	44.0	251	25235.49752
252	2013/12/17	13:11:00	00:01:00.0	42.5	42.5	0.0	42.5	252	17852.9244
253	2013/12/17	13:12:00	00:01:00.0	43.3	43.3	0.0	43.3	253	21541.33191
254	2013/12/17	13:13:00	00:01:00.0	47.3	47.3	0.0	47.3	254	54195.13999
255	2013/12/17	13:14:00	00:01:00.0	53.8	53.8	0.0	53.8	255	241859.3331
256	2013/12/17	13:15:00	00:01:00.0	57.3	57.3	0.0	57.3	256	542384.7621
257	2013/12/17	13:16:00	00:01:00.0	63.1	63.1	0.0	63.1	257	2044504.514
258	2013/12/17	13:17:00	00:01:00.0	62.7	62.7	0.0	62.7	258	1862658.374
259	2013/12/17	13:18:00	00:01:00.0	62.7	62.7	0.0	62.7	259	1881492.812
260	2013/12/17	13:19:00	00:01:00.0	61.1	61.1	0.0	61.1	260	1283969.892
261	2013/12/17	13:20:00	00:01:00.0	63.2	63.2	0.0	63.2	261	2109553.39
262	2013/12/17	13:21:00	00:01:00.0	65.5	65.5	0.0	65.5	262	3509149.524
263	2013/12/17	13:22:00	00:01:00.0	63.3	63.3	0.0	63.3	263	2118829.264
264	2013/12/17	13:23:00	00:01:00.0	70.5	70.5	0.0	70.5	264	11176177.86
265	2013/12/17	13:24:00	00:01:00.0	66.9	66.9	0.0	66.9	265	4886505.738
266	2013/12/17	13:25:00	00:01:00.0	65.7	65.7	0.0	65.7	266	3736996.883
267	2013/12/17	13:26:00	00:01:00.0	63.1	63.1	0.0	63.1	267	2047966.199
268	2013/12/17	13:27:00	00:01:00.0	61.2	61.2	0.0	61.2	268	1328662.298
269	2013/12/17	13:28:00	00:01:00.0	66.6	66.6	0.0	66.6	269	4597673.712
270	2013/12/17	13:29:00	00:01:00.0	68.1	68.1	0.0	68.1	270	6396108.651

Location 9 - Melton Dam

Record #	Date	Time	Duration	LAeq	Base Leq	Penalty	Base+Penalty	count	10 ^{^(leq/10)}
271	2013/12/17	13:30:00	00:01:00.0	66.7	66.7	0.0	66.7	271	4662294.48
272	2013/12/17	13:31:00	00:01:00.0	63.7	63.7	0.0	63.7	272	2366914.174
273	2013/12/17	13:32:00	00:01:00.0	58.9	58.9	0.0	58.9	273	783234.6761
274	2013/12/17	13:33:00	00:01:00.0	57.6	57.6	0.0	57.6	274	580247.8102
275	2013/12/17	13:34:00	00:01:00.0	58.5	58.5	0.0	58.5	275	700287.3162
276	2013/12/17	13:35:00	00:01:00.0	57.2	57.2	0.0	57.2	276	520724.543
277	2013/12/17	13:36:00	00:01:00.0	58.0	58.0	0.0	58.0	277	627259.9889
278	2013/12/17	13:37:00	00:01:00.0	58.4	58.4	0.0	58.4	278	686755.1271
279	2013/12/17	13:38:00	00:01:00.0	61.1	61.1	0.0	61.1	279	1296738.717
280	2013/12/17	13:39:00	00:01:00.0	60.4	60.4	0.0	60.4	280	1094680.967
281	2013/12/17	13:40:00	00:01:00.0	61.0	61.0	0.0	61.0	281	1247148.802
282	2013/12/17	13:41:00	00:01:00.0	61.0	61.0	0.0	61.0	282	1266892.355
283	2013/12/17	13:42:00	00:01:00.0	62.0	62.0	0.0	62.0	283	1575601.703
284	2013/12/17	13:43:00	00:01:00.0	63.3	63.3	0.0	63.3	284	2147249.334
285	2013/12/17	13:44:00	00:01:00.0	62.3	62.3	0.0	62.3	285	1688008.577
286	2013/12/17	13:45:00	00:01:00.0	60.4	60.4	0.0	60.4	286	1107036.62
287	2013/12/17	13:46:00	00:01:00.0	58.6	58.6	0.0	58.6	287	727905.5701
288	2013/12/17	13:47:00	00:01:00.0	59.1	59.1	0.0	59.1	288	803744.8058
289	2013/12/17	13:48:00	00:01:00.0	60.7	60.7	0.0	60.7	289	1182207.293
290	2013/12/17	13:49:00	00:01:00.0	59.7	59.7	0.0	59.7	290	933999.0851
291	2013/12/17	13:50:00	00:01:00.0	59.1	59.1	0.0	59.1	291	810816.4981
292	2013/12/17	13:51:00	00:01:00.0	58.9	58.9	0.0	58.9	292	779936.6454
293	2013/12/17	13:52:00	00:01:00.0	59.5	59.5	0.0	59.5	293	895306.6639
294	2013/12/17	13:53:00	00:01:00.0	55.4	55.4	0.0	55.4	294	346492.7995
295	2013/12/17	13:54:00	00:01:00.0	58.9	58.9	0.0	58.9	295	772331.3253
296	2013/12/17	13:55:00	00:01:00.0	57.6	57.6	0.0	57.6	296	574843.1118
297	2013/12/17	13:56:00	00:01:00.0	58.7	58.7	0.0	58.7	297	736686.1177
298	2013/12/17	13:57:00	00:01:00.0	59.4	59.4	0.0	59.4	298	873514.393
299	2013/12/17	13:58:00	00:01:00.0	59.7	59.7	0.0	59.7	299	932694.7506
300	2013/12/17	13:59:00	00:01:00.0	59.9	59.9	0.0	59.9	300	977843.7634
301	2013/12/17	14:00:00	00:01:00.0	57.4	57.4	0.0	57.4	301	544128.3704
302	2013/12/17	14:01:00	00:01:00.0	57.7	57.7	0.0	57.7	302	584854.0486
303	2013/12/17	14:02:00	00:01:00.0	56.6	56.6	0.0	56.6	303	452435.3061
304	2013/12/17	14:03:00	00:01:00.0	57.3	57.3	0.0	57.3	304	538188.6376
305	2013/12/17	14:04:00	00:01:00.0	57.4	57.4	0.0	57.4	305	554527.6262
306	2013/12/17	14:05:00	00:01:00.0	55.9	55.9	0.0	55.9	306	391218.2014
307	2013/12/17	14:06:00	00:01:00.0	56.5	56.5	0.0	56.5	307	450271.466
308	2013/12/17	14:07:00	00:01:00.0	57.3	57.3	0.0	57.3	308	543033.5474
309	2013/12/17	14:08:00	00:01:00.0	58.3	58.3	0.0	58.3	309	675936.1919
310	2013/12/17	14:09:00	00:01:00.0	55.8	55.8	0.0	55.8	310	378923.7832
311	2013/12/17	14:10:00	00:01:00.0	54.3	54.3	0.0	54.3	311	267278.3651
312	2013/12/17	14:11:00	00:01:00.0	56.1	56.1	0.0	56.1	312	409751.9045
313	2013/12/17	14:12:00	00:01:00.0	57.0	57.0	0.0	57.0	313	501805.2515
314	2013/12/17	14:13:00	00:01:00.0	57.9	57.9	0.0	57.9	314	619790.7665
315	2013/12/17	14:14:00	00:01:00.0	58.4	58.4	0.0	58.4	315	686316.7242

Location 9 - Melton Dam

Record #	Date	Time	Duration	LAeq	Base Leq	Penalty	Base+Penalty	count	10 ^{^(leq/10)}
316	2013/12/17	14:15:00	00:01:00.0	60.4	60.4	0.0	60.4	316	1102543.625
317	2013/12/17	14:16:00	00:01:00.0	59.2	59.2	0.0	59.2	317	822427.8507
318	2013/12/17	14:17:00	00:01:00.0	58.0	58.0	0.0	58.0	318	637196.2685
319	2013/12/17	14:18:00	00:01:00.0	58.4	58.4	0.0	58.4	319	691450.91
320	2013/12/17	14:19:00	00:01:00.0	57.5	57.5	0.0	57.5	320	561417.9191
321	2013/12/17	14:20:00	00:01:00.0	57.9	57.9	0.0	57.9	321	610799.9201
322	2013/12/17	14:21:00	00:01:00.0	58.5	58.5	0.0	58.5	322	701618.4452
323	2013/12/17	14:22:00	00:01:00.0	59.7	59.7	0.0	59.7	323	927569.7413
324	2013/12/17	14:23:00	00:01:00.0	57.4	57.4	0.0	57.4	324	554402.4611
325	2013/12/17	14:24:00	00:01:00.0	54.7	54.7	0.0	54.7	325	296580.8962
326	2013/12/17	14:25:00	00:01:00.0	58.5	58.5	0.0	58.5	326	710654.6963
327	2013/12/17	14:26:00	00:01:00.0	59.7	59.7	0.0	59.7	327	930494.3928
328	2013/12/17	14:27:00	00:01:00.0	59.4	59.4	0.0	59.4	328	874723.6729
329	2013/12/17	14:28:00	00:01:00.0	60.3	60.3	0.0	60.3	329	1066883.477
330	2013/12/17	14:29:00	00:01:00.0	60.0	60.0	0.0	60.0	330	994513.021
331	2013/12/17	14:30:00	00:01:00.0	59.1	59.1	0.0	59.1	331	811119.237
332	2013/12/17	14:31:00	00:01:00.0	58.7	58.7	0.0	58.7	332	736103.3289
333	2013/12/17	14:32:00	00:01:00.0	61.6	61.6	0.0	61.6	333	1432078.912
334	2013/12/17	14:33:00	00:01:00.0	57.1	57.1	0.0	57.1	334	512376.2661
335	2013/12/17	14:34:00	00:01:00.0	51.0	51.0	0.0	51.0	335	124899.162
336	2013/12/17	14:35:00	00:01:00.0	58.7	58.7	0.0	58.7	336	735074.0655
337	2013/12/17	14:36:00	00:01:00.0	46.7	46.7	0.0	46.7	337	46331.0553
338	2013/12/17	14:37:00	00:01:00.0	57.6	57.6	0.0	57.6	338	580259.5327
339	2013/12/17	14:38:00	00:01:00.0	44.6	44.6	0.0	44.6	339	28963.47979
340	2013/12/17	14:39:00	00:01:00.0	46.9	46.9	0.0	46.9	340	48629.00354
341	2013/12/17	14:40:00	00:01:00.0	42.9	42.9	0.0	42.9	341	19357.20849
342	2013/12/17	14:41:00	00:01:00.0	44.3	44.3	0.0	44.3	342	27221.09708
343	2013/12/17	14:42:00	00:01:00.0	44.9	44.9	0.0	44.9	343	31023.72043
344	2013/12/17	14:43:00	00:01:00.0	43.7	43.7	0.0	43.7	344	23688.48451
345	2013/12/17	14:44:00	00:01:00.0	42.7	42.7	0.0	42.7	345	18730.23969
346	2013/12/17	14:45:00	00:01:00.0	42.4	42.4	0.0	42.4	346	17406.18451
347	2013/12/17	14:46:00	00:01:00.0	43.5	43.5	0.0	43.5	347	22326.06081
348	2013/12/17	14:47:00	00:01:00.0	43.0	43.0	0.0	43.0	348	19765.76812
349	2013/12/17	14:48:00	00:01:00.0	41.0	41.0	0.0	41.0	349	12532.23599
350	2013/12/17	14:49:00	00:01:00.0	42.1	42.1	0.0	42.1	350	16163.9109
351	2013/12/17	14:50:00	00:01:00.0	42.1	42.1	0.0	42.1	351	16271.20354
352	2013/12/17	14:51:00	00:01:00.0	41.7	41.7	0.0	41.7	352	14698.98833
353	2013/12/17	14:52:00	00:01:00.0	42.1	42.1	0.0	42.1	353	16216.25772
354	2013/12/17	14:53:00	00:01:00.0	42.5	42.5	0.0	42.5	354	17798.32697
355	2013/12/17	14:54:00	00:01:00.0	42.8	42.8	0.0	42.8	355	19063.92858
356	2013/12/17	14:55:00	00:01:00.0	49.3	49.3	0.0	49.3	356	85078.13529
357	2013/12/17	14:56:00	00:01:00.0	47.6	47.6	0.0	47.6	357	57766.09014
358	2013/12/17	14:57:00	00:01:00.0	43.4	43.4	0.0	43.4	358	21851.60096
359	2013/12/17	14:58:00	00:01:00.0	42.8	42.8	0.0	42.8	359	18847.59609
360	2013/12/17	14:59:00	00:01:00.0	43.5	43.5	0.0	43.5	360	22543.73226

Location 9 - Melton Dam

Record #	Date	Time	Duration	LAeq	Base Leq	Penalty	Base+Penalty	count	10 ^{^(leq/10)}
361	2013/12/17	15:00:00	00:01:00.0	48.1	48.1	0.0	48.1	361	63851.2342
362	2013/12/17	15:01:00	00:01:00.0	47.0	47.0	0.0	47.0	362	49895.67437
363	2013/12/17	15:02:00	00:01:00.0	44.7	44.7	0.0	44.7	363	29349.28868
364	2013/12/17	15:03:00	00:01:00.0	47.5	47.5	0.0	47.5	364	56661.27746
365	2013/12/17	15:04:00	00:01:00.0	43.7	43.7	0.0	43.7	365	23492.50546
366	2013/12/17	15:05:00	00:01:00.0	46.2	46.2	0.0	46.2	366	41459.92184
367	2013/12/17	15:06:00	00:01:00.0	44.6	44.6	0.0	44.6	367	29015.70539
368	2013/12/17	15:07:00	00:01:00.0	45.3	45.3	0.0	45.3	368	33890.98791
369	2013/12/17	15:08:00	00:01:00.0	43.5	43.5	0.0	43.5	369	22597.14109
370	2013/12/17	15:09:00	00:01:00.0	43.7	43.7	0.0	43.7	370	23407.43718
371	2013/12/17	15:10:00	00:01:00.0	42.1	42.1	0.0	42.1	371	16382.77672
372	2013/12/17	15:11:00	00:01:00.0	42.3	42.3	0.0	42.3	372	16949.03787
373	2013/12/17	15:12:00	00:01:00.0	41.6	41.6	0.0	41.6	373	14309.53542
374	2013/12/17	15:13:00	00:01:00.0	40.6	40.6	0.0	40.6	374	11440.14754
375	2013/12/17	15:14:00	00:01:00.0	40.2	40.2	0.0	40.2	375	10496.63903
376	2013/12/17	15:15:00	00:01:00.0	39.7	39.7	0.0	39.7	376	9304.68239
377	2013/12/17	15:16:00	00:01:00.0	40.6	40.6	0.0	40.6	377	11379.61445
378	2013/12/17	15:17:00	00:01:00.0	41.3	41.3	0.0	41.3	378	13502.78508
379	2013/12/17	15:18:00	00:01:00.0	41.1	41.1	0.0	41.1	379	13004.93771
380	2013/12/17	15:19:00	00:01:00.0	42.3	42.3	0.0	42.3	380	16937.9057
381	2013/12/17	15:20:00	00:01:00.0	41.8	41.8	0.0	41.8	381	15135.98208
382	2013/12/17	15:21:00	00:01:00.0	40.9	40.9	0.0	40.9	382	12236.20842
383	2013/12/17	15:22:00	00:01:00.0	41.0	41.0	0.0	41.0	383	12516.92237
384	2013/12/17	15:23:00	00:01:00.0	42.8	42.8	0.0	42.8	384	18979.43632
385	2013/12/17	15:24:00	00:01:00.0	50.2	50.2	0.0	50.2	385	103691.4325
386	2013/12/17	15:25:00	00:01:00.0	48.3	48.3	0.0	48.3	386	67561.50659
387	2013/12/17	15:26:00	00:01:00.0	49.1	49.1	0.0	49.1	387	81714.97191
388	2013/12/17	15:27:00	00:01:00.0	44.8	44.8	0.0	44.8	388	30471.53611
389	2013/12/17	15:28:00	00:01:00.0	44.5	44.5	0.0	44.5	389	28298.98002
390	2013/12/17	15:29:00	00:01:00.0	42.8	42.8	0.0	42.8	390	19048.41218
391	2013/12/17	15:30:00	00:01:00.0	44.3	44.3	0.0	44.3	391	26702.68119
392	2013/12/17	15:31:00	00:01:00.0	43.8	43.8	0.0	43.8	392	23906.92042
393	2013/12/17	15:32:00	00:01:00.0	43.3	43.3	0.0	43.3	393	21542.48614
394	2013/12/17	15:33:00	00:01:00.0	43.5	43.5	0.0	43.5	394	22238.12463
395	2013/12/17	15:34:00	00:01:00.0	42.5	42.5	0.0	42.5	395	17618.89008
396	2013/12/17	15:35:00	00:01:00.0	45.6	45.6	0.0	45.6	396	36211.35342
397	2013/12/17	15:36:00	00:01:00.0	42.9	42.9	0.0	42.9	397	19516.70141
398	2013/12/17	15:37:00	00:01:00.0	40.4	40.4	0.0	40.4	398	10894.34007
399	2013/12/17	15:38:00	00:01:00.0	40.2	40.2	0.0	40.2	399	10373.68909
400	2013/12/17	15:39:00	00:01:00.0	40.8	40.8	0.0	40.8	400	12048.81796
401	2013/12/17	15:40:00	00:01:00.0	42.9	42.9	0.0	42.9	401	19574.67865
402	2013/12/17	15:41:00	00:01:00.0	43.2	43.2	0.0	43.2	402	20707.01401
403	2013/12/17	15:42:00	00:01:00.0	40.5	40.5	0.0	40.5	403	11094.1373
404	2013/12/17	15:43:00	00:01:00.0	44.0	44.0	0.0	44.0	404	25188.35017
405	2013/12/17	15:44:00	00:01:00.0	44.8	44.8	0.0	44.8	405	30385.84766

Location 9 - Melton Dam

Record #	Date	Time	Duration	LAeq	Base Leq	Penalty	Base+Penalty	count	10 ^{^(leq/10)}
406	2013/12/17	15:45:00	00:01:00.0	44.6	44.6	0.0	44.6	406	28807.66997
407	2013/12/17	15:46:00	00:01:00.0	47.4	47.4	0.0	47.4	407	54838.38108
408	2013/12/17	15:47:00	00:01:00.0	44.2	44.2	0.0	44.2	408	26101.96956
409	2013/12/17	15:48:00	00:01:00.0	43.1	43.1	0.0	43.1	409	20562.34237
410	2013/12/17	15:49:00	00:01:00.0	42.6	42.6	0.0	42.6	410	18083.64912
411	2013/12/17	15:50:00	00:01:00.0	47.9	47.9	0.0	47.9	411	62152.60273
412	2013/12/17	15:51:00	00:01:00.0	42.4	42.4	0.0	42.4	412	17210.02412
413	2013/12/17	15:52:00	00:01:00.0	44.5	44.5	0.0	44.5	413	28123.90996
414	2013/12/17	15:53:00	00:01:00.0	49.8	49.8	0.0	49.8	414	94766.24472
415	2013/12/17	15:54:00	00:01:00.0	62.0	62.0	0.0	62.0	415	1584781.827
416	2013/12/17	15:55:00	00:01:00.0	60.3	60.3	0.0	60.3	416	1075094.991
417	2013/12/17	15:56:00	00:01:00.0	59.1	59.1	0.0	59.1	417	804884.3627
418	2013/12/17	15:57:00	00:01:00.0	59.6	59.6	0.0	59.6	418	901814.1283
419	2013/12/17	15:58:00	00:01:00.0	60.5	60.5	0.0	60.5	419	1115071.273
420	2013/12/17	15:59:00	00:01:00.0	60.8	60.8	0.0	60.8	420	1208840.079
421	2013/12/17	16:00:00	00:01:00.0	56.1	56.1	0.0	56.1	421	404575.5079
422	2013/12/17	16:01:00	00:01:00.0	56.8	56.8	0.0	56.8	422	481510.0565
423	2013/12/17	16:02:00	00:01:00.0	58.0	58.0	0.0	58.0	423	634930.1974
424	2013/12/17	16:03:00	00:01:00.0	55.0	55.0	0.0	55.0	424	315072.9931
425	2013/12/17	16:04:00	00:01:00.0	54.7	54.7	0.0	54.7	425	296425.6748
426	2013/12/17	16:05:00	00:01:00.0	52.9	52.9	0.0	52.9	426	196568.9938
427	2013/12/17	16:06:00	00:01:00.0	51.7	51.7	0.0	51.7	427	147162.089
428	2013/12/17	16:07:00	00:01:00.0	51.0	51.0	0.0	51.0	428	124997.8278
429	2013/12/17	16:08:00	00:01:00.0	52.9	52.9	0.0	52.9	429	196017.431
430	2013/12/17	16:09:00	00:01:00.0	49.7	49.7	0.0	49.7	430	93554.2699
431	2013/12/17	16:10:00	00:01:00.0	49.9	49.9	0.0	49.9	431	97360.56879
432	2013/12/17	16:11:00	00:01:00.0	56.0	56.0	0.0	56.0	432	393609.6063
433	2013/12/17	16:12:00	00:01:00.0	51.0	51.0	0.0	51.0	433	125595.1017
434	2013/12/17	16:13:00	00:01:00.0	53.7	53.7	0.0	53.7	434	232529.0425
435	2013/12/17	16:14:00	00:01:00.0	54.5	54.5	0.0	54.5	435	278899.3745
436	2013/12/17	16:15:00	00:01:00.0	53.2	53.2	0.0	53.2	436	209538.1584
437	2013/12/17	16:16:00	00:01:00.0	52.0	52.0	0.0	52.0	437	159179.6378
438	2013/12/17	16:17:00	00:01:00.0	55.6	55.6	0.0	55.6	438	364117.8023
439	2013/12/17	16:18:00	00:01:00.0	61.1	61.1	0.0	61.1	439	1290796.481
440	2013/12/17	16:19:00	00:01:00.0	60.7	60.7	0.0	60.7	440	1170874.741
441	2013/12/17	16:20:00	00:01:00.0	62.0	62.0	0.0	62.0	441	1578722.843
442	2013/12/17	16:21:00	00:01:00.0	63.5	63.5	0.0	63.5	442	2246843.377
443	2013/12/17	16:22:00	00:01:00.0	63.2	63.2	0.0	63.2	443	2105329.168
444	2013/12/17	16:23:00	00:01:00.0	65.0	65.0	0.0	65.0	444	3135663.843
445	2013/12/17	16:24:00	00:01:00.0	62.3	62.3	0.0	62.3	445	1695740.669
446	2013/12/17	16:25:00	00:01:00.0	64.7	64.7	0.0	64.7	446	2967786.868
447	2013/12/17	16:26:00	00:01:00.0	66.2	66.2	0.0	66.2	447	4128323.989
448	2013/12/17	16:27:00	00:01:00.0	59.7	59.7	0.0	59.7	448	931061.7824
449	2013/12/17	16:28:00	00:01:00.0	58.8	58.8	0.0	58.8	449	755057.5273
450	2013/12/17	16:29:00	00:01:00.0	58.3	58.3	0.0	58.3	450	680336.2589

Location 9 - Melton Dam

Record #	Date	Time	Duration	LAeq	Base Leq	Penalty	Base+Penalty	count	10 ^{^(leq/10)}
451	2013/12/17	16:30:00	00:01:00.0	56.3	56.3	0.0	56.3	451	425853.9064
452	2013/12/17	16:31:00	00:01:00.0	58.3	58.3	0.0	58.3	452	680931.7136
453	2013/12/17	16:32:00	00:01:00.0	53.9	53.9	0.0	53.9	453	244515.733
454	2013/12/17	16:33:00	00:01:00.0	55.3	55.3	0.0	55.3	454	341629.687
455	2013/12/17	16:34:00	00:01:00.0	55.6	55.6	0.0	55.6	455	359574.432
456	2013/12/17	16:35:00	00:01:00.0	59.6	59.6	0.0	59.6	456	911364.2768
457	2013/12/17	16:36:00	00:01:00.0	56.4	56.4	0.0	56.4	457	437140.6415
458	2013/12/17	16:37:00	00:01:00.0	56.7	56.7	0.0	56.7	458	466480.9613
459	2013/12/17	16:38:00	00:01:00.0	60.1	60.1	0.0	60.1	459	1016111.164
460	2013/12/17	16:39:00	00:01:00.0	60.2	60.2	0.0	60.2	460	1054245.096
461	2013/12/17	16:40:00	00:01:00.0	63.0	63.0	0.0	63.0	461	2015120.732
462	2013/12/17	16:41:00	00:01:00.0	61.1	61.1	0.0	61.1	462	1282375.052
463	2013/12/17	16:42:00	00:01:00.0	61.6	61.6	0.0	61.6	463	1440263.402
464	2013/12/17	16:43:00	00:01:00.0	63.0	63.0	0.0	63.0	464	2004715.225
465	2013/12/17	16:44:00	00:01:00.0	67.1	67.1	0.0	67.1	465	5146798.556
466	2013/12/17	16:45:00	00:01:00.0	64.9	64.9	0.0	64.9	466	3077397.48
467	2013/12/17	16:46:00	00:01:00.0	62.8	62.8	0.0	62.8	467	1901061.982
468	2013/12/17	16:47:00	00:01:00.0	61.0	61.0	0.0	61.0	468	1268664.051
469	2013/12/17	16:48:00	00:01:00.0	63.2	63.2	0.0	63.2	469	2112425.58
470	2013/12/17	16:49:00	00:01:00.0	60.4	60.4	0.0	60.4	470	1087325.08
471	2013/12/17	16:50:00	00:01:00.0	58.2	58.2	0.0	58.2	471	653789.1341
472	2013/12/17	16:51:00	00:01:00.0	51.3	51.3	0.0	51.3	472	135740.3991
473	2013/12/17	16:52:00	00:01:00.0	51.0	51.0	0.0	51.0	473	127006.7796
474	2013/12/17	16:53:00	00:01:00.0	46.5	46.5	0.0	46.5	474	44618.44073
475	2013/12/17	16:54:00	00:01:00.0	46.5	46.5	0.0	46.5	475	44270.49208
476	2013/12/17	16:55:00	00:01:00.0	47.4	47.4	0.0	47.4	476	55020.56616
477	2013/12/17	16:56:00	00:01:00.0	48.5	48.5	0.0	48.5	477	71417.83595
478	2013/12/17	16:57:00	00:01:00.0	47.8	47.8	0.0	47.8	478	59937.95897
479	2013/12/17	16:58:00	00:01:00.0	49.5	49.5	0.0	49.5	479	89004.2263
480	2013/12/17	16:59:00	00:01:00.0	47.0	47.0	0.0	47.0	480	49941.75749
481	2013/12/17	17:00:00	00:01:00.0	45.0	45.0	0.0	45.0	481	31469.96026
482	2013/12/17	17:01:00	00:01:00.0	45.0	45.0	0.0	45.0	482	31529.75169
483	2013/12/17	17:02:00	00:01:00.0	43.7	43.7	0.0	43.7	483	23618.01162
484	2013/12/17	17:03:00	00:01:00.0	43.9	43.9	0.0	43.9	484	24584.6864
485	2013/12/17	17:04:00	00:01:00.0	46.2	46.2	0.0	46.2	485	42145.13672
486	2013/12/17	17:05:00	00:01:00.0	44.0	44.0	0.0	44.0	486	25143.60976
487	2013/12/17	17:06:00	00:01:00.0	43.3	43.3	0.0	43.3	487	21395.34106
488	2013/12/17	17:07:00	00:01:00.0	42.9	42.9	0.0	42.9	488	19349.0319
489	2013/12/17	17:08:00	00:01:00.0	46.9	46.9	0.0	46.9	489	49209.11939
490	2013/12/17	17:09:00	00:01:00.0	48.0	48.0	0.0	48.0	490	63303.90653
491	2013/12/17	17:10:00	00:01:00.0	44.5	44.5	0.0	44.5	491	28264.32591
492	2013/12/17	17:11:00	00:01:00.0	42.0	42.0	0.0	42.0	492	15783.45706
493	2013/12/17	17:12:00	00:01:00.0	41.9	41.9	0.0	41.9	493	15418.90429
494	2013/12/17	17:13:00	00:01:00.0	41.2	41.2	0.0	41.2	494	13198.28035
495	2013/12/17	17:14:00	00:01:00.0	51.9	51.9	0.0	51.9	495	154878.4513

Location 9 - Melton Dam

Record #	Date	Time	Duration	LAeq	Base Leq	Penalty	Base+Penalty	count	10 ^{^(leq/10)}
496	2013/12/17	17:15:00	00:01:00.0	46.8	46.8	0.0	46.8	496	47452.34789
497	2013/12/17	17:16:00	00:01:00.0	41.6	41.6	0.0	41.6	497	14562.13906
498	2013/12/17	17:17:00	00:01:00.0	41.9	41.9	0.0	41.9	498	15570.84712
499	2013/12/17	17:18:00	00:01:00.0	43.0	43.0	0.0	43.0	499	20004.65462
500	2013/12/17	17:19:00	00:01:00.0	45.4	45.4	0.0	45.4	500	34565.53353
501	2013/12/17	17:20:00	00:01:00.0	45.7	45.7	0.0	45.7	501	37582.8161
502	2013/12/17	17:21:00	00:01:00.0	43.0	43.0	0.0	43.0	502	20081.69512
503	2013/12/17	17:22:00	00:01:00.0	42.3	42.3	0.0	42.3	503	16894.19205
504	2013/12/17	17:23:00	00:01:00.0	42.1	42.1	0.0	42.1	504	16216.62806
505	2013/12/17	17:24:00	00:01:00.0	41.3	41.3	0.0	41.3	505	13526.1584
506	2013/12/17	17:25:00	00:01:00.0	42.0	42.0	0.0	42.0	506	15798.02062
507	2013/12/17	17:26:00	00:01:00.0	41.8	41.8	0.0	41.8	507	15199.47858
508	2013/12/17	17:27:00	00:01:00.0	41.3	41.3	0.0	41.3	508	13458.14534
509	2013/12/17	17:28:00	00:01:00.0	44.4	44.4	0.0	44.4	509	27555.99292
510	2013/12/17	17:29:00	00:01:00.0	44.7	44.7	0.0	44.7	510	29607.90643
511	2013/12/17	17:30:00	00:01:00.0	40.4	40.4	0.0	40.4	511	10978.6248
512	2013/12/17	17:31:00	00:01:00.0	40.4	40.4	0.0	40.4	512	10844.15063
513	2013/12/17	17:32:00	00:01:00.0	44.9	44.9	0.0	44.9	513	31083.70153
514	2013/12/17	17:33:00	00:01:00.0	43.9	43.9	0.0	43.9	514	24697.94982
515	2013/12/17	17:34:00	00:01:00.0	44.7	44.7	0.0	44.7	515	29513.67876
516	2013/12/17	17:35:00	00:01:00.0	53.8	53.8	0.0	53.8	516	237654.919
517	2013/12/17	17:36:00	00:01:00.0	46.4	46.4	0.0	46.4	517	43841.34306
518	2013/12/17	17:37:00	00:01:00.0	46.5	46.5	0.0	46.5	518	45000.65567
519	2013/12/17	17:38:00	00:01:00.0	48.6	48.6	0.0	48.6	519	72055.69384
520	2013/12/17	17:39:00	00:01:00.0	47.8	47.8	0.0	47.8	520	60188.55698
521	2013/12/17	17:40:00	00:01:00.0	46.7	46.7	0.0	46.7	521	46397.51822
522	2013/12/17	17:41:00	00:01:00.0	48.5	48.5	0.0	48.5	522	71453.03673
523	2013/12/17	17:42:00	00:01:00.0	52.0	52.0	0.0	52.0	523	157025.9025
524	2013/12/17	17:43:00	00:01:00.0	48.0	48.0	0.0	48.0	524	63090.08174
525	2013/12/17	17:44:00	00:01:00.0	47.4	47.4	0.0	47.4	525	55104.23754
526	2013/12/17	17:45:00	00:01:00.0	46.3	46.3	0.0	46.3	526	42267.47623
527	2013/12/17	17:46:00	00:01:00.0	46.6	46.6	0.0	46.6	527	45978.23137
528	2013/12/17	17:47:00	00:01:00.0	44.2	44.2	0.0	44.2	528	26522.15323
529	2013/12/17	17:48:00	00:01:00.0	44.8	44.8	0.0	44.8	529	30495.52715
530	2013/12/17	17:49:00	00:01:00.0	55.4	55.4	0.0	55.4	530	349353.2361
531	2013/12/17	17:50:00	00:01:00.0	47.7	47.7	0.0	47.7	531	58561.22711
532	2013/12/17	17:51:00	00:01:00.0	44.6	44.6	0.0	44.6	532	28806.02527
533	2013/12/17	17:52:00	00:01:00.0	42.6	42.6	0.0	42.6	533	18068.45445
534	2013/12/17	17:53:00	00:01:00.0	42.5	42.5	0.0	42.5	534	17730.04629
535	2013/12/17	17:54:00	00:01:00.0	42.4	42.4	0.0	42.4	535	17406.10806
536	2013/12/17	17:55:00	00:01:00.0	42.1	42.1	0.0	42.1	536	16170.01712
537	2013/12/17	17:56:00	00:01:00.0	41.8	41.8	0.0	41.8	537	15196.31479
538	2013/12/17	17:57:00	00:01:00.0	40.9	40.9	0.0	40.9	538	12260.12429
539	2013/12/17	17:58:00	00:01:00.0	53.3	53.3	0.0	53.3	539	215607.1592
540	2013/12/17	17:59:00	00:01:00.0	45.2	45.2	0.0	45.2	540	33034.09996

Location 9 - Melton Dam

Record #	Date	Time	Duration	LAeq	Base Leq	Penalty	Base+Penalty	count	10 ^{^(leq/10)}
541	2013/12/17	18:00:00	00:01:00.0	43.2	43.2	0.0	43.2	541	20678.06024
542	2013/12/17	18:01:00	00:01:00.0	42.2	42.2	0.0	42.2	542	16407.04196
543	2013/12/17	18:02:00	00:01:00.0	44.9	44.9	0.0	44.9	543	31016.71792
544	2013/12/17	18:03:00	00:01:00.0	44.2	44.2	0.0	44.2	544	26002.42698
545	2013/12/17	18:04:00	00:01:00.0	43.9	43.9	0.0	43.9	545	24349.78936
546	2013/12/17	18:05:00	00:01:00.0	50.3	50.3	0.0	50.3	546	106747.2147
547	2013/12/17	18:06:00	00:01:00.0	46.1	46.1	0.0	46.1	547	40606.68763
548	2013/12/17	18:07:00	00:01:00.0	48.1	48.1	0.0	48.1	548	64934.6268
549	2013/12/17	18:08:00	00:01:00.0	47.2	47.2	0.0	47.2	549	52995.49682
550	2013/12/17	18:09:00	00:01:00.0	47.3	47.3	0.0	47.3	550	53910.6036
551	2013/12/17	18:10:00	00:01:00.0	47.3	47.3	0.0	47.3	551	53967.97892
552	2013/12/17	18:11:00	00:01:00.0	50.9	50.9	0.0	50.9	552	122182.4043
553	2013/12/17	18:12:00	00:01:00.0	60.0	60.0	0.0	60.0	553	1011324.298
554	2013/12/17	18:13:00	00:01:00.0	49.7	49.7	0.0	49.7	554	93997.58244
555	2013/12/17	18:14:00	00:01:00.0	47.0	47.0	0.0	47.0	555	50292.82632
556	2013/12/17	18:15:00	00:01:00.0	62.1	62.1	0.0	62.1	556	1622530.507
557	2013/12/17	18:16:00	00:01:00.0	54.8	54.8	0.0	54.8	557	300281.1012
558	2013/12/17	18:17:00	00:01:00.0	59.9	59.9	0.0	59.9	558	986208.1385
559	2013/12/17	18:18:00	00:01:00.0	56.3	56.3	0.0	56.3	559	431276.7919
560	2013/12/17	18:19:00	00:01:00.0	52.3	52.3	0.0	52.3	560	170143.1079
561	2013/12/17	18:20:00	00:01:00.0	50.8	50.8	0.0	50.8	561	121061.7784
562	2013/12/17	18:21:00	00:01:00.0	50.1	50.1	0.0	50.1	562	101920.2184
563	2013/12/17	18:22:00	00:01:00.0	47.6	47.6	0.0	47.6	563	57198.78185
564	2013/12/17	18:23:00	00:01:00.0	49.8	49.8	0.0	49.8	564	94482.9057
565	2013/12/17	18:24:00	00:01:00.0	45.5	45.5	0.0	45.5	565	35193.76121
566	2013/12/17	18:25:00	00:01:00.0	45.2	45.2	0.0	45.2	566	32777.26698
567	2013/12/17	18:26:00	00:01:00.0	45.3	45.3	0.0	45.3	567	33778.29275
568	2013/12/17	18:27:00	00:01:00.0	44.1	44.1	0.0	44.1	568	25452.58896
569	2013/12/17	18:28:00	00:01:00.0	48.6	48.6	0.0	48.6	569	72335.92163
570	2013/12/17	18:29:00	00:01:00.0	47.8	47.8	0.0	47.8	570	59834.75354
571	2013/12/17	18:30:00	00:01:00.0	46.0	46.0	0.0	46.0	571	39869.43729
572	2013/12/17	18:31:00	00:01:00.0	45.9	45.9	0.0	45.9	572	38790.798
573	2013/12/17	18:32:00	00:01:00.0	48.0	48.0	0.0	48.0	573	62722.80338
574	2013/12/17	18:33:00	00:01:00.0	45.9	45.9	0.0	45.9	574	38787.15241
575	2013/12/17	18:34:00	00:01:00.0	45.9	45.9	0.0	45.9	575	38699.48902
576	2013/12/17	18:35:00	00:01:00.0	49.8	49.8	0.0	49.8	576	94530.88645
577	2013/12/17	18:36:00	00:01:00.0	50.4	50.4	0.0	50.4	577	108909.6266
578	2013/12/17	18:37:00	00:01:00.0	51.1	51.1	0.0	51.1	578	128144.8364
579	2013/12/17	18:38:00	00:01:00.0	47.4	47.4	0.0	47.4	579	55326.3639
580	2013/12/17	18:39:00	00:01:00.0	42.7	42.7	0.0	42.7	580	18594.64183
581	2013/12/17	18:40:00	00:01:00.0	41.7	41.7	0.0	41.7	581	14776.12727
582	2013/12/17	18:41:00	00:01:00.0	43.0	43.0	0.0	43.0	582	19756.10009
583	2013/12/17	18:42:00	00:01:00.0	47.5	47.5	0.0	47.5	583	56262.73902
584	2013/12/17	18:43:00	00:01:00.0	43.8	43.8	0.0	43.8	584	24195.41004
585	2013/12/17	18:44:00	00:01:00.0	41.6	41.6	0.0	41.6	585	14415.99945

Location 9 - Melton Dam

Record #	Date	Time	Duration	LAeq	Base Leq	Penalty	Base+Penalty	count	10 ^{^(leq/10)}
586	2013/12/17	18:45:00	00:01:00.0	41.8	41.8	0.0	41.8	586	15128.63176
587	2013/12/17	18:46:00	00:01:00.0	46.3	46.3	0.0	46.3	587	42387.67627
588	2013/12/17	18:47:00	00:01:00.0	44.4	44.4	0.0	44.4	588	27417.89176
589	2013/12/17	18:48:00	00:01:00.0	46.3	46.3	0.0	46.3	589	42325.80479
590	2013/12/17	18:49:00	00:01:00.0	48.5	48.5	0.0	48.5	590	71316.2213
591	2013/12/17	18:50:00	00:01:00.0	51.0	51.0	0.0	51.0	591	126547.3223
592	2013/12/17	18:51:00	00:01:00.0	48.8	48.8	0.0	48.8	592	76605.06886
593	2013/12/17	18:52:00	00:01:00.0	51.6	51.6	0.0	51.6	593	145871.6674
594	2013/12/17	18:53:00	00:01:00.0	49.4	49.4	0.0	49.4	594	87040.33127
595	2013/12/17	18:54:00	00:01:00.0	50.2	50.2	0.0	50.2	595	104799.7348
596	2013/12/17	18:55:00	00:01:00.0	44.7	44.7	0.0	44.7	596	29761.03779
597	2013/12/17	18:56:00	00:01:00.0	47.5	47.5	0.0	47.5	597	56512.46373
598	2013/12/17	18:57:00	00:01:00.0	44.8	44.8	0.0	44.8	598	30075.86167
599	2013/12/17	18:58:00	00:01:00.0	43.7	43.7	0.0	43.7	599	23309.81537
600	2013/12/17	18:59:00	00:01:00.0	44.6	44.6	0.0	44.6	600	28830.22438
601	2013/12/17	19:00:00	00:01:00.0	47.9	47.9	0.0	47.9	601	62009.18947
602	2013/12/17	19:01:00	00:01:00.0	46.1	46.1	0.0	46.1	602	40568.04241
603	2013/12/17	19:02:00	00:01:00.0	43.2	43.2	0.0	43.2	603	21092.08767
604	2013/12/17	19:03:00	00:01:00.0	46.8	46.8	0.0	46.8	604	48273.30644
605	2013/12/17	19:04:00	00:01:00.0	45.3	45.3	0.0	45.3	605	34250.04152
606	2013/12/17	19:05:00	00:01:00.0	43.2	43.2	0.0	43.2	606	21029.59763
607	2013/12/17	19:06:00	00:01:00.0	43.5	43.5	0.0	43.5	607	22319.49227
608	2013/12/17	19:07:00	00:01:00.0	43.8	43.8	0.0	43.8	608	23795.34074
609	2013/12/17	19:08:00	00:01:00.0	47.2	47.2	0.0	47.2	609	52488.13134
610	2013/12/17	19:09:00	00:01:00.0	47.3	47.3	0.0	47.3	610	53543.87438
611	2013/12/17	19:10:00	00:01:00.0	44.4	44.4	0.0	44.4	611	27309.70836
612	2013/12/17	19:11:00	00:01:00.0	47.3	47.3	0.0	47.3	612	53132.99582
613	2013/12/17	19:12:00	00:01:00.0	47.4	47.4	0.0	47.4	613	55294.88212
614	2013/12/17	19:13:00	00:01:00.0	46.0	46.0	0.0	46.0	614	39728.45159
615	2013/12/17	19:14:00	00:01:00.0	49.2	49.2	0.0	49.2	615	83940.86978
616	2013/12/17	19:15:00	00:01:00.0	50.3	50.3	0.0	50.3	616	106814.3703
617	2013/12/17	19:16:00	00:01:00.0	52.0	52.0	0.0	52.0	617	157791.4605
618	2013/12/17	19:17:00	00:01:00.0	44.4	44.4	0.0	44.4	618	27836.90167
619	2013/12/17	19:18:00	00:01:00.0	42.3	42.3	0.0	42.3	619	17070.13132
620	2013/12/17	19:19:00	00:01:00.0	46.8	46.8	0.0	46.8	620	47315.41682
621	2013/12/17	19:20:00	00:01:00.0	48.2	48.2	0.0	48.2	621	66570.27246
622	2013/12/17	19:21:00	00:01:00.0	46.1	46.1	0.0	46.1	622	40730.71441
623	2013/12/17	19:22:00	00:01:00.0	48.9	48.9	0.0	48.9	623	77797.63867
624	2013/12/17	19:23:00	00:01:00.0	43.4	43.4	0.0	43.4	624	22040.95654
625	2013/12/17	19:24:00	00:01:00.0	42.3	42.3	0.0	42.3	625	16800.74133
626	2013/12/17	19:25:00	00:01:00.0	42.8	42.8	0.0	42.8	626	19251.8752
627	2013/12/17	19:26:00	00:01:00.0	42.9	42.9	0.0	42.9	627	19399.30192
628	2013/12/17	19:27:00	00:01:00.0	44.1	44.1	0.0	44.1	628	25656.26427
629	2013/12/17	19:28:00	00:01:00.0	46.1	46.1	0.0	46.1	629	40787.88956
630	2013/12/17	19:29:00	00:01:00.0	42.7	42.7	0.0	42.7	630	18602.67936

Location 9 - Melton Dam

Record #	Date	Time	Duration	LAeq	Base Leq	Penalty	Base+Penalty	count	10 ^{^(leq/10)}
631	2013/12/17	19:30:00	00:01:00.0	38.2	38.2	0.0	38.2	631	6606.413363
632	2013/12/17	19:31:00	00:01:00.0	40.3	40.3	0.0	40.3	632	10596.59463
633	2013/12/17	19:32:00	00:01:00.0	40.8	40.8	0.0	40.8	633	11909.6116
634	2013/12/17	19:33:00	00:01:00.0	42.4	42.4	0.0	42.4	634	17524.80147
635	2013/12/17	19:34:00	00:01:00.0	40.1	40.1	0.0	40.1	635	10317.50291
636	2013/12/17	19:35:00	00:01:00.0	37.9	37.9	0.0	37.9	636	6124.567482
637	2013/12/17	19:36:00	00:01:00.0	38.8	38.8	0.0	38.8	637	7564.622
638	2013/12/17	19:37:00	00:01:00.0	42.8	42.8	0.0	42.8	638	19150.54631
639	2013/12/17	19:38:00	00:01:00.0	45.9	45.9	0.0	45.9	639	38919.84043
640	2013/12/17	19:39:00	00:01:00.0	40.9	40.9	0.0	40.9	640	12300.3689
641	2013/12/17	19:40:00	00:01:00.0	40.7	40.7	0.0	40.7	641	11714.55963
642	2013/12/17	19:41:00	00:01:00.0	43.6	43.6	0.0	43.6	642	23140.27089
643	2013/12/17	19:42:00	00:01:00.0	40.6	40.6	0.0	40.6	643	11463.35326
644	2013/12/17	19:43:00	00:01:00.0	40.2	40.2	0.0	40.2	644	10487.5153
645	2013/12/17	19:44:00	00:01:00.0	39.8	39.8	0.0	39.8	645	9523.8637
646	2013/12/17	19:45:00	00:01:00.0	39.7	39.7	0.0	39.7	646	9233.427219
647	2013/12/17	19:46:00	00:01:00.0	40.4	40.4	0.0	40.4	647	10996.88501
648	2013/12/17	19:47:00	00:01:00.0	42.1	42.1	0.0	42.1	648	16045.08795
649	2013/12/17	19:48:00	00:01:00.0	38.3	38.3	0.0	38.3	649	6753.824784
650	2013/12/17	19:49:00	00:01:00.0	41.7	41.7	0.0	41.7	650	14737.6562
651	2013/12/17	19:50:00	00:01:00.0	43.5	43.5	0.0	43.5	651	22404.44383
652	2013/12/17	19:51:00	00:01:00.0	42.6	42.6	0.0	42.6	652	18150.70863
653	2013/12/17	19:52:00	00:01:00.0	39.7	39.7	0.0	39.7	653	9425.313554
654	2013/12/17	19:53:00	00:01:00.0	42.2	42.2	0.0	42.2	654	16602.37472
655	2013/12/17	19:54:00	00:01:00.0	39.2	39.2	0.0	39.2	655	8269.871841
656	2013/12/17	19:55:00	00:01:00.0	39.7	39.7	0.0	39.7	656	9290.806953
657	2013/12/17	19:56:00	00:01:00.0	41.5	41.5	0.0	41.5	657	14231.89433
658	2013/12/17	19:57:00	00:01:00.0	41.2	41.2	0.0	41.2	658	13318.46325
659	2013/12/17	19:58:00	00:01:00.0	39.7	39.7	0.0	39.7	659	9413.970041
660	2013/12/17	19:59:00	00:01:00.0	38.9	38.9	0.0	38.9	660	7828.000016
661	2013/12/17	20:00:00	00:01:00.0	43.3	43.3	0.0	43.3	661	21539.96963
662	2013/12/17	20:01:00	00:01:00.0	42.0	42.0	0.0	42.0	662	15901.22239
663	2013/12/17	20:02:00	00:01:00.0	44.4	44.4	0.0	44.4	663	27244.85017
664	2013/12/17	20:03:00	00:01:00.0	41.9	41.9	0.0	41.9	664	15511.56145
665	2013/12/17	20:04:00	00:01:00.0	39.4	39.4	0.0	39.4	665	8713.143481
666	2013/12/17	20:05:00	00:01:00.0	38.5	38.5	0.0	38.5	666	7108.082698
667	2013/12/17	20:06:00	00:01:00.0	39.6	39.6	0.0	39.6	667	9056.490068
668	2013/12/17	20:07:00	00:01:00.0	38.9	38.9	0.0	38.9	668	7679.161424
669	2013/12/17	20:08:00	00:01:00.0	40.3	40.3	0.0	40.3	669	10819.93622
670	2013/12/17	20:09:00	00:01:00.0	37.9	37.9	0.0	37.9	670	6149.812104
671	2013/12/17	20:10:00	00:01:00.0	36.4	36.4	0.0	36.4	671	4348.039262
672	2013/12/17	20:11:00	00:01:00.0	36.5	36.5	0.0	36.5	672	4507.64137
673	2013/12/17	20:12:00	00:01:00.0	37.4	37.4	0.0	37.4	673	5487.172361
674	2013/12/17	20:13:00	00:01:00.0	35.9	35.9	0.0	35.9	674	3865.440747
675	2013/12/17	20:14:00	00:01:00.0	36.0	36.0	0.0	36.0	675	4024.132215

Location 9 - Melton Dam

Record #	Date	Time	Duration	LAeq	Base Leq	Penalty	Base+Penalty	count	10 ^(leq/10)
676	2013/12/17	20:15:00	00:01:00.0	36.0	36.0	0.0	36.0	676	3958.02804
677	2013/12/17	20:16:00	00:01:00.0	36.9	36.9	0.0	36.9	677	4871.082706
678	2013/12/17	20:17:00	00:01:00.0	35.2	35.2	0.0	35.2	678	3298.249175
679	2013/12/17	20:18:00	00:01:00.0	35.1	35.1	0.0	35.1	679	3246.340869
680	2013/12/17	20:19:00	00:01:00.0	36.2	36.2	0.0	36.2	680	4186.020746
681	2013/12/17	20:20:00	00:01:00.0	36.5	36.5	0.0	36.5	681	4516.761073
682	2013/12/17	20:21:00	00:01:00.0	36.2	36.2	0.0	36.2	682	4201.373987
683	2013/12/17	20:22:00	00:01:00.0	36.3	36.3	0.0	36.3	683	4267.132303
684	2013/12/17	20:23:00	00:01:00.0	37.6	37.6	0.0	37.6	684	5755.585275
685	2013/12/17	20:24:00	00:01:00.0	35.8	35.8	0.0	35.8	685	3819.123741
686	2013/12/17	20:25:00	00:01:00.0	35.6	35.6	0.0	35.6	686	3638.668232
687	2013/12/17	20:26:00	00:01:00.0	34.2	34.2	0.0	34.2	687	2649.768026
688	2013/12/17	20:27:00	00:01:00.0	34.9	34.9	0.0	34.9	688	3113.562031
689	2013/12/17	20:28:00	00:01:00.0	35.1	35.1	0.0	35.1	689	3221.364408
690	2013/12/17	20:29:00	00:01:00.0	34.6	34.6	0.0	34.6	690	2870.063227
691	2013/12/17	20:30:00	00:01:00.0	34.4	34.4	0.0	34.4	691	2728.920638
692	2013/12/17	20:31:00	00:01:00.0	34.8	34.8	0.0	34.8	692	3047.022465
693	2013/12/17	20:32:00	00:01:00.0	35.6	35.6	0.0	35.6	693	3641.737767
694	2013/12/17	20:33:00	00:01:00.0	35.6	35.6	0.0	35.6	694	3610.156394
695	2013/12/17	20:34:00	00:01:00.0	34.7	34.7	0.0	34.7	695	2971.253334
696	2013/12/17	20:35:00	00:01:00.0	35.5	35.5	0.0	35.5	696	3539.042083
697	2013/12/17	20:36:00	00:01:00.0	34.5	34.5	0.0	34.5	697	2837.023481
698	2013/12/17	20:37:00	00:01:00.0	37.6	37.6	0.0	37.6	698	5764.049366
699	2013/12/17	20:38:00	00:01:00.0	34.4	34.4	0.0	34.4	699	2756.286778
700	2013/12/17	20:39:00	00:01:00.0	36.0	36.0	0.0	36.0	700	3987.570636
701	2013/12/17	20:40:00	00:01:00.0	34.9	34.9	0.0	34.9	701	3065.413779
702	2013/12/17	20:41:00	00:01:00.0	34.8	34.8	0.0	34.8	702	3024.554344
703	2013/12/17	20:42:00	00:01:00.0	35.6	35.6	0.0	35.6	703	3612.354594
704	2013/12/17	20:43:00	00:01:00.0	38.3	38.3	0.0	38.3	704	6779.274867
705	2013/12/17	20:44:00	00:01:00.0	38.0	38.0	0.0	38.0	705	6256.175151
706	2013/12/17	20:45:00	00:01:00.0	39.5	39.5	0.0	39.5	706	8904.043023
707	2013/12/17	20:46:00	00:01:00.0	40.4	40.4	0.0	40.4	707	10839.65569
708	2013/12/17	20:47:00	00:01:00.0	41.7	41.7	0.0	41.7	708	14911.42452
709	2013/12/17	20:48:00	00:01:00.0	40.4	40.4	0.0	40.4	709	11072.27224
710	2013/12/17	20:49:00	00:01:00.0	38.3	38.3	0.0	38.3	710	6731.354972
711	2013/12/17	20:50:00	00:01:00.0	36.4	36.4	0.0	36.4	711	4327.704042
712	2013/12/17	20:51:00	00:01:00.0	37.0	37.0	0.0	37.0	712	4988.379875
713	2013/12/17	20:52:00	00:01:00.0	36.9	36.9	0.0	36.9	713	4940.006192
714	2013/12/17	20:53:00	00:01:00.0	37.6	37.6	0.0	37.6	714	5791.774717
715	2013/12/17	20:54:00	00:01:00.0	38.0	38.0	0.0	38.0	715	6262.74538
716	2013/12/17	20:55:00	00:01:00.0	39.1	39.1	0.0	39.1	716	8198.097399
717	2013/12/17	20:56:00	00:01:00.0	36.7	36.7	0.0	36.7	717	4707.799876
718	2013/12/17	20:57:00	00:01:00.0	37.0	37.0	0.0	37.0	718	5063.684389
719	2013/12/17	20:58:00	00:01:00.0	37.6	37.6	0.0	37.6	719	5720.214813
720	2013/12/17	20:59:00	00:01:00.0	41.9	41.9	0.0	41.9	720	15459.8598

Location 9 - Melton Dam

Record #	Date	Time	Duration	LAeq	Base Leq	Penalty	Base+Penalty	count	10 ^{^(leq/10)}
721	2013/12/17	21:00:00	00:01:00.0	41.0	41.0	0.0	41.0	721	12623.19249
722	2013/12/17	21:01:00	00:01:00.0	44.2	44.2	0.0	44.2	722	26470.04436
723	2013/12/17	21:02:00	00:01:00.0	41.6	41.6	0.0	41.6	723	14376.24337
724	2013/12/17	21:03:00	00:01:00.0	41.1	41.1	0.0	41.1	724	12903.86114
725	2013/12/17	21:04:00	00:01:00.0	43.3	43.3	0.0	43.3	725	21368.39016
726	2013/12/17	21:05:00	00:01:00.0	41.9	41.9	0.0	41.9	726	15312.95391
727	2013/12/17	21:06:00	00:01:00.0	43.8	43.8	0.0	43.8	727	23989.73674
728	2013/12/17	21:07:00	00:01:00.0	40.3	40.3	0.0	40.3	728	10647.71439
729	2013/12/17	21:08:00	00:01:00.0	46.5	46.5	0.0	46.5	729	44821.59948
730	2013/12/17	21:09:00	00:01:00.0	44.7	44.7	0.0	44.7	730	29735.74396
731	2013/12/17	21:10:00	00:01:00.0	49.0	49.0	0.0	49.0	731	80101.3774
732	2013/12/17	21:11:00	00:01:00.0	48.3	48.3	0.0	48.3	732	67722.81718
733	2013/12/17	21:12:00	00:01:00.0	45.7	45.7	0.0	45.7	733	36913.92031
734	2013/12/17	21:13:00	00:01:00.0	43.6	43.6	0.0	43.6	734	23006.73206
735	2013/12/17	21:14:00	00:01:00.0	44.9	44.9	0.0	44.9	735	30581.09511
736	2013/12/17	21:15:00	00:01:00.0	46.4	46.4	0.0	46.4	736	43723.04997
737	2013/12/17	21:16:00	00:01:00.0	44.9	44.9	0.0	44.9	737	30602.96812
738	2013/12/17	21:17:00	00:01:00.0	43.2	43.2	0.0	43.2	738	20933.59836
739	2013/12/17	21:18:00	00:01:00.0	44.3	44.3	0.0	44.3	739	27085.43561
740	2013/12/17	21:19:00	00:01:00.0	46.3	46.3	0.0	46.3	740	42362.92427
741	2013/12/17	21:20:00	00:01:00.0	42.6	42.6	10.0	52.6	741	183262.8741
742	2013/12/17	21:21:00	00:01:00.0	42.0	42.0	10.0	52.0	742	159636.3784
743	2013/12/17	21:22:00	00:01:00.0	43.5	43.5	10.0	53.5	743	224038.3378
744	2013/12/17	21:23:00	00:01:00.0	42.4	42.4	10.0	52.4	744	172123.2201
745	2013/12/17	21:24:00	00:01:00.0	43.9	43.9	10.0	53.9	745	245967.8222
746	2013/12/17	21:25:00	00:01:00.0	44.2	44.2	10.0	54.2	746	261559.0388
747	2013/12/17	21:26:00	00:01:00.0	40.1	40.1	10.0	50.1	747	103059.0937
748	2013/12/17	21:27:00	00:01:00.0	40.8	40.8	10.0	50.8	748	120056.9437
749	2013/12/17	21:28:00	00:01:00.0	41.8	41.8	10.0	51.8	749	152096.5523
750	2013/12/17	21:29:00	00:01:00.0	38.4	38.4	10.0	48.4	750	69609.25848
751	2013/12/17	21:30:00	00:01:00.0	40.6	40.6	10.0	50.6	751	113692.4388
752	2013/12/17	21:31:00	00:01:00.0	45.8	45.8	10.0	55.8	752	379499.3569
753	2013/12/17	21:32:00	00:01:00.0	44.9	44.9	10.0	54.9	753	309628.7599
754	2013/12/17	21:33:00	00:01:00.0	46.2	46.2	10.0	56.2	754	421215.6229
755	2013/12/17	21:34:00	00:01:00.0	43.8	43.8	10.0	53.8	755	239808.8823
756	2013/12/17	21:35:00	00:01:00.0	47.9	47.9	10.0	57.9	756	616540.5197
757	2013/12/17	21:36:00	00:01:00.0	45.9	45.9	10.0	55.9	757	385176.1683
758	2013/12/17	21:37:00	00:01:00.0	44.5	44.5	10.0	54.5	758	279511.014
759	2013/12/17	21:38:00	00:01:00.0	44.4	44.4	10.0	54.4	759	274869.2804
760	2013/12/17	21:39:00	00:01:00.0	44.8	44.8	10.0	54.8	760	302796.743
761	2013/12/17	21:40:00	00:01:00.0	44.6	44.6	10.0	54.6	761	286137.9054
762	2013/12/17	21:41:00	00:01:00.0	43.2	43.2	10.0	53.2	762	210646.8614
763	2013/12/17	21:42:00	00:01:00.0	42.4	42.4	10.0	52.4	763	175108.3002
764	2013/12/17	21:43:00	00:01:00.0	42.2	42.2	10.0	52.2	764	167495.2351
765	2013/12/17	21:44:00	00:01:00.0	41.1	41.1	10.0	51.1	765	129362.4986

Location 9 - Melton Dam

Record #	Date	Time	Duration	LAeq	Base Leq	Penalty	Base+Penalty	count	10 ^{^(leq/10)}
766	2013/12/17	21:45:00	00:01:00.0	43.3	43.3	10.0	53.3	766	212427.6274
767	2013/12/17	21:46:00	00:01:00.0	42.1	42.1	10.0	52.1	767	163617.8066
768	2013/12/17	21:47:00	00:01:00.0	44.7	44.7	10.0	54.7	768	292555.5
769	2013/12/17	21:48:00	00:01:00.0	43.3	43.3	10.0	53.3	769	215759.8553
770	2013/12/17	21:49:00	00:01:00.0	40.9	40.9	10.0	50.9	770	123287.7356
771	2013/12/17	21:50:00	00:01:00.0	39.7	39.7	10.0	49.7	771	92575.46356
772	2013/12/17	21:51:00	00:01:00.0	40.4	40.4	10.0	50.4	772	108631.9856
773	2013/12/17	21:52:00	00:01:00.0	38.1	38.1	10.0	48.1	773	64226.30486
774	2013/12/17	21:53:00	00:01:00.0	36.9	36.9	10.0	46.9	774	49239.55824
775	2013/12/17	21:54:00	00:01:00.0	38.2	38.2	10.0	48.2	775	66686.38423
776	2013/12/17	21:55:00	00:01:00.0	40.2	40.2	10.0	50.2	776	104334.6158
777	2013/12/17	21:56:00	00:01:00.0	40.4	40.4	10.0	50.4	777	109245.2486
778	2013/12/17	21:57:00	00:01:00.0	39.7	39.7	10.0	49.7	778	92755.67055
779	2013/12/17	21:58:00	00:01:00.0	41.8	41.8	10.0	51.8	779	151855.735
780	2013/12/17	21:59:00	00:01:00.0	39.5	39.5	10.0	49.5	780	88785.82989
781	2013/12/17	22:00:00	00:01:00.0	39.0	39.0	10.0	49.0	781	79067.57666
782	2013/12/17	22:01:00	00:01:00.0	39.3	39.3	10.0	49.3	782	85476.70316
783	2013/12/17	22:02:00	00:01:00.0	39.3	39.3	10.0	49.3	783	84668.18706
784	2013/12/17	22:03:00	00:01:00.0	36.0	36.0	10.0	46.0	784	40196.81003
785	2013/12/17	22:04:00	00:01:00.0	37.1	37.1	10.0	47.1	785	51205.5478
786	2013/12/17	22:05:00	00:01:00.0	36.0	36.0	10.0	46.0	786	40052.4854
787	2013/12/17	22:06:00	00:01:00.0	35.9	35.9	10.0	45.9	787	38784.6995
788	2013/12/17	22:07:00	00:01:00.0	36.0	36.0	10.0	46.0	788	39968.77244
789	2013/12/17	22:08:00	00:01:00.0	36.3	36.3	10.0	46.3	789	42995.33387
790	2013/12/17	22:09:00	00:01:00.0	35.2	35.2	10.0	45.2	790	33077.04258
791	2013/12/17	22:10:00	00:01:00.0	34.6	34.6	10.0	44.6	791	29152.32742
792	2013/12/17	22:11:00	00:01:00.0	34.7	34.7	10.0	44.7	792	29243.44917
793	2013/12/17	22:12:00	00:01:00.0	36.2	36.2	10.0	46.2	793	41747.36989
794	2013/12/17	22:13:00	00:01:00.0	35.7	35.7	10.0	45.7	794	37075.64756
795	2013/12/17	22:14:00	00:01:00.0	37.6	37.6	10.0	47.6	795	57402.31973
796	2013/12/17	22:15:00	00:01:00.0	35.6	35.6	10.0	45.6	796	36159.13247
797	2013/12/17	22:16:00	00:01:00.0	35.1	35.1	10.0	45.1	797	32283.3827
798	2013/12/17	22:17:00	00:01:00.0	34.7	34.7	10.0	44.7	798	29581.88527
799	2013/12/17	22:18:00	00:01:00.0	35.5	35.5	10.0	45.5	799	35301.10001
800	2013/12/17	22:19:00	00:01:00.0	42.3	42.3	10.0	52.3	800	168576.3795
801	2013/12/17	22:20:00	00:01:00.0	36.0	36.0	10.0	46.0	801	40030.57379
802	2013/12/17	22:21:00	00:01:00.0	34.8	34.8	10.0	44.8	802	30177.42362
803	2013/12/17	22:22:00	00:01:00.0	35.6	35.6	10.0	45.6	803	36197.17034
804	2013/12/17	22:23:00	00:01:00.0	35.9	35.9	10.0	45.9	804	38930.67887
805	2013/12/17	22:24:00	00:01:00.0	33.5	33.5	10.0	43.5	805	22168.7339
806	2013/12/17	22:25:00	00:01:00.0	34.1	34.1	10.0	44.1	806	25629.91116
807	2013/12/17	22:26:00	00:01:00.0	34.0	34.0	10.0	44.0	807	25135.59407
808	2013/12/17	22:27:00	00:01:00.0	34.6	34.6	10.0	44.6	808	29116.4493
809	2013/12/17	22:28:00	00:01:00.0	35.2	35.2	10.0	45.2	809	33468.36926
810	2013/12/17	22:29:00	00:01:00.0	35.1	35.1	10.0	45.1	810	32104.60884

Location 9 - Melton Dam

Record #	Date	Time	Duration	LAeq	Base Leq	Penalty	Base+Penalty	count	10 ^{^(leq/10)}
811	2013/12/17	22:30:00	00:01:00.0	36.7	36.7	10.0	46.7	811	46619.75065
812	2013/12/17	22:31:00	00:01:00.0	36.4	36.4	10.0	46.4	812	43806.12169
813	2013/12/17	22:32:00	00:01:00.0	36.2	36.2	10.0	46.2	813	41478.4258
814	2013/12/17	22:33:00	00:01:00.0	37.9	37.9	10.0	47.9	814	61340.53703
815	2013/12/17	22:34:00	00:01:00.0	42.1	42.1	10.0	52.1	815	162474.1035
816	2013/12/17	22:35:00	00:01:00.0	39.6	39.6	10.0	49.6	816	90944.9865
817	2013/12/17	22:36:00	00:01:00.0	36.8	36.8	10.0	46.8	817	47775.67681
818	2013/12/17	22:37:00	00:01:00.0	36.2	36.2	10.0	46.2	818	41383.51661
819	2013/12/17	22:38:00	00:01:00.0	37.2	37.2	10.0	47.2	819	52957.29348
820	2013/12/17	22:39:00	00:01:00.0	34.8	34.8	10.0	44.8	820	29935.67403
821	2013/12/17	22:40:00	00:01:00.0	35.0	35.0	10.0	45.0	821	31337.41958
822	2013/12/17	22:41:00	00:01:00.0	36.4	36.4	10.0	46.4	822	43497.35305
823	2013/12/17	22:42:00	00:01:00.0	45.9	45.9	10.0	55.9	823	387249.5765
824	2013/12/17	22:43:00	00:01:00.0	41.9	41.9	10.0	51.9	824	154501.5356
825	2013/12/17	22:44:00	00:01:00.0	37.5	37.5	10.0	47.5	825	56425.11763
826	2013/12/17	22:45:00	00:01:00.0	35.3	35.3	10.0	45.3	826	33884.70729
827	2013/12/17	22:46:00	00:01:00.0	35.9	35.9	10.0	45.9	827	38882.5615
828	2013/12/17	22:47:00	00:01:00.0	36.6	36.6	10.0	46.6	828	45741.49594
829	2013/12/17	22:48:00	00:01:00.0	37.2	37.2	10.0	47.2	829	52442.13989
830	2013/12/17	22:49:00	00:01:00.0	34.8	34.8	10.0	44.8	830	30266.77767
831	2013/12/17	22:50:00	00:01:00.0	34.3	34.3	10.0	44.3	831	26656.81969
832	2013/12/17	22:51:00	00:01:00.0	33.0	33.0	10.0	43.0	832	19724.61198
833	2013/12/17	22:52:00	00:01:00.0	33.7	33.7	10.0	43.7	833	23359.76532
834	2013/12/17	22:53:00	00:01:00.0	34.2	34.2	10.0	44.2	834	26546.99858
835	2013/12/17	22:54:00	00:01:00.0	34.0	34.0	10.0	44.0	835	25251.97225
836	2013/12/17	22:55:00	00:01:00.0	33.5	33.5	10.0	43.5	836	22186.01254
837	2013/12/17	22:56:00	00:01:00.0	32.4	32.4	10.0	42.4	837	17464.42583
838	2013/12/17	22:57:00	00:01:00.0	33.3	33.3	10.0	43.3	838	21184.17999
839	2013/12/17	22:58:00	00:01:00.0	33.0	33.0	10.0	43.0	839	19753.09823
840	2013/12/17	22:59:00	00:01:00.0	33.4	33.4	10.0	43.4	840	21745.12497
841	2013/12/17	23:00:00	00:01:00.0	32.5	32.5	10.0	42.5	841	17860.60994
842	2013/12/17	23:01:00	00:01:00.0	32.9	32.9	10.0	42.9	842	19461.95561
843	2013/12/17	23:02:00	00:01:00.0	33.8	33.8	10.0	43.8	843	24253.81837
844	2013/12/17	23:03:00	00:01:00.0	34.5	34.5	10.0	44.5	844	28075.60752
845	2013/12/17	23:04:00	00:01:00.0	33.0	33.0	10.0	43.0	845	20008.73161
846	2013/12/17	23:05:00	00:01:00.0	33.6	33.6	10.0	43.6	846	22751.89198
847	2013/12/17	23:06:00	00:01:00.0	33.4	33.4	10.0	43.4	847	21811.46542
848	2013/12/17	23:07:00	00:01:00.0	32.4	32.4	10.0	42.4	848	17413.98365
849	2013/12/17	23:08:00	00:01:00.0	33.9	33.9	10.0	43.9	849	24556.7376
850	2013/12/17	23:09:00	00:01:00.0	31.8	31.8	10.0	41.8	850	15161.56319
851	2013/12/17	23:10:00	00:01:00.0	33.7	33.7	10.0	43.7	851	23510.81587
852	2013/12/17	23:11:00	00:01:00.0	33.8	33.8	10.0	43.8	852	23963.39042
853	2013/12/17	23:12:00	00:01:00.0	36.0	36.0	10.0	46.0	853	39993.39018
854	2013/12/17	23:13:00	00:01:00.0	33.7	33.7	10.0	43.7	854	23273.80798
855	2013/12/17	23:14:00	00:01:00.0	34.5	34.5	10.0	44.5	855	28134.68257

Location 9 - Melton Dam

Record #	Date	Time	Duration	LAeq	Base Leq	Penalty	Base+Penalty	count	10 ^{^(leq/10)}
856	2013/12/17	23:15:00	00:01:00.0	33.7	33.7	10.0	43.7	856	23206.85166
857	2013/12/17	23:16:00	00:01:00.0	32.9	32.9	10.0	42.9	857	19694.00438
858	2013/12/17	23:17:00	00:01:00.0	32.4	32.4	10.0	42.4	858	17348.00027
859	2013/12/17	23:18:00	00:01:00.0	32.5	32.5	10.0	42.5	859	17807.7408
860	2013/12/17	23:19:00	00:01:00.0	32.8	32.8	10.0	42.8	860	19226.77992
861	2013/12/17	23:20:00	00:01:00.0	33.3	33.3	10.0	43.3	861	21622.2201
862	2013/12/17	23:21:00	00:01:00.0	33.2	33.2	10.0	43.2	862	20731.27328
863	2013/12/17	23:22:00	00:01:00.0	32.9	32.9	10.0	42.9	863	19638.12299
864	2013/12/17	23:23:00	00:01:00.0	32.6	32.6	10.0	42.6	864	18107.85675
865	2013/12/17	23:24:00	00:01:00.0	32.7	32.7	10.0	42.7	865	18555.63082
866	2013/12/17	23:25:00	00:01:00.0	32.3	32.3	10.0	42.3	866	17071.57079
867	2013/12/17	23:26:00	00:01:00.0	33.0	33.0	10.0	43.0	867	20053.9856
868	2013/12/17	23:27:00	00:01:00.0	33.0	33.0	10.0	43.0	868	19789.5852
869	2013/12/17	23:28:00	00:01:00.0	32.9	32.9	10.0	42.9	869	19485.0643
870	2013/12/17	23:29:00	00:01:00.0	32.7	32.7	10.0	42.7	870	18800.93546
871	2013/12/17	23:30:00	00:01:00.0	34.1	34.1	10.0	44.1	871	25633.53592
872	2013/12/17	23:31:00	00:01:00.0	34.0	34.0	10.0	44.0	872	25406.5758
873	2013/12/17	23:32:00	00:01:00.0	33.2	33.2	10.0	43.2	873	20929.49838
874	2013/12/17	23:33:00	00:01:00.0	32.7	32.7	10.0	42.7	874	18778.63813
875	2013/12/17	23:34:00	00:01:00.0	33.2	33.2	10.0	43.2	875	20851.65953
876	2013/12/17	23:35:00	00:01:00.0	33.6	33.6	10.0	43.6	876	22820.10119
877	2013/12/17	23:36:00	00:01:00.0	33.2	33.2	10.0	43.2	877	21128.44961
878	2013/12/17	23:37:00	00:01:00.0	33.8	33.8	10.0	43.8	878	23816.92038
879	2013/12/17	23:38:00	00:01:00.0	32.3	32.3	10.0	42.3	879	16797.67212
880	2013/12/17	23:39:00	00:01:00.0	31.4	31.4	10.0	41.4	880	13842.09362
881	2013/12/17	23:40:00	00:01:00.0	32.3	32.3	10.0	42.3	881	16982.77663
882	2013/12/17	23:41:00	00:01:00.0	30.7	30.7	10.0	40.7	882	11878.54639
883	2013/12/17	23:42:00	00:01:00.0	31.6	31.6	10.0	41.6	883	14420.79935
884	2013/12/17	23:43:00	00:01:00.0	32.7	32.7	10.0	42.7	884	18672.48363
885	2013/12/17	23:44:00	00:01:00.0	32.9	32.9	10.0	42.9	885	19567.32111
886	2013/12/17	23:45:00	00:01:00.0	32.8	32.8	10.0	42.8	886	19129.69938
887	2013/12/17	23:46:00	00:01:00.0	32.9	32.9	10.0	42.9	887	19316.49583
888	2013/12/17	23:47:00	00:01:00.0	32.7	32.7	10.0	42.7	888	18567.90776
889	2013/12/17	23:48:00	00:01:00.0	32.2	32.2	10.0	42.2	889	16553.04106
890	2013/12/17	23:49:00	00:01:00.0	32.2	32.2	10.0	42.2	890	16663.18012
891	2013/12/17	23:50:00	00:01:00.0	33.6	33.6	10.0	43.6	891	23002.8928
892	2013/12/17	23:51:00	00:01:00.0	33.2	33.2	10.0	43.2	892	20677.53352
893	2013/12/17	23:52:00	00:01:00.0	34.4	34.4	10.0	44.4	893	27258.70972
894	2013/12/17	23:53:00	00:01:00.0	34.3	34.3	10.0	44.3	894	27221.12099
895	2013/12/17	23:54:00	00:01:00.0	34.1	34.1	10.0	44.1	895	25499.55897
896	2013/12/17	23:55:00	00:01:00.0	34.8	34.8	10.0	44.8	896	30291.40569
897	2013/12/17	23:56:00	00:01:00.0	34.3	34.3	10.0	44.3	897	26679.07271
898	2013/12/17	23:57:00	00:01:00.0	34.5	34.5	10.0	44.5	898	28120.37764
899	2013/12/17	23:58:00	00:01:00.0	34.0	34.0	10.0	44.0	899	24859.40023
900	2013/12/17	23:59:00	00:01:00.0	34.2	34.2	10.0	44.2	900	26038.88177

Location 9 - Melton Dam

Record #	Date	Time	Duration	LAeq	Base Leq	Penalty	Base+Penalty	count	10 ^{^(leq/10)}
901	2013/12/18	00:00:00	00:01:00.0	33.8	33.8	10.0	43.8	901	24144.94569
902	2013/12/18	00:01:00	00:01:00.0	34.5	34.5	10.0	44.5	902	28278.45568
903	2013/12/18	00:02:00	00:01:00.0	35.3	35.3	10.0	45.3	903	33946.16442
904	2013/12/18	00:03:00	00:01:00.0	35.9	35.9	10.0	45.9	904	39139.24621
905	2013/12/18	00:04:00	00:01:00.0	34.8	34.8	10.0	44.8	905	29909.20718
906	2013/12/18	00:05:00	00:01:00.0	35.0	35.0	10.0	45.0	906	31812.80805
907	2013/12/18	00:06:00	00:01:00.0	35.4	35.4	10.0	45.4	907	34483.3828
908	2013/12/18	00:07:00	00:01:00.0	35.1	35.1	10.0	45.1	908	32439.77855
909	2013/12/18	00:08:00	00:01:00.0	34.6	34.6	10.0	44.6	909	28818.70449
910	2013/12/18	00:09:00	00:01:00.0	34.2	34.2	10.0	44.2	910	26080.35826
911	2013/12/18	00:10:00	00:01:00.0	34.2	34.2	10.0	44.2	911	26347.47391
912	2013/12/18	00:11:00	00:01:00.0	34.2	34.2	10.0	44.2	912	26324.75754
913	2013/12/18	00:12:00	00:01:00.0	34.9	34.9	10.0	44.9	913	30693.20474
914	2013/12/18	00:13:00	00:01:00.0	34.8	34.8	10.0	44.8	914	30299.73481
915	2013/12/18	00:14:00	00:01:00.0	36.4	36.4	10.0	46.4	915	44064.87676
916	2013/12/18	00:15:00	00:01:00.0	36.1	36.1	10.0	46.1	916	41175.28482
917	2013/12/18	00:16:00	00:01:00.0	36.4	36.4	10.0	46.4	917	44056.78813
918	2013/12/18	00:17:00	00:01:00.0	37.4	37.4	10.0	47.4	918	54599.0753
919	2013/12/18	00:18:00	00:01:00.0	37.1	37.1	10.0	47.1	919	50961.81337
920	2013/12/18	00:19:00	00:01:00.0	38.5	38.5	10.0	48.5	920	70242.74682
921	2013/12/18	00:20:00	00:01:00.0	37.7	37.7	10.0	47.7	921	58728.89809
922	2013/12/18	00:21:00	00:01:00.0	36.7	36.7	10.0	46.7	922	47144.04242
923	2013/12/18	00:22:00	00:01:00.0	36.8	36.8	10.0	46.8	923	47498.13521
924	2013/12/18	00:23:00	00:01:00.0	39.1	39.1	10.0	49.1	924	80875.30532
925	2013/12/18	00:24:00	00:01:00.0	37.4	37.4	10.0	47.4	925	55529.14037
926	2013/12/18	00:25:00	00:01:00.0	37.7	37.7	10.0	47.7	926	58460.70033
927	2013/12/18	00:26:00	00:01:00.0	39.4	39.4	10.0	49.4	927	88058.17258
928	2013/12/18	00:27:00	00:01:00.0	37.6	37.6	10.0	47.6	928	58081.22895
929	2013/12/18	00:28:00	00:01:00.0	40.3	40.3	10.0	50.3	929	107525.8372
930	2013/12/18	00:29:00	00:01:00.0	39.8	39.8	10.0	49.8	930	96603.52659
931	2013/12/18	00:30:00	00:01:00.0	39.6	39.6	10.0	49.6	931	91901.14511
932	2013/12/18	00:31:00	00:01:00.0	37.5	37.5	10.0	47.5	932	56041.13565
933	2013/12/18	00:32:00	00:01:00.0	37.0	37.0	10.0	47.0	933	50284.78702
934	2013/12/18	00:33:00	00:01:00.0	36.4	36.4	10.0	46.4	934	44127.73995
935	2013/12/18	00:34:00	00:01:00.0	35.5	35.5	10.0	45.5	935	35377.95764
936	2013/12/18	00:35:00	00:01:00.0	37.2	37.2	10.0	47.2	936	52312.26395
937	2013/12/18	00:36:00	00:01:00.0	38.4	38.4	10.0	48.4	937	69922.95135
938	2013/12/18	00:37:00	00:01:00.0	38.7	38.7	10.0	48.7	938	73922.3149
939	2013/12/18	00:38:00	00:01:00.0	37.6	37.6	10.0	47.6	939	57832.03876
940	2013/12/18	00:39:00	00:01:00.0	36.3	36.3	10.0	46.3	940	42683.35614
941	2013/12/18	00:40:00	00:01:00.0	36.9	36.9	10.0	46.9	941	49424.19341
942	2013/12/18	00:41:00	00:01:00.0	36.3	36.3	10.0	46.3	942	43019.28396
943	2013/12/18	00:42:00	00:01:00.0	36.8	36.8	10.0	46.8	943	48213.26067
944	2013/12/18	00:43:00	00:01:00.0	37.9	37.9	10.0	47.9	944	61477.05767
945	2013/12/18	00:44:00	00:01:00.0	38.3	38.3	10.0	48.3	945	68268.88245

Location 9 - Melton Dam

Record #	Date	Time	Duration	LAeq	Base Leq	Penalty	Base+Penalty	count	10 ^{^(leq/10)}
946	2013/12/18	00:45:00	00:01:00.0	36.0	36.0	10.0	46.0	946	40134.85779
947	2013/12/18	00:46:00	00:01:00.0	35.8	35.8	10.0	45.8	947	38104.48574
948	2013/12/18	00:47:00	00:01:00.0	35.9	35.9	10.0	45.9	948	38624.4049
949	2013/12/18	00:48:00	00:01:00.0	37.2	37.2	10.0	47.2	949	52589.05729
950	2013/12/18	00:49:00	00:01:00.0	35.7	35.7	10.0	45.7	950	37235.5976
951	2013/12/18	00:50:00	00:01:00.0	36.0	36.0	10.0	46.0	951	39517.12626
952	2013/12/18	00:51:00	00:01:00.0	35.7	35.7	10.0	45.7	952	36881.31622
953	2013/12/18	00:52:00	00:01:00.0	35.9	35.9	10.0	45.9	953	39110.9972
954	2013/12/18	00:53:00	00:01:00.0	36.5	36.5	10.0	46.5	954	44527.49206
955	2013/12/18	00:54:00	00:01:00.0	39.0	39.0	10.0	49.0	955	79723.11213
956	2013/12/18	00:55:00	00:01:00.0	37.9	37.9	10.0	47.9	956	61536.32355
957	2013/12/18	00:56:00	00:01:00.0	36.9	36.9	10.0	46.9	957	49469.75417
958	2013/12/18	00:57:00	00:01:00.0	36.0	36.0	10.0	46.0	958	40071.38193
959	2013/12/18	00:58:00	00:01:00.0	35.5	35.5	10.0	45.5	959	35436.92457
960	2013/12/18	00:59:00	00:01:00.0	35.5	35.5	10.0	45.5	960	35604.43801
961	2013/12/18	01:00:00	00:01:00.0	35.7	35.7	10.0	45.7	961	36768.88184
962	2013/12/18	01:01:00	00:01:00.0	34.9	34.9	10.0	44.9	962	30799.63775
963	2013/12/18	01:02:00	00:01:00.0	34.5	34.5	10.0	44.5	963	27943.95788
964	2013/12/18	01:03:00	00:01:00.0	43.6	43.6	10.0	53.6	964	230592.9329
965	2013/12/18	01:04:00	00:01:00.0	35.2	35.2	10.0	45.2	965	32903.49645
966	2013/12/18	01:05:00	00:01:00.0	34.5	34.5	10.0	44.5	966	28291.49909
967	2013/12/18	01:06:00	00:01:00.0	33.8	33.8	10.0	43.8	967	24056.50059
968	2013/12/18	01:07:00	00:01:00.0	36.0	36.0	10.0	46.0	968	39629.95739
969	2013/12/18	01:08:00	00:01:00.0	34.4	34.4	10.0	44.4	969	27851.42936
970	2013/12/18	01:09:00	00:01:00.0	34.8	34.8	10.0	44.8	970	29965.5858
971	2013/12/18	01:10:00	00:01:00.0	34.6	34.6	10.0	44.6	971	28855.88851
972	2013/12/18	01:11:00	00:01:00.0	34.6	34.6	10.0	44.6	972	28743.72271
973	2013/12/18	01:12:00	00:01:00.0	34.3	34.3	10.0	44.3	973	26815.80781
974	2013/12/18	01:13:00	00:01:00.0	35.2	35.2	10.0	45.2	974	33247.0357
975	2013/12/18	01:14:00	00:01:00.0	35.6	35.6	10.0	45.6	975	36381.53699
976	2013/12/18	01:15:00	00:01:00.0	35.4	35.4	10.0	45.4	976	34405.11399
977	2013/12/18	01:16:00	00:01:00.0	34.7	34.7	10.0	44.7	977	29346.04065
978	2013/12/18	01:17:00	00:01:00.0	33.7	33.7	10.0	43.7	978	23512.32345
979	2013/12/18	01:18:00	00:01:00.0	33.6	33.6	10.0	43.6	979	22783.88966
980	2013/12/18	01:19:00	00:01:00.0	33.9	33.9	10.0	43.9	980	24684.19975
981	2013/12/18	01:20:00	00:01:00.0	33.4	33.4	10.0	43.4	981	22062.86362
982	2013/12/18	01:21:00	00:01:00.0	33.6	33.6	10.0	43.6	982	22997.3573
983	2013/12/18	01:22:00	00:01:00.0	33.8	33.8	10.0	43.8	983	24246.91693
984	2013/12/18	01:23:00	00:01:00.0	33.8	33.8	10.0	43.8	984	24151.0544
985	2013/12/18	01:24:00	00:01:00.0	33.1	33.1	10.0	43.1	985	20530.63319
986	2013/12/18	01:25:00	00:01:00.0	33.6	33.6	10.0	43.6	986	22827.53888
987	2013/12/18	01:26:00	00:01:00.0	34.2	34.2	10.0	44.2	987	26537.32338
988	2013/12/18	01:27:00	00:01:00.0	31.8	31.8	10.0	41.8	988	15109.10366
989	2013/12/18	01:28:00	00:01:00.0	33.1	33.1	10.0	43.1	989	20220.19641
990	2013/12/18	01:29:00	00:01:00.0	32.9	32.9	10.0	42.9	990	19564.89785

Location 9 - Melton Dam

Record #	Date	Time	Duration	LAeq	Base Leq	Penalty	Base+Penalty	count	10 ^{^(leq/10)}
991	2013/12/18	01:30:00	00:01:00.0	32.6	32.6	10.0	42.6	991	18179.18916
992	2013/12/18	01:31:00	00:01:00.0	32.9	32.9	10.0	42.9	992	19596.56131
993	2013/12/18	01:32:00	00:01:00.0	32.3	32.3	10.0	42.3	993	17176.69386
994	2013/12/18	01:33:00	00:01:00.0	33.0	33.0	10.0	43.0	994	19727.4189
995	2013/12/18	01:34:00	00:01:00.0	33.0	33.0	10.0	43.0	995	19991.46284
996	2013/12/18	01:35:00	00:01:00.0	33.5	33.5	10.0	43.5	996	22466.20377
997	2013/12/18	01:36:00	00:01:00.0	33.1	33.1	10.0	43.1	997	20296.67636
998	2013/12/18	01:37:00	00:01:00.0	33.1	33.1	10.0	43.1	998	20431.52705
999	2013/12/18	01:38:00	00:01:00.0	33.3	33.3	10.0	43.3	999	21306.31665
1000	2013/12/18	01:39:00	00:01:00.0	32.1	32.1	10.0	42.1	1000	16054.42054
1001	2013/12/18	01:40:00	00:01:00.0	33.6	33.6	10.0	43.6	1001	22887.04732
1002	2013/12/18	01:41:00	00:01:00.0	33.6	33.6	10.0	43.6	1002	23019.44662
1003	2013/12/18	01:42:00	00:01:00.0	34.0	34.0	10.0	44.0	1003	24956.82485
1004	2013/12/18	01:43:00	00:01:00.0	34.0	34.0	10.0	44.0	1004	25155.51655
1005	2013/12/18	01:44:00	00:01:00.0	33.6	33.6	10.0	43.6	1005	23163.04681
1006	2013/12/18	01:45:00	00:01:00.0	33.3	33.3	10.0	43.3	1006	21551.15425
1007	2013/12/18	01:46:00	00:01:00.0	33.8	33.8	10.0	43.8	1007	24029.74323
1008	2013/12/18	01:47:00	00:01:00.0	33.7	33.7	10.0	43.7	1008	23220.14591
1009	2013/12/18	01:48:00	00:01:00.0	33.8	33.8	10.0	43.8	1009	23835.8605
1010	2013/12/18	01:49:00	00:01:00.0	34.0	34.0	10.0	44.0	1010	25184.85473
1011	2013/12/18	01:50:00	00:01:00.0	33.6	33.6	10.0	43.6	1011	22755.4495
1012	2013/12/18	01:51:00	00:01:00.0	33.6	33.6	10.0	43.6	1012	22666.12071
1013	2013/12/18	01:52:00	00:01:00.0	35.5	35.5	10.0	45.5	1013	35428.8637
1014	2013/12/18	01:53:00	00:01:00.0	33.9	33.9	10.0	43.9	1014	24393.95289
1015	2013/12/18	01:54:00	00:01:00.0	33.6	33.6	10.0	43.6	1015	22772.3053
1016	2013/12/18	01:55:00	00:01:00.0	33.5	33.5	10.0	43.5	1016	22345.4051
1017	2013/12/18	01:56:00	00:01:00.0	33.3	33.3	10.0	43.3	1017	21253.02763
1018	2013/12/18	01:57:00	00:01:00.0	34.7	34.7	10.0	44.7	1018	29200.30208
1019	2013/12/18	01:58:00	00:01:00.0	33.4	33.4	10.0	43.4	1019	21913.78093
1020	2013/12/18	01:59:00	00:01:00.0	32.8	32.8	10.0	42.8	1020	19170.59084
1021	2013/12/18	02:00:00	00:01:00.0	33.3	33.3	10.0	43.3	1021	21623.94846
1022	2013/12/18	02:01:00	00:01:00.0	32.9	32.9	10.0	42.9	1022	19406.59629
1023	2013/12/18	02:02:00	00:01:00.0	33.7	33.7	10.0	43.7	1023	23511.14629
1024	2013/12/18	02:03:00	00:01:00.0	35.3	35.3	10.0	45.3	1024	33722.23388
1025	2013/12/18	02:04:00	00:01:00.0	32.7	32.7	10.0	42.7	1025	18830.35357
1026	2013/12/18	02:05:00	00:01:00.0	34.3	34.3	10.0	44.3	1026	27200.30324
1027	2013/12/18	02:06:00	00:01:00.0	34.7	34.7	10.0	44.7	1027	29602.41955
1028	2013/12/18	02:07:00	00:01:00.0	34.1	34.1	10.0	44.1	1028	25960.8692
1029	2013/12/18	02:08:00	00:01:00.0	33.5	33.5	10.0	43.5	1029	22368.38103
1030	2013/12/18	02:09:00	00:01:00.0	33.1	33.1	10.0	43.1	1030	20350.78478
1031	2013/12/18	02:10:00	00:01:00.0	33.0	33.0	10.0	43.0	1031	19726.10203
1032	2013/12/18	02:11:00	00:01:00.0	33.7	33.7	10.0	43.7	1032	23266.12271
1033	2013/12/18	02:12:00	00:01:00.0	33.9	33.9	10.0	43.9	1033	24294.82008
1034	2013/12/18	02:13:00	00:01:00.0	33.7	33.7	10.0	43.7	1034	23175.94954
1035	2013/12/18	02:14:00	00:01:00.0	33.3	33.3	10.0	43.3	1035	21293.80015

Location 9 - Melton Dam

Record #	Date	Time	Duration	LAeq	Base Leq	Penalty	Base+Penalty	count	10 ^{^(leq/10)}
1036	2013/12/18	02:15:00	00:01:00.0	34.2	34.2	10.0	44.2	1036	26164.84247
1037	2013/12/18	02:16:00	00:01:00.0	36.5	36.5	10.0	46.5	1037	44530.30817
1038	2013/12/18	02:17:00	00:01:00.0	35.9	35.9	10.0	45.9	1038	38811.79237
1039	2013/12/18	02:18:00	00:01:00.0	34.3	34.3	10.0	44.3	1039	26760.46574
1040	2013/12/18	02:19:00	00:01:00.0	32.0	32.0	10.0	42.0	1040	15843.47576
1041	2013/12/18	02:20:00	00:01:00.0	33.9	33.9	10.0	43.9	1041	24399.54594
1042	2013/12/18	02:21:00	00:01:00.0	34.1	34.1	10.0	44.1	1042	25901.8079
1043	2013/12/18	02:22:00	00:01:00.0	33.3	33.3	10.0	43.3	1043	21455.35579
1044	2013/12/18	02:23:00	00:01:00.0	32.7	32.7	10.0	42.7	1044	18716.22781
1045	2013/12/18	02:24:00	00:01:00.0	34.0	34.0	10.0	44.0	1045	24858.11196
1046	2013/12/18	02:25:00	00:01:00.0	32.1	32.1	10.0	42.1	1046	16190.52533
1047	2013/12/18	02:26:00	00:01:00.0	32.4	32.4	10.0	42.4	1047	17497.28466
1048	2013/12/18	02:27:00	00:01:00.0	33.4	33.4	10.0	43.4	1048	21632.11732
1049	2013/12/18	02:28:00	00:01:00.0	33.1	33.1	10.0	43.1	1049	20286.3388
1050	2013/12/18	02:29:00	00:01:00.0	33.9	33.9	10.0	43.9	1050	24331.06065
1051	2013/12/18	02:30:00	00:01:00.0	33.1	33.1	10.0	43.1	1051	20517.61719
1052	2013/12/18	02:31:00	00:01:00.0	33.6	33.6	10.0	43.6	1052	22729.20091
1053	2013/12/18	02:32:00	00:01:00.0	33.2	33.2	10.0	43.2	1053	20872.29287
1054	2013/12/18	02:33:00	00:01:00.0	33.2	33.2	10.0	43.2	1054	20768.14416
1055	2013/12/18	02:34:00	00:01:00.0	37.8	37.8	10.0	47.8	1055	60440.68054
1056	2013/12/18	02:35:00	00:01:00.0	34.8	34.8	10.0	44.8	1056	30393.16158
1057	2013/12/18	02:36:00	00:01:00.0	32.5	32.5	10.0	42.5	1057	17903.0497
1058	2013/12/18	02:37:00	00:01:00.0	31.7	31.7	10.0	41.7	1058	14846.55562
1059	2013/12/18	02:38:00	00:01:00.0	32.5	32.5	10.0	42.5	1059	17806.28618
1060	2013/12/18	02:39:00	00:01:00.0	34.2	34.2	10.0	44.2	1060	26184.56874
1061	2013/12/18	02:40:00	00:01:00.0	33.6	33.6	10.0	43.6	1061	22707.43
1062	2013/12/18	02:41:00	00:01:00.0	33.7	33.7	10.0	43.7	1062	23190.59083
1063	2013/12/18	02:42:00	00:01:00.0	32.9	32.9	10.0	42.9	1063	19497.16838
1064	2013/12/18	02:43:00	00:01:00.0	34.3	34.3	10.0	44.3	1064	27086.67276
1065	2013/12/18	02:44:00	00:01:00.0	32.9	32.9	10.0	42.9	1065	19620.46747
1066	2013/12/18	02:45:00	00:01:00.0	32.4	32.4	10.0	42.4	1066	17326.99992
1067	2013/12/18	02:46:00	00:01:00.0	33.3	33.3	10.0	43.3	1067	21208.47667
1068	2013/12/18	02:47:00	00:01:00.0	34.2	34.2	10.0	44.2	1068	26549.51705
1069	2013/12/18	02:48:00	00:01:00.0	33.4	33.4	10.0	43.4	1069	21938.7217
1070	2013/12/18	02:49:00	00:01:00.0	32.3	32.3	10.0	42.3	1070	16947.04307
1071	2013/12/18	02:50:00	00:01:00.0	32.4	32.4	10.0	42.4	1071	17490.15488
1072	2013/12/18	02:51:00	00:01:00.0	33.6	33.6	10.0	43.6	1072	22863.6993
1073	2013/12/18	02:52:00	00:01:00.0	33.1	33.1	10.0	43.1	1073	20493.98596
1074	2013/12/18	02:53:00	00:01:00.0	32.7	32.7	10.0	42.7	1074	18644.0327
1075	2013/12/18	02:54:00	00:01:00.0	33.0	33.0	10.0	43.0	1075	19765.88966
1076	2013/12/18	02:55:00	00:01:00.0	32.5	32.5	10.0	42.5	1076	17851.9365
1077	2013/12/18	02:56:00	00:01:00.0	33.5	33.5	10.0	43.5	1077	22255.14458
1078	2013/12/18	02:57:00	00:01:00.0	31.8	31.8	10.0	41.8	1078	15055.53622
1079	2013/12/18	02:58:00	00:01:00.0	32.3	32.3	10.0	42.3	1079	17009.72336
1080	2013/12/18	02:59:00	00:01:00.0	32.1	32.1	10.0	42.1	1080	16380.46008

Location 9 - Melton Dam

Record #	Date	Time	Duration	LAeq	Base Leq	Penalty	Base+Penalty	count	10 ^{^(leq/10)}
1081	2013/12/18	03:00:00	00:01:00.0	32.8	32.8	10.0	42.8	1081	19177.36123
1082	2013/12/18	03:01:00	00:01:00.0	32.9	32.9	10.0	42.9	1082	19566.65082
1083	2013/12/18	03:02:00	00:01:00.0	33.6	33.6	10.0	43.6	1083	22798.98416
1084	2013/12/18	03:03:00	00:01:00.0	32.2	32.2	10.0	42.2	1084	16443.34112
1085	2013/12/18	03:04:00	00:01:00.0	31.4	31.4	10.0	41.4	1085	13716.60727
1086	2013/12/18	03:05:00	00:01:00.0	32.9	32.9	10.0	42.9	1086	19719.15522
1087	2013/12/18	03:06:00	00:01:00.0	34.5	34.5	10.0	44.5	1087	28080.07146
1088	2013/12/18	03:07:00	00:01:00.0	35.1	35.1	10.0	45.1	1088	32359.01324
1089	2013/12/18	03:08:00	00:01:00.0	32.9	32.9	10.0	42.9	1089	19349.40581
1090	2013/12/18	03:09:00	00:01:00.0	33.0	33.0	10.0	43.0	1090	20127.16717
1091	2013/12/18	03:10:00	00:01:00.0	32.8	32.8	10.0	42.8	1091	19102.44772
1092	2013/12/18	03:11:00	00:01:00.0	33.8	33.8	10.0	43.8	1092	24092.91471
1093	2013/12/18	03:12:00	00:01:00.0	33.9	33.9	10.0	43.9	1093	24537.59107
1094	2013/12/18	03:13:00	00:01:00.0	33.3	33.3	10.0	43.3	1094	21357.97575
1095	2013/12/18	03:14:00	00:01:00.0	41.0	41.0	10.0	51.0	1095	124862.6348
1096	2013/12/18	03:15:00	00:01:00.0	39.8	39.8	10.0	49.8	1096	95949.49517
1097	2013/12/18	03:16:00	00:01:00.0	34.2	34.2	10.0	44.2	1097	26387.47175
1098	2013/12/18	03:17:00	00:01:00.0	33.3	33.3	10.0	43.3	1098	21142.54022
1099	2013/12/18	03:18:00	00:01:00.0	33.7	33.7	10.0	43.7	1099	23244.96045
1100	2013/12/18	03:19:00	00:01:00.0	33.2	33.2	10.0	43.2	1100	20676.8252
1101	2013/12/18	03:20:00	00:01:00.0	33.5	33.5	10.0	43.5	1101	22601.54791
1102	2013/12/18	03:21:00	00:01:00.0	32.5	32.5	10.0	42.5	1102	17749.16525
1103	2013/12/18	03:22:00	00:01:00.0	32.0	32.0	10.0	42.0	1103	15726.28316
1104	2013/12/18	03:23:00	00:01:00.0	32.5	32.5	10.0	42.5	1104	17737.07132
1105	2013/12/18	03:24:00	00:01:00.0	32.6	32.6	10.0	42.6	1105	18317.96705
1106	2013/12/18	03:25:00	00:01:00.0	33.2	33.2	10.0	43.2	1106	20720.36857
1107	2013/12/18	03:26:00	00:01:00.0	32.2	32.2	10.0	42.2	1107	16675.09839
1108	2013/12/18	03:27:00	00:01:00.0	33.4	33.4	10.0	43.4	1108	21689.21432
1109	2013/12/18	03:28:00	00:01:00.0	32.8	32.8	10.0	42.8	1109	18951.88267
1110	2013/12/18	03:29:00	00:01:00.0	33.6	33.6	10.0	43.6	1110	23034.2723
1111	2013/12/18	03:30:00	00:01:00.0	32.7	32.7	10.0	42.7	1111	18649.63423
1112	2013/12/18	03:31:00	00:01:00.0	32.1	32.1	10.0	42.1	1112	16202.04862
1113	2013/12/18	03:32:00	00:01:00.0	31.4	31.4	10.0	41.4	1113	13827.39581
1114	2013/12/18	03:33:00	00:01:00.0	32.6	32.6	10.0	42.6	1114	18323.27749
1115	2013/12/18	03:34:00	00:01:00.0	33.6	33.6	10.0	43.6	1115	22715.32977
1116	2013/12/18	03:35:00	00:01:00.0	33.3	33.3	10.0	43.3	1116	21523.51553
1117	2013/12/18	03:36:00	00:01:00.0	32.5	32.5	10.0	42.5	1117	17636.43294
1118	2013/12/18	03:37:00	00:01:00.0	32.6	32.6	10.0	42.6	1118	18291.7593
1119	2013/12/18	03:38:00	00:01:00.0	35.0	35.0	10.0	45.0	1119	31297.01034
1120	2013/12/18	03:39:00	00:01:00.0	33.3	33.3	10.0	43.3	1120	21385.5146
1121	2013/12/18	03:40:00	00:01:00.0	32.6	32.6	10.0	42.6	1121	18038.6738
1122	2013/12/18	03:41:00	00:01:00.0	34.2	34.2	10.0	44.2	1122	26198.90144
1123	2013/12/18	03:42:00	00:01:00.0	34.2	34.2	10.0	44.2	1123	26426.57859
1124	2013/12/18	03:43:00	00:01:00.0	34.8	34.8	10.0	44.8	1124	29935.62144
1125	2013/12/18	03:44:00	00:01:00.0	35.1	35.1	10.0	45.1	1125	32421.37664

Location 9 - Melton Dam

Record #	Date	Time	Duration	LAeq	Base Leq	Penalty	Base+Penalty	count	10 ^{^(leq/10)}
1126	2013/12/18	03:45:00	00:01:00.0	36.4	36.4	10.0	46.4	1126	43924.25372
1127	2013/12/18	03:46:00	00:01:00.0	34.3	34.3	10.0	44.3	1127	27152.06067
1128	2013/12/18	03:47:00	00:01:00.0	33.1	33.1	10.0	43.1	1128	20539.706
1129	2013/12/18	03:48:00	00:01:00.0	33.2	33.2	10.0	43.2	1129	21121.0275
1130	2013/12/18	03:49:00	00:01:00.0	34.8	34.8	10.0	44.8	1130	30224.66925
1131	2013/12/18	03:50:00	00:01:00.0	32.9	32.9	10.0	42.9	1131	19448.78004
1132	2013/12/18	03:51:00	00:01:00.0	33.3	33.3	10.0	43.3	1132	21570.73656
1133	2013/12/18	03:52:00	00:01:00.0	33.2	33.2	10.0	43.2	1133	20796.07325
1134	2013/12/18	03:53:00	00:01:00.0	32.7	32.7	10.0	42.7	1134	18462.66882
1135	2013/12/18	03:54:00	00:01:00.0	34.3	34.3	10.0	44.3	1135	26781.1821
1136	2013/12/18	03:55:00	00:01:00.0	33.5	33.5	10.0	43.5	1136	22314.90524
1137	2013/12/18	03:56:00	00:01:00.0	33.6	33.6	10.0	43.6	1137	22786.79167
1138	2013/12/18	03:57:00	00:01:00.0	33.7	33.7	10.0	43.7	1138	23446.36963
1139	2013/12/18	03:58:00	00:01:00.0	33.7	33.7	10.0	43.7	1139	23248.14582
1140	2013/12/18	03:59:00	00:01:00.0	32.9	32.9	10.0	42.9	1140	19516.13571
1141	2013/12/18	04:00:00	00:01:00.0	32.5	32.5	10.0	42.5	1141	17673.34068
1142	2013/12/18	04:01:00	00:01:00.0	33.2	33.2	10.0	43.2	1142	20680.04009
1143	2013/12/18	04:02:00	00:01:00.0	33.4	33.4	10.0	43.4	1143	21897.11821
1144	2013/12/18	04:03:00	00:01:00.0	32.3	32.3	10.0	42.3	1144	16902.16263
1145	2013/12/18	04:04:00	00:01:00.0	33.9	33.9	10.0	43.9	1145	24726.01591
1146	2013/12/18	04:05:00	00:01:00.0	34.8	34.8	10.0	44.8	1146	29959.79579
1147	2013/12/18	04:06:00	00:01:00.0	32.3	32.3	10.0	42.3	1147	17008.49826
1148	2013/12/18	04:07:00	00:01:00.0	31.5	31.5	10.0	41.5	1148	14141.61967
1149	2013/12/18	04:08:00	00:01:00.0	32.0	32.0	10.0	42.0	1149	15717.61071
1150	2013/12/18	04:09:00	00:01:00.0	33.6	33.6	10.0	43.6	1150	22973.97747
1151	2013/12/18	04:10:00	00:01:00.0	33.7	33.7	10.0	43.7	1151	23617.59672
1152	2013/12/18	04:11:00	00:01:00.0	33.5	33.5	10.0	43.5	1152	22362.42859
1153	2013/12/18	04:12:00	00:01:00.0	32.5	32.5	10.0	42.5	1153	17781.5758
1154	2013/12/18	04:13:00	00:01:00.0	32.2	32.2	10.0	42.2	1154	16501.65069
1155	2013/12/18	04:14:00	00:01:00.0	31.5	31.5	10.0	41.5	1155	14001.02835
1156	2013/12/18	04:15:00	00:01:00.0	31.4	31.4	10.0	41.4	1156	13787.2404
1157	2013/12/18	04:16:00	00:01:00.0	33.3	33.3	10.0	43.3	1157	21247.22269
1158	2013/12/18	04:17:00	00:01:00.0	35.5	35.5	10.0	45.5	1158	35236.19944
1159	2013/12/18	04:18:00	00:01:00.0	31.9	31.9	10.0	41.9	1159	15450.98819
1160	2013/12/18	04:19:00	00:01:00.0	32.6	32.6	10.0	42.6	1160	18100.63717
1161	2013/12/18	04:20:00	00:01:00.0	31.9	31.9	10.0	41.9	1161	15383.66394
1162	2013/12/18	04:21:00	00:01:00.0	32.8	32.8	10.0	42.8	1162	19239.34882
1163	2013/12/18	04:22:00	00:01:00.0	31.7	31.7	10.0	41.7	1163	14932.32999
1164	2013/12/18	04:23:00	00:01:00.0	32.8	32.8	10.0	42.8	1164	19124.96155
1165	2013/12/18	04:24:00	00:01:00.0	34.7	34.7	10.0	44.7	1165	29190.86494
1166	2013/12/18	04:25:00	00:01:00.0	32.3	32.3	10.0	42.3	1166	17095.35457
1167	2013/12/18	04:26:00	00:01:00.0	32.7	32.7	10.0	42.7	1167	18424.80858
1168	2013/12/18	04:27:00	00:01:00.0	31.7	31.7	10.0	41.7	1168	14879.80097
1169	2013/12/18	04:28:00	00:01:00.0	32.1	32.1	10.0	42.1	1169	16240.00529
1170	2013/12/18	04:29:00	00:01:00.0	31.9	31.9	10.0	41.9	1170	15391.34771

Location 9 - Melton Dam

Record #	Date	Time	Duration	LAeq	Base Leq	Penalty	Base+Penalty	count	10 ^{^(leq/10)}
1171	2013/12/18	04:30:00	00:01:00.0	34.5	34.5	10.0	44.5	1171	27966.05715
1172	2013/12/18	04:31:00	00:01:00.0	32.3	32.3	10.0	42.3	1172	17097.53203
1173	2013/12/18	04:32:00	00:01:00.0	32.7	32.7	10.0	42.7	1173	18789.82475
1174	2013/12/18	04:33:00	00:01:00.0	32.4	32.4	10.0	42.4	1174	17453.26176
1175	2013/12/18	04:34:00	00:01:00.0	33.5	33.5	10.0	43.5	1175	22288.18594
1176	2013/12/18	04:35:00	00:01:00.0	31.7	31.7	10.0	41.7	1176	14719.36324
1177	2013/12/18	04:36:00	00:01:00.0	33.0	33.0	10.0	43.0	1177	19775.56249
1178	2013/12/18	04:37:00	00:01:00.0	33.7	33.7	10.0	43.7	1178	23627.1413
1179	2013/12/18	04:38:00	00:01:00.0	32.9	32.9	10.0	42.9	1179	19507.89199
1180	2013/12/18	04:39:00	00:01:00.0	34.3	34.3	10.0	44.3	1180	26858.47465
1181	2013/12/18	04:40:00	00:01:00.0	33.9	33.9	10.0	43.9	1181	24801.58122
1182	2013/12/18	04:41:00	00:01:00.0	32.4	32.4	10.0	42.4	1182	17411.20002
1183	2013/12/18	04:42:00	00:01:00.0	32.1	32.1	10.0	42.1	1183	16165.71412
1184	2013/12/18	04:43:00	00:01:00.0	33.0	33.0	10.0	43.0	1184	20015.30574
1185	2013/12/18	04:44:00	00:01:00.0	32.4	32.4	10.0	42.4	1185	17229.56599
1186	2013/12/18	04:45:00	00:01:00.0	32.4	32.4	10.0	42.4	1186	17244.96402
1187	2013/12/18	04:46:00	00:01:00.0	32.1	32.1	10.0	42.1	1187	16273.00444
1188	2013/12/18	04:47:00	00:01:00.0	32.7	32.7	10.0	42.7	1188	18433.51749
1189	2013/12/18	04:48:00	00:01:00.0	32.7	32.7	10.0	42.7	1189	18574.18795
1190	2013/12/18	04:49:00	00:01:00.0	32.7	32.7	10.0	42.7	1190	18420.43949
1191	2013/12/18	04:50:00	00:01:00.0	31.9	31.9	10.0	41.9	1191	15352.82559
1192	2013/12/18	04:51:00	00:01:00.0	31.6	31.6	10.0	41.6	1192	14462.37443
1193	2013/12/18	04:52:00	00:01:00.0	32.8	32.8	10.0	42.8	1193	19271.26405
1194	2013/12/18	04:53:00	00:01:00.0	31.2	31.2	10.0	41.2	1194	13199.30637
1195	2013/12/18	04:54:00	00:01:00.0	31.4	31.4	10.0	41.4	1195	13931.81449
1196	2013/12/18	04:55:00	00:01:00.0	32.7	32.7	10.0	42.7	1196	18575.1995
1197	2013/12/18	04:56:00	00:01:00.0	40.9	40.9	10.0	50.9	1197	123600.6623
1198	2013/12/18	04:57:00	00:01:00.0	34.0	34.0	10.0	44.0	1198	25223.84089
1199	2013/12/18	04:58:00	00:01:00.0	33.5	33.5	10.0	43.5	1199	22363.90182
1200	2013/12/18	04:59:00	00:01:00.0	34.3	34.3	10.0	44.3	1200	27199.96875
1201	2013/12/18	05:00:00	00:01:00.0	33.4	33.4	10.0	43.4	1201	22056.97311
1202	2013/12/18	05:01:00	00:01:00.0	32.5	32.5	10.0	42.5	1202	17747.85571
1203	2013/12/18	05:02:00	00:01:00.0	33.2	33.2	10.0	43.2	1203	20969.74232
1204	2013/12/18	05:03:00	00:01:00.0	33.9	33.9	10.0	43.9	1204	24345.70459
1205	2013/12/18	05:04:00	00:01:00.0	33.3	33.3	10.0	43.3	1205	21220.06695
1206	2013/12/18	05:05:00	00:01:00.0	33.9	33.9	10.0	43.9	1206	24502.72156
1207	2013/12/18	05:06:00	00:01:00.0	38.7	38.7	10.0	48.7	1207	74129.08375
1208	2013/12/18	05:07:00	00:01:00.0	38.5	38.5	10.0	48.5	1208	70150.25945
1209	2013/12/18	05:08:00	00:01:00.0	33.3	33.3	10.0	43.3	1209	21354.65547
1210	2013/12/18	05:09:00	00:01:00.0	33.3	33.3	10.0	43.3	1210	21434.56026
1211	2013/12/18	05:10:00	00:01:00.0	33.7	33.7	10.0	43.7	1211	23221.12493
1212	2013/12/18	05:11:00	00:01:00.0	34.2	34.2	10.0	44.2	1212	26066.29647
1213	2013/12/18	05:12:00	00:01:00.0	34.7	34.7	10.0	44.7	1213	29286.17126
1214	2013/12/18	05:13:00	00:01:00.0	33.6	33.6	10.0	43.6	1214	22807.91744
1215	2013/12/18	05:14:00	00:01:00.0	33.5	33.5	10.0	43.5	1215	22279.63235

Location 9 - Melton Dam

Record #	Date	Time	Duration	LAeq	Base Leq	Penalty	Base+Penalty	count	10 ^{^(leq/10)}
1216	2013/12/18	05:15:00	00:01:00.0	34.2	34.2	10.0	44.2	1216	26247.45617
1217	2013/12/18	05:16:00	00:01:00.0	34.1	34.1	10.0	44.1	1217	25870.54377
1218	2013/12/18	05:17:00	00:01:00.0	33.8	33.8	10.0	43.8	1218	23807.4246
1219	2013/12/18	05:18:00	00:01:00.0	34.2	34.2	10.0	44.2	1219	26531.7996
1220	2013/12/18	05:19:00	00:01:00.0	34.3	34.3	10.0	44.3	1220	27004.12152
1221	2013/12/18	05:20:00	00:01:00.0	34.6	34.6	10.0	44.6	1221	28834.88428
1222	2013/12/18	05:21:00	00:01:00.0	34.2	34.2	10.0	44.2	1222	26564.32951
1223	2013/12/18	05:22:00	00:01:00.0	34.5	34.5	10.0	44.5	1223	27973.00975
1224	2013/12/18	05:23:00	00:01:00.0	35.7	35.7	10.0	45.7	1224	37172.39692
1225	2013/12/18	05:24:00	00:01:00.0	34.4	34.4	10.0	44.4	1225	27823.48131
1226	2013/12/18	05:25:00	00:01:00.0	34.6	34.6	10.0	44.6	1226	29160.01036
1227	2013/12/18	05:26:00	00:01:00.0	35.0	35.0	10.0	45.0	1227	31596.40004
1228	2013/12/18	05:27:00	00:01:00.0	34.2	34.2	10.0	44.2	1228	26101.64858
1229	2013/12/18	05:28:00	00:01:00.0	34.5	34.5	10.0	44.5	1229	28014.54022
1230	2013/12/18	05:29:00	00:01:00.0	35.3	35.3	10.0	45.3	1230	34179.35678
1231	2013/12/18	05:30:00	00:01:00.0	36.5	36.5	10.0	46.5	1231	44676.28543
1232	2013/12/18	05:31:00	00:01:00.0	36.4	36.4	10.0	46.4	1232	43276.20414
1233	2013/12/18	05:32:00	00:01:00.0	36.8	36.8	10.0	46.8	1233	47657.69251
1234	2013/12/18	05:33:00	00:01:00.0	35.9	35.9	10.0	45.9	1234	38833.61673
1235	2013/12/18	05:34:00	00:01:00.0	36.1	36.1	10.0	46.1	1235	40792.04567
1236	2013/12/18	05:35:00	00:01:00.0	37.3	37.3	10.0	47.3	1236	53417.6507
1237	2013/12/18	05:36:00	00:01:00.0	37.8	37.8	10.0	47.8	1237	60384.5384
1238	2013/12/18	05:37:00	00:01:00.0	36.7	36.7	10.0	46.7	1238	46679.16485
1239	2013/12/18	05:38:00	00:01:00.0	37.2	37.2	10.0	47.2	1239	52873.95609
1240	2013/12/18	05:39:00	00:01:00.0	37.5	37.5	10.0	47.5	1240	56797.56031
1241	2013/12/18	05:40:00	00:01:00.0	36.6	36.6	10.0	46.6	1241	45723.62031
1242	2013/12/18	05:41:00	00:01:00.0	36.0	36.0	10.0	46.0	1242	40140.67498
1243	2013/12/18	05:42:00	00:01:00.0	36.9	36.9	10.0	46.9	1243	48488.59186
1244	2013/12/18	05:43:00	00:01:00.0	37.1	37.1	10.0	47.1	1244	50816.45131
1245	2013/12/18	05:44:00	00:01:00.0	37.3	37.3	10.0	47.3	1245	53792.96456
1246	2013/12/18	05:45:00	00:01:00.0	36.8	36.8	10.0	46.8	1246	48022.18089
1247	2013/12/18	05:46:00	00:01:00.0	36.9	36.9	10.0	46.9	1247	48978.67352
1248	2013/12/18	05:47:00	00:01:00.0	37.3	37.3	10.0	47.3	1248	53202.48654
1249	2013/12/18	05:48:00	00:01:00.0	37.8	37.8	10.0	47.8	1249	60221.13225
1250	2013/12/18	05:49:00	00:01:00.0	37.4	37.4	10.0	47.4	1250	55061.66049
1251	2013/12/18	05:50:00	00:01:00.0	37.9	37.9	10.0	47.9	1251	61277.36895
1252	2013/12/18	05:51:00	00:01:00.0	37.2	37.2	10.0	47.2	1252	53006.43707
1253	2013/12/18	05:52:00	00:01:00.0	37.7	37.7	10.0	47.7	1253	58473.95011
1254	2013/12/18	05:53:00	00:01:00.0	38.5	38.5	10.0	48.5	1254	71312.52553
1255	2013/12/18	05:54:00	00:01:00.0	39.3	39.3	10.0	49.3	1255	84717.13646
1256	2013/12/18	05:55:00	00:01:00.0	38.2	38.2	10.0	48.2	1256	66312.32243
1257	2013/12/18	05:56:00	00:01:00.0	37.8	37.8	10.0	47.8	1257	59657.37484
1258	2013/12/18	05:57:00	00:01:00.0	38.1	38.1	10.0	48.1	1258	64871.97404
1259	2013/12/18	05:58:00	00:01:00.0	38.0	38.0	10.0	48.0	1259	63670.44893
1260	2013/12/18	05:59:00	00:01:00.0	38.5	38.5	10.0	48.5	1260	70629.48726

Location 9 - Melton Dam

Record #	Date	Time	Duration	LAeq	Base Leq	Penalty	Base+Penalty	count	10 ^{^(leq/10)}
1261	2013/12/18	06:00:00	00:01:00.0	38.4	38.4	10.0	48.4	1261	68441.13928
1262	2013/12/18	06:01:00	00:01:00.0	37.9	37.9	10.0	47.9	1262	62125.58519
1263	2013/12/18	06:02:00	00:01:00.0	37.8	37.8	10.0	47.8	1263	60873.03742
1264	2013/12/18	06:03:00	00:01:00.0	37.9	37.9	10.0	47.9	1264	61387.10656
1265	2013/12/18	06:04:00	00:01:00.0	38.1	38.1	10.0	48.1	1265	63930.08196
1266	2013/12/18	06:05:00	00:01:00.0	37.6	37.6	10.0	47.6	1266	58149.47822
1267	2013/12/18	06:06:00	00:01:00.0	38.3	38.3	10.0	48.3	1267	68070.32748
1268	2013/12/18	06:07:00	00:01:00.0	39.1	39.1	10.0	49.1	1268	81812.50146
1269	2013/12/18	06:08:00	00:01:00.0	39.1	39.1	10.0	49.1	1269	82204.65156
1270	2013/12/18	06:09:00	00:01:00.0	38.7	38.7	10.0	48.7	1270	74190.83611
1271	2013/12/18	06:10:00	00:01:00.0	38.2	38.2	10.0	48.2	1271	66405.64071
1272	2013/12/18	06:11:00	00:01:00.0	38.4	38.4	10.0	48.4	1272	69800.34585
1273	2013/12/18	06:12:00	00:01:00.0	38.1	38.1	10.0	48.1	1273	64548.72902
1274	2013/12/18	06:13:00	00:01:00.0	39.9	39.9	10.0	49.9	1274	97653.82409
1275	2013/12/18	06:14:00	00:01:00.0	40.2	40.2	10.0	50.2	1275	104911.9149
1276	2013/12/18	06:15:00	00:01:00.0	38.4	38.4	10.0	48.4	1276	69847.75479
1277	2013/12/18	06:16:00	00:01:00.0	39.0	39.0	10.0	49.0	1277	78783.96531
1278	2013/12/18	06:17:00	00:01:00.0	37.7	37.7	10.0	47.7	1278	58257.55437
1279	2013/12/18	06:18:00	00:01:00.0	38.2	38.2	10.0	48.2	1279	66107.32096
1280	2013/12/18	06:19:00	00:01:00.0	37.6	37.6	10.0	47.6	1280	56890.08004
1281	2013/12/18	06:20:00	00:01:00.0	38.2	38.2	0.0	38.2	1281	6656.144361
1282	2013/12/18	06:21:00	00:01:00.0	38.7	38.7	0.0	38.7	1282	7383.600724
1283	2013/12/18	06:22:00	00:01:00.0	38.4	38.4	0.0	38.4	1283	6873.453324
1284	2013/12/18	06:23:00	00:01:00.0	39.5	39.5	0.0	39.5	1284	8815.374839
1285	2013/12/18	06:24:00	00:01:00.0	39.7	39.7	0.0	39.7	1285	9326.775466
1286	2013/12/18	06:25:00	00:01:00.0	39.5	39.5	0.0	39.5	1286	8941.67099
1287	2013/12/18	06:26:00	00:01:00.0	39.1	39.1	0.0	39.1	1287	8216.74018
1288	2013/12/18	06:27:00	00:01:00.0	39.8	39.8	0.0	39.8	1288	9649.717912
1289	2013/12/18	06:28:00	00:01:00.0	40.3	40.3	0.0	40.3	1289	10772.6157
1290	2013/12/18	06:29:00	00:01:00.0	40.7	40.7	0.0	40.7	1290	11737.38376
1291	2013/12/18	06:30:00	00:01:00.0	40.0	40.0	0.0	40.0	1291	9942.178059
1292	2013/12/18	06:31:00	00:01:00.0	40.0	40.0	0.0	40.0	1292	9959.335483
1293	2013/12/18	06:32:00	00:01:00.0	39.7	39.7	0.0	39.7	1293	9273.913291
1294	2013/12/18	06:33:00	00:01:00.0	39.4	39.4	0.0	39.4	1294	8649.639073
1295	2013/12/18	06:34:00	00:01:00.0	39.8	39.8	0.0	39.8	1295	9531.512784
1296	2013/12/18	06:35:00	00:01:00.0	39.8	39.8	0.0	39.8	1296	9474.909893
1297	2013/12/18	06:36:00	00:01:00.0	39.6	39.6	0.0	39.6	1297	9145.631194
1298	2013/12/18	06:37:00	00:01:00.0	39.1	39.1	0.0	39.1	1298	8154.833533
1299	2013/12/18	06:38:00	00:01:00.0	38.7	38.7	0.0	38.7	1299	7365.00429
1300	2013/12/18	06:39:00	00:01:00.0	38.9	38.9	0.0	38.9	1300	7784.384674
1301	2013/12/18	06:40:00	00:01:00.0	38.8	38.8	0.0	38.8	1301	7659.235262
1302	2013/12/18	06:41:00	00:01:00.0	39.4	39.4	0.0	39.4	1302	8614.806239
1303	2013/12/18	06:42:00	00:01:00.0	39.2	39.2	0.0	39.2	1303	8335.96069
1304	2013/12/18	06:43:00	00:01:00.0	38.6	38.6	0.0	38.6	1304	7277.310436
1305	2013/12/18	06:44:00	00:01:00.0	38.3	38.3	0.0	38.3	1305	6763.537058

Location 9 - Melton Dam

Record #	Date	Time	Duration	LAeq	Base Leq	Penalty	Base+Penalty	count	10 ^{^(leq/10)}
1306	2013/12/18	06:45:00	00:01:00.0	38.3	38.3	0.0	38.3	1306	6797.675962
1307	2013/12/18	06:46:00	00:01:00.0	38.3	38.3	0.0	38.3	1307	6803.876531
1308	2013/12/18	06:47:00	00:01:00.0	39.0	39.0	0.0	39.0	1308	7989.401871
1309	2013/12/18	06:48:00	00:01:00.0	38.9	38.9	0.0	38.9	1309	7794.935309
1310	2013/12/18	06:49:00	00:01:00.0	38.4	38.4	0.0	38.4	1310	6877.723099
1311	2013/12/18	06:50:00	00:01:00.0	38.5	38.5	0.0	38.5	1311	7042.753079
1312	2013/12/18	06:51:00	00:01:00.0	39.1	39.1	0.0	39.1	1312	8091.893451
1313	2013/12/18	06:52:00	00:01:00.0	38.8	38.8	0.0	38.8	1313	7644.15336
1314	2013/12/18	06:53:00	00:01:00.0	39.8	39.8	0.0	39.8	1314	9443.19632
1315	2013/12/18	06:54:00	00:01:00.0	40.2	40.2	0.0	40.2	1315	10554.45893
1316	2013/12/18	06:55:00	00:01:00.0	40.4	40.4	0.0	40.4	1316	11046.62663
1317	2013/12/18	06:56:00	00:01:00.0	41.4	41.4	0.0	41.4	1317	13678.70787
1318	2013/12/18	06:57:00	00:01:00.0	40.8	40.8	0.0	40.8	1318	12079.27272
1319	2013/12/18	06:58:00	00:01:00.0	41.0	41.0	0.0	41.0	1319	12452.61669
1320	2013/12/18	06:59:00	00:01:00.0	41.6	41.6	0.0	41.6	1320	14328.61533
1321	2013/12/18	07:00:00	00:01:00.0	43.2	43.2	0.0	43.2	1321	20932.66062
1322	2013/12/18	07:01:00	00:01:00.0	42.0	42.0	0.0	42.0	1322	15828.96763
1323	2013/12/18	07:02:00	00:01:00.0	42.9	42.9	0.0	42.9	1323	19371.12171
1324	2013/12/18	07:03:00	00:01:00.0	40.8	40.8	0.0	40.8	1324	11929.34692
1325	2013/12/18	07:04:00	00:01:00.0	41.3	41.3	0.0	41.3	1325	13645.32317
1326	2013/12/18	07:05:00	00:01:00.0	42.3	42.3	0.0	42.3	1326	16832.36624
1327	2013/12/18	07:06:00	00:01:00.0	40.8	40.8	0.0	40.8	1327	12045.34714
1328	2013/12/18	07:07:00	00:01:00.0	42.6	42.6	0.0	42.6	1328	18124.62874
1329	2013/12/18	07:08:00	00:01:00.0	42.4	42.4	0.0	42.4	1329	17519.59934
1330	2013/12/18	07:09:00	00:01:00.0	42.4	42.4	0.0	42.4	1330	17202.21055
1331	2013/12/18	07:10:00	00:01:00.0	41.0	41.0	0.0	41.0	1331	12501.47372
1332	2013/12/18	07:11:00	00:01:00.0	40.7	40.7	0.0	40.7	1332	11685.35284
1333	2013/12/18	07:12:00	00:01:00.0	40.8	40.8	0.0	40.8	1333	11885.54426
1334	2013/12/18	07:13:00	00:01:00.0	40.5	40.5	0.0	40.5	1334	11248.58436
1335	2013/12/18	07:14:00	00:01:00.0	41.5	41.5	0.0	41.5	1335	14209.13606
1336	2013/12/18	07:15:00	00:01:00.0	42.9	42.9	0.0	42.9	1336	19299.68889
1337	2013/12/18	07:16:00	00:01:00.0	41.9	41.9	0.0	41.9	1337	15664.78885
1338	2013/12/18	07:17:00	00:01:00.0	41.0	41.0	0.0	41.0	1338	12665.30748
1339	2013/12/18	07:18:00	00:01:00.0	41.9	41.9	0.0	41.9	1339	15373.68144
1340	2013/12/18	07:19:00	00:01:00.0	40.9	40.9	0.0	40.9	1340	12442.61248
1341	2013/12/18	07:20:00	00:01:00.0	41.4	41.4	0.0	41.4	1341	13737.26138
1342	2013/12/18	07:21:00	00:01:00.0	42.8	42.8	0.0	42.8	1342	18930.73652
1343	2013/12/18	07:22:00	00:01:00.0	42.0	42.0	0.0	42.0	1343	15708.31524
1344	2013/12/18	07:23:00	00:01:00.0	42.4	42.4	0.0	42.4	1344	17514.39875
1345	2013/12/18	07:24:00	00:01:00.0	42.2	42.2	0.0	42.2	1345	16578.51955
1346	2013/12/18	07:25:00	00:01:00.0	42.6	42.6	0.0	42.6	1346	18380.85751
1347	2013/12/18	07:26:00	00:01:00.0	42.9	42.9	0.0	42.9	1347	19451.39393
1348	2013/12/18	07:27:00	00:01:00.0	43.0	43.0	0.0	43.0	1348	20180.45146
1349	2013/12/18	07:28:00	00:01:00.0	42.4	42.4	0.0	42.4	1349	17442.54913
1350	2013/12/18	07:29:00	00:01:00.0	42.0	42.0	0.0	42.0	1350	15961.24027

Location 9 - Melton Dam

Record #	Date	Time	Duration	LAeq	Base Leq	Penalty	Base+Penalty	count	10 ^{^(leq/10)}
1351	2013/12/18	07:30:00	00:01:00.0	42.6	42.6	0.0	42.6	1351	18201.15841
1352	2013/12/18	07:31:00	00:01:00.0	42.3	42.3	0.0	42.3	1352	16877.32819
1353	2013/12/18	07:32:00	00:01:00.0	42.2	42.2	0.0	42.2	1353	16411.63984
1354	2013/12/18	07:33:00	00:01:00.0	41.7	41.7	0.0	41.7	1354	14705.16113
1355	2013/12/18	07:34:00	00:01:00.0	41.9	41.9	0.0	41.9	1355	15367.18752
1356	2013/12/18	07:35:00	00:01:00.0	42.9	42.9	0.0	42.9	1356	19629.00014
1357	2013/12/18	07:36:00	00:01:00.0	44.2	44.2	0.0	44.2	1357	26347.47391
1358	2013/12/18	07:37:00	00:01:00.0	43.3	43.3	0.0	43.3	1358	21151.38182
1359	2013/12/18	07:38:00	00:01:00.0	45.5	45.5	0.0	45.5	1359	35235.95184
1360	2013/12/18	07:39:00	00:01:00.0	44.9	44.9	0.0	44.9	1360	30788.33151
1361	2013/12/18	07:40:00	00:01:00.0	43.5	43.5	0.0	43.5	1361	22442.25999
1362	2013/12/18	07:41:00	00:01:00.0	44.2	44.2	0.0	44.2	1362	26428.96956
1363	2013/12/18	07:42:00	00:01:00.0	44.8	44.8	0.0	44.8	1363	30529.51104
1364	2013/12/18	07:43:00	00:01:00.0	44.6	44.6	0.0	44.6	1364	28903.47689
1365	2013/12/18	07:44:00	00:01:00.0	43.9	43.9	0.0	43.9	1365	24588.68168
1366	2013/12/18	07:45:00	00:01:00.0	43.6	43.6	0.0	43.6	1366	22959.4326
1367	2013/12/18	07:46:00	00:01:00.0	44.0	44.0	0.0	44.0	1367	24918.03251
1368	2013/12/18	07:47:00	00:01:00.0	43.6	43.6	0.0	43.6	1368	22671.05872
1369	2013/12/18	07:48:00	00:01:00.0	43.3	43.3	0.0	43.3	1369	21243.41581
1370	2013/12/18	07:49:00	00:01:00.0	43.3	43.3	0.0	43.3	1370	21252.33693
1371	2013/12/18	07:50:00	00:01:00.0	42.6	42.6	0.0	42.6	1371	18200.58288
1372	2013/12/18	07:51:00	00:01:00.0	42.2	42.2	0.0	42.2	1372	16707.14716
1373	2013/12/18	07:52:00	00:01:00.0	42.2	42.2	0.0	42.2	1373	16728.23375
1374	2013/12/18	07:53:00	00:01:00.0	42.4	42.4	0.0	42.4	1374	17196.03173
1375	2013/12/18	07:54:00	00:01:00.0	42.5	42.5	0.0	42.5	1375	17778.57725
1376	2013/12/18	07:55:00	00:01:00.0	42.9	42.9	0.0	42.9	1376	19417.1848
1377	2013/12/18	07:56:00	00:01:00.0	43.1	43.1	0.0	43.1	1377	20500.48543
1378	2013/12/18	07:57:00	00:01:00.0	44.3	44.3	0.0	44.3	1378	27206.63531
1379	2013/12/18	07:58:00	00:01:00.0	43.3	43.3	0.0	43.3	1379	21326.18226
1380	2013/12/18	07:59:00	00:01:00.0	44.2	44.2	0.0	44.2	1380	26107.40384
1381	2013/12/18	08:00:00	00:01:00.0	43.5	43.5	0.0	43.5	1381	22557.20141
1382	2013/12/18	08:01:00	00:01:00.0	43.3	43.3	0.0	43.3	1382	21163.74024
1383	2013/12/18	08:02:00	00:01:00.0	43.5	43.5	0.0	43.5	1383	22394.19326
1384	2013/12/18	08:03:00	00:01:00.0	43.6	43.6	0.0	43.6	1384	22877.39981
1385	2013/12/18	08:04:00	00:01:00.0	43.0	43.0	0.0	43.0	1385	19988.05652
1386	2013/12/18	08:05:00	00:01:00.0	42.2	42.2	0.0	42.2	1386	16502.92625
1387	2013/12/18	08:06:00	00:01:00.0	43.1	43.1	0.0	43.1	1387	20552.5916
1388	2013/12/18	08:07:00	00:01:00.0	43.3	43.3	0.0	43.3	1388	21571.34288
1389	2013/12/18	08:08:00	00:01:00.0	43.1	43.1	0.0	43.1	1389	20257.38605
1390	2013/12/18	08:09:00	00:01:00.0	43.9	43.9	0.0	43.9	1390	24808.50978
1391	2013/12/18	08:10:00	00:01:00.0	44.1	44.1	0.0	44.1	1391	25802.3714
1392	2013/12/18	08:11:00	00:01:00.0	42.5	42.5	0.0	42.5	1392	17692.21201
1393	2013/12/18	08:12:00	00:01:00.0	42.7	42.7	0.0	42.7	1393	18622.95196
1394	2013/12/18	08:13:00	00:01:00.0	42.3	42.3	0.0	42.3	1394	17100.67106
1395	2013/12/18	08:14:00	00:01:00.0	42.8	42.8	0.0	42.8	1395	18910.77667

Location 9 - Melton Dam

Record #	Date	Time	Duration	LAeq	Base Leq	Penalty	Base+Penalty	count	10 ^{^(leq/10)}
1396	2013/12/18	08:15:00	00:01:00.0	43.3	43.3	0.0	43.3	1396	21243.30386
1397	2013/12/18	08:16:00	00:01:00.0	43.0	43.0	0.0	43.0	1397	20116.31518
1398	2013/12/18	08:17:00	00:01:00.0	41.8	41.8	0.0	41.8	1398	15175.50627
1399	2013/12/18	08:18:00	00:01:00.0	42.4	42.4	0.0	42.4	1399	17227.5533
1400	2013/12/18	08:19:00	00:01:00.0	57.8	57.8	0.0	57.8	1400	607040.9688
1401	2013/12/18	08:20:00	00:01:00.0	45.5	45.5	0.0	45.5	1401	35201.64491
1402	2013/12/18	08:21:00	00:01:00.0	43.3	43.3	0.0	43.3	1402	21204.34147
1403	2013/12/18	08:22:00	00:01:00.0	41.9	41.9	0.0	41.9	1403	15316.65321
1404	2013/12/18	08:23:00	00:01:00.0	44.3	44.3	0.0	44.3	1404	26636.71426
1405	2013/12/18	08:24:00	00:01:00.0	43.4	43.4	0.0	43.4	1405	21634.64459
1406	2013/12/18	08:25:00	00:01:00.0	42.1	42.1	0.0	42.1	1406	16296.47725
1407	2013/12/18	08:26:00	00:01:00.0	42.5	42.5	0.0	42.5	1407	17702.76699
1408	2013/12/18	08:27:00	00:01:00.0	39.8	39.8	0.0	39.8	1408	9630.403537
1409	2013/12/18	08:28:00	00:01:00.0	41.1	41.1	0.0	41.1	1409	12870.44557
1410	2013/12/18	08:29:00	00:01:00.0	40.6	40.6	0.0	40.6	1410	11579.17445
1411	2013/12/18	08:30:00	00:01:00.0	40.2	40.2	0.0	40.2	1411	10561.8688
1412	2013/12/18	08:31:00	00:01:00.0	40.8	40.8	0.0	40.8	1412	11994.55306
1413	2013/12/18	08:32:00	00:01:00.0	43.4	43.4	0.0	43.4	1413	21998.73407
1414	2013/12/18	08:33:00	00:01:00.0	43.8	43.8	0.0	43.8	1414	23828.09427
1415	2013/12/18	08:34:00	00:01:00.0	41.9	41.9	0.0	41.9	1415	15323.13923
1416	2013/12/18	08:35:00	00:01:00.0	39.0	39.0	0.0	39.0	1416	8030.363118
1417	2013/12/18	08:36:00	00:01:00.0	38.8	38.8	0.0	38.8	1417	7516.589154
1418	2013/12/18	08:37:00	00:01:00.0	38.4	38.4	0.0	38.4	1418	6943.125625
1419	2013/12/18	08:38:00	00:01:00.0	37.6	37.6	0.0	37.6	1419	5815.795755
1420	2013/12/18	08:39:00	00:01:00.0	38.7	38.7	0.0	38.7	1420	7384.521724
1421	2013/12/18	08:40:00	00:01:00.0	38.2	38.2	0.0	38.2	1421	6534.176892
1422	2013/12/18	08:41:00	00:01:00.0	38.1	38.1	0.0	38.1	1422	6397.176184
1423	2013/12/18	08:42:00	00:01:00.0	39.7	39.7	0.0	39.7	1423	9308.638925
1424	2013/12/18	08:43:00	00:01:00.0	40.8	40.8	0.0	40.8	1424	11977.48698
1425	2013/12/18	08:44:00	00:01:00.0	41.2	41.2	0.0	41.2	1425	13062.04114
1426	2013/12/18	08:45:00	00:01:00.0	40.3	40.3	0.0	40.3	1426	10771.50866
1427	2013/12/18	08:46:00	00:01:00.0	44.3	44.3	0.0	44.3	1427	26630.60839
1428	2013/12/18	08:47:00	00:01:00.0	41.5	41.5	0.0	41.5	1428	14275.46374
1429	2013/12/18	08:48:00	00:01:00.0	46.5	46.5	0.0	46.5	1429	44679.77811
1430	2013/12/18	08:49:00	00:01:00.0	53.4	53.4	0.0	53.4	1430	216555.9619
1431	2013/12/18	08:50:00	00:01:00.0	39.6	39.6	0.0	39.6	1431	9083.234136
1432	2013/12/18	08:51:00	00:01:00.0	41.0	41.0	0.0	41.0	1432	12579.96884
1433	2013/12/18	08:52:00	00:01:00.0	41.3	41.3	0.0	41.3	1433	13491.70016
1434	2013/12/18	08:53:00	00:01:00.0	39.7	39.7	0.0	39.7	1434	9401.855612
1435	2013/12/18	08:54:00	00:01:00.0	40.1	40.1	0.0	40.1	1435	10215.65649
1436	2013/12/18	08:55:00	00:01:00.0	40.0	40.0	0.0	40.0	1436	10018.54192
1437	2013/12/18	08:56:00	00:01:00.0	40.4	40.4	0.0	40.4	1437	10956.29447
1438	2013/12/18	08:57:00	00:01:00.0	40.2	40.2	0.0	40.2	1438	10438.50322
1439	2013/12/18	08:58:00	00:01:00.0	43.4	43.4	0.0	43.4	1439	21716.98951
1440	2013/12/18	08:59:00	00:01:00.0	44.5	44.5	0.0	44.5	1440	28222.20204

Location 9 - Melton Dam

Record #	Date	Time	Duration	LAeq	Base Leq	Penalty	Base+Penalty	count	$10^{(leq/10)}$
									1492241847
									1440
									1036279.061
									6.015476723
								L_{dn}	60.15476723