

PRIORITY 2

(NUDOCS OFFSITE FACILITY)
REGULATOR INFORMATION DISTRIBUTION SYSTEM (RIDS)

ACCESSION NBR: 9408290091 DOC. DATE: 94/08/22 NOTARIZED: NO DOCKET #
FACIL: 50-315 Donald C. Cook Nuclear Power Plant, Unit 1, Indiana M 05000315
50-316 Donald C. Cook Nuclear Power Plant, Unit 2, Indiana M 05000316
AUTH. NAME AUTHOR AFFILIATION
FITZPATRICK, E. Indiana Michigan Power Co. (formerly Indiana & Michigan Ele
RECIP. NAME RECIPIENT AFFILIATION
RUSSELL, W.T. Document Control Branch (Document Control Desk)

SUBJECT: Forwards FFD performance data representing plant six-month period from 940101-940630.

DISTRIBUTION CODE: A021D COPIES RECEIVED: LTR 1 ENCL 1 SIZE: 4
TITLE: "Semiannual Fitness for Duty Program Performance Rept/Data" 10CFR26.7

NOTES:

RECIPIENT ID CODE/NAME	COPIES LTTR ENCL	RECIPIENT ID CODE/NAME	COPIES LTTR ENCL
PD3-1 PD	1 1	HICKMAN, J	1 1
INTERNAL: NRR/DRSS/PSGB	1 1	NUDOCS-ABSTRACT	1 1
<u>REG-FIBE</u> 01	1 1	RGN3 . 02	1 1
EXTERNAL: NOAC	1 1	NRC PDR	1 1

NOTE TO ALL "RIDS" RECIPIENTS:

PLEASE HELP US TO REDUCE WASTE! CONTACT THE DOCUMENT CONTROL
DESK, ROOM P1-37 (EXT. 504-2083) TO ELIMINATE YOUR NAME FROM
DISTRIBUTION LISTS FOR DOCUMENTS YOU DON'T NEED!

TOTAL NUMBER OF COPIES REQUIRED: LTTR 8 ENCL 8

P
R
I
O
R
I
T
Y

2

D
O
C
U
M
E
N
T



AEP:NRG:1103F
10 CFR 26.71(d)

Donald C. Cook Nuclear Plant Units 1 and 2
Docket Nos. 50-315 and 50-316
License Nos. DPR-58 and DPR-74
10 CFR PART 26, FITNESS FOR DUTY PROGRAMS

U.S. Nuclear Regulatory Commission
Document Control Desk
Washington, D.C. 20005


Attn: W. T. Russell

August 22, 1994

Dear Mr. Russell:

In compliance with 10 CFR 26.71(d), Fitness for Duty Program, this submittal represents the Cook Nuclear Plant Fitness for Duty Program performance data for the six-month period from January 1, 1994, to June 30, 1994. Attached are performance data sheets that include statistics on the various categories of testing, substances tested for, cut-off levels used, average work force populations during the reporting period, and a brief summary of management actions.

Sincerely,

for 
E. E. Fitzpatrick
Vice President

Attachment

ar

cc: A. A. Blind
G. Charnoff
J. B. Martin - Region III
NFEM Section Chief
NRC Resident Inspector - Bridgman
J. R. Padgett

EEF/ar

9408290091 940822
PDR ADDCK 05000315
F PDR

ADD

**Fitness for Duty Program
Performance Data
Personnel Subject to 10CFR 26**

Indiana Michigan Power Company		June 30, 1994
Company		6 Months Ending
D.C. Cook Nuclear Power Plant		
Location		
Kathleen E. Alexejun	(616) 466-3339	
Contact Name	Phone (include area code)	
Cutoffs: Screen/Confirmation (ng/ml) <input type="checkbox"/> Appendix A to 10CFR 26		
Marijuana	50 / .15	Amphetamines 1000 / 500 _____ /
Cocaine	300 / 150	Phencyclidine 25 / 25 _____ /
Opiates	300 / 300	Alcohol (% BAC) .04 _____ /

Testing Results		Licensee Employees		Long-Term Contractor Personnel		Short-Term Contractor Personnel	
Average Number with Unescorted Access		1315		191		919	
Categories		# Tested	# Positive	# Tested	# Positive	# Tested	# Positive
Pre-Access		48	0	114	1	972	8
For Cause	Post accident	0	0	0	0	0	0
	Observed behavior	0	0	2	1	6	4
Random		463	1	70	0	206	2
Follow-up		17	0	5	0	36	0
Other		6	0	2	0	14	0
Total		534	1	193	2	1234	14

REV. 1/92

ATTACHMENT TO AEP:NRC:1103F

MANAGEMENT ACTIONS:

Cook Nuclear Plant reduced the annual random testing rate from 100 percent to 50 percent of the workforce in accordance with 10 CFR 26.24(a)(2) Rule change published on January 5, 1994.

APPEALS:

No appeals were received during this reporting period. ;

EVENTS:

No events were identified as reportable in accordance with 10 CFR 26.73 during this reporting period.

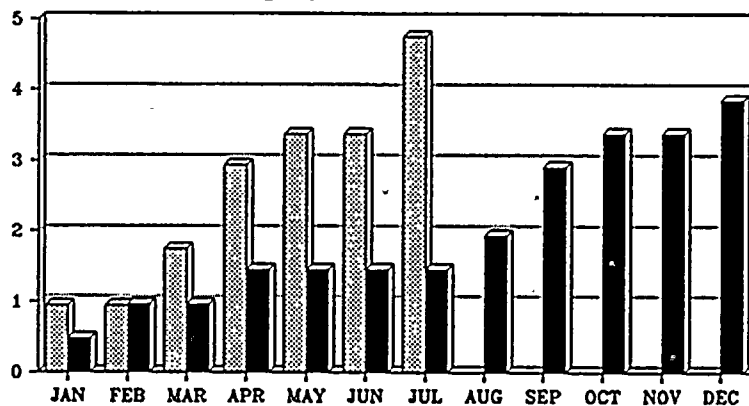
TEMPORARY SUSPENSIONS:

No temporary suspensions or administrative actions were taken against individuals based on on-site presumptive positives for marijuana (THC) and/or cocaine.

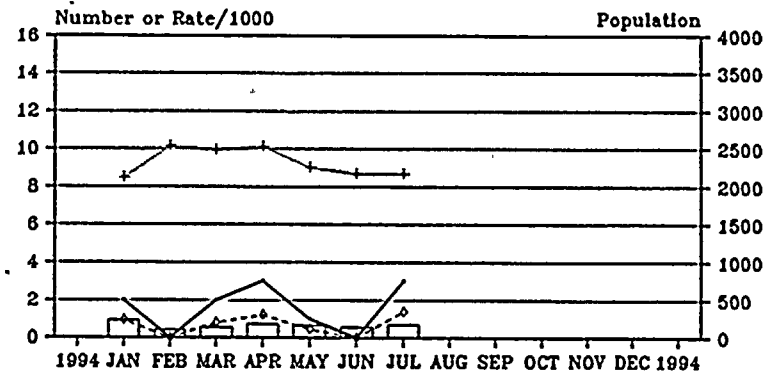
FITNESS FOR DUTY INCIDENT SUMMARY

(Does Not Include Pre-Access Testing)

Rate /1000 Employees



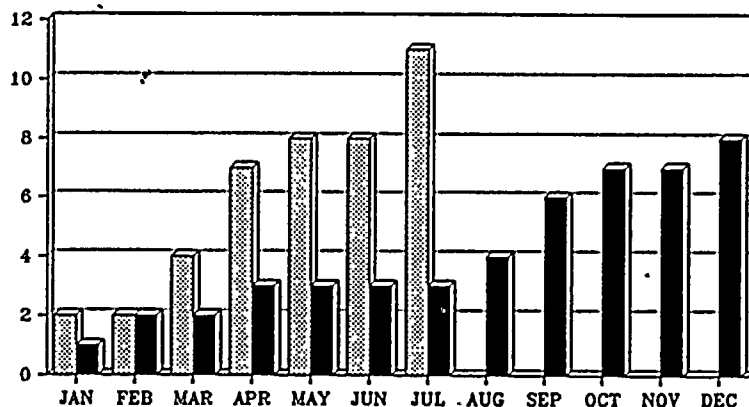
1994 1993



FFD INCIDENTS/MONTH POPULATION 1994
FLOATING AVG/1000/MO RATE/1000/MONTH

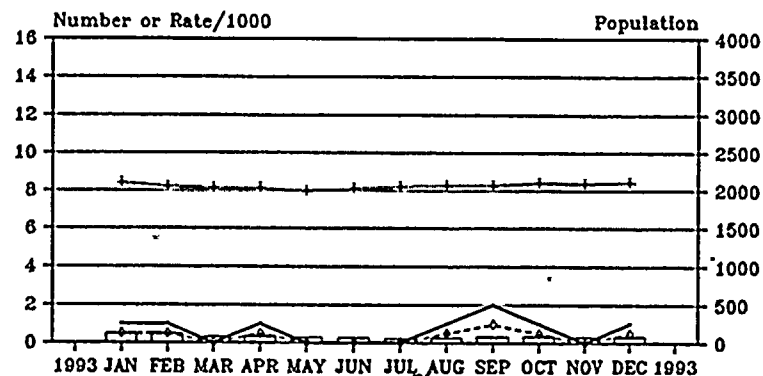
(Cumulative Rate & Events)

Incidents



1994 1993

(Incidents & Rates vs. Population)



FFD INCIDENTS/MONTH POPULATION 1993
FLOATING AVG/1000/MO RATE/1000/MONTH

NOTE: 1993 Inage Year, 1994 Outage Year



100