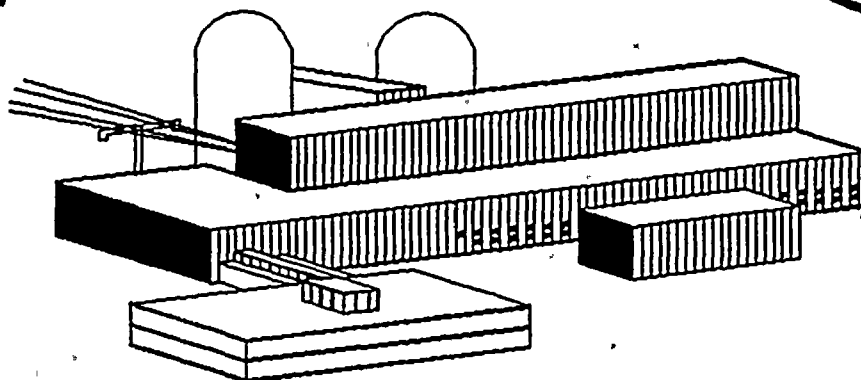





INDIANA
MICHIGAN
POWER



DONALD C. COOK
NUCLEAR PLANT

UNIT 2

REPORT OF INSERVICE INSPECTIONS
FROM MARCH 17, 1989
THROUGH NOVEMBER 9, 1990

9102130102 890317
PDR ADCK 05000314
Q PDR

11-11-11

11-11-11

11-11-11

INDIANA MICHIGAN POWER COMPANY
COOK NUCLEAR PLANT, BRIDGMAN, MI.
UNIT 2 COMMERCIAL SERVICE DATE 2-1-1978
NATIONAL BOARD NUMBER 1

REPORT OF INSERVICE INSPECTIONS
FROM MARCH 18, 1989 TO NOVEMBER 9, 1990

TABLE OF CONTENTS

Section 1	Introduction
Section 2	NIS-1 Inservice Inspection Summary Report
Section 3	Examination of Class 1 and Class 2 Systems and Components
Section 4	Steam Generator Eddy Current Examinations
Section 5	System Pressure Tests
Section 6	NIS-2 Repair and Replacement Reports

1

100

100

100

100

100

100

100

100

100

100



INDIANA MICHIGAN POWER COMPANY
COOK NUCLEAR PLANT, BRIDGMAN, MI.
UNIT 2 COMMERCIAL SERVICE DATE 2-1-1978
NATIONAL BOARD NUMBER 1

INTRODUCTION

This report summarizes the inservice inspection activities performed at the Cook Nuclear Plant, Unit 2 for the period of March 18, 1989 through November 9, 1990. These activities were performed in accordance with the requirements of the ASME Boiler and Pressure Vessel Code, Section XI, Rules for Inservice Inspection of Nuclear Power Plant Components. As of July 1, 1986, the second ten-year inspection interval began and the applicable code for ISI activities then became the 1983 edition through the summer 1983 addenda.

The purpose of this report is to satisfy the requirements of IWA-6000 for the submittal of an inservice inspection summary report at the completion of each refueling outage. Examinations and tests conducted since the preceding summary report (March 17, 1989) are included in this report. Repairs and replacements are also included in this report per the requirements of the 1983 Edition of ASME Section XI IWA-6220(b)10. Also, contained within this report are the supplemental informational requirements of IWA-6220.

Contents of this report have been reviewed and verified correct with supporting documentation available at the plant for review if required.

2

FORM NIS-1 OWNERS' DATA REPORT FOR INSERVICE INSPECTIONS

As required by the Provisions of the ASME Code Rules

1. Owner Indiana Michigan Power Co., One Summit Square, Ft. Wayne, IN 46802
(Name and Address of Owner)
2. Plant Donald C. Cook Nuclear Plant, One Cook Place, Bridgman, MI 49106
(Name and Address of Plant)
3. Plant Unit Two 4. Owner Certificate of Authorization (if required) N/A
5. Commercial Service Date 07/01/78 6. National Board Number for Unit 1 (Mich. M-324232-M)
7. Components Inspected

Component or Appurtenance	Manufacturer or Installer	Manufacturer or Installer Serial No.	State or Province No.	National Board No.
Reactor Vessel	Chicago Bridge and Iron	T-1	M-324232-M	1
Steam Generator #1	Westinghouse	MMGL 11444	M-324234-M	37
Steam Generator #2	Westinghouse	MMGL 11445	M-324235-M	38
Steam Generator #3	Westinghouse	MMGL 11446	M-324236-M	39
Steam Generator #4	Westinghouse	MMGL 11447	M-324237-M	40
Pressurizer	Westinghouse	1231	M-324233-M	68 94
#1 RC Pump	Westinghouse	524-618J800 -G01-9	-	-
#2 RC Pump	Westinghouse	525-618J800 -G01-9	-	-
#3 RC Pump	Westinghouse	526-618J800 -G01-9	-	-
#4 RC Pump	Westinghouse	527-618J800 -G01-9	-	-
Volume Control Tank	Joseph Oats & Sons, Inc.	1787-3B	-	-
East CTS Heat Exchanger	Yuba	69-G-226-1B	-	-
East RHR Heat Exchanger	Engineers and Fabricators, Inc.	S-15586-C	-	-
West RHR Heat Exchanger	Engineers and Fabricators, Inc.	S-15586-D	-	-

Note: Supplemental sheets in form of lists, sketches, or drawings may be used provided (1) size is 8½ in. x 11 in., (2) information in items 1 through 6 on this data report is included on each sheet, and (3) each sheet is numbered and the number of sheets is recorded at the top of this form.

FORM NIS-1 (back)

8. Examination Dates 06-29-90 to 11-09-90 9. Inspection Interval from 07-01-86 to 07-01-96
10. Abstract of Examinations. Include a list of examinations and a statement concerning status of work required for current interval.
See Attached.
11. Abstract of Conditions Noted
See Attached.
12. Abstract of Corrective Measures Recommended and Taken
See Attached.

We certify that the statements made in this report are correct and the examinations and corrective measures taken conform to the rules of the ASME Code, Section XI.

Date February 1 19 91 Signed I&M Power Co. By C A Freer
Owner C. A. Freer

Certificate of Authorization No. (if applicable) N/A Expiration Date N/A

CERTIFICATE OF INSERVICE INSPECTION

I, the undersigned, holding a valid commission issued by the National Board of Boiler and Pressure Vessel Inspectors and/or the State or Province of Michigan and employed by ARKWRIGHT MUTUAL INS. CO. of NORWALK, MASS. have inspected the components described in this Owners' Data Report during the period 6/29/90 to 11/09/90, and state that to the best of my knowledge and belief, the Owner has performed examinations and taken corrective measures described in this Owners' Data Report in accordance with the requirements of the ASME Code, Section XI.

By signing this certificate neither the Inspector nor his employer makes any warranty, expressed or implied, concerning the examinations and corrective measures described in this Owners' Data Report. Furthermore, neither the Inspector nor his employer shall be liable in any manner for any personal injury or property damage or a loss of any kind arising from or connected with this inspection.

Date February 7 19 91

Michael R. Masterson Commissions Michigan 555, ENDORSEMENTS N&E
Inspector's Signature National Board, State, Province and No.

INDIANA MICHIGAN POWER COMPANY
COOK NUCLEAR PLANT, BRIDGMAN, MI.
UNIT 2 COMMERCIAL SERVICE DATE 2-1-1978
NATIONAL BOARD NUMBER 1

EXAMINATION OF CLASS 1 AND CLASS 2 COMPONENTS

Inservice examinations were performed during the 1990 Unit 2 Refueling Outage during the period of June 29, 1990 through November 9, 1990. All examinations were in accordance with ASME Section XI, 1983 Edition through 1983 Summer Addenda.

Examinations were scheduled and performed according to the Second Ten-Year Interval Long-Term Inservice Examination and Testing Plan for Class 1, 2 and 3 Systems and Components for Donald C. Cook Nuclear Plant, Unit 1. This is the currently approved ISI examination plan, which identifies specific activities to be performed on a refueling outage basis.

Nondestructive examinations were performed by Southwest Research Institute (SWRI), MQS and Indiana Michigan Power (IMP) personnel in accordance with procedures which were approved for use at the Cook Nuclear Plant. SWRI performed the required volumetric ultrasonic examinations and liquid penetrant examination if a component required a surface examination in addition to the volumetric. MQS and IMP personnel performed all other surface and visual examinations.

Surface indications were noted by liquid penetrant examination on two ASME Code Class 2 pipe welds (CTS, RHR). The indications exceeded the allowable standards of IWB-3514-2. The welds were repaired by buffing and twenty-nine (29) additional welds were examined with acceptable results.

Indications were noted by magnetic particle testing on three (3) reactor vessel stud nuts. A tool mark provided an indication on RPV Nut #23 that was removed by surface conditioning. Linear indications were noted on RPV Nuts #8 AND #25. The indications were acceptable in accordance with paragraph N-325.2 of the 1968 Edition of Section III. The construction code acceptance criteria was used per IWA-3100(b) since the Section XI acceptance criteria was noted as being "in course of preparation".

A supplemental ultrasonic examination was performed on a code allowable indication that was found in 2-N2-I Reactor Vessel Inlet Nozzle to Shell Weld during the Reactor Vessel Ten-Year Mechanized Examination in 1988. The original investigation revealed that it was an inclusion from construction that was located in the outer region of the vessel wall. The examination verified that there was no growth and the indication was still code acceptable.

100

100

100

100

100

100

100

INDIANA MICHIGAN POWER COMPANY
COOK NUCLEAR PLANT, BRIDGMAN, MI.
UNIT 2 COMMERCIAL SERVICE DATE 2-1-1978
NATIONAL BOARD NUMBER 1

Snubber examinations and functional testing were performed in conjunction with maintenance procedures for technical specification surveillance of snubbers.

IMP personnel performed VT-3 and VT-4 visual examinations on ISI component supports. Design sketch nonconformances and other discrepancies found were evaluated by AEPSC Structural and Analytical Design Section. All discrepant supports were evaluated to be functional and associated systems met operability limits but some were repaired to be in accordance with the original design intent. No service induced discrepancies were noted during the inspections.

The summary pages in this section lists the examinations and tests performed.

12

13

14

15

16

17

18

19

20

21

22

23

24

25

26

27

28

29

30

31

32

33

34

35



INDIANA MICHIGAN POWER COMPANY
D. C. COOK NUCLEAR PLANT, BRIDGMAN, MI
UNIT 2 COMMERCIAL SERVICE DATE 2-1-1978
NATIONAL BOARD NUMBER 1

DATE: 01/16/91
REVISION: 0

COOK NUCLEAR PLANT UNIT 2
SUMMARY OF NONDESTRUCTIVE EXAMINATIONS
OUTAGE 1 (1990), SECOND PERIOD, SECOND INTERVAL
CLASS 1 COMPONENTS

PAGE: 1

REACTOR PRESSURE VESSEL AND CLOSURE HEAD

		ASME			N	O	
		SEC. XI			O	G	T
		CATGY	EXAM		R	E	H
SUMMARY EXAMINATION AREA		ITEM NO	METHOD	PROCEDURE	E	O	E
NUMBER	IDENTIFICATION				C	H	R
							REMARKS
							CALIBRATION BLOCK

CLOSURE HEAD MERIDIONAL WELDS (FIG NO A-2)

001200	2-CHM-01	B-A	UTOL	DCC-UT150/0/0/0	X	-	-	SWRI - LIMITED EXAM DUE TO CRD SHROUD.
	MERIDIONAL WELD AT 26 DEG.	B1.22	UTOW		X	-	-	
			UT45		X	-	-	
			UT45T		X	-	-	
			UT60		X	-	-	**RV-2**
			UT60T		X	-	-	

CLOSURE HEAD TO FLANGE WELD (FIG NO A-2)

001900	2-CHC-01	B-A	MT	DCC-MT1/0/0/0	X	-	-	SWRI - 66% (355") OF WELD LENGTH
	HEAD TO FLANGE	B1.40	UTOL	DCC-UT150/0/0/0	X	-	-	EXAMINED. LIMITED EXAMINATION DUE TO
			UTOW		X	-	-	FLANGE CONFIGURATION AND HEAD LIFTING
			UT45		X	-	-	LUGS.
			UT45T		X	-	-	**RV-2**
			UT60		X	-	-	
			UT60T		X	-	-	

NOZZLE TO SHELL AND SHELL TO NOZZLE WELDS (FIG NO A-1)

002200	2-N2-I	B-D	UT45	SWRI-UT2/0/1/1	-	-	X	SWRI - SUPPLEMENTAL EXAMINATION
	INLET NOZZLE TO SHELL AT 247 DEG.	B3.90						CONFIRMED 1988 RFO RESULTS. NO CHANGE IN
								SIZE AND STILL A CODE ALLOWABLE
								INCLUSION.
								CSCL-5-DCC/CSCL-7-DCC

CLOSURE STUDS

004500	2-RPV-STUD	B-G-1	MT	DCC-MT2/0/0/0	X	-	-	SWRI - EXAMINED 36 STUDS (66%).
	1 THROUGH 54	B6.30	UT60	DCC-UT17/0/0/0	X	-	-	
			UT88	DCC-UT18/0/0/0	X	-	-	
								7-.750-8-CS-10-DCC

CLOSURE NUTS

004600	2-RPV-NUT	B-G-1	MT	DCC-MT2/0/0/0	-	-	X	SWRI - EXAMINED 66% (36) NUTS. CNF NO.
	1 THROUGH 54	B6.10						1,2,3; CODE ALLOWABLE INDICATIONS FOUND
								ON TWO NUTS.

INDIANA MICHIGAN POWER COMPANY
D. C. COOK NUCLEAR PLANT, BRIDGEPORT, MI
UNIT 2 COMMERCIAL SERVICE DATE 2-1-1978
NATIONAL BOARD NUMBER 1

DATE: 01/16/91

COOK NUCLEAR PLANT UNIT 2

PAGE: 2

REVISION: 0

SUMMARY OF NONDESTRUCTIVE EXAMINATIONS
OUTAGE 1 (1990), SECOND PERIOD, SECOND INTERVAL
CLASS 1 COMPONENTS

REACTOR PRESSURE VESSEL AND CLOSURE HEAD

SUMMARY EXAMINATION AREA		ASME			N	O		
		SEC. XI			O	G	T	
		CATGY	EXAM		R	E	H	
NUMBER	IDENTIFICATION	ITEM NO	METHOD	PROCEDURE	E	O	E	REMARKS
					C	H	R	**CALIBRATION BLOCK**

VESSEL FLANGE THREADS

004700	2-RPV-FLANGE THREADS 1 THROUGH 54	B-G-1 B6.40	UTO	DCC-UT5/0/0/0	X	-	-	SWRI - EXAMINED STUD HOLE LIGAMENT NOS. 1 THRU 36. **7-.750-8-CS-10-DCC**
--------	--------------------------------------	----------------	-----	---------------	---	---	---	---

CLOSURE WASHERS

004800	2-RPV-WASHER 1 THROUGH 54	B-G-1 B6.50	PT VT-1	DCC-PT1/0/0/0 DCC-VT7/0/0/0	X	-	-	SWRI - EXAMINED 66% (36) NUTS.
--------	------------------------------	----------------	------------	--------------------------------	---	---	---	--------------------------------



INDIANA MICHIGAN POWER COMPANY
D. C. COOK NUCLEAR PLANT, BRIDGMAN, MI
UNIT 2 COMMERCIAL SERVICE DATE 2-1-1978
NATIONAL BOARD NUMBER 1

DATE: 01/16/91

VISION: 0

COOK NUCLEAR PLANT UNIT 2

PAGE: 3

SUMMARY OF NONDESTRUCTIVE EXAMINATIONS
OUTAGE 1 (1990), SECOND PERIOD, SECOND INTERVAL
CLASS 1 COMPONENTS

PRESSURIZER (FIGURE A-4)

				N	O	
				O	G	T
				R	E	H
SUMMARY EXAMINATION AREA				E	O	E
SEC. XI				REMARKS		
CATGY				C	H	R
EXAM				**CALIBRATION BLOCK**		
NUMBER	IDENTIFICATION	ITEM NO	METHOD	PROCEDURE		



INDIANA MICHIGAN POWER COMPANY
D. C. COOK NUCLEAR PLANT, BRIDGMAN, MI
UNIT 2 COMMERCIAL SERVICE DATE 2-1-1978
NATIONAL BOARD NUMBER 1

DATE: 01/16/91
REVISION: 0

COOK NUCLEAR PLANT UNIT 2
SUMMARY OF NONDESTRUCTIVE EXAMINATIONS
OUTAGE 1 (1990), SECOND PERIOD, SECOND INTERVAL
CLASS 1 COMPONENTS

PAGE: 4

PRESSURIZER (FIGURE A-4)

SUMMARY NUMBER	EXAMINATION AREA IDENTIFICATION	ASHE SEC. XI CATGY ITEM NO	EXAM METHOD	PROCEDURE	N O G T R E H E O E C H R	REMARKS
						CALIBRATION BLOCK

NOZZLE INSIDE RADIUS SECTIONS

007200	6"-2-RC-25-IRS	B-D	UT20RL	DCC-UT11/0/0/0	X - -	SWRI
	UPPER HEAD TO RELIEF NOZZLE	B3.120	UT25RL		X - -	
						CSCL-24-DCC/CS-33-DCC

007300	6"-2-RC-26-IRS	B-D	UT20RL	DCC-UT11/0/0/0	X - -	SWRI
	UPPER HEAD TO RELIEF NOZZLE	B3.120	UT25RL		X - -	
						CSCL-24-DCC/CS-33-DCC

007400	6"-2-RC-27-IRS	B-D	UT20RL	DCC-UT11/0/0/0	X - -	SWRI
	UPPER HEAD TO RELIEF NOZZLE	B3.120	UT25RL		X - -	
						CSCL-24-DCC/CS-33-DCC

NOZZLE TO SAFE-END AND SAFE-END TO NOZZLE WELDS

008300	2-PRZ-24	B-F	PT	DCC-PT1/0/0/0	X - -	SWRI - LIMITED EXAM DUE TO NOZZLE
	NOZZLE TO SAFE-END	B5.40	UT45	DCC-UT31/0/0/0	X - -	CONFIGURATION. AUGMENTED EXAM USING 45
			UT45T		X - -	DEG. REFRACTED LONGITUDINAL IN RESPONSE
			UT60		X - -	TO NRC I.N. 90-30.
			UT45RL	DCC-UT31/0/0/2	X - -	**3378028 (6-SS-160-.71)**
			UT45TRL		X - -	

008400	2-PRZ-25	B-F	PT	DCC-PT1/0/0/0	X - -	SWRI - LIMITED EXAM DUE TO NOZZLE
	NOZZLE TO SAFE-END	B5.40	UT45	DCC-UT31/0/0/0	X - -	CONFIGURATION. AUGMENTED EXAM USING 45
			UT45T		X - -	DEG. REFRACTED LONGITUDINAL WAVE IN
			UT60		X - -	RESPONSE TO NRC I.N. 90-30.
			UT45RL	DCC-UT31/0/0/2	X - -	**3378028 (6-SS-160-.71)**
			UT45TRL		X - -	

LOWER HEAD TO SUPPORT SKIRT WELD

008505	2-PRZ-20	B-H	HT	DCC-HT1/0/0/0	X - -	SWRI - PERFORMED THE OUTER SURFACE
	VESSEL SUPPORT	B8.20				EXAMINATION. INSIDE SURFACE EXAMINATION
						SCHEDULED FOR THE NEXT REFUELING OUTAGE.
						PL-1.5-CS-78

1

2

3

4

5

6

7

8

9

10

11

12



INDIANA MICHIGAN POWER COMPANY
D. C. COOK NUCLEAR PLANT, BRIDGMAN, MI
UNIT 2 COMMERCIAL SERVICE DATE 2-1-1978
NATIONAL BOARD NUMBER 1

DATE: 01/16/91
REVISION: 0

PAGE: 5

COOK NUCLEAR PLANT UNIT 2
SUMMARY OF NONDESTRUCTIVE EXAMINATIONS
OUTAGE 1 (1990), SECOND PERIOD, SECOND INTERVAL
CLASS 1 COMPONENTS

STEAM GENERATOR NO. 22 (FIGURE A-5)

SUMMARY EXAMINATION AREA NUMBER IDENTIFICATION	ASME SEC. XI CATGY EXAM ITEM NO METHOD	PROCEDURE	N O G T R E H E O E C M R	REMARKS **CALIBRATION BLOCK**

CIRCUMFERENTIAL WELDS

009500 STH-22-01 LOWER HEAD TO TUBE SHEET	B-B	UTOL	DCC-UT49/0/0/0	X - -	SWRI
	B2.40	UTOW		X - -	
		UT45	DCC-UT15/0/0/1	X - -	
		UT45T		X - -	
		UT60		X - -	**RV-3**
		UT60T		X - -	

NOZZLE INSIDE RADIUS SECTIONS

009600 STH-22-I-IRS INLET NOZZLE INSIDE RADIUSSECTION	B-D	UT35	DCC-UT11/0/0/0	X - -	SWRI
	B3.140				
					IR-CSCL-24-DCC

009700 STH-22-O-IRS OUTLET NOZZLE INSIDE RADIUS SECTION	B-D	UT35	DCC-UT11/0/0/0	X - -	SWRI
	B3.140				
					IR-CSCL-24-DCC

NOZZLE TO ELBOW AND ELBOW TO NOZZLE WELDS

009800 STH-22-02 ELBOW TO INLET NOZZLE	B-F	PT	DCC-PT1/0/0/0	X - -	SWRI - PARTIAL EXAM PERFORMED; SEE NNR
	B5.70	UT45	DCC-UT33/0/0/0	X - -	NO. 90-NNR-29. REMAINING VOLUME TO BE
		UT45T		X - -	EXAMINED DURING THE NEXT REFUELING OUTAGE. **CSS/CCS-MOCKUP-36-DCC**

009900 STH-22-03 OUTLET NOZZLE TO ELBOW	B-F	PT	DCC-PT1/0/0/0	X - -	SWRI - PARTIAL EXAM PERFORMED; SEE NNR
	B5.70	UT45	DCC-UT33/0/0/0	X - -	NO. 90-NNR-29. REMAINING VOLUME TO BE
		UT45T		X - -	EXAMINED DURING THE NEXT REFUELING OUTAGE. **CSS/CCS-MOCKUP-36-DCC**

INDIANA MICHIGAN POWER COMPANY
D. C. COOK NUCLEAR PLANT, BRIDGMAN, MI
UNIT 2 COMMERCIAL SERVICE DATE 2-1-1978
NATIONAL BOARD NUMBER 1

DATE: 01/16/91
REVISION: 0

PAGE: 6

COOK NUCLEAR PLANT UNIT 2
SUMMARY OF NONDESTRUCTIVE EXAMINATIONS
OUTAGE 1 (1990), SECOND PERIOD, SECOND INTERVAL
CLASS 1 COMPONENTS

STEAM GENERATOR NO. 23 (FIGURE A-5)

SUMMARY EXAMINATION AREA NUMBER IDENTIFICATION	ASME SEC. XI CATGY EXAM ITEM NO METHOD	PROCEDURE	N O O G T R E H E O E C H R			REMARKS **CALIBRATION BLOCK**

CIRCUMFERENTIAL WELDS

010400	STM-23-01 LOWER HEAD TO TUBE SHEET	B-B	UTOW	DCC-UT49/0/0/0	X - -	SWRI
		B2.40	UT45	DCC-UT15/0/0/1	X - -	
			UT45T		X - -	
			UT60		X - -	
			UT60T		X - -	**RV-3**

NOZZLE INSIDE RADIUS SECTIONS

010500	STM-23-I-IRS INLET NOZZLE INSIDE RADIUSSECTION	B-D	UT35	DCC-UT11/0/0/0	X - -	SWRI
		B3.140				**IR-CSCL-24-DCC**

010600	STM-23-0-IRS OUTLET NOZZLE INSIDE RADIUS SECTION	B-D	UT35	DCC-UT11/0/0/0	X - -	SWRI
		B3.140				**IR-CSCL-24-DCC**

NOZZLE TO ELBOW AND ELBOW TO NOZZLE WELDS

010700	STM-23-02 ELBOW TO INLET NOZZLE	B-F	PT	DCC-PT1/0/0/0	X - -	SWRI - PARTIAL EXAM PERFORMED; SEE NNR NO. 90-NNR-29. REMAINING VOLUME TO BE EXAMINED DURING THE NEXT REFUELING OUTAGE. **CSS/CCS-MOCKUP-36-DCC**
		B5.70	UT45	DCC-UT33/0/0/0	X - -	
			UT45T		X - -	
010800	STM-23-03 OUTLET NOZZLE TO ELBOW	B-F	PT	DCC-PT1/0/0/0	X - -	SWRI - PARTIAL EXAM PERFORMED; SEE NNR NO. 90-NNR-29. REMAINING VOLUME TO BE EXAMINED DURING THE NEXT REFUELING OUTAGE. **CSS/CCS-MOCKUP-36-DCC**
		B5.70	UT45	DCC-UT33/0/0/0	X - -	
			UT45T		X - -	

INDIANA MICHIGAN POWER COMPANY
D. C. COOK NUCLEAR PLANT, BRIDGMAN, MI
UNIT 2 COMMERCIAL SERVICE DATE 2-1-1978
NATIONAL BOARD NUMBER 1

DATE: 01/16/91
REVISION: 0

PAGE: 7

COOK NUCLEAR PLANT UNIT 2
SUMMARY OF NONDESTRUCTIVE EXAMINATIONS
OUTAGE 1 (1990), SECOND PERIOD, SECOND INTERVAL
CLASS 1 COMPONENTS

REACTOR COOLANT SYSTEM

SUMMARY EXAMINATION AREA		ASME			N	O		
		SEC. XI			O	G	T	
		CATGY	EXAM		R	E	H	
		ITEM NO	METHOD	PROCEDURE	E	O	E	REMARKS
NUMBER	IDENTIFICATION				C	H	R	**CALIBRATION BLOCK**

LINE 2-RC-17 (FIG NO A-6B)

015800	2-RC-17-08N	B-J	PT	DCC-PT1/0/0/0	X	-	-	SWRI
	10-IN. NOZZLE (BRANCH	B9.31	UT45	DCC-UT33/0/0/0	X	-	-	
	CONNECTION)		UT45T		X	-	-	

INDIANA MICHIGAN POWER COMPANY
D. C. COOK NUCLEAR PLANT, BRIDGMAN, MI
UNIT 2 COMMERCIAL SERVICE DATE 2-1-1978
NATIONAL BOARD NUMBER 1

DATE: 01/16/91

REVISION: 0

COOK NUCLEAR PLANT UNIT 2

PAGE: 8

SUMMARY OF NONDESTRUCTIVE EXAMINATIONS
OUTAGE 1 (1990), SECOND PERIOD, SECOND INTERVAL
CLASS 1 COMPONENTS

REACTOR COOLANT SYSTEM

SUMMARY EXAMINATION AREA NUMBER IDENTIFICATION	ASHE SEC. XI CATGY EXAM ITEM NO METHOD	PROCEDURE	N O			REMARKS
			O	G	T	
			R	E	H	
			E	O	E	
			C	H	R	**CALIBRATION BLOCK**

LINE 2-RC-20 (FIG NO A-9A)

022920	2-RC-20-05-LD-I LONGITUDINAL SEAM	B-J B9.12	PT UTOW UT45 UT45T	DCC-PT1/0/0/0 DCC-UT49/0/0/0 DCC-UT33/0/0/0	X - - X - - X - - X - -	SWRI - EXAMINED 12" OF WELD LENGTH. **37-CCSS-X-3.0-9-DCC**
--------	--------------------------------------	--------------	-----------------------------	---	----------------------------------	--

022940	2-RC-20-05-LD-O LONGITUDINAL SEAM	B-J B9.12	PT UTOW UT45 UT45T	DCC-PT1/0/0/0 DCC-UT49/0/0/0 DCC-UT33/0/0/0	X - - X - - X - - X - -	SWRI - EXAMINED 12" OF WELD LENGTH. **37-CCSS-X-3.0-9-DCC**
--------	--------------------------------------	--------------	-----------------------------	---	----------------------------------	--

LINE 2-RC-20 (FIG NO A-9B)

023700	2-RC-20-06N 2-1/2-IN. NOZZLE (BRANCH CONNECTION)	B-J B9.32	PT	12SHP5050NDE001	X - -	J.O. B78
--------	--	--------------	----	-----------------	-------	----------

024200	2-RC-20-10 PIPE TO PIPE	B-J B9.11	PT UT45 UT45T	DCC-PT1/0/0/0 DCC-UT33/0/0/0	X - - X - - X - -	SWRI **37-CCSS-X-3.0-9-DCC**
--------	----------------------------	--------------	---------------------	---------------------------------	-------------------------	---

LINE 2-RC-21 (FIG NO A-10)

024850	2-RC-21-04 PIPE TO PIPE	B-J B9.11	PT UT45 UT45T	DCC-PT1/0/0/0 DCC-UT31/0/0/0	X - - - X - X - -	SWRI **3378032 (14-SS-160-1.40)**
--------	----------------------------	--------------	---------------------	---------------------------------	-------------------------	--

025500	2-RC-21-07 PIPE TO SAFE-END	B-F B5.130	PT UT45 UT45T	DCC-PT1 DCC-UT31/0/0/0	X - - - X - X - -	SWRI - LIMITED EXAM FROM THE DOWNSTREAM SIDE DUE TO WELDED LUGS. **3378032 (14-SS-160-1.40)**
--------	--------------------------------	---------------	---------------------	---------------------------	-------------------------	---

1

2

3

4

5

6

7

8

9

10

11

12

13

14

15

16

17

18

19

20

21

22

23

24

25

26

27

28

29

30

31

32

33

34

35

36

37

38

39

40

41

42

43

44

45

46

47

48

49

50

51

52

53

54

55

56

57

58

INDIANA MICHIGAN POWER COMPANY
D. C. COOK NUCLEAR PLANT, BRIDGMAN, MI
UNIT 2 COMMERCIAL SERVICE DATE 2-1-1978
NATIONAL BOARD NUMBER 1

DATE: 01/16/91
REVISION: 0

PAGE: 9

COOK NUCLEAR PLANT UNIT 2
SUMMARY OF NONDESTRUCTIVE EXAMINATIONS
OUTAGE 1 (1990), SECOND PERIOD, SECOND INTERVAL
CLASS 1 COMPONENTS

REACTOR COOLANT SYSTEM

SUMMARY EXAMINATION AREA		ASHE			N	O		
NUMBER	IDENTIFICATION	SEC. XI	CATGY	EXAM	O	G	T	
					R	E	H	
					E	O	E	REMARKS
		ITEM NO	METHOD	PROCEDURE	C	H	R	**CALIBRATION BLOCK**

<u>LINE 2-RC-22 (FIG NO A-11)</u>								
025700	2-RC-22-01	B-J	PT	DCC-PT1/0/0/0	X	-	-	SWRI
	SAFE-END TO ELBOW	B9.11	UT45	DCC-UT31/0/0/0	X	-	-	
			UT45T		X	-	-	
			UT60		X	-	-	
								3378028 (6-SS-160-.71)
<u>LINE 2-RC-23 (FIG NO A-12)</u>								
028100	2-RC-23-08	B-J	PT	12SHP5050NDE001	X	-	-	J.O. B78
	VALVE TO PIPE	B9.21						
<u>LINE 2-RC-24 (FIG NO A-13)</u>								
028550	2-RC-24-05	B-J	PT	12SHP5050NDE001	X	-	-	J.O. B78
	PIPE TO PIPE	B9.21						
<u>LINE 2-RC-25 (FIG NO A-14)</u>								
029300	2-RC-25-07	B-J	PT	DCC-PT1/0/0/0	X	-	-	SWRI
	ELBOW TO PIPE	B9.11	UT45	DCC-UT31/0/0/0	X	-	-	
			UT45T		X	-	-	
								3378028 (6-SS-160-.71)
<u>LINE 2-RC-26 (FIG NO A-15)</u>								
030250	2-RC-26-08	B-J	PT	DCC-PT1/0/0/0	X	-	-	SWRI
	PIPE TO PIPE	B9.11	UT45	DCC-UT31/0/0/0	X	-	-	
			UT45T		X	-	-	
								3378028 (6-SS-160-.71)
030400	2-RC-26-09-FB	B-G-2	VT-1	12SHP5050NDE006	X	-	-	J.O. B78
	FLANGE BOLTING	B7.50						

INDIANA MICHIGAN POWER COMPANY
D. C. COOK NUCLEAR PLANT, BRIDGMAN, MI
UNIT 2 COMMERCIAL SERVICE DATE 2-1-1978
NATIONAL BOARD NUMBER 1

DATE: 01/16/91
REVISION: 0

PAGE: 10

COOK NUCLEAR PLANT UNIT 2
SUMMARY OF NONDESTRUCTIVE EXAMINATIONS
OUTAGE 1 (1990), SECOND PERIOD, SECOND INTERVAL
CLASS 1 COMPONENTS

REACTOR COOLANT SYSTEM

SUMMARY NUMBER	EXAMINATION AREA IDENTIFICATION	ASME SEC. XI CATGY ITEM NO	EXAM METHOD	PROCEDURE	N O G T R E H E O E C M R	REMARKS **CALIBRATION BLOCK**
<u>LINE 2-RC-28 (FIG NO A-17)</u>						
032000	2-RC-28-07 PIPE TO ELBOW	B-J B9.11	PT UT45 UT45T	DCC-PT1/0/0/0 DCC-UT31/0/0/0	X - - X - - X - -	SWRI **3378027 (4-SS-120-.430)**
033200	2-RC-28-16 PIPE TO ELBOW	B-J B9.11	PT UT45 UT45T UT60	DCC-PT1/0/0/0 DCC-UT31/0/0/0	X - - X - - X - - X - -	SWRI **3378027 (4-SS-120-.430)**
034200	2-RC-28-22 PIPE TO TEE	B-J B9.11	PT UT45 UT45T UT60	DCC-PT1/0/0/0 DCC-UT31/0/0/1	X - - X - - X - - X - -	SWRI - EXAM PERFORMED IN RESPONSE TO NRC BULLETIN 88-08, SUPP. 2. AUGMENTED UT IN ACCORDANCE WITH WCAP-12143. **3378027 (4-SS-120-.430)**
034300	2-RC-28-23 TEE TO PIPE	B-J B9.11	PT UT45 UT45T UT60	DCC-PT1/0/0/0 DCC-UT31/0/0/1	X - - X - - X - - X - -	SWRI - EXAM PERFORMED IN RESPONSE TO NRC BULLETIN 88-08, SUPP. 2. AUGMENTED IN ACCORDANCE WITH WCAP-12143. **3378027 (4-SS-120-.430)**
034400	2-RC-28-24 PIPE TO ELBOW	B-J B9.11	PT UT45 UT45T UT60	DCC-PT1/0/0/0 DCC-UT31/0/0/1	X - - X - - X - - X - -	SWRI - EXAM PERFORMED IN RESPONSE TO NRC BULLETIN 88-08, SUPP. 2. AUGMENTED UT IN ACCORDANCE WITH WCAP-12143. **3378027 (4-SS-120-.430)**
034700	2-RC-28-27 ELBOW TO PIPE	B-J B9.11	PT UT45 UT45T UT60	DCC-PT1/0/0/0 DCC-UT31/0/0/0	X - - X - - X - - X - -	SWRI **3378027 (4-SS-120-.430)**

INDIANA MICHIGAN POWER COMPANY
D. C. COOK NUCLEAR PLANT, BRIDGMAN, MI
UNIT 2 COMMERCIAL SERVICE DATE 2-1-1978
NATIONAL BOARD NUMBER 1

DATE: 01/16/91

COOK NUCLEAR PLANT UNIT 2

PAGE: 11

VISION: 0

SUMMARY OF NONDESTRUCTIVE EXAMINATIONS
OUTAGE 1 (1990), SECOND PERIOD, SECOND INTERVAL
CLASS 1 COMPONENTS

REACTOR COOLANT SYSTEM

SUMMARY EXAMINATION AREA NUMBER IDENTIFICATION	ASHE SEC. XI CATGY	EXAM ITEM NO METHOD	PROCEDURE	N O O G T R E H E O E C H R			REMARKS **CALIBRATION BLOCK**
				-	-	-	

LINE 2-RC-28 (FIG NO A-17A)

036400 2-RC-28-37 ELBOW TO PIPE	B-J	PT	DCC-PT1/0/0/0	X	-	-	SWRI
	B9.11	UT45	DCC-UT45/0/0/0	X	-	-	
		UT45T		X	-	-	
		UT60		X	-	-	
3378027 (4-SS-120-.430)							

LINE 2-RC-29 (FIG NO A-18)

038700 2-RC-29-09 PIPE TO ELBOW	B-J	PT	DCC-PT1/0/0/0	X	-	-	SWRI
	B9.11	UT45	DCC-UT31/0/0/0	X	-	-	
		UT45T		X	-	-	
3378027 (4-SS-120-.430)							

039100 2-RC-29-11 PIPE TO ELBOW	B-J	PT	DCC-PT1/0/0/0	X	-	-	SWRI
	B9.11	UT45	DCC-UT31/0/0/0	X	-	-	
		UT45T		X	-	-	
		UT60		X	-	-	
3378027 (4-SS-120-.430)							

LINE 2-RC-30 (FIG NO A-19)

041300 2-RC-30-06 PIPE TO TEE	B-J	PT	DCC-PT1/0/0/0	X	-	-	SWRI - EXAM PERFORMED IN RESPONSE TO NRC
	B9.11	UT45	DCC-UT31/0/0/1	X	-	-	BULLETIN 88-08, SUPP. 2. AUGMENTED UT IN
		UT45T		X	-	-	ACCORDANCE WITH WCAP-12143.
		UT60		X	-	-	
3378027 (4-SS-120-.430)							

LINE 2-RC-32 (FIG NO A-21)

048500 2-RC-32-09 PIPE TO REDUCING TEE	B-J	PT	12SHP5050NDE001	X	-	-	J.O. B78
	B9.21						
03600 2-RC-32-10 REDUCING TEE TO PIPE	B-J	PT	12SHP5050NDE001	X	-	-	J.O. B78
	B9.21						

INDIANA MICHIGAN POWER COMPANY
D. C. COOK NUCLEAR PLANT, BRIDGMAN, MI
UNIT 2 COMMERCIAL SERVICE DATE 2-1-1978
NATIONAL BOARD NUMBER 1

DATE: 01/16/91

REVISION: 0

COOK NUCLEAR PLANT UNIT 2

PAGE: 12

SUMMARY OF NONDESTRUCTIVE EXAMINATIONS
OUTAGE 1 (1990), SECOND PERIOD, SECOND INTERVAL
CLASS 1 COMPONENTS

REACTOR COOLANT SYSTEM

SUMMARY EXAMINATION AREA NUMBER IDENTIFICATION	ASME SEC. XI CATGY EXAM ITEM NO METHOD	PROCEDURE	N O O G T R E H E O E C H R			REMARKS **CALIBRATION BLOCK**

LINE 2-RC-32 (FIG NO A-21)

048700	2-RC-32-11 PIPE TO ELBOW	B-J B9.21	PT	12SHP5050NDE001	X - -	J.O. B78
--------	-----------------------------	--------------	----	-----------------	-------	----------

048800	2-RC-32-12 ELBOW TO PIPE	B-J B9.21	PT	12SHP5050NDE001	X - -	J.O. B78
--------	-----------------------------	--------------	----	-----------------	-------	----------

048900	2-RC-32-13 PIPE TO FLANGE	B-J B9.21	PT	12SHP5050NDE001	X - -	J.O. B78
--------	------------------------------	--------------	----	-----------------	-------	----------

049000	2-RC-32-13-FB FLANGE BOLTING	B-G-2 B7.50	VT-1	12SHP5050NDE006	X - -	J.O. B78
--------	---------------------------------	----------------	------	-----------------	-------	----------

LINE 2-RC-33 (FIG NO A-22A)

053000	2-RC-33-18 PIPE TO FLANGE	B-J B9.21	PT	12SHP5050NDE001	X - -	J.O. B78
--------	------------------------------	--------------	----	-----------------	-------	----------

053100	2-RC-33-18-FB FLANGE BOLTING	B-G-2 B7.50	VT-1	12SHP5050NDE006	X - -	J.O. B78
--------	---------------------------------	----------------	------	-----------------	-------	----------

053200	2-RC-33-19 FLANGE TO PIPE	B-J B9.21	PT	12SHP5050NDE001	X - -	J.O. B78
--------	------------------------------	--------------	----	-----------------	-------	----------

053400	2-RC-33-20 PIPE TO ELBOW	B-J B9.21	PT	12SHP5050NDE001	X - -	J.O. B78
--------	-----------------------------	--------------	----	-----------------	-------	----------



153



DATE: 01/16/91
REVISION: 0

PAGE: 13

REACTOR COOLANT SYSTEM

SUMMARY EXAMINATION AREA				ASME	N O
SEC. XI				SEC. XI	O G T
CATGY EXAM				CATGY EXAM	R E H
NUMBER	IDENTIFICATION	ITEM NO	METHOD	PROCEDURE	E O E REMARKS
					C H R **CALIBRATION BLOCK**

070300	2-RC-515-09	B-J	PT	12SHP5050NDE001	X	-	-	J.O.	B78
	PIPE TO VALVE	B9.40							

COOK NUCLEAR PLANT UNIT 2
SUMMARY OF NONDESTRUCTIVE EXAMINATIONS
OUTAGE 1 (1990), SECOND PERIOD, SECOND INTERVAL
CLASS 1 COMPONENTS

PAGE: 14

SUMMARY EXAMINATION AREA				ASME	N O	
SEC. XI				SEC. XI	O G T	
CATGY EXAM				CATGY EXAM	R E H	
NUMBER	IDENTIFICATION	ITEM NO	METHOD	PROCEDURE	E O E	REMARKS
					C H R	**CALIBRATION BLOCK**
					- - -	- - -

070400	2-RC-515-10	B-J	PT	12SHP5050NDE001	X	-	-	J.O. B78
	VALVE TO PIPE	B9.40						



INDIANA MICHIGAN POWER COMPANY
D. C. COOK NUCLEAR PLANT, BRIDGMAN, MI
UNIT 2 COMMERCIAL SERVICE DATE 2-1-1978
NATIONAL BOARD NUMBER 1

DATE: 01/16/91
REVISION: 0

PAGE: 15

COOK NUCLEAR PLANT UNIT 2
SUMMARY OF NONDESTRUCTIVE EXAMINATIONS
OUTAGE 1 (1990), SECOND PERIOD, SECOND INTERVAL
CLASS 1 COMPONENTS

REACTOR COOLANT SYSTEM

SUMMARY NUMBER	EXAMINATION AREA IDENTIFICATION	ASME SEC. XI CATGY ITEM NO	EXAM METHOD	PROCEDURE	N O G T R E H E O E C H R	REMARKS **CALIBRATION BLOCK**

LINE 2-RC-515 (FIG NO A-27)

070500	2-RC-515-11 PIPE TO VALVE	B-J B9.40	PT	12SHP5050NDE001	X - -	J.O. B78
070600	2-RC-515-12 VALVE TO PIPE	B-J B9.40	PT	12SHP5050NDE001	X - -	J.O. B78
070700	2-RC-515-13 PIPE TO ELBOW	B-J B9.40	PT	12SHP5050NDE001	X - -	J.O. B78
070800	2-RC-515-14 ELBOW TO PIPE	B-J B9.40	PT	12SHP5050NDE001	X - -	J.O. B78
071600	2-RC-515-21-FB FLANGE BOLTING	B-G-2 B7.50	VT-1	12SHP5050NDE006	X - -	J.O. B78

LINE 2-RC-517 (FIG NO A-29)

077700	2-RC-517-15 PIPE TO VALVE	B-J B9.40	PT	12SHP5050NDE001	X - -	J.O. B78
077800	2-RC-517-16 VALVE TO PIPE	B-J B9.40	PT	12SHP5050NDE001	X - -	J.O. B78
077900	2-RC-517-17 PIPE TO ELBOW	B-J B9.40	PT	12SHP5050NDE001	X - -	J.O. B78

INDIANA MICHIGAN POWER COMPANY
D. C. COOK NUCLEAR PLANT, BRIDGMAN, MI
UNIT 2 COMMERCIAL SERVICE DATE 2-1-1978
NATIONAL BOARD NUMBER 1

DATE: 01/16/91
REVISION: 0

PAGE: 16

COOK NUCLEAR PLANT UNIT 2
SUMMARY OF NONDESTRUCTIVE EXAMINATIONS
OUTAGE 1 (1990), SECOND PERIOD, SECOND INTERVAL
CLASS 1 COMPONENTS

REACTOR COOLANT SYSTEM

SUMMARY NUMBER	EXAMINATION AREA IDENTIFICATION	ASME	EXAM METHOD	PROCEDURE	N	O	REMARKS
		SEC. XI			O	G	
		CATGY			R	E	
		ITEM NO			E	O	
					C	M	**CALIBRATION BLOCK**
					-	-	

LINE 2-RC-517 (FIG NO A-29)							
078000	2-RC-517-18 ELBOW TO PIPE	B-J B9.40	PT	12SHP5050NDE001	X	- -	J.O. B78
078100	2-RC-517-19 PIPE TO TEE	B-J B9.40	PT	12SHP5050NDE001	X	- -	J.O. B78
078200	2-RC-517-20 TEE TO PIPE	B-J B9.40	PT	12SHP5050NDE001	X	- -	J.O. B78
078300	2-RC-517-21 PIPE TO VALVE	B-J B9.40	PT	12SHP5050NDE001	X	- -	J.O. B78
078400	2-RC-517-22 VALVE TO PIPE	B-J B9.40	PT	12SHP5050NDE001	X	- -	J.O. B78
078500	2-RC-517-23 PIPE TO FLANGE	B-J B9.40	PT	12SHP5050NDE001	X	- -	J.O. B78
078600	2-RC-517-23-FB FLANGE BOLTING	B-G-2 B7.50	VT-1	12SHP5050NDE006	X	- -	J.O. B78
078700	2-RC-517-24 TEE TO PIPE	B-J B9.40	PT	12SHP5050NDE001	X	- -	J.O. B78

INDIANA MICHIGAN POWER COMPANY
D. C. COOK NUCLEAR PLANT, BRIDGMAN, MI
UNIT 2 COMMERCIAL SERVICE DATE 2-1-1978
NATIONAL BOARD NUMBER 1

DATE: 01/16/91
REVISION: 0

PAGE: 17

COOK NUCLEAR PLANT UNIT 2
SUMMARY OF NONDESTRUCTIVE EXAMINATIONS
OUTAGE 1 (1990), SECOND PERIOD, SECOND INTERVAL
CLASS 1 COMPONENTS

REACTOR COOLANT SYSTEM

SUMMARY EXAMINATION AREA		ASME	SEC. XI	CATGY	EXAM	PROCEDURE	N	O	REMARKS
NUMBER	IDENTIFICATION	ITEM NO	METHOD				O	G	
							R	E	
							E	O	
							C	M	
							-	-	**CALIBRATION BLOCK**

LINE 2-RC-517 (FIG NO A-29)

078800	2-RC-517-25	B-J	PT	12SHP5050NDE001	X	-	-	J.O. B78
	PIPE TO MANIFOLD	B9.40						

LINE 2-RC-525 (FIG NO A-32)

087700	2-RC-525-14	B-J	PT	12SHP5050NDE001	X	-	-	J.O. B78
	BRANCH CONNECTION TO PIPE	B9.40						

COOK NUCLEAR PLANT UNIT 2
SUMMARY OF NONDESTRUCTIVE EXAMINATIONS
OUTAGE 1 (1990), SECOND PERIOD, SECOND INTERVAL
CLASS 1 COMPONENTS

PAGE: 18

				N	O	
		ASHE		O	G	T
		SEC. XI		R	E	H
SUMMARY EXAMINATION AREA		CATGY	EXAM	E	O	E
REMARKS						
NUMBER IDENTIFICATION	ITEM NO	METHOD	PROCEDURE	C	H	R
						CALIBRATION BLOCK

088100	2-SI-56-03	B-J	PT	DCC-PT1/0/0/0	X	-	-	SWRI
	ELBOW TO PIPE	B9.11	UT45	DCC-UT31/0/0/0	-	X	-	
			UT45T		X	-	-	
								3378030 (10-SS-140-1.0)

089750	2-SI-56-19	B-J	PT	DCC-PT1/0/0/0	X	-	-	SWRI
	TEE TO PIPE	B9.11	UT45	DCC-UT31/0/0/0	X	-	-	
			UT45T		X	-	-	
								3378030 (10-SS-140-1.0)

090850	2-SI-78-08	B-J	PT	DCC-PT1/0/0/0	X - -	SWRI
	PIPE TO PIPE	B9.11	UT45	DCC-UT31/0/0/0	- X -	
			UT45T		X - -	
						3378028 (6-SS-160-.71)

092700	2-SI-57-17	B-J	PT	DCC-PT1/0/0/0	X - -	SWRI
	PIPE TO ELBOW	B9.11	UT45	DCC-UT31/0/0/0	- X -	
			UT45T		X - -	
						3378030 (10-SS-140-1.0)

094800	2-SI-58-03-PL 1 AND 2 PIPE LUG	B-K-1 B10.10	PT	12SHP5050NDE001	X - -	J.O. B78
094900	2-SI-58-04 ELBOW TO PIPE	B-J B9.11	PT UT45 UT45T	DCC-PT1/0/0/0 DCC-UT31/0/0/0	X - - - X - X - -	SWRI **3378030 (10-SS-140-1.0)**

INDIANA MICHIGAN POWER COMPANY
D. C. COOK NUCLEAR PLANT, BRIDGMAN, MI
UNIT 2 COMMERCIAL SERVICE DATE 2-1-1978
NATIONAL BOARD NUMBER 1

DATE: 01/16/91
VISION: 0

PAGE: 19

COOK NUCLEAR PLANT UNIT 2
SUMMARY OF NONDESTRUCTIVE EXAMINATIONS
OUTAGE 1 (1990), SECOND PERIOD, SECOND INTERVAL
CLASS 1 COMPONENTS

SAFETY INJECTION SYSTEM

SUMMARY EXAMINATION AREA		ASME			N	O	
NUMBER	IDENTIFICATION	SEC. XI			O	G	T
		CATGY	EXAM		R	E	H
		ITEM NO	METHOD	PROCEDURE	E	O	E
					C	H	R
							REMARKS
							CALIBRATION BLOCK

<u>LINE 2-SI-58 (FIG NO A-35)</u>							
096500	2-SI-58-18 REDUCER TO ELBOW	B-J	PT	DCC-PT1/0/0/0	X	-	SWRI
		B9.11	UT45	DCC-UT31/0/0/0	-	X	-
			UT45T		X	-	-
							3378030 (10-SS-140-1.0)
<u>LINE 2-SI-77 (FIG NO A-35)</u>							
097700	2-SI-77-06 PIPE TO REDUCER	B-J	PT	DCC-PT1/0/0/0	X	-	SWRI
		B9.11	UT45	DCC-UT31/0/0/0	X	-	-
			UT45T		X	-	-
							3378028 (6-SS-160-.71)
<u>LINE 2-SI-59 (FIG NO A-36)</u>							
099400	2-SI-59-15 ELBOW TO PIPE	B-J	PT	DCC-PT1/0/0/0	X	-	SWRI
		B9.11	UT45	DCC-UT31/0/0/0	X	-	-
			UT45T		X	-	-
							3378030 (10-SS-140-1.0)
100400	2-SI-59-25 ELBOW TO BRANCH CONNECTION	B-J	PT	DCC-PT1/0/0/0	X	-	SWRI
		B9.11	UT45	DCC-UT31/0/0/0	-	X	-
			UT45T		X	-	-
							3378030 (10-SS-140-1.0)
<u>LINE 2-SI-60 (FIG NO A-37)</u>							
101800	2-SI-60-05 PIPE TO ELBOW	B-J	PT	DCC-PT1/0/0/0	X	-	SWRI
		B9.11	UT45	DCC-UT31/0/0/0	-	X	-
			UT45T		X	-	-
							3378029 (8-SS-160-.81)
102700	2-SI-60-14 PIPE TO ELBOW	B-J	PT	DCC-PT1/0/0/0	X	-	SWRI
		B9.11	UT45	DCC-UT31/0/0/0	-	X	-
			UT45T		X	-	-
							3378028 (6-SS-160-.71)

100-100000

100

100-100000

100

100

100-100000

100

100

100-100000

100

100

100

2.000000



INDIANA MICHIGAN POWER COMPANY
D. C. COOK NUCLEAR PLANT, BRIDGMAN, MI
UNIT 2 COMMERCIAL SERVICE DATE 2-1-1978
NATIONAL BOARD NUMBER 1

DATE: 01/16/91
REVISION: 0

PAGE: 20

COOK NUCLEAR PLANT UNIT 2
SUMMARY OF NONDESTRUCTIVE EXAMINATIONS
OUTAGE 1 (1990), SECOND PERIOD, SECOND INTERVAL
CLASS 1 COMPONENTS

SAFETY INJECTION SYSTEM

SUMMARY EXAMINATION AREA		ASME			N	O	
		SEC. XI			O	G	T
		CATGY	EXAM		R	E	H
		ITEM NO	METHOD	PROCEDURE	E	O	E
NUMBER	IDENTIFICATION				C	H	R
					REMARKS		
					CALIBRATION BLOCK		

LINE 2-SI-60 (FIG NO A-37A)

103600	2-SI-60-25	B-J	PT	DCC-PT1/0/0/0	X	-	-	SWRI
	ELBOW TO PIPE	B9.11	UT45	DCC-UT31/0/0/0	X	-	-	
			UT45T		X	-	-	
								3378028 (6-SS-160-.71)

LINE 2-SI-61 (FIG NO A-38)

105700	2-SI-61-13	B-J	PT	DCC-PT1/0/0/0	X	-	-	SWRI
	PIPE TO VALVE	B9.11	UT45	DCC-UT31/0/0/0	-	X	-	
			UT45T		X	-	-	
								3378028 (6-SS-160-.71)

LINE 2-SI-62 (FIG NO A-39)

107200	2-SI-62-04	B-J	PT	DCC-PT1/0/0/0	X	-	-	SWRI
	ELBOW TO PIPE	B9.11	UT45	DCC-UT31/0/0/0	-	X	-	
			UT45T		X	-	-	
			UT60		-	X	-	
								3378029 (8-SS-160-.81)

LINE 2-SI-566 (FIG NO A-41)

113000	2-SI-566-07	B-J	PT	12SHP5050NDE001	X	-	-	J.O. B78
	ELBOW TO PIPE	B9.40						
113700	2-SI-566-13	B-K-1	PT	12SHP5050NDE001	X	-	-	J.O. B78
	COLLAR TO PIPE	B10.10						
114700	2-SI-566-21	B-J	PT	12SHP5050NDE001	X	-	-	J.O. B78
	VALVE TO PIPE	B9.40						

INDIANA MICHIGAN POWER COMPANY
D. C. COOK NUCLEAR PLANT, BRIDGMAN, MI
UNIT 2 COMMERCIAL SERVICE DATE 2-1-1978
NATIONAL BOARD NUMBER 1

DATE: 01/16/91
REVISION: 0

PAGE: 21

COOK NUCLEAR PLANT UNIT 2
SUMMARY OF NONDESTRUCTIVE EXAMINATIONS
OUTAGE 1 (1990), SECOND PERIOD, SECOND INTERVAL
CLASS 1 COMPONENTS

SAFETY INJECTION SYSTEM

SUMMARY EXAMINATION AREA		ASME			N	O		
		SEC. XI			O	G	T	
		CATGY	EXAM		R	E	H	
		ITEM NO	METHOD	PROCEDURE	E	O	E	REMARKS
					C	H	R	**CALIBRATION BLOCK**
NUMBER	IDENTIFICATION							
<u>LINE 2-SI-567 (FIG NO A-42)</u>								
116200	2-SI-567-10 PIPE TO ELBOW	B-J B9.40	PT	12SHP5050NDE001	X	-	-	J.O. B78
<u>LINE 2-SI-568 (FIG NO A-43)</u>								
119000	2-SI-568-02 PIPE TO VALVE	B-J B9.40	PT	12SHP5050NDE001	X	-	-	J.O. B78
9100	2-SI-568-03 VALVE TO PIPE	B-J B9.40	PT	12SHP5050NDE001	X	-	-	J.O. B78
120800	2-SI-568-17 ELBOW TO PIPE	B-J B9.40	PT	12SHP5050NDE001	X	-	-	J.O. B78
<u>LINE 2-SI-569 (FIG NO A-44)</u>								
122900	2-SI-569-03 VALVE TO PIPE	B-J B9.40	PT	12SHP5050NDE001	X	-	-	J.O. B78
124100	2-SI-569-13 COLLAR TO PIPE	B-K-1 B10.10	PT	12SHP5050NDE001	X	-	-	J.O. B78
124400	2-SI-569-16 PIPE TO ELBOW	B-J B9.40	PT	12SHP5050NDE001	X	-	-	J.O. B78

INDIANA MICHIGAN POWER COMPANY
D. C. COOK NUCLEAR PLANT, BRIDGMAN, MI
UNIT 2 COMMERCIAL SERVICE DATE 2-1-1978
NATIONAL BOARD NUMBER 1

DATE: 01/16/91
VISION: 0

PAGE: 22

COOK NUCLEAR PLANT UNIT 2
SUMMARY OF NONDESTRUCTIVE EXAMINATIONS
OUTAGE 1 (1990), SECOND PERIOD, SECOND INTERVAL
CLASS 1 COMPONENTS

SAFETY INJECTION SYSTEM

				N	O	
				O	G	T
				R	E	H
				E	O	E
				C	M	R
				-	-	-
SUMMARY EXAMINATION AREA	ASME	SEC. XI	CATGY EXAM	REMARKS		
NUMBER IDENTIFICATION	ITEM NO	METHOD	PROCEDURE	**CALIBRATION BLOCK**		
-----				-----		

LINE 2-SI-569 (FIG NO A-44)

125200	2-SI-569-21	B-J	PT	12SHP5050NDE001	X	-	-	J.O. 878
	ELBOW TO PIPE	B9.40						

INDIANA MICHIGAN POWER COMPANY
D. C. COOK NUCLEAR PLANT, BRIDGMAN, MI
UNIT 2 COMMERCIAL SERVICE DATE 2-1-1978
NATIONAL BOARD NUMBER 1

DATE: 01/16/91
REVISION: 0

PAGE: 23

COOK NUCLEAR PLANT UNIT 2
SUMMARY OF NONDESTRUCTIVE EXAMINATIONS
OUTAGE 1 (1990), SECOND PERIOD, SECOND INTERVAL
CLASS 1 COMPONENTS

CHEMICAL AND VOLUME CONTROL SYSTEM

SUMMARY EXAMINATION AREA		ASME				N	O	
		SEC. XI				O	G	T
		CATGY	EXAM			R	E	H
NUMBER IDENTIFICATION		ITEM NO	METHOD	PROCEDURE		E	O	E'
						C	M	R
								REMARKS
								CALIBRATION BLOCK

LINE 2-CS-119 (FIG NO A-46A)

130500	2-CS-119-17	B-J	PT	12SHP5050NDE001	X	-	-	J.O. B78
	ELBOW TO PIPE	B9.21						

LINE 2-CS-120 (FIG NO A-47)

135700	2-CS-120-09	B-J	PT	12SHP5050NDE001	X	-	-	J.O. B78
	ELBOW TO PIPE	B9.21						

LINE 2-CS-121 (FIG NO A-48)

136900	2-CS-121-07	B-J	PT	12SHP5050NDE001	X	-	-	J.O. B78
	PIPE TO ELBOW	B9.21						

LINE 2-CS-687 (FIG NO A-49)

137400	2-CS-687-02	B-J	PT	12SHP5050NDE001	X	-	-	J.O. B78
	PIPE TO ELBOW	B9.40						

137800	2-CS-687-06	B-J	PT	12SHP5050NDE001	X	-	-	J.O. B78
	PIPE TO ELBOW	B9.40						

COOK NUCLEAR PLANT UNIT 2
SUMMARY OF NONDESTRUCTIVE EXAMINATIONS
OUTAGE 1 (1990), SECOND PERIOD, SECOND INTERVAL
CLASS 1 COMPONENTS

PAGE: 24

SUMMARY EXAMINATION AREA				ASME	N O	
SEC. XI					O G T	
CATGY EXAM					R E H	
NUMBER	IDENTIFICATION	ITEM NO	METHOD	PROCEDURE	E O E	REMARKS
					C H R	**CALIBRATION BLOCK**
					- - -	

148700	2-RH-32-04	B-J	PT	DCC-PT1/0/0/0	X - -	SWRI
	PIPE TO TEE	B9.11	UT45	DCC-UT31/0/0/0	- X -	
			UT45T		X - -	
						3378029 (8-SS-160-.81)

150000	2-RH-33-14	B-J	PT	DCC-PT1/0/0/0	X - -	SWRI
	ELBOW TO PIPE	B9.11	UT45	DCC-UT31/0/0/0	- X -	
			UT45T		X - -	
						3378032 (14-SS-160-1.40)

COOK NUCLEAR PLANT UNIT 2
SUMMARY OF NONDESTRUCTIVE EXAMINATIONS
OUTAGE 1 (1990), SECOND PERIOD, SECOND INTERVAL
CLASS 1 COMPONENTS

PAGE: 25

				N O
				O G T
				R E H
SUMMARY EXAMINATION AREA	CATGY	EXAM		E O E REMARKS
NUMBER IDENTIFICATION	ITEM NO	METHOD	PROCEDURE	C H R **CALIBRATION BLOCK**
-----	-----	-----	-----	- - - -----

151500	2-WD-821-03 VALVE TO PIPE	B-J B9.40	PT	12SHP5050NDE001	X	-	-	J.O. B78
--------	------------------------------	--------------	----	-----------------	---	---	---	----------

152400	2-WD-822-08	B-J	PT	12SHP5050NDE001	X	-	-	J.O. B78
	TEE TO PIPE	B9.40						

1
2
3
4
5
6
7
8
9
10
11
12
13
14
15
16
17
18
19
20
21
22
23
24
25
26
27
28
29
30
31
32
33
34
35
36
37
38
39
40
41
42
43
44
45
46
47
48
49
50
51
52
53
54
55
56
57
58
59
60
61
62
63
64
65
66
67
68
69
70
71
72
73
74
75
76
77
78
79
80
81
82
83
84
85
86
87
88
89
90
91
92
93
94
95
96
97
98
99
100



INDIANA MICHIGAN POWER COMPANY
D. C. COOK NUCLEAR PLANT, BRIDGMAN, MI
UNIT 2 COMMERCIAL SERVICE DATE 2-1-1978
NATIONAL BOARD NUMBER 1

DATE: 01/16/91
REVISION: 0

PAGE: 26

COOK NUCLEAR PLANT UNIT 2
SUMMARY OF NONDESTRUCTIVE EXAMINATIONS
OUTAGE 1 (1990), SECOND PERIOD, SECOND INTERVAL
CLASS 1 COMPONENTS

REACTOR COOLANT PUMP NO. 21 (FIGURE A-64)

				N	O	REMARKS
				O	G	
				R	E	
				E	O	
SUMMARY EXAMINATION AREA	ASME	SEC. XI	CATGY	EXAM		
NUMBER IDENTIFICATION	ITEM NO	METHOD	PROCEDURE	C	M	R
				-	-	-

CALIBRATION BLOCK

PUMP FLYWHEEL

153500	FLYWHEEL	--	UTO	DCC-UT7/0/0/0	X - -	SWRI - UT OF BORE AND KEYWAYS.
	(IN PLACE)	RG1.14				

RC FLYWHEEL-CS-31-DCC

INDIANA MICHIGAN POWER COMPANY
D. C. COOK NUCLEAR PLANT, BRIDGMAN, MI
UNIT 2 COMMERCIAL SERVICE DATE 2-1-1978
NATIONAL BOARD NUMBER 1

DATE: 01/16/91
REVISION: 0

PAGE: 27

COOK NUCLEAR PLANT UNIT 2
SUMMARY OF NONDESTRUCTIVE EXAMINATIONS
OUTAGE 1 (1990), SECOND PERIOD, SECOND INTERVAL
CLASS 1 COMPONENTS

REACTOR COOLANT PUMP NO. 22 (FIGURE A-64)

		ASME			N	O	
		SEC. XI			O	G	T
		CATGY	EXAM		R	E	H.
SUMMARY	EXAMINATION AREA	ITEM NO	METHOD	PROCEDURE	E	O	E
NUMBER	IDENTIFICATION				C	H	R
							REMARKS
							CALIBRATION BLOCK

PUMP FLYWHEEL

154200	FLYWHEEL	--	HT	DCC-HT1/0/0/0	X	-	-	SWRI
	(WHEN REMOVED)	RG1.14	PT	DCC-PT1/0/0/0	X	-	-	
			UTO	DCC-UT49/0/0/0	X	-	-	
								RC FLYWHEEL-CS-31-DCC

INDIANA MICHIGAN POWER COMPANY
D. C. COOK NUCLEAR PLANT, BRIDGMAN, MI
UNIT 2 COMMERCIAL SERVICE DATE 2-1-1978
NATIONAL BOARD NUMBER 1

DATE: 01/16/91

REVISION: 0

COOK NUCLEAR PLANT UNIT 2

PAGE: 28

**SUMMARY OF NONDESTRUCTIVE EXAMINATIONS
OUTAGE 1 (1990), SECOND PERIOD, SECOND INTERVAL
CLASS 1 COMPONENTS**

REACTOR COOLANT PUMP NO. 23 (FIGURE A-64)

				N	O	
		ASHE		O	G	T
		SEC. XI		R	E	H
SUMMARY EXAMINATION AREA		CATGY	EXAM	E	O	E
NUMBER IDENTIFICATION		ITEM NO	METHOD	C	H	R
			PROCEDURE			REMARKS
						CALIBRATION BLOCK

PUMP FLYWHEEL

154900	FLYWHEEL	--	MT	DCC-MT1/0/0/0	X - -	SWRI
	(WHEN REMOVED)	RG1.14	PT	DCC-PT1/0/0/0	X - -	
			UTO	DCC-UT49/0/0/0	X - -	
						RC FLYWHEEL-CS-31-DCC

INDIANA MICHIGAN POWER COMPANY
D. C. COOK NUCLEAR PLANT, BRIDGMAN, MI
UNIT 2 COMMERCIAL SERVICE DATE 2-1-1978
NATIONAL BOARD NUMBER 1

DATE: 01/16/91
REVISION: 0

PAGE: 29

COOK NUCLEAR PLANT UNIT 2
SUMMARY OF NONDESTRUCTIVE EXAMINATIONS
OUTAGE 1 (1990), SECOND PERIOD, SECOND INTERVAL
CLASS 1 COMPONENTS

REACTOR COOLANT PUMP NO. 24 (FIGURE A-64)

				N	O	REMARKS
				O	G	
				R	E	
				E	O	
SUMMARY EXAMINATION AREA	ASME	SEC. XI	CATGY EXAM	E	O	REMARKS
NUMBER IDENTIFICATION	ITEM NO	METHOD	PROCEDURE	C	H	
-----	-----	-----	-----	-	-	

PUMP FLYWHEEL

155550	FLYWHEEL	--	UTO	DCC-UT7/0/0/0	X	-	-	SWRI - UT OF BORE AND KEYWAYS
	(IN PLACE)	RG1.14						

RC FLYWHEEL-CS-31-DCC

INDIANA MICHIGAN POWER COMPANY
D. C. COOK NUCLEAR PLANT, BRIDGMAN, MI
UNIT 2 COMMERCIAL SERVICE DATE 2-1-1978
NATIONAL BOARD NUMBER 1

DATE: 01/16/91
VISION: 0

COOK NUCLEAR PLANT UNIT 2
SUMMARY OF NONDESTRUCTIVE EXAMINATIONS
OUTAGE 1 (1990), SECOND PERIOD, SECOND INTERVAL
CLASS 1 COMPONENTS

PAGE: 30

VALVE PRESSURE RETAINING BOLTING (2" AND LESS)

SUMMARY EXAMINATION AREA		ASME			N O	REMARKS	
		SEC. XI			O G T		
		CATGY	EXAM				R E H
NUMBER	IDENTIFICATION	ITEM NO	METHOD	PROCEDURE	E O E		
							C H R
							CALIBRATION BLOCK



INDIANA MICHIGAN POWER COMPANY
D. C. COOK NUCLEAR PLANT, BRIDGMAN, MI
UNIT 2 COMMERCIAL SERVICE DATE 2-1-1978
NATIONAL BOARD NUMBER 1

DATE: 01/16/91
REVISION: 0

PAGE: 31

COOK NUCLEAR PLANT UNIT 2
SUMMARY OF NONDESTRUCTIVE EXAMINATIONS
OUTAGE 1 (1990), SECOND PERIOD, SECOND INTERVAL
CLASS 1 COMPONENTS

VALVE PRESSURE RETAINING BOLTING (2" AND LESS)

SUMMARY NUMBER	EXAMINATION AREA IDENTIFICATION	ASME SEC. XI CATGY ITEM NO	EXAM METHOD	PROCEDURE	N O G T R E H E O E C H R	REMARKS **CALIBRATION BLOCK**

LINE 2-SI-60 (FIG NO A-37A)

221450	SI-158-L4 FLANGE BOLTING	B-G-2 B7.70	VT-1	12SHP5050NDE006	X - -	J.O. B78
--------	-----------------------------	----------------	------	-----------------	-------	----------

LINE 2-SI-61 (FIG NO A-38)

221500	SI-158-L1 FLANGE BOLTING	B-G-2 B7.70	VT-1	12SHP5050NDE006	X - -	J.O. B78
--------	-----------------------------	----------------	------	-----------------	-------	----------

LINE 2-RH-32 (FIG NO A-58)

222300	RH-133 FLANGE BOLTING	B-G-2 B7.70	VT-1	12SHP5050NDE006	X - -	J.O. B78
--------	--------------------------	----------------	------	-----------------	-------	----------

LINE 2-RH-33 (FIG NO A-59)

222400	IMO-128 FLANGE BOLTING	B-G-2 B7.70	VT-1	12SHP5050NDE006	X - -	J.O. B78
--------	---------------------------	----------------	------	-----------------	-------	----------

INDIANA MICHIGAN POWER COMPANY
D. C. COOK NUCLEAR PLANT, BRIDGMAN, MI
UNIT 2 COMMERCIAL SERVICE DATE 2-1-1978
NATIONAL BOARD NUMBER 1

DATE: 01/16/91
REVISION: 0

PAGE: 32

COOK NUCLEAR PLANT UNIT 2
SUMMARY OF NONDESTRUCTIVE EXAMINATIONS
OUTAGE 1 (1990), SECOND PERIOD, SECOND INTERVAL
CLASS 1 COMPONENTS

ALOYCO SWING CHECK VALVES (6" NOMINAL)

				N	O	REMARKS
				O	G	
				R	E	
				E	O	
SUMMARY EXAMINATION AREA	SEC. XI	CATGY	EXAM	C	H	R
NUMBER	IDENTIFICATION	ITEM NO	METHOD	PROCEDURE		
				-	-	-

LINE 2-SI-60 (FIG NO A-37A)

225050	SI-158-L4	B-M-2	VT-3	12SHP5050NDE006	-	-	X	J.O. 8004670/B000021 - COMPLETED 1-15-90, DURING SURVEILLANCE OUTAGE. SAME CONDITION AS FOUND AND EVALUATED DURING THE 1988 RFO.
	VALVE BODY INTERNAL SURFACE	B12.50						

LINE 2-SI-61 (FIG NO A-38)

225200	SI-158-L1	B-M-2	VT-3	12SHP5050NDE006	-	-	X	J.O. 8004670/B000021 - COMPLETED 1-15-90, DURING SURVEILLANCE OUTAGE. SAME CONDITION AS FOUND AND EVALUATED DURING THE 1988 RFO.
	VALVE BODY INTERNAL SURFACE	B12.50						

INDIANA MICHIGAN POWER COMPANY
D. C. COOK NUCLEAR PLANT, BRIDGMAN, MI
UNIT 2 COMMERCIAL SERVICE DATE 2-1-1978
NATIONAL BOARD NUMBER 1

DATE: 01/16/91
VISION: 0

PAGE: 33

COOK NUCLEAR PLANT UNIT 2
SUMMARY OF NONDESTRUCTIVE EXAMINATIONS
OUTAGE 1 (1990), SECOND PERIOD, SECOND INTERVAL
CLASS 2 COMPONENTS

STEAM GENERATOR NO. 21 (FIGURE 8-1)

SUMMARY EXAMINATION AREA		ASME			N	O	
		SEC. XI			O	G	T
		CATGY	EXAM		R	E	H.
		ITEM NO	METHOD	PROCEDURE	E	O	E
					C	H	R
							REMARKS
							CALIBRATION BLOCK
NUMBER	IDENTIFICATION						

NOZZLE TO SHELL AND SHELL TO NOZZLE WELDS

300080	STM-21-MSN	C-B	MT	DCC-MT1/0/0/0	X	-	-	SWRI
	SHELL TO NOZZLE	C2.21	UTOL	DCC-UT49/0/0/0	X	-	-	
			UTOW		X	-	-	
			UT45	DCC-UT15/0/0/0	X	-	-	
			UT45T		X	-	-	**PL-3.0-CS-22-DCC**
			UT60		X	-	-	
			UT60T		X	-	-	

INSIDE RADIUS SECTIONS

300090	STM-21-FWN-IRS	C-B	UT25	DCC-UT11/0/0/0	X	-	-	SWRI
		C2.22	UT30		X	-	-	
								IR-CS-33-DCC
300100	STM-21-MSN-IRS	C-B	UT30	DCC-UT11/0/0/0	X	-	-	SWRI
		C2.22						
								IR-CS-33-DCC

INDIANA MICHIGAN POWER COMPANY
D. C. COOK NUCLEAR PLANT, BRIDGMAN, MI
UNIT 2 COMMERCIAL SERVICE DATE 2-1-1978
NATIONAL BOARD NUMBER 1

DATE: 01/16/91

COOK NUCLEAR PLANT UNIT 2

PAGE: 34

VISION: 0

SUMMARY OF NONDESTRUCTIVE EXAMINATIONS
OUTAGE 1 (1990), SECOND PERIOD, SECOND INTERVAL
CLASS 2 COMPONENTS

CHEMICAL AND VOLUME CONTROL TANK (FIGURE B-6)

SUMMARY EXAMINATION AREA NUMBER IDENTIFICATION	ASME SEC. XI CATGY	EXAM ITEM NO	METHOD	PROCEDURE	N O G T R E H E O E C H R	REMARKS
-----	-----	-----	-----	-----	-----	-----
						CALIBRATION BLOCK

CIRCUMFERENTIAL WELDS

300630	2-CVCT-2	C-A	UTOL	DCC-UT49/0/0/0	X - -	SWRI - LIMITED EXAM FROM THE LOWER HEAD
	SHELL TO LOWER HEAD	C1.20	UTOW		X - -	SIDE DUE TO WELDED LEG SUPPORTS.
			UT45	DCC-UT26/0/0/1	- X -	
			UT45T		X - -	
			UT45TAN		X - -	**PL-.312-SS-23R-DCC**

INTEGRALLY WELDED VESSEL SUPPORTS

300650	2-CVCT-2VS-4, 5, & 6	C-C	PT	12SHP5050NDE001	X - -	J.O. B78
		C3.10				

INDIANA MICHIGAN POWER COMPANY
D. C. COOK NUCLEAR PLANT, BRIDGMAN, MI
UNIT 2 COMMERCIAL SERVICE DATE 2-1-1978
NATIONAL BOARD NUMBER 1

DATE: 01/16/91
REVISION: 0

PAGE: 35

COOK NUCLEAR PLANT UNIT 2
SUMMARY OF NONDESTRUCTIVE EXAMINATIONS
OUTAGE 1 (1990), SECOND PERIOD, SECOND INTERVAL
CLASS 2 COMPONENTS

CTS HEAT EXCHANGER EAST (FIGURE B-7)

SUMMARY EXAMINATION AREA		ASME			N	O	
		SEC. XI			O	G	T
		CATGY	EXAM		R	E	H
		ITEM NO	METHOD	PROCEDURE	E	O	E
					C	H	R
							REMARKS
							CALIBRATION BLOCK

CIRCUMFERENTIAL WELDS

300671	E-CTSHX-1	C-A	UTOL	DCC-UT49/0/0/0	X	-	-	SWRI - LIMITED EXAM FORM THE SHELL SIDE
	TUBE SHEET TO SHELL	C1.30	UTOW	DCC-UT49/0/0/1	X	-	-	DUE TO INLET AND OUTLET NOZZLES.
			UT45	DCC-UT45/0/0/0	-	X	-	
			UT45T		-	X	-	
			UT60		X	-	-	**SS-25-DCC/CS-37-DCC**

INDIANA MICHIGAN POWER COMPANY
D. C. COOK NUCLEAR PLANT, BRIDGMAN, MI
UNIT 2 COMMERCIAL SERVICE DATE 2-1-1978
NATIONAL BOARD NUMBER 1

DATE: 01/16/91
VISION: 0

PAGE: 36

COOK NUCLEAR PLANT UNIT 2
SUMMARY OF NONDESTRUCTIVE EXAMINATIONS
OUTAGE 1 (1990), SECOND PERIOD, SECOND INTERVAL
CLASS 2 COMPONENTS

RHR HEAT EXCHANGER EAST (FIGURE B-8)

				N	O	REMARKS
				O	G	
				R	E	
				E	O	
				C	H	
SUMMARY EXAMINATION AREA	ASME	SEC. XI	CATGY EXAM			
NUMBER IDENTIFICATION	ITEM NO	METHOD	PROCEDURE			**CALIBRATION BLOCK**
-----				-	-	-----

CIRCUMFERENTIAL WELDS

300689	E-RHRHEX-1 FLANGE TO SHELL	C-A	UTOL	DCC-UT49/0/0/0	X	-	-	SWRI - LIMITED EXAM FROM THE SHELL SIDE DUE TO INLET/OUTLET NOZZLES. LIMITED EXAM FROM THE FLANGE SIDE DUE TO FLANGE CONFIGURATION. **PL-1.000-SS-27-DCC**
		C1.10	UTOW	DCC-UT49/0/0/1	X	-	-	
			UT45	DCC-UT45/0/0/0	X	-	-	
			UT45T		X	-	-	
			UT60		X	-	-	
			UT60T		X	-	-	



DATE: 01/16/91
REVISION: 0

PAGE: 37

SUMMARY EXAMINATION AREA		ASME	O G T	
		SEC. XI	R E H,	
		CATGY	EXAM	E O E - REMARKS
NUMBER	IDENTIFICATION	ITEM NO	METHOD	PROCEDURE
				C H R
CALIBRATION BLOCK				

300790	W-RHRHEX-OUT	C-B	PT	DCC-PT1/0/0/0	X - -	SWRI - LIMITED EXAM DUE TO THE PROXIMITY
	SHELL TO NOZZLE	C2.21	UT0L	DCC-UT49/0/0/0	X - -	OF W-RHRHEX-1 AND W-RHRHEX-2. NO EXAM
			UT45	DCC-UT45/0/0/0	- X -	NOZZLE SIDE DUE TO CONFIGURATION.
			UT45T		X - -	
			UT60		X - -	**PL-1.000-SS-27-DCC**
			UT60T		X - -	

300830 W-RHRHEX-2VS C-C PT 12SHP5050NDE001 X - - J.O. B78 - LIMITED EXAMINATION (11% OF VESSEL SUPPORT C3.10 WELD NOT EXAMINED) DUE TO PROXIMITY OF SUPPORT STRUCTURE.

INDIANA MICHIGAN POWER COMPANY
D. C. COOK NUCLEAR PLANT, BRIDGMAN, MI
UNIT 2 COMMERCIAL SERVICE DATE 2-1-1978
NATIONAL BOARD NUMBER 1

DATE: 01/16/91
MISSION: 0

COOK NUCLEAR PLANT UNIT 2
SUMMARY OF NONDESTRUCTIVE EXAMINATIONS
OUTAGE 1 (1990), SECOND PERIOD, SECOND INTERVAL
CLASS 2 COMPONENTS

PAGE: 38

BORON INJECTION TANK (FIGURE B-9)

ASHE				N O
SEC. XI				O G T
CATGY EXAM				R E H
SUMMARY EXAMINATION AREA	ITEM NO	METHOD	PROCEDURE	E O E REMARKS
NUMBER IDENTIFICATION				C M R **CALIBRATION BLOCK**
-----	-----	-----	-----	-----

CIRCUMFERENTIAL WELDS

300840	2-BIT-A	C-A	UT0L	DCC-UT49/0/0/0	X	-	-	SWRI
	SHELL TO LOWER HEAD	C1.20	UT0W	DCC-UT15/0/0/1	X	-	-	
			UT45		X	-	-	
			UT45T		X	-	-	
			UT60		X	-	-	**PL-3.0-CSCL-4-DCC**
			UT60T		X	-	-	

INTEGRALLY WELDED VESSEL SUPPORTS

300910 2-BIT-VS-2 C-C HT 12SHP5050NDE002 X - - J.O. B78
C3.10

DATE: 01/16/91
REVISION: 0

PAGE: 39

				N	O	
		ASME		O	G	T
		SEC. XI		R	E	H.
SUMMARY EXAMINATION AREA		CATGY	EXAM	E	O	E
REMARKS						
NUMBER IDENTIFICATION		ITEM NO	METHOD	PROCEDURE	C	H
					R	**CALIBRATION BLOCK**

310310	2-SI-7-31F ELBOW TO PIPE	C-F C5.11	PT	12SHP5050NDE001	X	-	-	J.O. B78
--------	-----------------------------	--------------	----	-----------------	---	---	---	----------

310400	2-SI-7-39F	C-F	PT	12SHP5050NDE001	X	-	-	J.O.	878
	TEE TO VALVE	C5.11							

10730	2-SI-8-31F ELBOW TO PIPE	C-F C5.11	PT	12SHP5050NDE001	X	-	-	J.O.	B78
-------	-----------------------------	--------------	----	-----------------	---	---	---	------	-----

311070	2-SI-9-21S PIPE TO ELBOW	C-F C5.11	PT	12SHP5050NDE001	X	-	-	J.O. B78
--------	-----------------------------	--------------	----	-----------------	---	---	---	----------

311350	2-SI-58-04S	C-F	PT	12SHP5050NDE001	X	-	-	J.O.	878
	PIPE TO ELBOW	C5.11							

311650	2-SI-60-09S	C-F	PT	DCC-PT1/0/0/0	X	-	-	SWRI
	PIPE TO ELBOW	C5.21	UTOL	DCC-UT49/0/0/0	X	-	-	
			UT45	DCC-UT31/0/0/0	-	X	-	
			UT45T		X	-	-	

Page 41

1. The first part of the document is a list of names and dates, which appears to be a record of some kind. The names are written in a cursive script, and the dates are in a standard font. The list is organized into two columns, with names on the left and dates on the right. The names are: John Doe, Jane Smith, and Robert Brown. The dates are: 1890, 1891, and 1892.

2. The second part of the document is a list of names and dates, which appears to be a record of some kind. The names are written in a cursive script, and the dates are in a standard font. The list is organized into two columns, with names on the left and dates on the right. The names are: John Doe, Jane Smith, and Robert Brown. The dates are: 1890, 1891, and 1892.

3. The third part of the document is a list of names and dates, which appears to be a record of some kind. The names are written in a cursive script, and the dates are in a standard font. The list is organized into two columns, with names on the left and dates on the right. The names are: John Doe, Jane Smith, and Robert Brown. The dates are: 1890, 1891, and 1892.

4. The fourth part of the document is a list of names and dates, which appears to be a record of some kind. The names are written in a cursive script, and the dates are in a standard font. The list is organized into two columns, with names on the left and dates on the right. The names are: John Doe, Jane Smith, and Robert Brown. The dates are: 1890, 1891, and 1892.

5. The fifth part of the document is a list of names and dates, which appears to be a record of some kind. The names are written in a cursive script, and the dates are in a standard font. The list is organized into two columns, with names on the left and dates on the right. The names are: John Doe, Jane Smith, and Robert Brown. The dates are: 1890, 1891, and 1892.

6. The sixth part of the document is a list of names and dates, which appears to be a record of some kind. The names are written in a cursive script, and the dates are in a standard font. The list is organized into two columns, with names on the left and dates on the right. The names are: John Doe, Jane Smith, and Robert Brown. The dates are: 1890, 1891, and 1892.

Page 42

DATE: 01/16/91
REVISION: 0

PAGE: 41

EMERGENCY CORE COOLING

				N	O	
		ASME		O	G	T
		SEC. XI		R	E	H
SUMMARY EXAMINATION AREA		CATGY	EXAM	E	O	E
NUMBER IDENTIFICATION		ITEM NO	METHOD	C	H	R
			PROCEDURE			REMARKS
						CALIBRATION BLOCK

NO.	DESCRIPTION	COATING	TYPE	WELD ID	WELD STATUS	REMARKS
312800	2-SI-79-05F-PL 1 THROUGH 4 PIPE LUG	C-C C3.20	PT	12SHP5050NDE001	X - -	J.O. B78
312810	2-SI-79-06S ELBOW TO PIPE	C-F C5.21	PT UTOL UT45 UT45T	DCC-PT1/0/0/0 DCC-UT49/0/0/1 DCC-UT31/0/0/0	X - - X - - X - - X - -	SWRI - LIMITED EXAM FROM THE DOWNSTREAM SIDE DUE TO PIPE SUPPORT. **3378029 (8-SS-160-.81)**
312820	2-SI-79-06S-PL 1 THROUGH 4 PIPE LUG	C-C C3.20	PT	12SHP5050NDE001	X - -	J.O. B78 - 3 OUT OF 8 PIPE LUG WELDS WERE INACCESSIBLE DUE TO THE CLOSE PROXIMITY OF SUPPORT MEMBERS.

313170 2-RH-14-14S C-F PT. 12SHP5050NDE001 X - - J.O. B78
ELBOW TO PIPE C5.11

313440	2-RH-15-12F ELBOW TO PIPE	C-F C5.11	PT	12SHP5050NDE001	X - -	J.O. B78
--------	------------------------------	--------------	----	-----------------	-------	----------

313750	2-RH-16-12S ELBOW TO VALVE	C-F C5.11	PT	12SHP5050NDE001	X	-	-	J.O. B78
--------	-------------------------------	--------------	----	-----------------	---	---	---	----------

13860	2-RH-16-23S	C-F	PT	12SHP5050NDE001	X	-	-	J.O. B78
	PIPE TO ELBOW	C5.11						

INDIANA MICHIGAN POWER COMPANY
D. C. COOK NUCLEAR PLANT, BRIDGMAN, MI
UNIT 2 COMMERCIAL SERVICE DATE 2-1-1978
NATIONAL BOARD NUMBER 1

DATE: 01/16/91
REVISION: 0

PAGE: 42

COOK NUCLEAR PLANT UNIT 2
SUMMARY OF NONDESTRUCTIVE EXAMINATIONS
OUTAGE 1 (1990), SECOND PERIOD, SECOND INTERVAL
CLASS 2 COMPONENTS

EMERGENCY CORE COOLING

SUMMARY EXAMINATION AREA		ASME				N	O	
NUMBER	IDENTIFICATION	SEC. XI	EXAM	METHOD	PROCEDURE	O	G	T
		CATGY				R	E	H
		ITEM NO				E	O	E
						C	H	R
								REMARKS
								CALIBRATION BLOCK

<u>LINE 2-RH-16 (FIG NO B-28)</u>								
313890	2-RH-16-26F ELBOW TO VALVE	C-F C5.11	PT		12SHP505ONDE001	X	-	J.O. B78
<u>LINE 2-RH-17 (FIG NO B-29)</u>								
313960	2-RH-17-08S PIPE TO ELBOW	C-F C5.11	PT		12SHP505ONDE001	X	-	J.O. B78
<u>LINE 2-RH-18 (FIG NO B-30)</u>								
314200	2-RH-18-16S PIPE TO ELBOW	C-F C5.11	PT		12SHP505ONDE001	X	-	J.O. B78 - ADDITIONAL EXAMINATION
314210	2-RH-18-17F ELBOW TO PIPE	C-F C5.11	PT		12SHP505ONDE001	X	-	J.O. B78 - ADDITIONAL EXAMINATION
314220	2-RH-18-18F PIPE TO VALVE	C-F C5.11	PT		12SHP505ONDE001	X	-	J.O. B78
314240	2-RH-18-20S PIPE TO ELBOW	C-F C5.11	PT		12SHP505ONDE001	X	-	J.O. B78 - ADDITIONAL EXAMINATION
314260	2-RH-18-21S ELBOW TO ELBOW	C-F C5.11	PT		12SHP505ONDE001	X	-	J.O. B78 - ADDITIONAL EXAMINATION



COOK NUCLEAR PLANT UNIT 2
SUMMARY OF NONDESTRUCTIVE EXAMINATIONS
OUTAGE 1 (1990), SECOND PERIOD, SECOND INTERVAL
CLASS 2 COMPONENTS

PAGE: 43

SUMMARY EXAMINATION AREA				N	O		
ASME				O	G	T	
SEC. XI				R	E	H	
CATGY EXAM				E	O	E	
NUMBER	IDENTIFICATION	ITEM NO	METHOD	PROCEDURE	C	H	R
				REMARKS			
				CALIBRATION BLOCK			

314270	2-RH-18-22S	C-F	PT	12SHP5050NDE001	X	-	-	J.O. B78 - ADDITIONAL EXAMINATION
	ELBOW TO PIPE	C5.11						

314520	2-RH-19-12F TEE TO PIPE	C-F C5.11	PT	12SHP5050NDE001	X - -	J.O. B78 - ADDITIONAL EXAMINATION
--------	----------------------------	--------------	----	-----------------	-------	-----------------------------------

314600	2-RH-19-20S ELBOW TO PIPE	C-F C5.11	PT	12SHP5050NDE001	X - -	J.O. B78 - ADDITIONAL EXAMINATION
--------	------------------------------	--------------	----	-----------------	-------	-----------------------------------

314610	2-RH-19-21F	C-F	PT	12SHP5050NDE001	X	-	-	J.O. B78
	PIPE TO VALVE	C5.11						

314630	2-RH-19-23S PIPE TO ELBOW	C-F C5.11	PT	12SHP5050NDE001	X - -	J.O. B78 - ADDITIONAL EXAMINATION
--------	------------------------------	--------------	----	-----------------	-------	-----------------------------------

314640 2-RH-19-24S C-F PT 12SHP5050NDE001 X - - J.O. B78 - ADDITIONAL EXAMINATION
ELBOW TO ELBOW C5.11

314730	2-RH-19-36S	C-F	PT	12SHP5050NDE001	X	-	-	J.O. B78
	ELBOW TO ELBOW	C5.11						

10

11

12

13

14

15

16

17

18

19

20

21



COOK NUCLEAR PLANT UNIT 2
SUMMARY OF NONDESTRUCTIVE EXAMINATIONS
OUTAGE 1 (1990), SECOND PERIOD, SECOND INTERVAL
CLASS 2 COMPONENTS

PAGE: 44

SUMMARY EXAMINATION AREA				O G T	
SEC. XI				R E H	
CATGY EXAM				E O E	
NUMBER	IDENTIFICATION	ITEM NO	METHOD	PROCEDURE	REMARKS
					CALIBRATION BLOCK

314770	2-RH-20-02S TEE TO PIPE	C-F C5.11	PT	12SHP5050NDE001	X - -	J.O. B78
314780	2-RH-20-03F TEE TO PIPE	C-F C5.11	PT	12SHP5050NDE001	X - -	J.O. B78 - ADDITIONAL EXAMINATION
314790	2-RH-20-04S PIPE TO PIPE	C-F C5.11	PT	12SHP5050NDE001	X - -	J.O. B78 - ADDITIONAL EXAMINATION
314800	2-RH-20-05S PIPE TO PIPE	C-F C5.11	PT	12SHP5050NDE001	X - -	J.O. B78 - ADDITIONAL EXAMINATION
314820	2-RH-20-07S ELBOW TO PIPE	C-F C5.11	PT	12SHP5050NDE001	X - -	J.O. B78 - ADDITIONAL EXAMINATION
314840	2-RH-20-09F ELBOW TO VALVE	C-F C5.11	PT	12SHP5050NDE001	X - -	J.O. B78 - ADDITIONAL EXAMINATION
314880	2-RH-20-12S PIPE TO ELBOW	C-F C5.11	PT	12SHP5050NDE001	- - X	J.O. B78 - TWO INDICATIONS WITH DIMENSIONS OF UP TO .25". INDICATIONS WERE REMOVED AND WELD WAS REEXAMINED.

315050	2-RH-21-02S	C-F	PT	12SHP5050NDE001	X	-	-	J.O. B78
	TEE TO PIPE	C5.11						

COOK NUCLEAR PLANT UNIT 2
SUMMARY OF NONDESTRUCTIVE EXAMINATIONS
OUTAGE 1 (1990), SECOND PERIOD, SECOND INTERVAL
CLASS 2 COMPONENTS

PAGE: 45

SUMMARY EXAMINATION AREA				REMARKS	
NUMBER	IDENTIFICATION	ITEM NO	METHOD	PROCEDURE	**CALIBRATION BLOCK**

COOK NUCLEAR PLANT UNIT 2
SUMMARY OF NONDESTRUCTIVE EXAMINATIONS
OUTAGE 1 (1990), SECOND PERIOD, SECOND INTERVAL
CLASS 2 COMPONENTS

PAGE: 46

SUMMARY EXAMINATION AREA				ASME	N O	
SEC. XI				SEC. XI	O G T	
CATGY EXAM				CATGY EXAM	R E H	
NUMBER	IDENTIFICATION	ITEM NO	METHOD	PROCEDURE	E O E	REMARKS
					C H R	**CALIBRATION BLOCK**

316160	2-CS-79-05S ELBOW TO PIPE	C-F C5.11	PT	12SHP5050NDE001	X	-	-	J.O. B78
316170	2-CS-79-06S PIPE TO REDUCER	C-F C5.11	PT	12SHP5050NDE001	X	-	-	J.O. B78



INDIANA MICHIGAN POWER COMPANY
D. C. COOK NUCLEAR PLANT, BRIDGMAN, MI
UNIT 2 COMMERCIAL SERVICE DATE 2-1-1978
NATIONAL BOARD NUMBER 1

DATE: 01/16/91
VISION: 0

PAGE: 47

COOK NUCLEAR PLANT UNIT 2
SUMMARY OF NONDESTRUCTIVE EXAMINATIONS
OUTAGE 1 (1990), SECOND PERIOD, SECOND INTERVAL
CLASS 2 COMPONENTS

CONTAINMENT SPRAY SYSTEM

SUMMARY EXAMINATION AREA		ASHE			N	O	
		SEC. XI			O	G	T
		CATGY	EXAM		R	E	H
		ITEM NO	METHOD	PROCEDURE	E	O	E
NUMBER	IDENTIFICATION				C	H	R
							REMARKS
							CALIBRATION BLOCK
<hr/>							
<u>LINE 2-CTS-10 (FIG NO B-44)</u>							
316420	2-CTS-10-01F PUMP TO REDUCER	C-F C5.11	PT	12SHP5050NDE001	X	-	J.O. B78 - ADDITIONAL EXAMINATION
316430	2-CTS-10-02S REDUCER TO PIPE	C-F C5.11	PT	12SHP5050NDE001	X	-	J.O. B78 - ADDITIONAL EXAMINATION
316460	2-CTS-10-04F VALVE TO TEE	C-F C5.11	PT	12SHP5050NDE001	X	-	J.O. B78 - ADDITIONAL EXAMINATION
316480	2-CTS-10-06S PIPE TO ELBOW	C-F C5.11	PT	12SHP5050NDE001	X	-	J.O. B78 - ADDITIONAL EXAMINATION
316570	2-CTS-10-15S ELBOW TO PIPE	C-F C5.11	PT	12SHP5050NDE001	X	-	J.O. B78 - ADDITIONAL EXAMINATION
316580	2-CTS-10-16S PIPE TO ELBOW	C-F C5.11	PT UTOL UT45 UT45T	DCC-PT1/0/0/0 DCC-UT49/0/0/0 DCC-UT35/0/0/0	X X X X	- - - -	SWRI
							10-SS-40-.365-26-DCC

LINE 2-CTS-11 (FIG NO B-45)

316760	2-CTS-11-02S REDUCER TO PIPE	C-F C5.11	PT	12SHP5050NDE001	X	-	J.O. B78 - ADDITIONAL EXAMINATION
--------	---------------------------------	--------------	----	-----------------	---	---	-----------------------------------



INDIANA MICHIGAN POWER COMPANY
D. C. COOK NUCLEAR PLANT, BRIDGMAN, MI
UNIT 2 COMMERCIAL SERVICE DATE 2-1-1978
NATIONAL BOARD NUMBER 1

DATE: 01/16/91
REVISION: 0

PAGE: 48

COOK NUCLEAR PLANT UNIT 2
SUMMARY OF NONDESTRUCTIVE EXAMINATIONS
OUTAGE 1 (1990), SECOND PERIOD, SECOND INTERVAL
CLASS 2 COMPONENTS

CONTAINMENT SPRAY SYSTEM

SUMMARY NUMBER	EXAMINATION AREA IDENTIFICATION	ASME SEC. XI CATGY ITEM NO	EXAM METHOD	PROCEDURE	N O G T R E H E O E C M R	REMARKS **CALIBRATION BLOCK**

LINE 2-CTS-11 (FIG NO B-45)

316780	2-CTS-11-04F ELBOW TO VALVE	C-F C5.11	PT	12SHP5050NDE001	X - -	J.O. B78 - ADDITIONAL EXAMINATION
316820	2-CTS-11-08S REDUCER TO PIPE	C-F C5.11	PT	12SHP5050NDE001	X - -	J.O. B78
316830	2-CTS-11-09F PIPE TO VALVE	C-F C5.11	PT UTOL UT45 UT45T	DCC-PT1/0/0/0 DCC-UT49/0/0/0 DCC-UT35/0/0/1	X - - X - - X - - X - -	SWRI **6-SS-40-.280-28-DCC**
316920	2-CTS-11-17F PIPE TO PIPE	C-F C5.11	PT	12SHP5050NDE001	X - -	J.O. B78 - ADDITIONAL EXAMINATION
316930	2-CTS-11-18S PIPE TO FLANGE	C-F C5.11	PT	12SHP5050NDE001	X - -	J.O. B78 - ADDITIONAL EXAMINATION
316940	2-CTS-11-19S FLANGE TO PIPE	C-F C5.11	PT	12SHP5050NDE001	X - -	J.O. B78 - ADDITIONAL EXAMINATION

LINE 2-CTS-12 (FIG NO B-46)

317100	2-CTS-12-03F VALVE TO PIPE	C-F C5.11	PT UTOL UT45 UT45T	DCC-PT1/0/0/0 DCC-UT49/0/0/0 DCC-UT35/0/0/1	X - - X - - X - - X - -	SWRI **8-SS-40-.322-17-DCC**
--------	-------------------------------	--------------	-----------------------------	---	----------------------------------	---



DATE: 01/16/91
REVISION: 0

PAGE: 49

CONTAINMENT SPRAY SYSTEM

Page 51

DATE: 01/16/91
REVISION: 0

PAGE: 50

CONTAINMENT SPRAY SYSTEM

SUMMARY EXAMINATION AREA				ASME	N O	
				SEC. XI	O G T	
				CATGY EXAM	R E H	
NUMBER	IDENTIFICATION	ITEM NO	METHOD	PROCEDURE	E O E	REMARKS
					C H R	**CALIBRATION BLOCK**

318000	2-CTS-15-07S	C-F	PT	DCC-PT1/0/0/0	X - -	SWRI
	ELBOW TO PIPE	C5.11	UTOL	DCC-UT49/0/0/0		
			UT45	DCC-UT41/0/0/0	- X -	
			UT45T		X - -	
						8-SS-40-.322-17-DCC

COOK NUCLEAR PLANT UNIT 2
SUMMARY OF NONDESTRUCTIVE EXAMINATIONS
OUTAGE 1 (1990), SECOND PERIOD, SECOND INTERVAL
CLASS 2 COMPONENTS

PAGE: 51

				N	O		
				O	G	T	
				R	E	H	
SUMMARY EXAMINATION AREA	CATGY	EXAM		E	O	E	REMARKS
NUMBER IDENTIFICATION	ITEM NO	METHOD	PROCEDURE	C	H	R	**CALIBRATION BLOCK**

319030	2-FW-73-12S	C-F	MT	DCC-MT1/0/0/0	X	-	-	SWRI
	PIPE TO ELBOW	C5.21	UTOL	DCC-UT49/0/0/0	X	-	-	
			UT45	DCC-UT41/0/0/0	-	X	-	
			UT45T		X	-	-	
								14-CS-80-.750-12-DCC

0150	2-FW-73-41	C-F	MT	12SHP5050NDE002	X	-	-	J.O. B78
	SADDLE TO BRANCH CONNECTION	C5.21						

319170	2-FW-74-01F	C-C	MT	12SHP5050NDE002	X	-	-	J.O. 878
	PENETRATION SUPPORT WELD	C3.20						

320390	2-FW-81-08S	C-F	MT	12SHP5050NDE002	X	-	-	J.O. B78
	ELBOW TO PIPE	C5.11						

INDIANA MICHIGAN POWER COMPANY
D. C. COOK NUCLEAR PLANT, BRIDGMAN, MI
UNIT 2 COMMERCIAL SERVICE DATE 2-1-1978
NATIONAL BOARD NUMBER 1

DATE: 01/16/91
REVISION: 0

PAGE: 52

COOK NUCLEAR PLANT UNIT 2
SUMMARY OF NONDESTRUCTIVE EXAMINATIONS
OUTAGE 1 (1990), SECOND PERIOD, SECOND INTERVAL
CLASS 2 COMPONENTS

MAIN STEAM SYSTEM

SUMMARY EXAMINATION AREA		ASME			N	O	
		SEC. XI			O	G	T
		CATGY	EXAM		R	E	H
		ITEM NO	METHOD	PROCEDURE	E	O	E
NUMBER	IDENTIFICATION				C	H	R
							REMARKS
							CALIBRATION BLOCK
-----		-----	-----	-----	-	-	-----

LINE 2-MS-96 (FIG NO B-69)

322310	2-MS-96-32	C-F	MT	12SHP5050NDE002	X	-	-	J.O. B78
	SADDLE TO BRANCH CONNECTION	C5.21						

LINE 2-MS-196 (FIG NO B-73)

322880	2-MS-196-08S	C-F	MT	12SHP5050NDE002	X	-	-	J.O. B78
	PIPE TO ELBOW	C5.11						

INDIANA MICHIGAN POWER COMPANY
D. C. COOK NUCLEAR PLANT, BRIDGMAN, MI
UNIT 2 COMMERCIAL SERVICE DATE 2-1-1978
NATIONAL BOARD NUMBER 1

DATE: 01/16/91
REVISION: 0

COOK NUCLEAR PLANT UNIT 2
SUMMARY OF NONDESTRUCTIVE EXAMINATIONS
OUTAGE 1 (1990), SECOND PERIOD, SECOND INTERVAL
CLASS 2 COMPONENTS

PAGE: 53

MAIN STEAM ISOLATION VALVE-LINE 2-HS-90 (FIGURES B

SUMMARY EXAMINATION AREA		ASME			N	O	
		SEC. XI			O	G	T
		CATGY	EXAM		R	E	H
		ITEM NO	METHOD	PROCEDURE	E	O	E
NUMBER	IDENTIFICATION				C	H	R
							REMARKS
							CALIBRATION BLOCK

VALVE BODY WELDS

322950	MSIV-MRV-210-1	C-G	HT	12SHP5050NDE002	X	-	-	J.O. B78
	CYLINDER WELD	C6.20						

INDIANA MICHIGAN POWER COMPANY
D. C. COOK NUCLEAR PLANT, BRIDGMAN, MI
UNIT 2 COMMERCIAL SERVICE DATE 2-1-1978
NATIONAL BOARD NUMBER 1

DATE: 01/16/91
VISION: 0

PAGE: 54

COOK NUCLEAR PLANT UNIT 2
SUMMARY OF NONDESTRUCTIVE EXAMINATIONS
OUTAGE 1 (1990), SECOND PERIOD, SECOND INTERVAL
CLASS 1 COMPONENTS

PRESSURIZER (FIGURE A-4)

				N	O		
				O	G	T	
				R	E	H	
				E	O	E	
				C	H	R	
SUMMARY EXAMINATION AREA		CATGY	EXAM				REMARKS
NUMBER IDENTIFICATION		ITEM NO	METHOD	PROCEDURE			**CALIBRATION BLOCK**
-----				-	-	-	-----

SUPPORT COMPONENT

600002	2-PRZ-SUPPORT	F-A	VT-3	12SHP5050NDE006	X	-	-	J.O. B78
		F1.00						

COOK NUCLEAR PLANT UNIT 2
SUMMARY OF NONDESTRUCTIVE EXAMINATIONS
OUTAGE 1 (1990), SECOND PERIOD, SECOND INTERVAL
CLASS 1 COMPONENTS

PAGE: 55

SUMMARY EXAMINATION AREA
NUMBER IDENTIFICATION

CATGY	EXAM
ITEM NO	METHOD

N O
O G T
R E H
E O E
C N R

REMARKS
 CALIBRATION BLOCK

600005 STH-22-SUPPORT

F-B VT-3 12SHP5050NDE006 X - - J.O. 878
F2.00

INDIANA MICHIGAN POWER COMPANY
D. C. COOK NUCLEAR PLANT, BRIDGMAN, MI
UNIT 2 COMMERCIAL SERVICE DATE 2-1-1978
NATIONAL BOARD NUMBER 1

DATE: 01/16/91
REVISION: 0

PAGE: 56

COOK NUCLEAR PLANT UNIT 2
SUMMARY OF NONDESTRUCTIVE EXAMINATIONS
OUTAGE 1 (1990), SECOND PERIOD, SECOND INTERVAL
CLASS 1 COMPONENTS

EMERGENCY CORE COOLING

SUMMARY EXAMINATION AREA		ASME				N	O	
		SEC. XI				O	G	T
		CATGY	EXAM			R	E	H
		ITEM NO	METHOD	PROCEDURE		E	O	E
NUMBER	IDENTIFICATION					C	H	R
								REMARKS
								CALIBRATION BLOCK
<u>LINE 2-SI-56 (FIG NO A-33)</u>								
605800	2-GSI-R-550 REV. 0 PIPE SUPPORT COMPONENT	F-B F2.00	VT-3	12SHP5050NDE006	X - -			J.O. B000137
<u>LINE 2-SI-58 (FIG NO A-35)</u>								
606400	2-GSI-R-546 REV. 2 PIPE SUPPORT COMPONENT	F-B F2.00	VT-3	12SHP5050NDE006	X - -			J.O. B000137
<u>LINE 2-SI-59 (FIG NO A-36)</u>								
606700	2-GSI-R-549 REV. 2 PIPE SUPPORT COMPONENT	F-B F2.00	VT-3	12SHP5050NDE006	X - -			J.O. B000137
<u>LINE 2-SI-60 (FIG NO A-37)</u>								
607000	2-GSI-R-666 REV. 1 PIPE SUPPORT COMPONENT	F-C F3.00	VT-3	12SHP5050NDE006	X - -			J.O. B000137
<u>LINE 2-SI-62 (FIG NO A-39)</u>								
607100	2-GSI-R-658 REV. 2 PIPE SUPPORT COMPONENT	F-C F3.00	VT-3	12SHP5050NDE006	X - -			J.O. B000137
<u>LINE 2-SI-566 (FIG NO A-41)</u>								
607300	2-GSI-R-717 REV. 1 PIPE SUPPORT COMPONENT	F-B F2.00	VT-3	12SHP5050NDE006	X - -			J.O. B000137

INDIANA MICHIGAN POWER COMPANY
D. C. COOK NUCLEAR PLANT, BRIDGMAN, MI
UNIT 2 COMMERCIAL SERVICE DATE 2-1-1978
NATIONAL BOARD NUMBER 1

DATE: 01/16/91

VISION: 0.

COOK NUCLEAR PLANT UNIT 2

PAGE: 57

SUMMARY OF NONDESTRUCTIVE EXAMINATIONS
OUTAGE 1 (1990), SECOND PERIOD, SECOND INTERVAL
CLASS 1 COMPONENTS

EMERGENCY CORE COOLING

SUMMARY EXAMINATION AREA		ASHE			N	O	
		SEC. XI			O	G	T
		CATGY	EXAM		R	E	H
		ITEM NO	METHOD	PROCEDURE	E	O	E
NUMBER	IDENTIFICATION				C	M	R
							REMARKS
							CALIBRATION BLOCK

LINE 2-SI-567 (FIG NO A-42)

607600 2-GSI-R-559 REV. 3 F-B VT-3 12SHP5050NDE006 X - - J.O. B000137
PIPE SUPPORT COMPONENT F2.00

607700 2-GSI-R-637 REV. 3 F-B VT-3 12SHP5050NDE006 X - - J.O. B000137
PIPE SUPPORT COMPONENT F2.00

LINE 2-SI-568 (FIG NO A-43)

608000 2-GSI-R-576 REV. 1 F-B VT-3 12SHP5050NDE006 X - - J.O. B000137
PIPE SUPPORT COMPONENT F2.00

608100 2-GSI-R-577 REV. 1 F-C VT-3 12SHP5050NDE006 X - - J.O. B000137
PIPE SUPPORT COMPONENT F3.00

608200 2-GSI-R-578 REV. 3 F-C VT-3 12SHP5050NDE006 - - X J.O. B000137 - PROBLEM REPORT 90-897;
PIPE SUPPORT COMPONENT F3.00 ACCEPTABLE PER AEPSC-S&ADSN.

LINE 2-SI-569 (FIG NO A-44)

608600 2-GSI-R-590 REV. 2 F-C VT-3 12SHP5050NDE006 - - X J.O. B000137 - PROBLEM REPORT 90-857;
PIPE SUPPORT COMPONENT F3.00 ACCEPTABLE PER AEPSC S&ADSN.

LINE 2-RH-33 (FIG NO A-59)

609500 2-GRH-R-507 REV. 1 F-B VT-3 12SHP5050NDE006 X - - J.O. B000137
PIPE SUPPORT COMPONENT F2.00

100

100

100

100

100



INDIANA MICHIGAN POWER COMPANY
D. C. COOK NUCLEAR PLANT, BRIDGMAN, MI
UNIT 2 COMMERCIAL SERVICE DATE 2-1-1978
NATIONAL BOARD NUMBER 1

DATE: 01/16/91
VISION: 0

PAGE: 58

COOK NUCLEAR PLANT UNIT 2
SUMMARY OF NONDESTRUCTIVE EXAMINATIONS
OUTAGE 1 (1990), SECOND PERIOD, SECOND INTERVAL
CLASS 2 COMPONENTS

CHEMICAL AND VOLUME CONTROL TANK (FIGURE B-6)

				N	O	REMARKS
				O	G	
				R	E	
				E	O	
SUMMARY EXAMINATION AREA	ASME	SEC. XI	CATGY	EXAM	PROCEDURE	
NUMBER IDENTIFICATION	ITEM NO	METHOD				
						CALIBRATION BLOCK

SUPPORT COMPONENT

700080	2-CVCT-SC-2	F-B	VT-3	12SHP5050NDE006	X - -	J.O. B78
		F2.00				
700090	2-CVCT-SC-3	F-B	VT-3	12SHP5050NDE006	X - -	J.O. B78
		F2.00				

COOK NUCLEAR PLANT UNIT 2
SUMMARY OF NONDESTRUCTIVE EXAMINATIONS
OUTAGE 1 (1990), SECOND PERIOD, SECOND INTERVAL
CLASS 2 COMPONENTS

VISION: 0

PAGE: 59

SUMMARY OF NONDESTRUCTIVE EXAMINATIONS
OUTAGE 1 (1990), SECOND PERIOD, SECOND INTERVAL
CLASS 2 COMPONENTS

SUMMARY EXAMINATION AREA				N O		
ASHE				O G T		
SEC. XI				R E H		
CATGY		EXAM		E O E	REMARKS	
NUMBER	IDENTIFICATION	ITEM NO	METHOD	PROCEDURE	C H R	**CALIBRATION BLOCK**

700150	E-RHRHEX-SC-1	F-B	VT-3	12SHP5050NDE006	X	-	-	J.O. B78
		F2.00						

COOK NUCLEAR PLANT UNIT 2
SUMMARY OF NONDESTRUCTIVE EXAMINATIONS
OUTAGE 1 (1990), SECOND PERIOD, SECOND INTERVAL
CLASS 2 COMPONENTS

PAGE: 60

ASME				N O
SEC. XI				O G T
CATGY EXAM				R E H
SUMMARY EXAMINATION AREA	CATGY	EXAM		E O E
NUMBER IDENTIFICATION	ITEM NO	METHOD	PROCEDURE	C H R
				REMARKS
				CALIBRATION BLOCK

700200 2-BIT-CS-2 F-B VT-3 12SHP5050NDE006 X - - J.O. B78
F2.00

天
下
之
事

無
不
有
其
理

也

故
曰
理
之
在
天
下
也
猶
水
之
有
於
地
也

無
時
而
不
有
也

故
曰

理
之
在
天
下
也

猶
水
之
有
於
地
也

無
時
而
不
有
也

故
曰

理
之
在
天
下
也

DATE: 01/16/91
REVISION: 0

PAGE: 61

				N	O	
		ASHE		O	G	T
		SEC. XI		R	E	H
SUMMARY EXAMINATION AREA		CATGY	EXAM	E	O	E
REMARKS						
NUMBER IDENTIFICATION		ITEM NO	METHOD	PROCEDURE	C	H
					R	**CALIBRATION BLOCK**

711100	2-GSI-R-551 REV. 1	F-B	VT-3	12SHP0505NDE006	X	-	-	J.O. B000137
	PIPE SUPPORT COMPONENT	F2.00						

711200	2-GSI-R-544 REV. 2	F-B	VT-3	12SHP5050NDE006	X	-	-	J.O. B000137
	PIPE SUPPORT COMPONENT	F2.00						

711300 2-GSI-R-547 REV. 2 F-B VT-3 12SHP5050NDE006 - - X J.O. 8000137 - PROBLEM REPORT PR90-893;
PIPE SUPPORT COMPONENT F2.00 ACCEPTABLE PER AEPSC-S&ADSN.

711400	2-GSI-R-548 REV. 1	F-B	VT-3	12SHP5050NDE006	X	-	-	J.O. B000137
	PIPE SUPPORT COMPONENT	F2.00						

711510	2-GSI-R-535 REV. 2	F-B	VT-3	12SHP5050NDE006	X	-	-	J.O. B000137
	PIPE SUPPORT COMPONENT	F2.00						

711530	2-GSI-R-536 REV. 3 PIPE SUPPORT COMPONENT	F-B F2.00	VT-3	12SHP5050NDE006	- - X	J.O. B000137 - PROBLEM REPORT PR90-895; ACCEPTABLE PER AEPSC-S&ADSN.
--------	--	--------------	------	-----------------	-------	---

11540	2-GSI-R-537 REV. 2 PIPE SUPPORT COMPONENT	F-B F2.00	VT-3	12SHP050NDE006 - - X	J.O. B000137 - PROBLEM REPORT PR90-894; ACCEPTABLE PER AEPSC-S&ADSN.
-------	--	--------------	------	----------------------	---

INDIANA MICHIGAN POWER COMPANY
D. C. COOK NUCLEAR PLANT, BRIDGMAN, MI
UNIT 2 COMMERCIAL SERVICE DATE 2-1-1978
NATIONAL BOARD NUMBER 1

DATE: 01/16/91
DIVISION: 0

COOK NUCLEAR PLANT UNIT 2
SUMMARY OF NONDESTRUCTIVE EXAMINATIONS
OUTAGE 1 (1990), SECOND PERIOD, SECOND INTERVAL
CLASS 2 COMPONENTS

PAGE: 62

EMERGENCY CORE COOLING

SUMMARY EXAMINATION AREA		ASME			N	O	REMARKS
		SEC. XI			O	G	
		CATGY	EXAM	PROCEDURE	R	E	
		ITEM NO	METHOD		E	O	
NUMBER	IDENTIFICATION				C	H	
							CALIBRATION BLOCK

<u>LINE 2-SI-60 (FIG NO B-17 & B-1)</u>							
711550	2-GSI-R-538 REV. 2 PIPE SUPPORT COMPONENT	F-B F2.00	VT-3	12SHP5050NDE006	-	-	X J.O. B000137 - PROBLEM REPORT PR90-892; ACCEPTABLE PER AEPSC-S&ADSN.
711560	2-GSI-R-539 REV. 4 PIPE SUPPORT COMPONENT	F-B F2.00	VT-3	12SHP5050NDE006	-	-	X J.O. B000137 - PROBLEM REPORT PR90-891; DESIGN/AS-FOUND DISCREPANCIES - DID NOT EFFECT SYSTEM OPERABILITY BUT WAS REPAIRED TO MEET ORIGINAL DESIGN INTENT.
711570	2-GSI-V-673 REV. 3 PIPE SUPPORT COMPONENT	F-C F3.00	VT-3 VT-4	12SHP5050NDE006	X	-	- J.O. B000137 X - -
711580	2-GSI-R-672 REV. 1 PIPE RESTRAINT COMPONENT	F-C F3.00	VT-3 VT-4	12SHP5050NDE006	-	-	X J.O. B000137 - PROBLEM REPORT PR90-889; ACCEPTABLE PER AEPSC-S&ADSN.
711590	2-GSI-R-665 REV. 2 PIPE SUPPORT COMPONENT	F-C F3.00	VT-3	12SHP5050NDE006	X	-	- J.O. B000137
<u>LINE 2-SI-62 (FIG NO B-19 & B-2)</u>							
711600	2-GSI-R-543 REV. 2 PIPE SUPPORT COMPONENT	F-B F2.00	VT-3	12SHP5050NDE006	-	-	X J.O. B000137 - PROBLEM REPORT PR90-896; ACCEPTABLE PER AEPSC-S&ADSN.
711610	2-GSI-R-555 REV. 3 PIPE SUPPORT COMPONENT	F-B F2.00	VT-3	12SHP5050NDE006	-	-	X J.O. B000137 - NUT MISSING ON ONE ANCHOR BOLT. REPLACED AND REEXAMINED.
1620	2-GSI-R-554 REV. 2 PIPE SUPPORT COMPONENT	F-B F2.00	VT-3	12SHP5050NDE006	X	-	- J.O. B000137

INDIANA MICHIGAN POWER COMPANY
D. C. COOK NUCLEAR PLANT, BRIDGMAN, MI
UNIT 2 COMMERCIAL SERVICE DATE 2-1-1978
NATIONAL BOARD NUMBER 1

DATE: 01/16/91
VISION: 0

COOK NUCLEAR PLANT UNIT 2
SUMMARY OF NONDESTRUCTIVE EXAMINATIONS
OUTAGE 1 (1990), SECOND PERIOD, SECOND INTERVAL
CLASS 2 COMPONENTS

PAGE: 63

EMERGENCY CORE COOLING

					N .	O	
					O	G	T
					R	E	H
SUMMARY EXAMINATION AREA					E	O	E
NUMBER IDENTIFICATION					C	M	R
					REMARKS		
					CALIBRATION BLOCK		

CALIBRATION BLOCK

LINE 2-SI-62 (FIG NO B-19 & B-2)

711640 2-GSI-R-664 REV. 2 F-B VT-3 12SHP5050NDE006 X - - J.O. B000137
PIPE SUPPORT COMPONENT F2.00

711650 2-GSI-R-661 REV. 1 F-B VT-3 12SHP5050NDE006 X - - J.O. B000137
PIPE SUPPORT COMPONENT F2.00

711660 2-GSI-R-660 REV. 4 F-B VT-3 12SHP5050NDE006 X - - J.O. B000137
PIPE SUPPORT COMPONENT F2.00

LINE 2-SI-76 (FIG NO B-21)

711670 2-GSI-R-663 REV. 4 F-B VT-3 12SHP5050NDE006 X - - J.O. B000137
PIPE SUPPORT COMPONENT F2.00

LINE 2-SI-77 (FIG NO B-22)

711680 2-GSI-R-662 REV. 1 F-C VT-3 12SHP5050NDE006 X - - J.O. B000137
PIPE SUPPORT COMPONENT F3.00

LINE 2-SI-78 (FIG NO B-23)

711690 2-GSI-R-671 REV. 2 F-B VT-3 12SHP5050NDE006 X - - J.O. B000137
PIPE SUPPORT COMPONENT F2.00

LINE 2-SI-79 (FIG NO B-24 & B-2)

1700 2-GSI-R-667 REV. 1 F-C VT-3 12SHP5050NDE006 - - X J.O. B000137 - PROBLEM REPORT PR90-923 -
PIPE SUPPORT COMPONENT F3.00 LACK OF FULL THREAD ENGAGEMENT ON PIPE
CLAMP. REPAIRED.



INDIANA MICHIGAN POWER COMPANY
D. C. COOK NUCLEAR PLANT, BRIDGMAN, MI
UNIT 2 COMMERCIAL SERVICE DATE 2-1-1978
NATIONAL BOARD NUMBER 1

DATE: 01/16/91
REVISION: 0

COOK NUCLEAR PLANT UNIT 2
SUMMARY OF NONDESTRUCTIVE EXAMINATIONS
OUTAGE 1 (1990), SECOND PERIOD, SECOND INTERVAL
CLASS 2 COMPONENTS

PAGE: 64

EMERGENCY CORE COOLING

SUMMARY NUMBER	EXAMINATION AREA IDENTIFICATION	ASHE SEC. XI CATGY ITEM NO	EXAM METHOD	PROCEDURE	N O O G T R E H E O E C M R			REMARKS **CALIBRATION BLOCK**

LINE 2-SI-79 (FIG NO B-24 & B-2)

711710	2-GSI-R-668 REV. 1 PIPE SUPPORT COMPONENT	F-C F3.00	VT-3	12SHP5050NDE006	X	-	-	J.O. B000137
711720	2-GSI-R-669 REV. 1 PIPE SUPPORT COMPONENT	F-B F2.00	VT-3	12SHP5050NDE006	-	-	X	J.O. B000137 - PROBLEM REPORT PR90-924 - ACCEPTABLE PER AEPSC-S&ADSN.

LINE 2-RH-31 (FIG NO B-37 & B-3)

715310	2-GRH-R-505 REV. 4 PIPE SUPPORT COMPONENT	F-B F2.00	VT-3	12SHP5050NDE006	X	-	-	J.O. B000137
715320	2-GRH-R-503 REV. 4 PIPE SUPPORT COMPONENT	F-B F2.00	VT-3	12SHP5050NDE006	X	-	-	J.O. B000137
715330	2-GRH-R-500 REV. 3 PIPE SUPPORT COMPONENT	F-B F2.00	VT-3	12SHP5050NDE006	X	-	-	J.O. B000137
715340	2-GRH-R-501 REV. 5 PIPE SUPPORT COMPONENT	F-B F2.00	VT-3	12SHP5050NDE006	-	-	X	J.O. B000137 - ANCHOR BOLT NUT NOT SECURED TO BASE PLATE. REPAIRED AND REEXAMINED.
715350	2-GRH-R-502 REV. 3 PIPE SUPPORT COMPONENT	F-B F2.00	VT-3	12SHP5050NDE006	X	-	-	J.O. B000137

LINE 2-RH-33 (FIG NO B-40)

715400	2-GRH-R-506 REV. 3 PIPE SUPPORT COMPONENT	F-B F2.00	VT-3	12SHP5050NDE006	X	-	-	J.O. B000137
--------	--	--------------	------	-----------------	---	---	---	--------------

1.

2.

3.

4.

5.

6.

7.

8.

9.

10.

11.

12.

13.

14.

15.

16.

17.

18.

19.

20.

21.

22.

23.

24.

25.

26.

27.

28.

29.

30.



INDIANA MICHIGAN POWER COMPANY
D. C. COOK NUCLEAR PLANT, BRIDGMAN, MI
UNIT 2 COMMERCIAL SERVICE DATE 2-1-1978
NATIONAL BOARD NUMBER 1



Date January 30, 1991

Subject Unit 2 Tech. Spec./ISI Snubber Examinations and Tests
Performed After May 15, 1991 to the End of the Unit 2, 1990
Refueling Outage.

From D.C. Boes

To C.A. Freer

In response to J. Fitchuk's request, the Unit 2 Tech. Spec./ISI snubber examination and test results for the period of May 15, 1990 to the end of the Unit 2 Refueling Outage are noted below.

Note that the examinations (visual) are separated into three (3) categories, Grinnell "Accessible", Grinnell "Inaccessible", and "Steam Generator". The functional test surveillances are separated into two (2) categories, "Grinnell" and "Steam Generator".

Lists of those snubbers classified as "accessible," "inaccessible," and "Steam Generator" are attached for your information and use.

I VISUAL EXAMINATIONS

<u>Category</u>	<u>Compl. Date</u>	<u>Comments/Results</u>
a.Grinnell "accessible"	05-18-90	two failures per T.S. 3/4.7.7 2-GCTS-S115(S) 2-GCTS-S116(W) all others acceptable
	09-29-90	all acceptable
b.Grinnell "inaccessible"	09-04-90	all acceptable
	09-27-90	all acceptable
c.Steam Generator	07-13-90	all acceptable
	10-02-90	all acceptable

II FUNCTIONAL TESTS

<u>Category</u>	<u>Compl. Date</u>	<u>Comments/Results</u>
a.Grinnell	09-28-90	two failures see attached sheet
b.Steam Generator	08-13-90	see attached sheet

INDIANA MICHIGAN POWER COMPANY
D. C. COOK NUCLEAR PLANT, BRIDGMAN, MI
UNIT 2 COMMERCIAL SERVICE DATE 2-1-1978
NATIONAL BOARD NUMBER 1

Please note that the five (5) non-Tech. Spec. snubbers that are listed on the attached sheets were inspected per Procedure No. 12MHP4030.STP.004 with the Grinnell "Accessible" snubbers.

Details of each examination and test are included in applicable job order packages if you need further information.

D.C. Boes
D.C. Boes

Attachments

c: A.A. Blind - w/o att.
T.P. Beilman - w/o att.
F.R. Pisarsky - w/o att.
R.S. Papps/J.D. Grier, AEPSC - w/o att.
File: PS-HS



TECH. SPEC. NUMBER	MARK NO.	AZIM.	ELV.	ACCS.
-----------------------	----------	-------	------	-------

UNIT 2 "INACCESSIBLE" SNUBBERS
INDIANA MICHIGAN POWER COMPANY
D. C. COOK NUCLEAR PLANT, BRIDGMAN, MI
UNIT 2 COMMERCIAL SERVICE DATE 2-1-1978
NATIONAL BOARD NUMBER 1

1	2-GRC-S537	25	610	I
2	2-GRC-S538	41	614	I
3	2-GRC-S555	141	614	I
4	2-GRC-S562	154	610	I
5	2-GRC-S564	317	614	I
6	2-GRC-S566	331	610	I
7	2-GRC-S573	223	614	I
8	2-GRC-S575	208	610	I
9	2-GRC-S582	208	617	I
10	2-GRC-S592	282	683	I
11	2-GRC-S594	291	683	I
12	2-GRC-S596	292	682	I
13	2-GRC-S598	279	671	I
14	2-GRC-S599	289	672	I
15	2-GRC-S609	283	689	I
16	2-GRC-S611	294	681	I
17	2-GRC-S623	277	682	I
18	2-GRC-S624	247	615	I
19	2-GRC-S626	284	692	I
20	2-GRC-S629	283	687	I
21	2-GRC-S630	291	672	I
22	2-GRC-S632	291	669	I
23	2-GRC-S631	291	670	I
24	2-GRC-S587	260	622	I
25	2-FW-81	31	634	I
26	2-FW-82(L)	26	633	I
27	2-FW-82(U)	26	636	I
28	2-FW-83	20	629	I
29	2-FW-84 (L)	155	637	I



UNIT 2 'INACCESSIBLE' SMOOTHER

INDIANA MICHIGAN POWER COMPANY
D. C. COOK NUCLEAR PLANT, BRIDGMAN, MI
UNIT 2 COMMERCIAL SERVICE DATE 2-1-1978
NATIONAL BOARD NUMBER 1

TECH. SPEC. MARK NO. AZIM. ELV. ACCS.
NUMBER

31	2-FW-83	163	634	I
32	2-FW-86	157	629	I
33	2-FW-87	204	634	I
34	2-FW-88(L)	200	633	I
35	2-FW-88(U)	200	636	I
36	2-FW-89	194	629	I
37	2-FW-S10(L)	334	634	I
38	2-FW-S10(U)	334	636	I
39	2-FW-S11	330	634	I
40	2-FW-S12	343	629	I
54	2-GCCN-8519	132	623	I
55	2-GCCN-8521	132	624	I
56	2-GCCN-8550	308	619	I
62	2-GCS-S634	299	613	I
64	2-GCS-S729	234	617	I
65	2-MSS-1	8	639	I
66	2-MSS-2	17	635	I
67	2-MSS-3	172	639	I
68	2-MSS-4	165	635	I
69	2-MSS-5	191	635	I
70	2-MSS-6	184	639	I
71	2-MSS-7	349	635	I
72	2-MSS-8	356	639	I
77	2-GSI-S707	221	608	I



UNIT 2 "ACCESSIBLE" SNUBBERS

TECH. SPEC. NUMBER	MARK NO.	AZIM.	ELV.	ACCS.
-----------------------	----------	-------	------	-------

41	2-GEO-S563(L)	275	607	A
42	2-GEO-S563(U)	275	608	A
43	2-GEO-S569(L)	275	607	A
44	2-GEO-S569(U)	275	608	A
45	2-GEO-S568	264	608	A
46	2-GRH-S6		581	A
47	2-GRH-S7		581	A
48	2-GRH-S24		581	A
49	2-GRH-S25		580	A
50	2-GOCW-S274		621	A
51	2-GOCW-S308		610	A
52	2-GOCW-S317		621	A
53	2-GOCW-S320		610	A
57	2-GOCW-S838		621	A
58	2-GOCW-S839		621	A
59	2-GOCW-S840		620	A
60	2-GOCW-S843		620	A

INDIANA MICHIGAN POWER COMPANY
D. C. COOK NUCLEAR PLANT, BRIDGMAN, MI
UNIT 2 COMMERCIAL SERVICE DATE 2-1-1978
NATIONAL BOARD NUMBER 1



UNIT 2 "ACCESSIBLE SNUBBERS

INDIANA MICHIGAN POWER COMPANY
D. C. COOK NUCLEAR PLANT, BRIDGMAN, MI
UNIT 2 COMMERCIAL SERVICE DATE 2-1-1978
NATIONAL BOARD NUMBER-1

TECH. SPEC. NUMBER	MARK NO.	AZIM.	ELV.	ACCS.
61	2-GCW-S306		596	A
63	2-GCS-S637	72	608	A
73	2-GSI-S47		573	A
74	2-GSI-S51		573	A
75	2-GSI-S575	65	598	A
76	2-GSI-S657	185	610	A
78	2-GCTS-S61		579	A
79	2-GCTS-S113(E)		582	A
80	2-GCTS-S113(W)		582	A
81	2-GCTS-S114(N)		582	A
82	2-GCTS-S114(S)		582	A
83	2-GCTS-S115(N)		579	A
84	2-GCTS-S115(S)		579	A
85	2-GCTS-S116(E)		579	A
86	2-GCTS-S116(W)		579	A

ISI LONG TERM PLAN SNUBBERS (NOT INCLUDED IN TECH. SPECS.)

MARK NO.	AZIM.	ELV.	ACCS.
2-GFW-S868		617	A
2-GFW-S869		616	A
2-GFW-S873		616	A
2-GFW-S885			A
2-GFW-S891		602	A

11

11

11

11

11

11

11

11

11

11

11

INDIANA MICHIGAN POWER COMPANY
D. C. COOK NUCLEAR PLANT, BRIDGMAN, MI
UNIT 2 COMMERCIAL SERVICE DATE 2-1-1978
NATIONAL BOARD NUMBER 1

UNIT 2 STEAM GENERATOR SNUBBERS

<u>STEAM GENERATOR NO.</u>	<u>TECH. SPEC. NO.</u>	<u>SERIAL NUMBER</u>
S/G #21	87	25.12620.007-17
	90	25.12620.007-30
	89	25.12620.007-29
	88	25.12620.007-18
<hr/>		
S/G #22	93	25.12620.007-28
	94	25.12620.007-32
	92	25.12620.007-26
	91	25.12620.007-25
<hr/>		
S/G #23	98	25.12620.007-27
	96	25.12620.007-22
	95	25.12620.007-21
	97	25.12620.007-24
<hr/>		
S/G #24	100	25.12620.007-20
	101	25.12620.007-23
	102	25.12620.007-31
	99	25.12620.007-19

INDIANA MICHIGAN POWER COMPANY
D. C. COOK NUCLEAR PLANT, BRIDGMAN, MI
UNIT 2 COMMERCIAL SERVICE DATE 2-1-1978
NATIONAL BOARD NUMBER 1

UNIT 2 SNUBBERS

FUNCTIONAL TEST SURVEILLANCES

<u>Snubber Mark No.</u>	<u>Date Removed</u>	<u>Date Reinstalled</u>	<u>As-Found</u>
2-GRC-S629	08-27-90	08-29-90	Pass
2-GBD-S563 (L)	08-09-90	08-20-90	Pass
2-GBD-S563 (U)	08-09-90	08-20-90	Pass
2-GRH-S7	08-13-90	08-18-90	Pass
2-GCCW-S317	08-20-90	08-22-90	Pass
2-GCCW-S550	08-20-90	08-22-90	Pass
2-MSS-2	07-28-90	08-07-90	Pass
2-MSS-6	N/A	N/A	Pass
2-GCTS-S114 (N)	08-23-90	08-28-90	Pass
2-GCTS-S114 (S)	08-23-90	08-28-90	Pass
2-GCTS-S116 (E)	08-26-90	09-03-90	Pass
2-GCTS-S116 (W)	08-26-90	09-03-90	Pass
*2-GRC-S538	08-29-90	09-04-90	Pass
*2-GRC-S598	08-29-90	09-05-90	Fail-air entrapment
*2-GRC-S599	08-29-90	08-31-90	Pass
*2-GRC-S609	08-29-90	09-05-90	Fail-high tension bleed rate
*2-GRC-S611	08-29-90	08-30-90	Pass
*2-GRC-S623	08-09-90	08-13-90	Pass
*2-GRH-S6	N/A	N/A	Pass
*2-GCS-S637	08-10-90	08-13-90	Pass
*2-GSI-S707	08-22-90	08-27-90	Pass
**2-GCTS-S115 (S)	N/A	N/A	Pass
S/N25.12620.007-20	07-12-90	08-22-90	Pass
S/N25.12620.007-23	07-12-90	08-22-90	Pass
S/N25.12620.007-31	07-12-90	08-22-90	Pass

* These snubbers were tested due to functional failures at the previous testing period (last outage).

** This snubber was tested as a result of the Visual Examination failure to determine operability.

H

INDIANA MICHIGAN POWER COMPANY
D. C. COOK NUCLEAR PLANT, BRIDGMAN, MI
UNIT 2 COMMERCIAL SERVICE DATE 2-1-1978
NATIONAL BOARD NUMBER 1

INDIANA MICHIGAN POWER COMPANY
COOK NUCLEAR PLANT, BRIDGMAN, MI.
UNIT 2 COMMERCIAL SERVICE DATE 2-1-1978
NATIONAL BOARD NUMBER 1

STEAM GENERATOR EDDY CURRENT EXAMINATIONS

During the first ISI of the D.C. Cook Unit 2 replacement steam generators (8th refueling outage overall), the Maintenance and Repair Field Service Operations of the Westinghouse Nuclear Service Division (WNSD) performed multi-frequency eddy current inspection on approximately 6.5% of the tubes in Steam Generators 22 and 23. No degradation or pluggable indications were found during the analysis of the eddy current data.

The plant Technical Specification requirement for steam generator eddy current testing is defined as $(3 \times N)\%$, where N is the number of steam generators in the plant. By definition, not all steam generators had to be inspected, so 6% of the tubes in each of two steam generators were tested.

All tests were conducted with a .720 diameter probe with the exception of 3 row 1 and 2 tubes in Steam Generator 23. These 3 tubes were tested with a .700 diameter probe. All testing was conducted from the hot leg channel head.

The table below summarizes the actual tubes inspected:

	S/G 22	S/G 23
Inspected full length from hot leg	67	68
Inspected to 7C from hot leg	169	167
Inspected to 7H from hot leg	0	1

5



SYSTEM PRESSURE TESTS

Inservice Inspection System Pressure Tests were performed during the Summer 1990 Unit Two Refueling Outage. These tests were in accordance with the requirements of ASME Section XI Articles IWA-5000, IWB-5000, IWC-5000, and IWD-5000 as applicable.

A total of eleven (11) hydrostatic and pneumatic tests were performed during the outage with the results of all tests within allowable acceptance criteria. The tests performed were:

PROCEDURE	DESCRIPTION	NUMBER OF TESTS COMPLETED
** 2-OHP 5070.ISI.006	Pressurizer and Reactor Head Post Accident Vents	2
** 2-OHP 5070.ISI.018	RHR/CTS - East and West Recirc. Piping to Pumps	2
** 2-OHP 5070.ISI.020	RHR Normal Pump Suction Piping	1
** 2-OHP 5070.ISI.034	PW to Containment at CPN 33	1
** 2-OHP 5070.ISI.035	Refueling Water Supply Piping to Refueling Cavity at CPN 36	1
** 2-OHP 5070.ISI.048	Plant Air Piping at CPN's	4

In addition system functional, inservice and leakage tests were conducted on class one, two and three systems. This included the entire Reactor Coolant System and associated piping per the requirement of IWB-5221. The results of the system functional, inservice and leakage tests were all within allowable acceptable range.

All Procedures satisfy the testing and documentation requirements set forth in ASME Section XI, 1983, Summer 1983 Addendum for Class 1, Class 2, and Class 3 components and systems for Cook Nuclear Plant.

All procedures were satisfactorily completed by Indiana Michigan Power Company, ISI Hydro Testing, Quality Control, and NDE Personnel.

6

10

INDIANA MICHIGAN POWER COMPANY
D. C. COOK NUCLEAR PLANT, BRIDGMAN, MI
UNIT 2 COMMERCIAL SERVICE DATE 2-1-1978
NATIONAL BOARD NUMBER 1

MHI-5075
ATTACHMENT NO. 2

FORM NIS-2 OWNER'S REPORT FOR REPAIRS OR REPLACEMENTS
As Required by the Provisions of the ASME Code Section XI

1. Owner Indiana/Michigan Electric Company Date 3-23-89
Name
P. O. Box 60, Fort Wayne, Indiana 46801 Sheet 1 of 2
Address
2. Plant Donald C. Cook Nuclear Plant Unit 2
Name
P. O. Box 458, Bridgman, Michigan 49106 Job Order 41421
Address Repair Organization P.O. No., Job No., etc.
3. Work Performed by CIMCO Type Code Symbol Stamp V
Name
P.O. Box 218, Stevensville, Mi 49127 Authorization No. 0252-V
Address Expiration Date 12-31-89
4. Identification of System Main Stream
5. (a) Applicable Construction Code B 31.1 19 83 Edition, N/A Addenda, none Code Case
(b) Applicable Edition of Section XI Utilized for Repairs or Replacements 19 83 w/ S 1983 add.

6. Identification of Components Repaired or Replaced and Replacement Components

Name of Component	Name of Manufacturer	Manufacturer Serial No.	National Board No.	Other Identification	Year Built	Repaired, Replaced, or Replacement	ASME Code Stamped (Yes or No)
Valve 2-MM0-210	Atwood Morrill	60TH04AT	N/A	N/A	N/A	Repair	NO

7. Description of Work Rotate Valve Body to proper system flow direction.
8. Tests Conducted: Hydrostatic ☐ Pneumatic ☐ Nominal Operating Pressure ☒
Other ☐ Pressure _____ psi Test Temp. _____ °F

NOTE: Supplemental sheets in form of lists, sketches, or drawings may be used, provided (1) size is 8½ in. x 11 in., (2) information in items 1 through 6 on this report is included on each sheet, and (3) each sheet is numbered and the number of sheets is recorded at the top of this form.

(12/82)

This Form (E00030) may be obtained from the Order Dept., ASME, 345 E. 47th St., New York, N.Y. 10017

INDIANA MICHIGAN POWER COMPANY
D. C. COOK NUCLEAR PLANT, BRIDGMAN, MI
UNIT 2 COMMERCIAL SERVICE DATE 2-1-1978
NATIONAL BOARD NUMBER 1

J.O. 41421

FORM NIS-2 (Back)

9. Remarks Rotated Valve 2-MMO-210 180° to align with proper system flow direction.

Applicable Manufacturer's Data Reports to be attached

Valve was assembled incorrectly after recent repair contributing to improper orientation when reinstalled.

CERTIFICATE OF COMPLIANCE

We certify that the statements made in the report are correct and this Repair conforms to the rules of the ASME Code, Section XI. repair or replacement

Type Code Symbol Stamp N/A

Certificate of Authorization No. N/A Expiration Date N/A

Signed Gordon Paven Chief Project Engr. Date 3-23 19 89
Owner or Owner's Designee, Title

CERTIFICATE OF INSERVICE INSPECTION

I, the undersigned, holding a valid commission issued by the National Board of Boiler and Pressure Vessel Inspectors and the State or Province of Michigan and employed by Arkwright Mutual of Norwood, Mass. have inspected the components described in this Owner's Report during the period 3-12-89 to 3-21-89 and state that to the best of my knowledge and belief, the Owner has performed examinations and taken corrective measures described in this Owner's Report in accordance with the requirements of the ASME Code, Section XI.

By signing this certificate neither the Inspector nor his employer makes any warranty, expressed or implied, concerning the examinations and corrective measures described in this Owner's Report. Furthermore, neither the Inspector nor his employer shall be liable in any manner for any personal injury or property damage or a loss of any kind arising from or connected with this inspection.

MR. [Signature] Commissions NB 8030, MICH 555, ENR NSE
Inspector's Signature National Board, State, Province, and Endorsements

Date 3-23 19 89

* Factory Mutual Group

(12/82)

INDIANA MICHIGAN POWER COMPANY
D. C. COOK NUCLEAR PLANT, BRIDGMAN, MI
UNIT 2 COMMERCIAL SERVICE DATE 2-1-1978
NATIONAL BOARD NUMBER 1

FORM NIS-2 OWNER'S REPORT FOR REPAIRS OR REPLACEMENTS
As Required by the Provisions of the ASME Code Section XI

1. Owner INDIANA MICHIGAN POWER COMPANY Date June 10, 1989
Name
P.O. Box 60 Fort Wayne, IN 46801 Sheet 1 of 2
Address
2. Plant D.C. COOK NUCLEAR POWER PLANT Unit 2
Name
One Cook Place, Bridgman, MI 49106 J.O. #24339
Address Repair Organization P.O. No., Job No., etc.
3. Work Performed by Reese Type Code Symbol Stamp N/A
Name Authorization No. N/A
Same as #2 Expiration Date N/A
Address
4. Identification of System Seismic Class I, Quality Level 5, 3" ϕ Reactor Coolant Piping
5. (a) Applicable Construction Code ANSI B31.1 19 67* Edition, N/A Addenda, N/A Code Case
(b) Applicable Edition of Section XI Utilized for Repairs or Replacements 19 83, Summer 83 Addenda

6. Identification of Components Repaired or Replaced and Replacement Components

Name of Component	Name of Manufacturer	Manufacturer Serial No.	National Board No.	Other Identification	Year Built	Repaired, Replaced, or Replacement	ASME Code Stamped (Yes or No)
Snubber 2-GRC-S609	Grinnell	12980	N/A	Control Vlv. B0462SID71C	N/A	Replaced	No
				Control Vlv. 79398753574	1979	Replacement	No

7. Description of Work (See Remarks)


8. Tests Conducted: Hydrostatic ☐ Pneumatic ☐ Nominal Operating Pressure ☐ (Not Applicable)
Other ☐ Pressure _____ psi Test Temp. _____ °F

NOTE: Supplemental sheets in form of lists, sketches, or drawings may be used, provided (1) size is 8 1/2 in. x 11 in., (2) information in items 1 through 6 on this report is included on each sheet, and (3) each sheet is numbered and the number of sheets is recorded at the top of this form.

(12/82)

This Form (E00030) may be obtained from the Order Dept., ASME, 345 E. 47th St., New York, N.Y. 10017

*Material procured to design criteria. Snubber installed per Technical Specifications and manufacturer's instructions.



INDIANA MICHIGAN POWER COMPANY
D. C. COOK NUCLEAR PLANT, BRIDGMAN, MI
UNIT 2 COMMERCIAL SERVICE DATE 2-1-1978
NATIONAL BOARD NUMBER 1

FORM NIS-2 (Back)

9. Remarks Replaced the control valve on snubber S/N 12980 during routine testing/
Applicable Manufacturer's Data Reports to be attached
calibration due to a bleed screw which was broken during attempt to adjust
bleed rate. The new control valve was an exact replacement and both control
valves were manufactured by Grinnell for the size of snubber involved.

CERTIFICATE OF COMPLIANCE

We certify that the statements made in the report are correct and this replacement conforms to the rules of the
ASME Code, Section XI. repair or replacement

Type Code Symbol Stamp N/ACertificate of Authorization No. N/AExpiration Date N/ASigned J. B. Breste, Maintenance Superintendent Date June 12, 1989
Owner or Owner's Designee, Title

CERTIFICATE OF INSERVICE INSPECTION

I, the undersigned, holding a valid commission issued by the National Board of Boiler and Pressure Vessel Inspectors and the State
or Province of Michigan and employed by ARKWRIGHT MUTUAL INS. CO.* of
NORWOOD, MASS. have inspected the components described
in this Owner's Report during the period 6-14-89 to , and state that
to the best of my knowledge and belief, the Owner has performed examinations and taken corrective measures described in this
Owner's Report in accordance with the requirements of the ASME Code, Section XI.

By signing this certificate neither the Inspector nor his employer makes any warranty, expressed or implied, concerning the
examinations and corrective measures described in this Owner's Report. Furthermore, neither the Inspector nor his employer
shall be liable in any manner for any personal injury or property damage or a loss of any kind arising from or connected with this
inspection.

HR [Signature]
Inspector's Signature

Commissions NB9030, Mich 555 "NFI"
National Board, State, Province, and Endorsements

*FACTORY MUTUAL GROUP

Date 6-14 19 89



INDIANA MICHIGAN POWER COMPANY
D. C. COOK NUCLEAR PLANT, BRIDGMAN, MI
UNIT 2 COMMERCIAL SERVICE DATE 2-1-1978
NATIONAL BOARD NUMBER 1

FORM NIS-2 OWNER'S REPORT FOR REPAIRS OR REPLACEMENTS
As Required by the Provisions of the ASME Code Section XI

1. Owner INDIANA MICHIGAN POWER COMPANY Date 6-12-89
Name
P.O. Box 60 Fort Wayne, IN 46801
Address
2. Plant D.C. COOK NUCLEAR POWER PLANT Unit 2
Name
One Cook Place, Bridgman, MI 49106
Address
J.O. B-006906, File PS-05
Repair Organization P.O. No., Job No., etc.
3. Work Performed by Barinka-Brincks-Williams Type Code Symbol Stamp N/A
Name
Same as #2 Authorization No. N/A
Address Expiration Date N/A
4. Identification of System Blow Down
5. (a) Applicable Construction Code ASME Sec. III, 83 Edition, 1985 Addenda, N/A Code Case
(b) Applicable Edition of Section XI Utilized for Repairs or Replacements 19 83, Summer 1983 Addenda

6. Identification of Components Repaired or Replaced and Replacement Components

Name of Component	Name of Manufacturer	Manufacturer Serial No.	National Board No.	Other Identification	Year Built	Repaired, Replaced, or Replacement	ASME Code Stamped (Yes or No)
PS-05 Pipe Weld	Weldstar Company	N/A	N/A	Weld Rod ASP-10477	1987	Repaired	No

7. Description of Work (See Remarks)
8. Tests Conducted: Hydrostatic ☐ Pneumatic ☐ Nominal Operating Pressure ☒
Other ☐ Pressure _____ psi Test Temp. _____ °F

NOTE: Supplemental sheets in form of lists, sketches, or drawings may be used, provided (1) size is 8 1/2 in. x 11 in., (2) information in items 1 through 6 on this report is included on each sheet, and (3) each sheet is numbered and the number of sheets is recorded at the top of this form.

1
2
3
4
5
6
7
8
9
10
11
12
13
14
15
16
17
18
19
20
21
22
23
24
25
26
27
28
29
30
31
32
33
34
35
36
37
38
39
40
41
42
43
44
45
46
47
48
49
50
51
52
53
54
55
56
57
58
59
60
61
62
63
64
65
66
67
68
69
70
71
72
73
74
75
76
77
78
79
80
81
82
83
84
85
86
87
88
89
90
91
92
93
94
95
96
97
98
99
100

1
2
3
4
5
6
7
8
9
10
11
12
13
14
15
16
17
18
19
20
21
22
23
24
25
26
27
28
29
30
31
32
33
34
35
36
37
38
39
40
41
42
43
44
45
46
47
48
49
50
51
52
53
54
55
56
57
58
59
60
61
62
63
64
65
66
67
68
69
70
71
72
73
74
75
76
77
78
79
80
81
82
83
84
85
86
87
88
89
90
91
92
93
94
95
96
97
98
99
100

INDIANA MICHIGAN POWER COMPANY
D. C. COOK NUCLEAR PLANT, BRIDGMAN, MI
UNIT 2 COMMERCIAL SERVICE DATE 2-1-1978
NATIONAL BOARD NUMBER 1

FORM NIS-2 (Back)

9. Remarks Unit 2, Excavated pin hole leak in tee weld of PS-05 and rewelded with
W.P.S. 20.1.
Applicable Manufacturer's Data Reports to be attached

Ref. J.O. # B006906

File: PS-05

ASME Class 2

CERTIFICATE OF COMPLIANCE

We certify that the statements made in the report are correct and this repair conforms to the rules of the
ASME Code, Section XI. repair or replacement

Type Code Symbol Stamp N/A

Certificate of Authorization No. N/A

Expiration Date N/A

Signed T. P. Beilman, Maintenance Superintendent Date 11 AUG 80, 19 80
Owner or Owner's Designee, Title

CERTIFICATE OF INSERVICE INSPECTION

I, the undersigned, holding a valid commission issued by the National Board of Boiler and Pressure Vessel Inspectors and the State
or Province of Michigan and employed by ARKWRIGHT MUTUAL INS. CO.* of
NORWOOD, MASS. have inspected the components described
in this Owner's Report during the period 6-9-89 to 9-28-89, and state that
to the best of my knowledge and belief, the Owner has performed examinations and taken corrective measures described in this
Owner's Report in accordance with the requirements of the ASME Code, Section XI.

By signing this certificate neither the Inspector nor his employer makes any warranty, expressed or implied, concerning the
examinations and corrective measures described in this Owner's Report. Furthermore, neither the Inspector nor his employer
shall be liable in any manner for any personal injury or property damage or a loss of any kind arising from or connected with this
inspection.

MA Montague Commissions Mich 555 END N.E.I.
Inspector's Signature National Board, State, Province, and Endorsements

*FACTORY MUTUAL SYSTEM

Date 8-14, 19 90

•
1

2

3

4

5

6

7

8

9

10

11

12

13

14

15

16

17

18

19

FORM NIS-2 OWNER'S REPORT FOR REPAIRS OR REPLACEMENTS
As Required by the Provisions of the ASME Code Section XI

1. Owner INDIANA MICHIGAN POWER COMPANY Date 9/8/89
Name
P.O. Box 60 Fort Wayne, IN 46801 Sheet 1 of 2
Address
2. Plant D.C. COOK NUCLEAR POWER PLANT Unit 2
Name
One Cook Place, Bridgman, MI 49106 B000021, FILE:ME-VAL-2-SI-158L4
Address BOGGS, SMITH, GREEN, Repair Org. P.O. No., Job No., etc
COX, STERNBERGE, THURSTON
3. Work Performed by COX, STERNBERGE, THURSTON Type Code Symbol Stamp N/A
Name
Same as #2 Authorization No. N/A
Address Expiration Date N/A
4. Identification of System EMERGENCY CORE COOLING (RHR)
5. (a) Applicable Const. Code ASME III 1986 Ed., 1987 Add. --- Code Case
(b) Applicable Edition of Section XI Utilized for Repairs or Replacements 1983,
Summer 1983 Addenda

6. Identification of Components Repaired or Replaced and Replacement Components

Name of Component	Name of Manufacturer	Manuf. Serial No.	National Board No.	Other Identification	Year Built	Repaired Replaced or Replacement	ASME Code Stamped (Yes or No)
VALVE 2-SI-158L4							
B/B STUDS	HARDWARE SPEC	N/A	N/A	ASP-10388	1988	REPLACED	NO
B/B NUTS	CARDINAL	N/A	N/A	ASP-10636	1988	REPLACED	NO

7. Description of Work (See Remarks)

8. Test Conducted: Hydrostatic ☐ Pneumatic ☐ Nominal Operating Pressure ☒
Other ☐ Pressure psi Test Temp. °F

NOTE: Supplemental sheets in form of lists, sketches, or drawings may be used, provided (1) size is 8-1/2 in. x 11 in., (2) information in items 1 through 6 on this report is included on each sheet, and (3) each sheet is numbered and the number of sheets is recorded at the top of this form.



FORM NIS-2 (Back)

Remarks Unit 2, REPLACED B/B STUDS/NUTS ON VALVE 2-SI-158-L4
Applicable Manufacturer's Data Reports to be attached

Ref. JO #B000021 File:ME-VAL-2-SI-158-L4 ISI Class 1

CERTIFICATE OF COMPLIANCE

We certify that the statements made in the report are correct and this replacement conforms to the rules of the ASME Code, Section XI.
repair or replacement

Type Code Symbol Stamp N/A

Certificate of Authorization No. N/A Expiration Date N/A

Signed T. P. Beilman, Maint. Superintendent Date 21 JANUARY, 19 91
Owner of Owner's Designee, Title

CERTIFICATE OF INSERVICE INSPECTION

I, the undersigned, holding a valid commission issued by the National Board of Boiler and Pressure Vessel Inspectors and the State or Province of Michigan and employed by ARKWRIGHT MUTUAL INS. CO.* of NORWOOD, MASS. have inspected the components described in this Owner's Report during the period 1-22-90 to , and state that to the best of my knowledge and belief, the Owner has performed examinations and taken corrective measures described in this Owner's Report in accordance with the requirements of the ASME Code, Section XI.

By signing this certificate neither the Inspector nor his employer makes any warranty, expressed or implied, concerning the examinations and corrective measures described in this Owner's Report.. Furthermore, neither the Inspector nor his employer shall be liable in any manner for any personal injury or property damage or a loss of any kind arising from or connected with this inspection.

M. J. McIntosh
Inspector's Signature

Commissions MICH 555, END NII
National Board, State, Province, Endorsements

*FACTORY MUTUAL SYSTEM

Date 1-22 19 91



INDIANA MICHIGAN POWER COMPANY
D. C. COOK NUCLEAR PLANT, BRIDGMAN, MI
UNIT 2 COMMERCIAL SERVICE DATE 2-1-1978
NATIONAL BOARD NUMBER 1

FORM NIS-2 OWNER'S REPORT FOR REPAIRS OR REPLACEMENTS
As Required by the Provisions of the ASME Code Section XI

1. Owner INDIANA MICHIGAN POWER COMPANY Date 9-21-89
Name
P.O. Box 60 Fort Wayne, IN 46801 Sheet 1 of 2
Address
2. Plant D.C. COOK NUCLEAR POWER PLANT Unit 2
Name
One Cook Place, Bridgman, MI 49106 J.O. #B-4697, FILE: ME-VAL-2-QRV-400
Address Repair Organization P.O. No., Job No., etc.
3. Work Performed by Ivey, Boley Type Code Symbol Stamp N/A
Name
Same as #2 Authorization No. N/A
Address Expiration Date N/A
4. Identification of System Boron Makeup (CVCS)
5. (a) Applicable Construction Code ASME Sec. III, 86 Edition, 1987 Addenda, N/A Code Case
(b) Applicable Edition of Section XI Utilized for Repairs or Replacements 1983, Summer 1983 Addenda

6. Identification of Components Repaired or Replaced and Replacement Components

Name of Component	Name of Manufacturer	Manufacturer Serial No.	National Board No.	Other Identification	Year Built	Repaired, Replaced, or Replacement	ASME Code Stamped (Yes or No)
Valve 2-QRV-400	ITT Engineered Valves	N/A	N/A	ASP-11087	1989	Replaced	No
B/B Studs							
Nuts & Bonnet							

7. Description of Work (See Remarks)


8. Tests Conducted: Hydrostatic ☐ Pneumatic ☐ Nominal Operating Pressure ☒
Other ☐ Pressure _____ psi Test Temp. _____ °F.

NOTE: Supplemental sheets in form of lists, sketches, or drawings may be used, provided (1) size is 8 1/2 in. x 11 in., (2) information in Items 1 through 6 on this report is included on each sheet, and (3) each sheet is numbered and the number of sheets is recorded at the top of this form.

(12/82)

This Form (E00030) may be obtained from the Order Dept., ASME, 345 E. 47th St., New York, N.Y. 10017

- * 5. Material meets the requirements of ASME Section III 1986 ED., 1987 addenda for Fabrication and design per original manufacturer specifications.
Nuts & Studs were purchased with the bonnet.



INDIANA MICHIGAN POWER COMPANY
D. C. COOK NUCLEAR PLANT, BRIDGMAN, MI
UNIT 2 COMMERCIAL SERVICE DATE 2-1-1978
NATIONAL BOARD NUMBER 1

FORM NIS-2 (Back)

9. Remarks Unit 2, Replaced body to bonnet studs/nuts and bonnet for valve

Applicable Manufacturer's Data Reports to be attached

2-QRV-400Ref. J.O. # B-4697File: ME-VAL-2-QRV-400ASME Class 2

CERTIFICATE OF COMPLIANCE

We certify that the statements made in the report are correct and this replacement conforms to the rules of the ASME Code, Section XI. repair or replacement

Type Code Symbol Stamp N/ACertificate of Authorization No. N/AExpiration Date N/A

Signed T. P. Beilman, Maintenance Superintendent Date 10/3/89, 19 90
Owner or Owner's Designee, Title

CERTIFICATE OF INSERVICE INSPECTION

I, the undersigned, holding a valid commission issued by the National Board of Boiler and Pressure Vessel Inspectors and the State or Province of Michigan and employed by ARKWRIGHT MUTUAL INS. CO.* of NORWOOD, MASS. have inspected the components described in this Owner's Report during the period 10/3/89 to —, and state that to the best of my knowledge and belief, the Owner has performed examinations and taken corrective measures described in this Owner's Report in accordance with the requirements of the ASME Code, Section XI.

By signing this certificate neither the Inspector nor his employer makes any warranty, expressed or implied, concerning the examinations and corrective measures described in this Owner's Report. Furthermore, neither the Inspector nor his employer shall be liable in any manner for any personal injury or property damage or a loss of any kind arising from or connected with this inspection.

T. P. Beilman
Inspector's Signature

Commissions S. NOSSS END NIT
National Board, State, Province, and Endorsements

*FACTORY MUTUAL SYSTEM

Date 9/6 19 90

1

2

3

4

5

6

7

8

9

10

11

12

13

14

15

16

17

18

19

FORM NIS-2 OWNER'S REPORT FOR REPAIRS OR REPLACEMENTS
As Required by the Provisions of the ASME Code Section XI

1. Owner INDIANA MICHIGAN POWER COMPANY Date 1/17/90
Name
P.O. Box 60 Fort Wayne, IN 46801 Sheet 1 of 2
Address
2. Plant D.C. COOK NUCLEAR POWER PLANT Unit 2
Name
One Cook Place, Bridgman, MI 49106 B004670, FILE:ME-VAL-2-SI-158L1
Address GREEN, THURSTON, BOGGS Repair Org. P.O. No., Job No., etc
3. Work Performed by TALMADGE, STERNBEGER Type Code Symbol Stamp N/A
Name Same as #2 Authorization No. N/A
Address Expiration Date N/A
4. Identification OF SYSTEM EMERGENCY CORE COOLING (RHR)
5. (a) Applicable Const. Code ASME III 1986 Ed., 1987 Add. ----- Code Case
(b) Applicable Edition of Section XI Utilized for Repairs or Replacements 1983,
Summer 1983 Addenda

6. Identification of Components Repaired or Replaced and Replacement Components

Name of Component	Name of Manufacturer	Manuf. Serial No.	National Board No.	Other Identification	Year Built	Repaired Replaced or Replacement	ASME Code Stamped (Yes or No)
VALVE 2-SI-158LI							
B/B STUDS	CARDINAL	N/A	N/A	ASP-10636	1988	REPLACED	NO
COVER	ALOYCO	N/A	N/A	2-SI - 158-L3	N/A	REPLACED	NO

7. Description of Work (See Remarks)

8. Test Conducted: Hydrostatic ☐ Pneumatic ☐ Nominal Operating Pressure ☒
Other ☐ Pressure _____ psi Test Temp. _____ °F

NOTE: Supplemental sheets in form of lists, sketches, or drawings may be used, provided (1) size is 8-1/2 in. x 11 in., (2) information in items 1 through 6 on this report is included on each sheet, and (3) each sheet is numbered and the number of sheets is recorded at the top of this form.

100

101

102

103

104

105

106

107

108

109

110

111

112

113

114

115

116

117

118

119

120

FORM NIS-2 (Back)

Remarks Unit -2, REPLACED B/B STUDS/NUTS AND COVER ON VALVE
Applicable Manufacturer's Data Reports to be attached

2-SI-158-L1

Ref. JO #B004670 File:ME-VAL-2-SI-158-L1 ISI Class 1

CERTIFICATE OF COMPLIANCE

We certify that the statements made in the report are correct and this
replacement conforms to the rules of the ASME Code, Section XI.
repair or replacement

Type Code Symbol Stamp N/A

Certificate of Authorization No. N/A Expiration Date N/A

Signed T. P. Beilman, Maint. Superintendent Date 2/1/91, 19 91
Owner of Owner's Designee, Title

CERTIFICATE OF INSERVICE INSPECTION

I, the undersigned, holding a valid commission issued by the National Board of Boiler and Pressure Vessel Inspectors and the State or Province of Michigan and employed by ARKWRIGHT MUTUAL INS. CO.* of NORWOOD, MASS. have inspected the components described in this Owner's Report during the period 1-22-90 to , and state that to the best of my knowledge and belief, the Owner has performed examinations and taken corrective measures described in this Owner's Report in accordance with the requirements of the ASME Code, Section XI.

By signing this certificate neither the Inspector nor his employer makes any warranty, expressed or implied, concerning the examinations and corrective measures described in this Owner's Report. Furthermore, neither the Inspector nor his employer shall be liable in any manner for any personal injury or property damage or a loss of any kind arising from or connected with this inspection.

M. R. Mutersbaugh Commissions Mich 555, END NIT
Inspector's Signature National Board, State, Province, Endorsements

Date 1-22 19 91

*FACTORY MUTUAL SYSTEM

1
2
3
4
5
6
7
8
9
10
11
12
13
14
15
16
17
18
19
20
21
22
23
24
25
26
27
28
29
30
31
32
33
34
35
36
37
38
39
40
41
42
43
44
45
46
47
48
49
50
51
52
53
54
55
56
57
58
59
60
61
62
63
64
65
66
67
68
69
70
71
72
73
74
75
76
77
78
79
80
81
82
83
84
85
86
87
88
89
90
91
92
93
94
95
96
97
98
99
100

1

2

3

4

5

6

7

8

9

10

11

12

13

14

15

16

17

FORM NIS-2 OWNER'S REPORT FOR REPAIRS OR REPLACEMENTS
As Required by the Provisions of the ASME Code Section XI

1. Owner INDIANA MICHIGAN POWER COMPANY Date 1/18/90
Name
P.O. Box 60 Fort Wayne, IN 46801 Sheet 1 of 2
Address
2. Plant D.C. COOK NUCLEAR POWER PLANT Unit 2
Name
One Cook Place, Bridgman, MI 49106 B003100, FILE:ME-VAL-2-SI-170L3
Address FULTON, SMITH, THURSTON, Repair Org. P.O. No., Job No., etc
GREEN, COX, STERNBURGER.
3. Work Performed by GREEN, COX, STERNBURGER. Type Code Symbol Stamp N/A
Name
Same as #2 Authorization No. N/A
Address Expiration Date N/A
4. Identification of System EMERGENCY CORE COOLING (RHR)
5. (a) Applicable Const. Code ASME III 1986 Ed., W-1986 Add. ---- Code Case
(b) Applicable Edition of Section XI Utilized for Repairs or Replacements 1983,
Summer 1983 Addenda

6. Identification of Components Repaired or Replaced and Replacement Components

Name of Component	Name of Manufacturer	Manuf. Serial No.	National Board No.	Other Identification	Year Built	Repaired Replaced or Replacement	ASME Code Stamped (Yes or No)
VALVE 2-SI-170L3							
S/S STUDS	HARDWARE SPC.	N/A	N/A	ASP-9366	1987	REPLACED	NO
S/S STUDS	HARDWARE SPC.	N/A	N/A	ASP-10345	1988	REPLACED	NO
S/S NUTS	HARDWARE SPC.	N/A	N/A	ASP-10371	1988	REPLACED	NO

7. Description of Work (See Remarks)
8. Test Conducted: Hydrostatic ☐ Pneumatic ☐ Nominal Operating Pressure ☒
Other ☐ Pressure psi Test Temp. °F

NOTE: Supplemental sheets in form of lists, sketches, or drawings may be used, provided (1) size is 8-1/2 in. x 11 in., (2) information in items 1 through 6 on this report is included on each sheet, and (3) each sheet is numbered and the number of sheets is recorded at the top of this form.

1
2
3
4
5
6
7
8
9
10
11
12
13
14
15
16
17
18
19
20
21
22
23
24
25
26
27
28
29
30
31
32
33
34
35
36
37
38
39
40
41
42
43
44
45
46
47
48
49
50
51
52
53
54
55
56
57
58
59
60
61
62
63
64
65
66
67
68
69
70
71
72
73
74
75
76
77
78
79
80
81
82
83
84
85
86
87
88
89
90
91
92
93
94
95
96
97
98
99
100

1
2
3
4
5
6
7
8
9
10
11
12
13
14
15
16
17
18
19
20
21
22
23
24
25
26
27
28
29
30
31
32
33
34
35
36
37
38
39
40
41
42
43
44
45
46
47
48
49
50
51
52
53
54
55
56
57
58
59
60
61
62
63
64
65
66
67
68
69
70
71
72
73
74
75
76
77
78
79
80
81
82
83
84
85
86
87
88
89
90
91
92
93
94
95
96
97
98
99
100



FORM NIS-2 (Back)

Remarks Unit 2. REPLACED S/S STUDS/NUTS ON VALVE 2-SI-170-L3
Applicable Manufacturer's Data Reports to be attached

Ref. JO #B003100 File:ME-VAL-2-SI-170-L3 ISI Class 1

CERTIFICATE OF COMPLIANCE

We certify that the statements made in the report are correct and this
replacement conforms to the rules of the ASME Code, Section XI.
repair or replacement

Type Code Symbol Stamp N/A

Certificate of Authorization No. N/A Expiration Date N/A

Signed T. P. Beilman, Maint. Superintendent Date 20 January, 19 91
Owner of Owner's Designee, Title

CERTIFICATE OF INSERVICE INSPECTION

I, the undersigned, holding a valid commission issued by the National Board of Boiler and Pressure Vessel Inspectors and the State or Province of Michigan and employed by ARKWRIGHT MUTUAL INS. CO.* of NORWOOD, MASS. have inspected the components described in this Owner's Report during the period 1/22/90 to , and state that to the best of my knowledge and belief, the Owner has performed examinations and taken corrective measures described in this Owner's Report in accordance with the requirements of the ASME Code, Section XI.

By signing this certificate neither the Inspector nor his employer makes any warranty, expressed or implied, concerning the examinations and corrective measures described in this Owner's Report. Furthermore, neither the Inspector nor his employer shall be liable in any manner for any personal injury or property damage or a loss of any kind arising from or connected with this inspection.

MR. Motorsbaugh Commissions MICH 555, ENR N&I
Inspector's Signature National Board, State, Province, Endorsements

Date 1/22 19 91

*FACTORY MUTUAL SYSTEM

1
2
3
4
5
6
7
8
9
10
11
12
13
14
15
16
17
18
19
20
21
22
23
24
25
26
27
28
29
30
31
32
33
34
35
36
37
38
39
40
41
42
43
44
45
46
47
48
49
50
51
52
53
54
55
56
57
58
59
60
61
62
63
64
65
66
67
68
69
70
71
72
73
74
75
76
77
78
79
80
81
82
83
84
85
86
87
88
89
90
91
92
93
94
95
96
97
98
99
100

1

2

3

4

5

6

7

8

9

10

11

12

13

14

15

16

17

18

19

20

21

22

23

24

25

26

27

28

29

30



INDIANA MICHIGAN POWER COMPANY
D. C. COOK NUCLEAR PLANT, BRIDGMAN, MI
UNIT 2 COMMERCIAL SERVICE DATE 2-1-1978
NATIONAL BOARD NUMBER 1

FORM NIS-2 OWNER'S REPORT FOR REPAIRS OR REPLACEMENTS
As Required by the Provisions of the ASME Code Section XI

1. Owner Indiana/Michigan Electric Company Date 1-19-90
Name
P.O. Box 60, Fort Wayne, Indiana 46801 Sheet 1 of 2
Address
2. Plant Donald C. Cook Nuclear Plant Unit 2
Name
P.O. Box 458, Bridgman, Michigan 49106 Job Order # B000105
Address Repair Organization P.O. No., Job No., etc.
3. Work Performed by CIMCO Type Code Symbol Stamp V
Name Authorization No. 0252-V
P.O. Box 218, Stevensville, MI. 49127 Expiration Date 12-31-90
Address
4. Identification of System Reactor Coolant
5. (a) Applicable Construction Code ASME III 19 83 Edition, S'84 Addenda, NONE Code Case
(b) Applicable Edition of Section XI Utilized for Repairs or Replacements 19 83 W/S'1983 Add.

6. Identification of Components Repaired or Replaced and Replacement Components

Name of Component	Name of Manufacturer	Manufacturer Serial No.	National Board No.	Other Identification	Year Built	Repaired, Replaced, or Replacement	ASME Code Stamped (Yes or No)
1-3/8" NUTS	N/A	N/A	N/A	ASP-9828 SA-194GR8F	N/A	Replacement	NO

7. Description of Work Removed valve for operations for vent path and reinstalled.

8. Tests Conducted: Hydrostatic ☐ Pneumatic ☐ Nominal Operating Pressure ☒
Other ☐ Pressure _____ psi Test Temp. _____ °F

NOTE: Supplemental sheets in form of lists, sketches, or drawings may be used, provided (1) size is 8 1/2 in. x 11 in., (2) information in items 1 through 6 on this report is included on each sheet, and (3) each sheet is numbered and the number of sheets is recorded at the top of this form.

100

100

100

100

100

100

100

100

100

100

100

100

100

100

INDIANA MICHIGAN POWER COMPANY
D. C. COOK NUCLEAR PLANT, BRIDGMAN, MI
UNIT 2 COMMERCIAL SERVICE DATE 2-1-1978
NATIONAL BOARD NUMBER 1

MHI-5075
ATTACHMENT NO. 2

FORM NIS-2 (Back)

9. Remarks Replaced Inlet and Outlet Gaskets on 2-SV-45B Safety Valve

Applicable Manufacturer's Data Reports to be attached

Replaced (2) 1-3/8" Nuts

ASME CODE CLASS I

ISI CLASS I

CERTIFICATE OF COMPLIANCE

We certify that the statements made in the report are correct and this Replacement conforms to the rules of the ASME Code, Section XI. repair or replacement

Type Code Symbol Stamp N/A

Certificate of Authorization No. N/A Expiration Date N/A

Signed [Signature] Owner or Owner's Designee, Title Date 7-5, 19 90

CERTIFICATE OF INSERVICE INSPECTION

I, the undersigned, holding a valid commission issued by the National Board of Boiler and Pressure Vessel Inspectors and the State or Province of Michigan and employed by Arkwright Mutual Ins. Co. * of Norwood, Mass.

have inspected the components described in this Owner's Report during the period 2-2-80 to 2-5-80, and state that to the best of my knowledge and belief, the Owner has performed examinations and taken corrective measures described in this Owner's Report in accordance with the requirements of the ASME Code, Section XI.

By signing this certificate neither the Inspector nor his employer makes any warranty, expressed or implied, concerning the examinations and corrective measures described in this Owner's Report. Furthermore, neither the Inspector nor his employer shall be liable in any manner for any personal injury or property damage or a loss of any kind arising from or connected with this inspection.

[Signature] Inspector's Signature Commissions Mich 555 Enst N.E.T.
National Board, State, Province, and Endorsements

Date 2-5, 19 90

* Factory Mutual Group

(12/82)

1
2
3
4
5
6
7
8
9
10
11
12
13
14
15
16
17
18
19
20
21
22
23
24
25
26
27
28
29
30
31
32
33
34
35
36
37
38
39
40
41
42
43
44
45
46
47
48
49
50
51
52
53
54
55
56
57
58
59
60
61
62
63
64
65
66
67
68
69
70
71
72
73
74
75
76
77
78
79
80
81
82
83
84
85
86
87
88
89
90
91
92
93
94
95
96
97
98
99
100

101

102



INDIANA MICHIGAN POWER COMPANY
D. C. COOK NUCLEAR PLANT, BRIDGMAN, MI
UNIT 2 COMMERCIAL SERVICE DATE 2-1-1978
NATIONAL BOARD NUMBER 1

//

FORM NIS-2 OWNER'S REPORT FOR REPAIRS OR REPLACEMENTS
As Required by the Provisions of the ASME Code Section XI

1. Owner INDIANA MICHIGAN POWER COMPANY Date 1/19/90 & 1-24-90
Name
P.O. Box 60 Fort Wayne, IN 46801 Sheet 1 of 2
Address
2. Plant D.C. COOK NUCLEAR POWER PLANT Unit 2
Name
One Cook Place, Bridgman, MI 49106 B001150/
Address B011576, FILE:ME-VAL-2-MRV-220
BROWN, REESE, MAGGARD, HAYS, Repair Org. P.O. No., Job No., etc
3. Work Performed by HESS, HEFLIN, SANDERS Type Code Symbol Stamp N/A
Name Authorization No. N/A
Same as #2 Expiration Date N/A
Address
4. Identification of System MAIN STEAM
5. (a) Applicable Const. Code * PAGE 2 19 - Ed., ---- Add. --- Code Case
(b) Applicable Edition of Section XI Utilized for Repairs or Replacements 1983,
Summer 1983 Addenda

6. Identification of Components Repaired or Replaced and Replacement Components

Name of Component	Name of Manufacturer	Manuf. Serial No.	National Board No.	Other Identification	Year Built	Repaired Replaced or Replacement	ASME Code Stamped (Yes or No)
VALVE 2-MRV-220							
REP.BODY	N/A	N/A	N/A	N/A	N/A	REPAIRED	NO
FAB.STUD	NOVA	N/A	N/A	ASP-12000	N/A	REPLACED	NO

7. Description of Work (See Remarks)

8. Test Conducted: Hydrostatic ☐ Pneumatic ☐ Nominal Operating Pressure ☒
Other ☐ Pressure psi Test Temp. °F

NOTE: Supplemental sheets in form of lists, sketches, or drawings may be used, provided (1) size is 8-1/2 in. x 11 in., (2) information in items 1 through 6 on this report is included on each sheet, and (3) each sheet is numbered and the number of sheets is recorded at the top of this form.

1
2
3
4
5
6
7
8
9
10
11
12
13
14
15
16
17
18
19
20
21
22
23
24
25
26
27
28
29
30
31
32
33
34
35
36
37
38
39
40
41
42
43
44
45
46
47
48
49
50
51
52
53
54
55
56
57
58
59
60
61
62
63
64
65
66
67
68
69
70
71
72
73
74
75
76
77
78
79
80
81
82
83
84
85
86
87
88
89
90
91
92
93
94
95
96
97
98
99
100

1
2
3
4
5
6
7
8
9
10
11
12
13
14
15
16
17
18
19
20
21
22
23
24
25
26
27
28
29
30
31
32
33
34
35
36
37
38
39
40
41
42
43
44
45
46
47
48
49
50
51
52
53
54
55
56
57
58
59
60
61
62
63
64
65
66
67
68
69
70
71
72
73
74
75
76
77
78
79
80
81
82
83
84
85
86
87
88
89
90
91
92
93
94
95
96
97
98
99
100

1
2
3
4
5
6
7
8
9
10
11
12
13
14
15
16
17
18
19
20
21
22
23
24
25
26
27
28
29
30
31
32
33
34
35
36
37
38
39
40
41
42
43
44
45
46
47
48
49
50
51
52
53
54
55
56
57
58
59
60
61
62
63
64
65
66
67
68
69
70
71
72
73
74
75
76
77
78
79
80
81
82
83
84
85
86
87
88
89
90
91
92
93
94
95
96
97
98
99
100

1
2
3
4
5
6
7
8
9
10
11
12
13
14
15
16
17
18
19
20
21
22
23
24
25
26
27
28
29
30
31
32
33
34
35
36
37
38
39
40
41
42
43
44
45
46
47
48
49
50
51
52
53
54
55
56
57
58
59
60
61
62
63
64
65
66
67
68
69
70
71
72
73
74
75
76
77
78
79
80
81
82
83
84
85
86
87
88
89
90
91
92
93
94
95
96
97
98
99
100

1
2
3
4
5
6
7
8
9
10
11
12
13
14
15
16
17
18
19
20
21
22
23
24
25
26
27
28
29
30
31
32
33
34
35
36
37
38
39
40
41
42
43
44
45
46
47
48
49
50
51
52
53
54
55
56
57
58
59
60
61
62
63
64
65
66
67
68
69
70
71
72
73
74
75
76
77
78
79
80
81
82
83
84
85
86
87
88
89
90
91
92
93
94
95
96
97
98
99
100

1
2
3
4
5
6
7
8
9
10
11
12
13
14
15
16
17
18
19
20
21
22
23
24
25
26
27
28
29
30
31
32
33
34
35
36
37
38
39
40
41
42
43
44
45
46
47
48
49
50
51
52
53
54
55
56
57
58
59
60
61
62
63
64
65
66
67
68
69
70
71
72
73
74
75
76
77
78
79
80
81
82
83
84
85
86
87
88
89
90
91
92
93
94
95
96
97
98
99
100

1
2
3
4
5
6
7
8
9
10
11
12
13
14
15
16
17
18
19
20
21
22
23
24
25
26
27
28
29
30
31
32
33
34
35
36
37
38
39
40
41
42
43
44
45
46
47
48
49
50
51
52
53
54
55
56
57
58
59
60
61
62
63
64
65
66
67
68
69
70
71
72
73
74
75
76
77
78
79
80
81
82
83
84
85
86
87
88
89
90
91
92
93
94
95
96
97
98
99
100

FORM NIS-2 (Back)

Remarks Unit 2, VALVE 2-MRV-220 REPAIRED BODY FLANGE HOLE, FABRICATED
Applicable Manufacturer's Data Reports to be attached

& REPLACED STUDS REF.02-MM-079

*PURCHASED BAR STOCK PER DCCPV105OCN

B001150

Ref. JO #B011576 File:ME-VAL-2-MRV-220 ISI Class 2

CERTIFICATE OF COMPLIANCE

We certify that the statements made in the report are correct and this
replacement/repair conforms to the rules of the ASME Code, Section XI.
repair or replacement

Type Code Symbol Stamp N/A

Certificate of Authorization No. N/A Expiration Date N/A

Signed T. P. Beilman Maint. Superintendent Date 1-5, 19 91
Owner of Owner's Designee, Title

CERTIFICATE OF INSERVICE INSPECTION

I, the undersigned, holding a valid commission issued by the National Board of Boiler and Pressure Vessel Inspectors and the State or Province of Michigan and employed by ARKWRIGHT MUTUAL INS. CO.* of NORWOOD, MASS. have inspected the components described in this Owner's Report during the period Jan. 10 to Jan. 10, 1991, and state that to the best of my knowledge and belief, the Owner has performed examinations and taken corrective measures described in this Owner's Report in accordance with the requirements of the ASME Code, Section XI.

By signing this certificate neither the Inspector nor his employer makes any warranty, expressed or implied, concerning the examinations and corrective measures described in this Owner's Report. Furthermore, neither the Inspector nor his employer shall be liable in any manner for any personal injury or property damage or a loss of any kind arising from or connected with this inspection.

Rocky W. White
Inspector's Signature

Commissions Mich. # 0686

National Board, State, Province, Endorsements

Date Jan. 10, 19 91

*FACTORY MUTUAL SYSTEM

1
2
3
4
5
6
7
8
9
10
11
12
13
14
15
16
17
18
19
20
21
22
23
24
25
26
27
28
29
30
31
32
33
34
35
36
37
38
39
40
41
42
43
44
45
46
47
48
49
50
51
52
53
54
55
56
57
58
59
60
61
62
63
64
65
66
67
68
69
70
71
72
73
74
75
76
77
78
79
80
81
82
83
84
85
86
87
88
89
90
91
92
93
94
95
96
97
98
99
100

1. The first part of the document is a list of names and addresses.

2. The second part of the document is a list of names and addresses.

3. The third part of the document is a list of names and addresses.

4. The fourth part of the document is a list of names and addresses.

5. The fifth part of the document is a list of names and addresses.

6. The sixth part of the document is a list of names and addresses.

7. The seventh part of the document is a list of names and addresses.

8. The eighth part of the document is a list of names and addresses.

9. The ninth part of the document is a list of names and addresses.

10. The tenth part of the document is a list of names and addresses.

11. The eleventh part of the document is a list of names and addresses.

12. The twelfth part of the document is a list of names and addresses.

13. The thirteenth part of the document is a list of names and addresses.

14. The fourteenth part of the document is a list of names and addresses.

15. The fifteenth part of the document is a list of names and addresses.

16. The sixteenth part of the document is a list of names and addresses.

17. The seventeenth part of the document is a list of names and addresses.

18. The eighteenth part of the document is a list of names and addresses.

19. The nineteenth part of the document is a list of names and addresses.

20. The twentieth part of the document is a list of names and addresses.

21. The twenty-first part of the document is a list of names and addresses.

22. The twenty-second part of the document is a list of names and addresses.

INDIANA MICHIGAN POWER COMPANY
D. C. COOK NUCLEAR PLANT, BRIDGMAN, MI
UNIT 2 COMMERCIAL SERVICE DATE 2-1-1978
NATIONAL BOARD NUMBER 1

23

FORM NIS-2 OWNER'S REPORT FOR REPAIRS OR REPLACEMENTS
As Required by the Provisions of the ASME Code Section XI

1. Owner INDIANA MICHIGAN POWER COMPANY Date 1/20/90
Name
P.O. Box 60 Fort Wayne, IN 46801 Sheet 1 of 2
Address
2. Plant D.C. COOK NUCLEAR POWER PLANT Unit 2
Name
One Cook Place, Bridgman, MI 49106 B006833, FILE:ME-VAL-2-MCM-231
Address Repair Org. P.O. No., Job No., etc
3. Work Performed by D. STERNBERGER Type Code Symbol Stamp N/A
Name Authorization No. N/A
Same as #2 Expiration Date N/A
Address
4. Identification of System STEAM GENERATING
ANSI B31.1/
5. (a) Applicable Const. Code ASME III 1986 Ed., 1986 Add. N/A Code Case
(b) Applicable Edition of Section XI Utilized for Repairs or Replacements 1983, Summer 1983 Addenda

6. Identification of Components Repaired or Replaced and Replacement Components

Name of Component	Name of Manufacturer	Manuf. Serial No.	National Board No.	Other Identification	Year Built	Repaired Replaced or Replacement	ASME Code Stamped (Yes or No)
VALVE 2-MCM-231							
BONNET	ROCKWELL INT.	N/A	N/A	ASP-11082	1989	REPLACED	NO
BODY REP.	N/A	N/A	N/A	N/A	N/A	REPAIRED	NO

7. Description of Work (See Remarks)

8. Test Conducted: Hydrostatic ☐ Pneumatic ☐ Nominal Operating Pressure ☒
Other ☐ Pressure psi Test Temp. °F

NOTE: Supplemental sheets in form of lists, sketches, or drawings may be used, provided (1) size is 8-1/2 in. x 11 in., (2) information in items 1 through 6 on this report is included on each sheet, and (3) each sheet is numbered and the number of sheets is recorded at the top of this form.

1
2
3
4
5
6
7
8
9
10
11
12
13
14
15
16
17
18
19
20
21
22
23
24
25
26
27
28
29
30
31
32
33
34
35
36
37
38
39
40
41
42
43
44
45
46
47
48
49
50
51
52
53
54
55
56
57
58
59
60
61
62
63
64
65
66
67
68
69
70
71
72
73
74
75
76
77
78
79
80
81
82
83
84
85
86
87
88
89
90
91
92
93
94
95
96
97
98
99
100

1
2
3
4
5
6
7
8
9
10
11
12
13
14
15
16
17
18
19
20
21
22
23
24
25
26
27
28
29
30
31
32
33
34
35
36
37
38
39
40
41
42
43
44
45
46
47
48
49
50
51
52
53
54
55
56
57
58
59
60
61
62
63
64
65
66
67
68
69
70
71
72
73
74
75
76
77
78
79
80
81
82
83
84
85
86
87
88
89
90
91
92
93
94
95
96
97
98
99
100

1
2
3
4
5
6
7
8
9
10
11
12
13
14
15
16
17
18
19
20
21
22
23
24
25
26
27
28
29
30
31
32
33
34
35
36
37
38
39
40
41
42
43
44
45
46
47
48
49
50
51
52
53
54
55
56
57
58
59
60
61
62
63
64
65
66
67
68
69
70
71
72
73
74
75
76
77
78
79
80
81
82
83
84
85
86
87
88
89
90
91
92
93
94
95
96
97
98
99
100

1
2
3
4
5
6
7
8
9
10
11
12
13
14
15
16
17
18
19
20
21
22
23
24
25
26
27
28
29
30
31
32
33
34
35
36
37
38
39
40
41
42
43
44
45
46
47
48
49
50
51
52
53
54
55
56
57
58
59
60
61
62
63
64
65
66
67
68
69
70
71
72
73
74
75
76
77
78
79
80
81
82
83
84
85
86
87
88
89
90
91
92
93
94
95
96
97
98
99
100

1
2
3
4
5
6
7
8
9
10
11
12
13
14
15
16
17
18
19
20
21
22
23
24
25
26
27
28
29
30
31
32
33
34
35
36
37
38
39
40
41
42
43
44
45
46
47
48
49
50
51
52
53
54
55
56
57
58
59
60
61
62
63
64
65
66
67
68
69
70
71
72
73
74
75
76
77
78
79
80
81
82
83
84
85
86
87
88
89
90
91
92
93
94
95
96
97
98
99
100

FORM NIS-2 (Back)

Remarks Unit 2, REPLACED VALVE BONNET; REPAIRED BODY
Applicable Manufacturer's Data Reports to be attached

FOR VALVE 2-MCM-231. WPS 15.5a AND WPS 20.3f

Ref. JO #B006833 File: ME-VAL-2-MCM-231 ISI Class 2

CERTIFICATE OF COMPLIANCE

We certify that the statements made in the report are correct and this replacement/repair conforms to the rules of the ASME Code, Section XI.
repair or replacement

Type Code Symbol Stamp N/A

Certificate of Authorization No. N/A Expiration Date N/A

Signed T. P. Beilman, Maint. Superintendent Date 1-5, 19 91
Owner of Owner's Designee, Title

CERTIFICATE OF INSERVICE INSPECTION

I, the undersigned, holding a valid commission issued by the National Board of Boiler and Pressure Vessel Inspectors and the State or Province of Michigan and employed by ARKWRIGHT MUTUAL INS. CO.* of NORWOOD, MASS. have inspected the components described in this Owner's Report during the period Jan. 10 to Jan. 11, 1991, and state that to the best of my knowledge and belief, the Owner has performed examinations and taken corrective measures described in this Owner's Report in accordance with the requirements of the ASME Code, Section XI.

By signing this certificate neither the Inspector nor his employer makes any warranty, expressed or implied, concerning the examinations and corrective measures described in this Owner's Report. Furthermore, neither the Inspector nor his employer shall be liable in any manner for any personal injury or property damage or a loss of any kind arising from or connected with this inspection.

Ricky W. White
Inspector's Signature

Commissions Mich. # 0086
National Board, State, Province, Endorsements

Date Jan. 11, 19 91

*FACTORY MUTUAL SYSTEM

10
11
12
13
14

15
16
17

18

19
20

21

22

23
24

25
26

27
28

29
30

31
32

33
34

35
36

37
38

39
40

41
42

43
44

45

INDIANA MICHIGAN POWER COMPANY
D. C. COOK NUCLEAR PLANT, BRIDGMAN, MI
UNIT 2 COMMERCIAL SERVICE DATE 2-1-1978
NATIONAL BOARD NUMBER 1

MI-5075
ATTACHMENT NO. 2

FORM NIS-2 OWNER'S REPORT FOR REPAIRS OR REPLACEMENTS
As Required by the Provisions of the ASME Code Section XI

1. Owner Indiana/Michigan Electric Company Date 1-22-90
Name
P.O. Box 60, Fort Wayne, Indiana 46801 Sheet 1 of 2
Address
2. Plant Donald C. Cook Nuclear Plant Unit 2
Name
P.O. Box 458, Bridgman, Michigan 49106 Job Order # B010923 RFC-1978
Address Repair Organization P.O. No., Job No., etc.
3. Work Performed by CIMCO Type Code Symbol Stamp V
Name
P.O. Box 218, Stevensville, MI. 49127 Authorization No. 0252-V
Address Expiration Date 12-31-90
4. Identification of System ECCS
5. (a) Applicable Construction Code ASME III 19 83 Edition, S'84 Addenda, NONE Code Case
(b) Applicable Edition of Section XI Utilized for Repairs or Replacements 19 83 W/S'1983 Addenda

6. Identification of Components Repaired or Replaced and Replacement Components

Name of Component	Name of Manufacturer	Manufacturer Serial No.	National Board No.	Other Identification	Year Built	Repaired, Replaced, or Replacement	ASME Code Stamped (Yes or No)
7/8"Ø Rod	N/A	N/A	N/A	ASP-11944 SA-453GR660	N/A	Replacement	NO
7/8" Nuts	N/A	N/A	N/A	ASP-3855 SA-194GR-8F	N/A	Replacement	NO

7. Description of Work Replace carbon steel studs with stainless steel studs on valves
2-IRV-310,311 & 320.
8. Tests Conducted: Hydrostatic ☐ Pneumatic ☐ Nominal Operating Pressure ☐
Other ☐ Pressure _____ psi Test Temp. _____ °F N/A

NOTE: Supplemental sheets in form of lists, sketches, or drawings may be used, provided (1) size is 8 1/2 in. x 11 in., (2) information in items 1 through 6 on this report is included on each sheet, and (3) each sheet is numbered and the number of sheets is recorded at the top of this form.

100

101

102

103

104

105

106

107

108

109

110

111

112

113

114

115

116

117

118

119

120

121

122

123

124

125

126

127

128

129

130

131

132

133

134

135

136

INDIANA MICHIGAN POWER COMPANY
D. C. COOK NUCLEAR PLANT, BRIDGMAN, MI
UNIT 2 COMMERCIAL SERVICE DATE 2-1-1978
NATIONAL BOARD NUMBER 1

2/2

FORM NIS-2 (Back)

9. Remarks Replaced existing carbon steel studs with stainless steel studs on

Applicable Manufacturer's Data Reports to be attached

valves 2-IRV-310, 311 and 320.

ASME Code Class II

ISI Class II

CERTIFICATE OF COMPLIANCE

We certify that the statements made in the report are correct and this replacement conforms to the rules of the ASME Code, Section XI. repair or replacement

Type Code Symbol Stamp N/A

Certificate of Authorization No. N/A Expiration Date N/A

Signed [Signature] Project Eng. (CMA) Date 2-5, 19 90
Owner or Owner's Designee, Title

CERTIFICATE OF INSERVICE INSPECTION

I, the undersigned, holding a valid commission issued by the National Board of Boiler and Pressure Vessel Inspectors and the State or Province of Michigan and employed by Arkwright Mutual Ins. Co. * of Norwood, Mass. have inspected the components described

in this Owner's Report during the period 2-5-90 to , and state that to the best of my knowledge and belief, the Owner has performed examinations and taken corrective measures described in this Owner's Report in accordance with the requirements of the ASME Code, Section XI.

By signing this certificate neither the Inspector nor his employer makes any warranty, expressed or implied, concerning the examinations and corrective measures described in this Owner's Report. Furthermore, neither the Inspector nor his employer shall be liable in any manner for any personal injury or property damage or a loss of any kind arising from or connected with this inspection.

[Signature]
Inspector's Signature

Commissions MAICH 555 END NIE
National Board, State, Province, and Endorsements

Date Feb 5, 19 90

* Factory Mutual Group

1

2

3

4

5

6

7

8

9

10

11

12

13

14

15

16

17

18

19

20

21

22

23

24

25

26

27

28

29

30

INDIANA MICHIGAN POWER COMPANY
D. C. COOK NUCLEAR PLANT, BRIDGMAN, MI
UNIT 2 COMMERCIAL SERVICE DATE 2-1-1978
NATIONAL BOARD NUMBER 1

MHI-5075
ATTACHMENT NO. 2

FORM NIS-2 OWNER'S REPORT FOR REPAIRS OR REPLACEMENTS
As Required by the Provisions of the ASME Code Section XI

1. Owner Indiana/Michigan Electric Company Date 1-23-90
Name
P.O. Box 60, Fort Wayne, Indiana 46801
Address
2. Plant Donald C. Cook Nuclear Plant Sheet 1 of 2
Name
P.O. Box 458, Bridgman, Michigan 49106
Address
Unit 2
Job Order # B001227
Repair Organization P.O. No., Job No., etc.
3. Work Performed by CIMCO Type Code Symbol Stamp V
Name
P.O. Box 218, Stevensville, MI. 49127
Address
Authorization No. 0252-V
Expiration Date 12-31-90
4. Identification of System Residual Heat
5. (a) Applicable Construction Code ASME III 19 83 Edition, S'84 Addenda, NONE Code Case
(b) Applicable Edition of Section XI Utilized for Repairs or Replacements 19 83 W/S'1983 Addenda
6. Identification of Components Repaired or Replaced and Replacement Components

Name of Component	Name of Manufacturer	Manufacturer Serial No.	National Board No.	Other Identification	Year Built	Repaired, Replaced, or Replacement	ASME Code Stamped (Yes or No)
Bolt 5/8" HX.HD.	N/A	N/A	N/A	ASP-3693 SA-193GR.B7	N/A	Replacement	NO
Nut 5/8" W/spring	Unistrut	PI012S	N/A	ASP-11240 30-100437	N/A	Replacement	NO

7. Description of Work Replaced missing strut bolt, nut and washer

8. Tests Conducted: Hydrostatic ☐ Pneumatic ☐ Nominal Operating Pressure ☐ N/A
Other ☐ Pressure _____ psi Test Temp. _____ F

NOTE: Supplemental sheets in form of lists, sketches, or drawings may be used, provided (1) size is 8 1/2 in. x 11 in., (2) information in items 1 through 6 on this report is included on each sheet, and (3) each sheet is numbered and the number of sheets is recorded at the top of this form.

(12 82)

This Form (E00030) may be obtained from the Order Dept., ASME, 345 E. 47th St., New York, N.Y. 10017

1

2

3

4

5

6

7

8

9

10

11

12

13

14

15

16

17

18

19

20

21

22

23

24

25

26

27

28

29

30

31

INDIANA MICHIGAN POWER COMPANY
D. C. COOK NUCLEAR PLANT, BRIDGMAN, MI
UNIT 2 COMMERCIAL SERVICE DATE 2-1-1978
NATIONAL BOARD NUMBER 1

FORM NIS-2 (Back)

9. Remarks Replaced missing strut bolt and nut with washer for hanger # 2-GRH-L808

Applicable Manufacturer's Data Reports to be attached

ASME Code Class II

ISI Class II

CERTIFICATE OF COMPLIANCE

We certify that the statements made in the report are correct and this replacement conforms to the rules of the ASME Code, Section XI. repair or replacement

Type Code Symbol Stamp N/A

Certificate of Authorization No. N/A Expiration Date N/A

Signed Harold Power CIMCO Project ENGR Date 2-5, '90
Owner or Owner's Designee, Title

CERTIFICATE OF INSERVICE INSPECTION

I, the undersigned, holding a valid commission issued by the National Board of Boiler and Pressure Vessel Inspectors and the State or Province of Michigan and employed by Arkwright Mutual Ins. Co. * of Norwood, Mass.

_____ have inspected the components described in this Owner's Report during the period 2-5-90 to _____, and state that to the best of my knowledge and belief, the Owner has performed examinations and taken corrective measures described in this Owner's Report in accordance with the requirements of the ASME Code, Section XI.

By signing this certificate neither the Inspector nor his employer makes any warranty, expressed or implied, concerning the examinations and corrective measures described in this Owner's Report. Furthermore, neither the Inspector nor his employer shall be liable in any manner for any personal injury or property damage or a loss of any kind arising from or connected with this inspection.

M. J. Matuszewska Commissions M-1555 END N&I
Inspector's Signature National Board, State, Province, and Endorsements

Date 2-5, '90

* Factory Mutual Group

1

2

3

4

5

6

7

8

9

10

11

12

13

14

15

16

17

18

19

20

21

22

23

24

15

INDIANA MICHIGAN POWER COMPANY
D. C. COOK NUCLEAR PLANT, BRIDGMAN, MI
UNIT 2 COMMERCIAL SERVICE DATE 2-1-1978
NATIONAL BOARD NUMBER 1

FORM NIS-2 OWNER'S REPORT FOR REPAIRS OR REPLACEMENTS
As Required by the Provisions of the ASME Code Section XI

1. Owner INDIANA MICHIGAN POWER COMPANY Date 1/24/90
Name
P.O. Box 60 Fort Wayne, IN 46801 Sheet 1 of 2
Address
2. Plant D.C. COOK NUCLEAR POWER PLANT Unit 2
Name
One Cook Place, Bridgman, MI 49106 B011580, FILE: ME-VAL-2-MRV-240
Address Repair Org. P.O. No., Job No., etc
HAYS, HESS, OMAN, RICE,
3. Work Performed by IMLER, DOBBINS Type Code Symbol Stamp N/A
Name Authorization No. N/A
Same as #2 Expiration Date N/A
Address
4. Identification of System MAIN STEAM
5. (a) Applicable Const. Code ANSI B31.1 1983 Ed., ---- Add. N-416 Code Case
(b) Applicable Edition of Section XI Utilized for Repairs or Replacements 1983,
Summer 1983 Addenda

6. Identification of Components Repaired or Replaced and Replacement Components

Name of Component	Name of Manufacturer	Manuf. Serial No.	National Board No.	Other Identification	Year Built	Repaired Replaced or Replacement	ASME Code Stamped (Yes or No)
VALVE 2-MRV-240							
WELD VENT LINE	N/A	N/A	N/A	N/A	1990	REPAIRED	NO
STUD	HOPKINSONS	N/A	N/A	ASP-7119	1982	REPLACED	NO
NUT	HOPKINSONS	N/A	N/A	ASP-461	1974	REPLACED	NO

7. Description of Work (See Remarks)
8. Test Conducted: Hydrostatic ☐ Pneumatic ☐ Nominal Operating Pressure ☒
Other ☐ Pressure _____ psi Test Temp. _____ °F

NOTE: Supplemental sheets in form of lists, sketches, or drawings may be used, provided (1) size is 8-1/2 in. x 11 in., (2) information in items 1 through 6 on this report is included on each sheet, and (3) each sheet is numbered and the number of sheets is recorded at the top of this form.

12

13

14

15

16

17

18

19

20

21

22

23

24

25

26

27

28

29

30

FORM NIS-2 (Back)

Remarks Unit 2, WELDED VENT LINE PER WPS 1.1 AND REPLACED STUD/NUT
Applicable Manufacturer's Data Reports to be attached

ON VALVE 2-MRV-240

REF: 02-MM-079

Ref. JO #B011580 File:ME-VAL-2-MRV-240 ISI Class 2

CERTIFICATE OF COMPLIANCE

We certify that the statements made in the report are correct and this
replacement/REPAIR conforms to the rules of the ASME Code, Section XI.
repair or replacement

Type Code Symbol Stamp N/A

Certificate of Authorization No. N/A Expiration Date N/A

Signed T. P. Beilman, Maint. Superintendent Date 2/2/91, 19 91
Owner of Owner's Designee, Title

CERTIFICATE OF INSERVICE INSPECTION

I, the undersigned, holding a valid commission issued by the National Board of Boiler and Pressure Vessel Inspectors and the State or Province of Michigan and employed by ARKWRIGHT MUTUAL INS. CO.* of NORWOOD, MASS. have inspected the components described in this Owner's Report during the period 1/12/90 to 1/22/90, and state that to the best of my knowledge and belief, the Owner has performed examinations and taken corrective measures described in this Owner's Report in accordance with the requirements of the ASME Code, Section XI.

By signing this certificate neither the Inspector nor his employer makes any warranty, expressed or implied, concerning the examinations and corrective measures described in this Owner's Report. Furthermore, neither the Inspector nor his employer shall be liable in any manner for any personal injury or property damage or a loss of any kind arising from or connected with this inspection.

M. K. McIntosh Commissions Mich 555, End N.E.
Inspector's Signature National Board, State, Province, Endorsements

Date 1-22 19 91

*FACTORY MUTUAL SYSTEM



FORM NIS-2 OWNER'S REPORT FOR REPAIRS OR REPLACEMENTS
As Required by the Provisions of the ASME Code Section XI

1. Owner INDIANA MICHIGAN POWER COMPANY Date 1/24/90
Name
P.O. Box 60 Fort Wayne, IN 46801 Sheet 1 of 2
Address
2. Plant D.C. COOK NUCLEAR POWER PLANT Unit 2
Name
One Cook Place, Bridgman, MI 49106 B011578, FILE:ME-VAL-2-MRV-230
Address Repair Org. P.O. No., Job No., etc
REESE, SANDERS, MARTIN, HESS,
3. Work Performed by SANDERS, LAYMAN, KRIEGER Type Code Symbol Stamp N/A
Name Authorization No. N/A
Same as #2 Expiration Date N/A
Address
4. Identification of System MAIN STEAM
5. (a) Applicable Const. Code ANSI B31.1 1983 Ed., ----- Add. N-416 Code Case
(b) Applicable Edition of Section XI Utilized for Repairs or Replacements 1983,
Summer 1983 Addenda

6. Identification of Components Repaired or Replaced and Replacement Components

Name of Component	Name of Manufacturer	Manuf. Serial No.	National Board No.	Other Identification	Year Built	Repaired Replaced or Replacement	ASME Code Stamped (Yes or No)
VALVE 2-MRV-230							
WELD VENT LINE	N/A	N/A	N/A	N/A	1990	REPAIRED	NO
B/B STUDS	ATWOOD M.	N/A	N/A	ASP-7119	1982	REPLACED	NO
B/B NUTS	ATWOOD M.	N/A	N/A	ASP-461	1973	REPLACED	NO

7. Description of Work (See Remarks)

8. Test Conducted: Hydrostatic ☐ Pneumatic ☐ Nominal Operating Pressure ☒
Other ☐ Pressure _____ psi Test Temp. _____ °F

NOTE: Supplemental sheets in form of lists, sketches, or drawings may be used, provided (1) size is 8-1/2 in. x 11 in., (2) information in items 1 through 6 on this report is included on each sheet, and (3) each sheet is numbered and the number of sheets is recorded at the top of this form.

1

2

3

4

5

6

7

8

9

10

11

12

13

14

15

16

17

18

19

20

21

22

23

24

25

26

27

28

FORM NIS-2 (Back)

9. Remarks Unit 2, REPLACED B/B STUDS/NUTS AND WELDED VENT LINE PER
Applicable Manufacturer's Data Reports to be attached
WPS 1.1 ON VALVE 2-MRV-230
REF. 02-MM-079
Ref. JO #B011578 File:ME-VAL-2-MRV-230 ISI Class 2

CERTIFICATE OF COMPLIANCE

We certify that the statements made in the report are correct and this replacement/REPAIR conforms to the rules of the ASME Code, Section XI.
repair or replacement

Type Code Symbol Stamp N/A

Certificate of Authorization No. N/A Expiration Date N/A

Signed T. P. Beilman, Maint. Superintendent Date 21 January, 19 91
Owner of Owner's Designee, Title

CERTIFICATE OF INSERVICE INSPECTION

I, the undersigned, holding a valid commission issued by the National Board of Boiler and Pressure Vessel Inspectors and the State or Province of Michigan and employed by ARKWRIGHT MUTUAL INS. CO.* of NORWOOD, MASS. have inspected the components described in this Owner's Report during the period 1-12-90 to 1-22-90, and state that to the best of my knowledge and belief, the Owner has performed examinations and taken corrective measures described in this Owner's Report in accordance with the requirements of the ASME Code, Section XI.

By signing this certificate neither the Inspector nor his employer makes any warranty, expressed or implied, concerning the examinations and corrective measures described in this Owner's Report. Furthermore, neither the Inspector nor his employer shall be liable in any manner for any personal injury or property damage or a loss of any kind arising from or connected with this inspection.

M. A. McIntire Commissions MICH 555, END N/E
Inspector's Signature National Board, State, Province, Endorsements

Date 1-22 19 91

*FACTORY MUTUAL SYSTEM



INDIANA MICHIGAN POWER COMPANY
D. C. COOK NUCLEAR PLANT, BRIDGMAN, MI
UNIT 2 COMMERCIAL SERVICE DATE 2-1-1978
NATIONAL BOARD NUMBER 1

FORM N

IS-2 OWNER'S REPORT FOR REPAIRS OR REPLACEMENTS

As Required by the Provisions of the ASME Code Section XI

1. Owner INDIANA MICHIGAN POWER COMPANY Date 1/24/90
Name
P.O. Box 60 Fort Wayne, IN 46801 Sheet 1 of 2
Address
2. Plant D.C. COOK NUCLEAR POWER PLANT Unit 2
Name
One Cook Place, Bridgman, MI 49106 B011574, FILE:ME-VAL-2-MRV-210
Address Repair Org. P.O. No., Job No., etc
ALLENSPACH, OMAN, IMLER,
3. Work Performed by HAYS, HESS, RICE, DOBBINS Type Code Symbol Stamp N/A
Name Authorization No. N/A
Same as #2 Expiration Date N/A
Address
4. Identification of System MAIN STEAM
5. (a) Applicable Const. Code ASME III 1977 Ed., S-1977 Add. N-416 Code Case
(b) Applicable Edition of Section XI Utilized for Repairs or Replacements 1983,
Summer 1983 Addenda

6. Identification of Components Repaired or Replaced and Replacement Components

Name of Component	Name of Manufacturer	Manuf. Serial No.	National Board No.	Other Identification	Year Built	Repaired Replaced or Replacement	ASME Code Stamped (Yes or No)
VALVE 2-MRV-210							
B/B STUDS/NUTS	ATWOOD & MORRILL COMP.	N/A	N/A	ASP-461 ASP-8391	1973 1982	REPLACED	NO

7. Description of Work (See Remarks)

8. Test Conducted: Hydrostatic ☐ Pneumatic ☐ Nominal Operating Pressure ☒
Other ☐ Pressure psi Test Temp. °F

NOTE: Supplemental sheets in form of lists, sketches, or drawings may be used, provided
(1) size is 8-1/2 in. x 11 in., (2) information in items 1 through 6 on this report is



1
2
3
4
5
6
7
8
9
10
11
12
13
14
15
16
17
18
19
20
21
22
23
24
25
26
27
28
29
30
31
32
33
34
35
36
37
38
39
40
41
42
43
44
45
46
47
48
49
50
51
52
53
54
55
56
57
58
59
60
61
62
63
64
65
66
67
68
69
70
71
72
73
74
75
76
77
78
79
80
81
82
83
84
85
86
87
88
89
90
91
92
93
94
95
96
97
98
99
100

THE UNITED STATES OF AMERICA

DO hereby certify that

the following is a true and correct copy

of the original as the same appears in the files of the

Department of the Interior

at Washington, D. C.

FORM NIS-2 (Back)

Remarks Unit 2, REPLACED BODY TO BONNET STUDS AND NUTS FOR VALVE
Applicable Manufacturer's Data Reports to be attached

2-MRV-210. CUT & REWELDED VENT LINE WITH WPS 1.1

REF. 02-MM-079

Ref. JO#B011574 File:ME-VAL-2-MRV-210 ISI Class 2

CERTIFICATE OF COMPLIANCE

We certify that the statements made in the report are correct and this
replacement conforms to the rules of the ASME Code, Section XI.
repair or replacement

Type Code Symbol Stamp N/A

Certificate of Authorization No. N/A Expiration Date N/A

Signed T. P. Bellman, Maint. Superintendent Date 1-5-, 19 91
Owner of Owner's Designee, Title

CERTIFICATE OF INSERVICE INSPECTION

I, the undersigned, holding a valid commission issued by the National Board of Boiler and Pressure Vessel Inspectors and the State or Province of Michigan and employed by ARKWRIGHT MUTUAL INS. CO.* of NORWOOD, MASS. have inspected the components described in this Owner's Report during the period Jan. 10 to Jan. 11, 1991, and state that to the best of my knowledge and belief, the Owner has performed examinations and taken corrective measures described in this Owner's Report in accordance with the requirements of the ASME Code, Section XI.

By signing this certificate neither the Inspector nor his employer makes any warranty, expressed or implied, concerning the examinations and corrective measures described in this Owner's Report. Furthermore, neither the Inspector nor his employer shall be liable in any manner for any personal injury or property damage or a loss of any kind arising from or connected with this inspection.

Rocky W. White Commissions Mich. # 0686
Inspector's Signature National Board, State, Province, Endorsements

Date Jan. 11, 19 91

*FACTORY MUTUAL SYSTEM



INDIANA MICHIGAN POWER COMPANY
D. C. COOK NUCLEAR PLANT, BRIDGMAN, MI
UNIT 2 COMMERCIAL SERVICE DATE 2-1-1978
NATIONAL BOARD NUMBER 1

26

FORM NIS-2 OWNER'S REPORT FOR REPAIRS OR REPLACEMENTS
As Required by the Provisions of the ASME Code Section XI

1. Owner INDIANA MICHIGAN POWER COMPANY Date 2/5/90
Name
P.O. Box 60 Fort Wayne, IN 46801 Sheet 1 of 2
Address
2. Plant D.C. COOK NUCLEAR POWER PLANT Unit 2
Name
One Cook Place, Bridgman, MI 49106 B000300, FILE:ME-VAL-2-MRV-223
Address HEFLIN, HAYS, Repair Org. P.O. No., Job No., etc
DOBBINS, SANDERS
3. Work Performed by DOBBINS, SANDERS Type Code Symbol Stamp N/A
Name
Same as #2 Authorization No. N/A
Address Expiration Date N/A
4. Identification of System MAIN STEAM
5. (a) Applicable Const. Code *PAGE 2 19 - Ed., --- Add. ---- Code Case
(b) Applicable Edition of Section XI Utilized for Repairs or Replacements 1983,
Summer 1983 Addenda

6. Identification of Components Repaired or Replaced and Replacement Components

Name of Component	Name of Manufacturer	Manuf. Serial No.	National Board No.	Other Identification	Year Built	Repaired Replaced or Replacement	ASME Code Stamped (Yes or No)
VALVE 2-MRV-223	FISHER	N/A	N/A	N/A	N/A	REPAIRED	NO

7. Description of Work (See Remarks)

8. Test Conducted: Hydrostatic ☐ Pneumatic ☐ Nominal Operating Pressure ☒
Other ☐ Pressure _____ psi Test Temp. _____ °F

NOTE: Supplemental sheets in form of lists, sketches, or drawings may be used, provided (1) size is 8-1/2 in. x 11 in., (2) information in items 1 through 6 on this report is included on each sheet, and (3) each sheet is numbered and the number of sheets is recorded at the top of this form.

1
2
3
4
5
6
7
8
9
10
11
12
13
14
15
16
17
18
19
20
21
22
23
24
25
26
27
28
29
30
31
32
33
34
35
36
37
38
39
40
41
42
43
44
45
46
47
48
49
50
51
52
53
54
55
56
57
58
59
60
61
62
63
64
65
66
67
68
69
70
71
72
73
74
75
76
77
78
79
80
81
82
83
84
85
86
87
88
89
90
91
92
93
94
95
96
97
98
99
100

101
102
103
104
105
106
107
108
109
110
111
112
113
114
115
116
117
118
119
120
121
122
123
124
125
126
127
128
129
130
131
132
133
134
135
136
137
138
139
140
141
142
143
144
145
146
147
148
149
150
151
152
153
154
155
156
157
158
159
160
161
162
163
164
165
166
167
168
169
170
171
172
173
174
175
176
177
178
179
180
181
182
183
184
185
186
187
188
189
190
191
192
193
194
195
196
197
198
199
200

201
202
203
204
205
206
207
208
209
210
211
212
213
214
215
216
217
218
219
220
221
222
223
224
225
226
227
228
229
230
231
232
233
234
235
236
237
238
239
240
241
242
243
244
245
246
247
248
249
250
251
252
253
254
255
256
257
258
259
260
261
262
263
264
265
266
267
268
269
270
271
272
273
274
275
276
277
278
279
280
281
282
283
284
285
286
287
288
289
290
291
292
293
294
295
296
297
298
299
300

FORM NIS-2 (Back)

Remarks Unit 2, REPAIRED DAMAGED SEATING SURFACE ON BONNET & BONNET
Applicable Manufacturer's Data Reports to be attached

SPACER FOR VALVE 2-MRV-223.MACHINED & WELDED PER WPS 16.3

* ANSI B31.1 1983 EDITION

Ref. JO #B000300 File:ME-VAL-2-MRV-223 ISI Class 2

CERTIFICATE OF COMPLIANCE

We certify that the statements made in the report are correct and this
repair conforms to the rules of the ASME Code, Section XI.
repair or replacement

Type Code Symbol Stamp N/A

Certificate of Authorization No. N/A Expiration Date N/A

Signed T. P. Beilman, Maint. Superintendent Date 2 January, 19 91
Owner of Owner's Designee, Title

CERTIFICATE OF INSERVICE INSPECTION

I, the undersigned, holding a valid commission issued by the National Board of Boiler and Pressure Vessel Inspectors and the State or Province of Michigan and employed by ARKWRIGHT MUTUAL INS. CO.* of NORWOOD, MASS. have inspected the components described in this Owner's Report during the period 1-30-90 to 2-14-90, and state that to the best of my knowledge and belief, the Owner has performed examinations and taken corrective measures described in this Owner's Report in accordance with the requirements of the ASME Code, Section XI.

By signing this certificate neither the Inspector nor his employer makes any warranty, expressed or implied, concerning the examinations and corrective measures described in this Owner's Report. Furthermore, neither the Inspector nor his employer shall be liable in any manner for any personal injury or property damage or a loss of any kind arising from or connected with this inspection.

MR. Martin Commissions Mich 555 ENR NIT
Inspector's Signature National Board, State, Province, Endorsements

Date Jan 3 19 91

*FACTORY MUTUAL SYSTEM

1
2
3
4
5
6
7
8
9
10
11
12
13
14
15
16
17
18
19
20
21
22
23
24
25
26
27
28
29
30
31
32
33
34
35
36
37
38
39
40
41
42
43
44
45
46
47
48
49
50
51
52
53
54
55
56
57
58
59
60
61
62
63
64
65
66
67
68
69
70
71
72
73
74
75
76
77
78
79
80
81
82
83
84
85
86
87
88
89
90
91
92
93
94
95
96
97
98
99
100

...

...

...

...

...

...

...

FORM NIS-2 OWNER'S REPORT FOR REPAIRS OR REPLACEMENTS
As Required by the Provisions of the ASME Code Section XI

1. Owner INDIANA MICHIGAN POWER COMPANY Date 5/16/90
Name
P.O. Box 60 Fort Wayne, IN 46801 Sheet 1 of 2
Address
2. Plant D.C. COOK NUCLEAR POWER PLANT Unit 2
Name
One Cook Place, Bridgman, MI 49106 B50175, FILE:2-GCTS-S-116W
Address Repair Org. P.O. No., Job No., etc
3. Work Performed by IMLER, ALLENSPACH, LAYMAN Type Code Symbol Stamp N/A
Name Authorization No. N/A
Same as #2 Expiration Date N/A
Address
4. Identification of System CONTAINMENT SPRAY
5. (a) Applicable Const. Code ANSI B31.1 1967*Ed., N/A Add. N/A Code Case
(b) Applicable Edition of Section XI Utilized for Repairs or Replacements 1983,
Summer 1983 Addenda

6. Identification of Components Repaired or Replaced and Replacement Components

Name of Component	Name of Manufacturer	Manuf. Serial No.	Nat. Board No.	Other Identification	Year Built	Repaired Replaced or Replacement	ASME Code Stamped (Yes or No)
SNUBBER 2-GCTS-S-116W	GRINNELL	28518	N/A	CYL. S/N 76124910-148	1976	REPLACED	NO
SNUBBER 2-GCTS-S-116W	GRINNELL	31260	N/A	CYL. S/N R78317496-9	1978	REPLACE- MENT	NO

7. Description of Work (See Remarks)

8. Test Conducted: Hydrostatic ☐ Pneumatic ☐ Nominal Operating Pressure ☐
N/A ☒ Other ☐ Pressure _____ psi Test Temp. _____ °F

NOTE: Supplemental sheets in form of lists, sketches, or drawings may be used, provided (1) size is 8-1/2 in. x 11 in., (2) information in items 1 through 6 on this report is included on each sheet, and (3) each sheet is numbered and the number of sheets is recorded at the top of this form.



FORM NIS-2 (Back)

Remarks Unit 2, REPLACED SNUBBER 2-GCTS-S116W S/N 28518 WITH
Applicable Manufacturer's Data Reports to be attached
S/N 31260 *MATERIALS PROCURED TO DESIGN CRITERIA & INSTALLED
PER T/S AND MANUFACTURER'S INSTRUCTIONS.
Ref. JO #B50175 File:PS-HS-2-GCTS-S116W ISI Class 2

CERTIFICATE OF COMPLIANCE

We certify that the statements made in the report are correct and this
replacement conforms to the rules of the ASME Code, Section XI.
repair or replacement

Type Code Symbol Stamp N/A

Certificate of Authorization No. N/A Expiration Date N/A

Signed T. P. Beilman, Maint. Superintendent Date 2-5, 19 91
Owner of Owner's Designee, Title

CERTIFICATE OF INSERVICE INSPECTION

I, the undersigned, holding a valid commission issued by the National Board of Boiler and Pressure Vessel Inspectors and the State or Province of Michigan and employed by ARKWRIGHT MUTUAL INS. CO.* of NORWOOD, MASS. have inspected the components described in this Owner's Report during the period 2-5-91 to —, and state that to the best of my knowledge and belief, the Owner has performed examinations and taken corrective measures described in this Owner's Report in accordance with the requirements of the ASME Code, Section XI.

By signing this certificate neither the Inspector nor his employer makes any warranty, expressed or implied, concerning the examinations and corrective measures described in this Owner's Report. Furthermore, neither the Inspector nor his employer shall be liable in any manner for any personal injury or property damage or a loss of any kind arising from or connected with this inspection.

[Signature]
Inspector's Signature

Commissions

Michigan End NEI
National Board, State, Province, Endorsements

Date Feb 6 19 91

*FACTORY MUTUAL SYSTEM

1

2

3

4

5

6

7

8

9

10

11

12

13

14

15

16

17

18

19

20

21

22

23

FORM NIS-2 OWNER'S REPORT FOR REPAIRS OR REPLACEMENTS
As Required by the Provisions of the ASME Code Section XI

1. Owner INDIANA MICHIGAN POWER COMPANY Date 5/17/90
Name
P.O. Box 60 Fort Wayne, IN 46801 Sheet 1 of 2
Address
2. Plant D.C. COOK NUCLEAR POWER PLANT Unit 2
Name
One Cook Place, Bridgman, MI 49106 B50176, FILE:PS-2-GCTS-S-115S
Address Repair Org. P.O. No., Job No., etc
IMLER,
3. Work Performed by HESS, DOBBINS, BACKUS, Type Code Symbol Stamp N/A
Name Authorization No. N/A
Same as #2 Expiration Date N/A
Address
4. Identification of System CONTAINMENT SPRAY PIPE SUPPORT (SNUBBER)
5. (a) Applicable Const. Code ANSI B31.1 1967*Ed., N/A Add. N/A Code Case
(b) Applicable Edition of Section XI Utilized for Repairs or Replacements 1983,
Summer 1983 Addenda

6. Identification of Components Repaired or Replaced and Replacement Components

Name of Component	Name of Manufacturer	Manuf. Serial No.	Nat. Board No.	Other Identification	Year Built	Repaired Replaced or Replacement	ASME Code Stamped (Yes or No)
SNUBBER 2GCTS-115S	GRINNELL	18522	N/A	CYL.S/N 75503196-87	1975	REPLACED	NO
SNUBBER 2GCTS-115S	GRINNELL	31256	N/A	CYL.S/N7618 1172-132	1976	REPLACE-MENT	NO

7. Description of Work (See Remarks)

8. Test Conducted: Hydrostatic ☐ Pneumatic ☐ Nominal Operating Pressure ☐
N/A ☒ Other ☐ Pressure _____ psi Test Temp. _____ °F

NOTE: Supplemental sheets in form of lists, sketches, or drawings may be used, provided (1) size is 8-1/2 in. x 11 in., (2) information in items 1 through 6 on this report is included on each sheet, and (3) each sheet is numbered and the number of sheets is recorded at the top of this form.

一

二

三

四

五

六

七

八

九

十

十一

十二

十三

十四

十五

十六

十七

十八

十九

二十

FORM NIS-2 (Back)

Remarks Unit 2, REPLACED SNUBBER 2-GCTS-S115-S, S/N 18522 WITH
Applicable Manufacturer's Data Reports to be attached

S/N 31256

*PURCHASED TO DESIGN CRITERIA & INSTALLED PER T/S & MFG. INST.

Ref. JO #B50176 File:PS-2-GCTS-S115-S ISI Class 2

CERTIFICATE OF COMPLIANCE

We certify that the statements made in the report are correct and this
replacement conforms to the rules of the ASME Code, Section XI.
repair or replacement

Type Code Symbol Stamp N/A

Certificate of Authorization No. N/A Expiration Date N/A

Signed T. P. Beilman, Maint. Superintendent Date 25 January, 19 91
Owner of Owner's Designee, Title

CERTIFICATE OF INSERVICE INSPECTION

I, the undersigned, holding a valid commission issued by the National Board of Boiler and Pressure Vessel Inspectors and the State or Province of Michigan and employed by ARKWRIGHT MUTUAL INS. CO.* of NORWOOD, MASS. have inspected the components described in this Owner's Report during the period 1-28-91 to , and state that to the best of my knowledge and belief, the Owner has performed examinations and taken corrective measures described in this Owner's Report in accordance with the requirements of the ASME Code, Section XI.

By signing this certificate neither the Inspector nor his employer makes any warranty, expressed or implied, concerning the examinations and corrective measures described in this Owner's Report. Furthermore, neither the Inspector nor his employer shall be liable in any manner for any personal injury or property damage or a loss of any kind arising from or connected with this inspection.

[Signature]
Inspector's Signature

Commissions Mich 555, END N & I
National Board, State, Province, Endorsements

Date 1-28 19 91

*FACTORY MUTUAL SYSTEM



38

INDIANA MICHIGAN POWER COMPANY
D. C. COOK NUCLEAR PLANT, BRIDGMAN, MI
UNIT 2 COMMERCIAL SERVICE DATE 2-1-1978
NATIONAL BOARD NUMBER 1

FORM NIS-2 OWNER'S REPORT FOR REPAIRS OR REPLACEMENTS
As Required by the Provisions of the ASME Code Section XI

1. Owner INDIANA MICHIGAN POWER COMPANY Date 5-22-90
Name
P.O. Box 60 Fort Wayne, IN 46801 Sheet 1 of 2
Address
2. Plant D.C. COOK NUCLEAR POWER PLANT Unit 2
Name
One Cook Place, Bridgman, MI 49106 JO #B018578. File: ME-VAL-2-DCR-320
Address Repair Organization P.O. No., Job No., etc.
3. Work Performed by Rice, Herrman, Raycraft Type Code Symbol Stamp N/A
Name
Same as #2 Authorization No. N/A
Address Expiration Date N/A
4. Identification of System Blowdown - Main Steam
5. (a) Applicable Construction Code * 19 Edition, Addenda, Code Case
(b) Applicable Edition of Section XI Utilized for Repairs or Replacements 19 83, Summer 1983 Addenda

6. Identification of Components Repaired or Replaced and Replacement Components

Name of Component	Name of Manufacturer	Manufacturer Serial No.	National Board No.	Other Identification	Year Built	Repaired, Replaced, or Replacement	ASME Code Stamped (Yes or No)
VALVE 2-DCR-320	HAMMEL- DAHL	-----	N/A	ASP-11665	1988	REPAIRED	NO

7. Description of Work (See Remarks)
8. Tests Conducted: Hydrostatic ☐ Pneumatic ☐ Nominal Operating Pressure ☒
Other ☐ Pressure psi Test Temp. °F

NOTE: Supplemental sheets in form of lists, sketches, or drawings may be used, provided (1) size is 8 1/2 in. x 11 in., (2) information in Items 1 through 6 on this report is included on each sheet, and (3) each sheet is numbered and the number of sheets is recorded at the top of this form.

(12/82) This Form (E00030) may be obtained from the Order Dept., ASME, 345 E. 47th St., New York, N.Y. 10017

* FABRICATED TO ORIGINAL DESIGN SPECIFICATION AND EXAMINED IN ACCORDANCE WITH
ASME SECTION XI 1983 EDITION; SUMMER 1983 ADDENDA.

100-100000

100-100000

INDIANA MICHIGAN POWER COMPANY
D. C. COOK NUCLEAR PLANT, BRIDGMAN, MI
UNIT 2 COMMERCIAL SERVICE DATE 2-1-1978
NATIONAL BOARD NUMBER 1

FORM NIS-2 (Back)

9. Remarks Unit 2, REPLACED VALVE PLUG FOR VALVE 2-DCR-320

Applicable Manufacturer's Data Reports to be attached

Ref. J.O. # B018578

File: ME-VAL-2-DCR-320

ASME Class 2

CERTIFICATE OF COMPLIANCE

We certify that the statements made in the report are correct and this REPAIR/ conforms to the rules of the
ASME Code, Section XI. repair or replacement
REPLACEMENT

Type Code Symbol Stamp N/ACertificate of Authorization No. N/A Expiration Date N/A

Signed T. P. Beilman, Maintenance Superintendent Date 15 September, 19 90
Owner or Owner's Designee, Title

CERTIFICATE OF INSERVICE INSPECTION

I, the undersigned, holding a valid commission issued by the National Board of Boiler and Pressure Vessel Inspectors and the State or Province of Michigan and employed by ARKWRIGHT MUTUAL INS. CO.* of NORWOOD, MASS. have inspected the components described in this Owner's Report during the period 5-25-90 to , and state that to the best of my knowledge and belief, the Owner has performed examinations and taken corrective measures described in this Owner's Report in accordance with the requirements of the ASME Code, Section XI.

By signing this certificate neither the Inspector nor his employer makes any warranty, expressed or implied, concerning the examinations and corrective measures described in this Owner's Report. Furthermore, neither the Inspector nor his employer shall be liable in any manner for any personal injury or property damage or a loss of any kind arising from or connected with this inspection.

772 [Signature] Commissions MICH 655 END N&I
Inspector's Signature National Board, State, Province, and Endorsements

*FACTORY MUTUAL SYSTEM

Date 9-25 19 90



FORM NIS-2 OWNER'S REPORT FOR REPAIRS OR REPLACEMENTS
As Required by the Provisions of the ASME Code Section XI

1. Owner INDIANA MICHIGAN POWER COMPANY Date 7/2/90
Name
P.O. Box 60 Fort Wayne, IN 46801 Sheet 1 of 2
Address
2. Plant D.C. COOK NUCLEAR POWER PLANT Unit 2
Name
One Cook Place, Bridgman, MI 49106 B016742, FILE:PS-44-2-RO-18E
Address Repair Org. P.O. No., Job No., etc
3. Work Performed by JOHN VERN Type Code Symbol Stamp N/A
Name Authorization No. N/A
Same as #2 Expiration Date N/A
Address
4. Identification of System CONTAINMENT SPRAY
5. (a) Applicable Const. Code ASME III 1986 Ed., 1986 Add. --- Code Case
(b) Applicable Edition of Section XI Utilized for Repairs or Replacements 1983,
Summer 1983 Addenda

6. Identification of Components Repaired or Replaced and Replacement Components

Name of Component	Name of Manufacturer	Manuf. Serial No.	National Board No.	Other Identification	Year Built	Repaired Replaced or Replacement	ASME Code Stamped (Yes or No)
ORIFICE 2-RO-18E							
STUDS	CARDINAL	N/A	N/A	ASP-10614	1988	REPLACED	NO

7. Description of Work (See Remarks)

8. Test Conducted: Hydrostatic ☐ Pneumatic ☐ Nominal Operating Pressure ☐
N/A ☒ Other ☐ Pressure psi Test Temp. °F

NOTE: Supplemental sheets in form of lists, sketches, or drawings may be used, provided (1) size is 8-1/2 in. x 11 in., (2) information in items 1 through 6 on this report is included on each sheet, and (3) each sheet is numbered and the number of sheets is recorded at the top of this form.

1

2

3

4

5

6

7

8

9

10

11

12

13

14

15

16

17

18

19

20

21

22

23

24

25

FORM NIS-2 (Back)

Remarks Unit 2, REPLACED FLANGE STUDS ON RESTRICTING ORIFICE 2-RO-18E
Applicable Manufacturer's Data Reports to be attached

Ref. JO #B016742 File:PS-44-2-RO-18E ISI Class 2

CERTIFICATE OF COMPLIANCE

We certify that the statements made in the report are correct and this replacement conforms to the rules of the ASME Code, Section XI.
repair or replacement

Type Code Symbol Stamp N/A

Certificate of Authorization No. N/A Expiration Date N/A

Signed T. P. Beilman, Maint. Superintendent Date Jan 14, 1991
Owner of Owner's Designee, Title

CERTIFICATE OF INSERVICE INSPECTION

I, the undersigned, holding a valid commission issued by the National Board of Boiler and Pressure Vessel Inspectors and the State or Province of Michigan and employed by ARKWRIGHT MUTUAL INS. CO.* of NORWOOD, MASS. have inspected the components described in this Owner's Report during the period Jan. 14 to Jan. 14, 1991, and state that to the best of my knowledge and belief, the Owner has performed examinations and taken corrective measures described in this Owner's Report in accordance with the requirements of the ASME Code, Section XI.

By signing this certificate neither the Inspector nor his employer makes any warranty, expressed or implied, concerning the examinations and corrective measures described in this Owner's Report. Furthermore, neither the Inspector nor his employer shall be liable in any manner for any personal injury or property damage or a loss of any kind arising from or connected with this inspection.

Ruby W. White Commissions Mich. #0686
Inspector's Signature National Board, State, Province, Endorsements

Date Jan. 16, 19 91

*FACTORY MUTUAL SYSTEM

20

1

2

3

4

5

6

7

8

9

10

11

12

13

14

15

16

17

18

19

20

21

22

23

24

INDIANA MICHIGAN POWER COMPANY
D. C. COOK NUCLEAR PLANT, BRIDGMAN, MI
UNIT 2 COMMERCIAL SERVICE DATE 2-1-1978
NATIONAL BOARD NUMBER 1

FORM NIS-2 OWNER'S REPORT FOR REPAIRS OR REPLACEMENTS
As Required by the Provisions of the ASME Code Section XI

1. Owner INDIANA MICHIGAN POWER COMPANY Date 7/2/90
Name
P.O. Box 60 Fort Wayne, IN 46801 Sheet 1 of 2
Address
2. Plant D.C. COOK NUCLEAR POWER PLANT Unit 2
Name
One Cook Place, Bridgman, MI 49106 B016537, PS-44-2-IFX-215-OR
Address Repair Org. P.O. No., Job No., etc
3. Work Performed by R. SMITH Type Code Symbol Stamp N/A
Name Authorization No. N/A
Same as #2 Expiration Date N/A
Address
4. Identification of System CONTAINMENT SPRAY
5. (a) Applicable Const. Code ASME III 1986 Ed., 1986 Add. N/A Code Case
(b) Applicable Edition of Section XI Utilized for Repairs or Replacements 1983,
Summer 1983 Addenda

6. Identification of Components Repaired or Replaced and Replacement Components

Name of Component	Name of Manufacturer	Manuf. Serial No.	National Board No.	Other Identification	Year Built	Repaired Replaced or Replacement	ASME Code Stamped (Yes or No)
ORIFICE 2-IFX-215 -OR							
STUDS/NUTS	CARDINAL IND.	N/A	N/A	ASP-10614	1988	REPLACED	NO

7. Description of Work (See Remarks)

8. Test Conducted: Hydrostatic ☐ Pneumatic ☐ Nominal Operating Pressure ☐
N/A ☒ Other ☐ Pressure _____ psi Test Temp. _____ °F

NOTE: Supplemental sheets in form of lists, sketches, or drawings may be used, provided (1) size is 8-1/2 in. x 11 in., (2) information in items 1 through 6 on this report is included on each sheet, and (3) each sheet is numbered and the number of sheets is recorded at the top of this form.

100

100

100

100

100

100

100

100

100

100

100

100

100

100

100

100

100

100

100

100

100

100

100

100

100

100

100

100

100

100

100

100

100



FORM NIS-2 (Back)

Remarks Unit 2, REPLACED STUDS/NUTS FOR ORIFICE 2-IFX-215-OR
Applicable Manufacturer's Data Reports to be attached

PURCHASED IN ACCORDANCE WITH SPECIFICATION DCCPV105OCN

Ref. JO # B016537 File:PS-44-2-IFX-215-OR ISI Class 2

CERTIFICATE OF COMPLIANCE

We certify that the statements made in the report are correct and this
replacement conforms to the rules of the ASME Code, Section XI.
repair or replacement

Type Code Symbol Stamp N/A

Certificate of Authorization No. N/A Expiration Date N/A

Signed T. P. Beilman, Maint. Superintendent Date 1-5, 19 91
Owner of Owner's Designee, Title

CERTIFICATE OF INSERVICE INSPECTION

I, the undersigned, holding a valid commission issued by the National Board of Boiler and Pressure Vessel Inspectors and the State or Province of Michigan and employed by ARKWRIGHT MUTUAL INS. CO.* of NORWOOD, MASS. have inspected the components described in this Owner's Report during the period Jan. 10 to Jan. 10, 1991, and state that to the best of my knowledge and belief, the Owner has performed examinations and taken corrective measures described in this Owner's Report in accordance with the requirements of the ASME Code, Section XI.

By signing this certificate neither the Inspector nor his employer makes any warranty, expressed or implied, concerning the examinations and corrective measures described in this Owner's Report. Furthermore, neither the Inspector nor his employer shall be liable in any manner for any personal injury or property damage or a loss of any kind arising from or connected with this inspection.

Ruby W. White
Inspector's Signature

Commissions Mich. # 0686
National Board, State, Province, Endorsements

Date Jan. 10, 19 91

*FACTORY MUTUAL SYSTEM

1
2
3
4
5
6
7
8
9
10
11
12
13
14
15
16
17
18
19
20
21
22
23
24
25
26
27
28
29
30
31
32
33
34
35
36
37
38
39
40
41
42
43
44
45
46
47
48
49
50
51
52
53
54
55
56
57
58
59
60
61
62
63
64
65
66
67
68
69
70
71
72
73
74
75
76
77
78
79
80
81
82
83
84
85
86
87
88
89
90
91
92
93
94
95
96
97
98
99
100

INDIANA MICHIGAN POWER COMPANY
D. C. COOK NUCLEAR PLANT, BRIDGMAN, MI
UNIT 2 COMMERCIAL SERVICE DATE 2-1-1978
NATIONAL BOARD NUMBER 1

FORM NIS-2 OWNER'S REPORT FOR REPAIRS OR REPLACEMENTS
As Required by the Provisions of the ASME Code Section XI

1. Owner INDIANA MICHIGAN POWER COMPANY Date 7/2/90
Name
P.O. Box 60 Fort Wayne, IN 46801 Sheet 1 of 2
Address
2. Plant D.C. COOK NUCLEAR POWER PLANT Unit 2
Name
One Cook Place, Bridgman, MI 49106 B016741, FILE:PS-44-2-IFX-220-OR
Address Repair Org. P.O. No., Job No., etc
3. Work Performed by J. VERN Type Code Symbol Stamp N/A
Name Authorization No. N/A
Same as #2 Expiration Date N/A
Address
4. Identification of System CONTAINMENT SPRAY
5. (a) Applicable Const. Code ASME III 1986 Ed., 1987 Add. N/A Code Case
(b) Applicable Edition of Section XI Utilized for Repairs or Replacements 1983,
Summer 1983 Addenda
6. Identification of Components Repaired or Replaced and Replacement Components

Name of Component	Name of Manufacturer	Manuf. Serial No.	National Board No.	Other Identification	Year Built	Repaired Replaced or Replacement	ASME Code Stamped (Yes or No)
ORIFICE 2-IFX-220 -OR							
STUDS/NUTS	TEXAS BOLT	N/A	N/A	ASP-10818	1988	REPLACED	NO

7. Description of Work (See Remarks)
8. Test Conducted: Hydrostatic ☐ Pneumatic ☐ Nominal Operating Pressure ☐
N/A ☒ Other ☐ Pressure _____ psi Test Temp. _____ °F

NOTE: Supplemental sheets in form of lists, sketches, or drawings may be used, provided (1) size is 8-1/2 in. x 11 in., (2) information in items 1 through 6 on this report is included on each sheet, and (3) each sheet is numbered and the number of sheets is recorded at the top of this form.

11
12
13
14

15

16

17

18

19

20

21

22

23

24

25

26

27

28

29

30

31

32

33

34

35

36

37

FORM NIS-2 (Back)

Remarks Unit 2, REPLACED STUDS/NUTS FOR ORIFICE 2-IFX-220-OR
Applicable Manufacturer's Data Reports to be attached

PURCHASED PER SPECIFICATION DCCPV105OCN

Ref. JO #B016741 File:PS-44-2-IFX-220-OR ISI Class 2

CERTIFICATE OF COMPLIANCE

We certify that the statements made in the report are correct and this
replacement conforms to the rules of the ASME Code, Section XI.
repair or replacement

Type Code Symbol Stamp N/A

Certificate of Authorization No. N/A Expiration Date N/A

Signed T. P. Bellman, Maint. Superintendent Date 1-5, 19 91
Owner of Owner's Designee, Title

CERTIFICATE OF INSERVICE INSPECTION

I, the undersigned, holding a valid commission issued by the National Board of Boiler and Pressure Vessel Inspectors and the State or Province of Michigan and employed by ARKWRIGHT MUTUAL INS. CO.* of NORWOOD, MASS. have inspected the components described in this Owner's Report during the period Jan. 10 to Jan. 10, 1991, and state that to the best of my knowledge and belief, the Owner has performed examinations and taken corrective measures described in this Owner's Report in accordance with the requirements of the ASME Code, Section XI.

By signing this certificate neither the Inspector nor his employer makes any warranty, expressed or implied, concerning the examinations and corrective measures described in this Owner's Report. Furthermore, neither the Inspector nor his employer shall be liable in any manner for any personal injury or property damage or a loss of any kind arising from or connected with this inspection.

Rocky W. White Commissions Mich. # 0686
Inspector's Signature National Board, State, Province, Endorsements

*FACTORY MUTUAL SYSTEM

Date Jan. 10, 19 91



10

11

12

13

14

15

16

17

18

19

20

21

22

23

INDIANA MICHIGAN POWER COMPANY
D. C. COOK NUCLEAR PLANT, BRIDGMAN, MI
UNIT 2 COMMERCIAL SERVICE DATE 2-1-1978
NATIONAL BOARD NUMBER 1

FORM NIS-2 OWNER'S REPORT FOR REPAIRS OR REPLACEMENTS
As Required by the Provisions of the ASME Code Section XI

1. Owner INDIANA MICHIGAN POWER COMPANY Date 7-29-90
Name
P.O. Box 60 Fort Wayne, IN 46801 Sheet 1 of 2
Address
2. Plant D.C. COOK NUCLEAR POWER PLANT Unit 2
Name
One Cook Place, Bridgman, MI 49106 B005138, ME-VAL-2-MS-135-3
Address Repair Org. P.O. No., Job No., etc
Sprague, Raycraft
3. Work Performed by Malory, Germain, Ingles Type Code Symbol Stamp N/A
Name Authorization No. N/A
Same as #2 Expiration Date N/A
Address
4. Identification of System Main Steam
5. (a) Applicable Const. Code ANSI B31.1 1983 Ed., - Add. N-416 Code Case
(b) Applicable Edition of Section XI Utilized for Repairs or Replacements 1983,
Summer 1983 Addenda

6. Identification of Components Repaired or Replaced and Replacement Components

Name of Component	Name of Manufacturer	Manuf. Serial No.	National Board No.	Other Identification	Year Built	Repaired Replaced or Replacement	ASME Code Stamped (Yes or No)
Valve 2-MS-135-3	Henry Vogt	N/A	N/A	ASP-12187	1990	Replaced	No
C.S. Pipe 2" Sch. 80	Dubose	N/A	N/A	ASP-10859	1986	Replaced	No

7. Description of Work (See Remarks)

8. Test Conducted: Hydrostatic ☐ Pneumatic ☐ Nominal Operating Pressure ☒
Invoiced Code Case N-416
Other ☐ Pressure _____ psi Test Temp. _____ °F

NOTE: Supplemental sheets in form of lists, sketches, or drawings may be used, provided (1) size is 8-1/2 in. x 11 in., (2) information in items 1 through 6 on this report is included on each sheet, and (3) each sheet is numbered and the number of sheets is recorded at the top of this form.

1
2
3
4
5
6
7
8
9
10
11
12
13
14
15
16
17
18
19
20
21
22
23
24
25
26
27
28
29
30
31
32
33
34
35
36
37
38
39
40
41
42
43
44
45
46
47
48
49
50
51
52
53
54
55
56
57
58
59
60
61
62
63
64
65
66
67
68
69
70
71
72
73
74
75
76
77
78
79
80
81
82
83
84
85
86
87
88
89
90
91
92
93
94
95
96
97
98
99
100

1
2
3
4
5
6
7
8
9
10
11
12
13
14
15
16
17
18
19
20
21
22
23
24
25
26
27
28
29
30
31
32
33
34
35
36
37
38
39
40
41
42
43
44
45
46
47
48
49
50
51
52
53
54
55
56
57
58
59
60
61
62
63
64
65
66
67
68
69
70
71
72
73
74
75
76
77
78
79
80
81
82
83
84
85
86
87
88
89
90
91
92
93
94
95
96
97
98
99
100



FORM NIS-2 (Back)

Remarks Unit 2, Replaced Valve 2-MS-135-3, Replaced Approx. 3' of
Applicable Manufacturer's Data Reports to be attached

C.S., 2" Pipe Adjacent to Valve with WPS 1.1

Ref. JO #B005138 File: ME-VAL-2-MS-135-3 ISI Class 2

CERTIFICATE OF COMPLIANCE

We certify that the statements made in the report are correct and this
replacement conforms to the rules of the ASME Code, Section XI.
repair or replacement

Type Code Symbol Stamp N/A

Certificate of Authorization No. N/A Expiration Date N/A

Signed T. P. Beilman Maint. Superintendent Date 10/12/90, 19 90
Owner of Owner's Designee, Title

CERTIFICATE OF INSERVICE INSPECTION

I, the undersigned, holding a valid commission issued by the National Board of Boiler and Pressure Vessel Inspectors and the State or Province of Michigan and employed by ARKWRIGHT MUTUAL INS. CO.* of NORWOOD, MASS. have inspected the components described in this Owner's Report during the period 7/17/90 to 10/12/90, and state that to the best of my knowledge and belief, the Owner has performed examinations and taken corrective measures described in this Owner's Report in accordance with the requirements of the ASME Code, Section XI.

By signing this certificate neither the Inspector nor his employer makes any warranty, expressed or implied, concerning the examinations and corrective measures described in this Owner's Report. Furthermore, neither the Inspector nor his employer shall be liable in any manner for any personal injury or property damage or a loss of any kind arising from or connected with this inspection.

MR. Wintercamp
Inspector's Signature

Commissions Mich 555 ENR NIT

National Board, State, Province, Endorsements

*FACTORY MUTUAL SYSTEM

Date 12-30 19 90

76

INDIANA MICHIGAN POWER COMPANY
D. C. COOK NUCLEAR PLANT, BRIDGMAN, MI
UNIT 2 COMMERCIAL SERVICE DATE 2-1-1978
NATIONAL BOARD NUMBER 1

FORM NIS-2 OWNER'S REPORT FOR REPAIRS OR REPLACEMENTS
As Required by the Provisions of the ASME Code Section XI

1. Owner INDIANA MICHIGAN POWER COMPANY Date 7/31/90
Name
P.O. Box 60 Fort Wayne, IN 46801 Sheet 1 of 2
Address
2. Plant D.C. COOK NUCLEAR POWER PLANT Unit 2
Name
One Cook Place, Bridgman, MI 49106 B002557, FILE:ME-VAL-2-SV-2A-2
Address Repair Org. P.O. No., Job No., etc
3. Work Performed by MATTHEWS, YOUNG Type Code Symbol Stamp N/A
Name Authorization No. N/A
Same as #2 Expiration Date N/A
Address
4. Identification of System MAIN STEAM
5. (a) Applicable Const. Code DCCPM105OCN19 - Ed., --- Add. --- Code Case
(b) Applicable Edition of Section XI Utilized for Repairs or Replacements 1983,
Summer 1983 Addenda

6. Identification of Components Repaired or Replaced and Replacement Components

Name of Component	Name of Manufacturer	Manuf. Serial No.	National Board No.	Other Identification	Year Built	Repaired Replaced or Replacement	ASME Code Stamped (Yes or No)
VALVE 2-SV-2A-2							
STUDS/NUTS	TEXAS BOLT	N/A	N/A	ASP-472	1975	REPLACED	NO

7. Description of Work (See Remarks)

8. Test Conducted: Hydrostatic ☐ Pneumatic ☐ Nominal Operating Pressure ☒
- Other ☐ Pressure _____ psi Test Temp. _____ °F

NOTE: Supplemental sheets in form of lists, sketches, or drawings may be used, provided (1) size is 8-1/2 in. x 11 in., (2) information in items 1 through 6 on this report is included on each sheet, and (3) each sheet is numbered and the number of sheets is recorded at the top of this form.

1

2

3

4

5

6

7

8

9

10



FORM NIS-2 (Back)

Remarks Unit 2, REPLACED INLET BOLTING FOR VALVE 2-SV-2A-2
Applicable Manufacturer's Data Reports to be attached

PURCHASED PER DCCPM1050CN

Ref. JO #B002557 File:ME-VAL-2-SV-2A-2 ISI Class 2

CERTIFICATE OF COMPLIANCE

We certify that the statements made in the report are correct and this replacement conforms to the rules of the ASME Code, Section XI.
repair or replacement

Type-Code Symbol Stamp N/A

Certificate of Authorization No. N/A Expiration Date N/A

Signed T. P. Beilman, Maint. Superintendent Date 1-5, 19 91
Owner of Owner's Designee, Title

CERTIFICATE OF INSERVICE INSPECTION

I, the undersigned, holding a valid commission issued by the National Board of Boiler and Pressure Vessel Inspectors and the State or Province of Michigan and employed by ARKWRIGHT MUTUAL INS. CO.* of NORWOOD, MASS. have inspected the components described in this Owner's Report during the period Jan. 10 to Jan. 11, 1991, and state that to the best of my knowledge and belief, the Owner has performed examinations and taken corrective measures described in this Owner's Report in accordance with the requirements of the ASME Code, Section XI.

By signing this certificate neither the Inspector nor his employer makes any warranty, expressed or implied, concerning the examinations and corrective measures described in this Owner's Report. Furthermore, neither the Inspector nor his employer shall be liable in any manner for any personal injury or property damage or a loss of any kind arising from or connected with this inspection.

Ricky W. White Commissions Mich. # 0686
Inspector's Signature National Board, State, Province, Endorsements

Date Jan. 11, 1991

*FACTORY MUTUAL SYSTEM



INDIANA MICHIGAN POWER COMPANY
D. C. COOK NUCLEAR PLANT, BRIDGMAN, MI
UNIT 2 COMMERCIAL SERVICE DATE 2-1-1978
NATIONAL BOARD NUMBER 1

FORM NIS-2 OWNER'S REPORT FOR REPAIRS OR REPLACEMENTS
As Required by the Provisions of the ASME Code Section XI

1. Owner INDIANA MICHIGAN POWER COMPANY Date 7-31-90
Name
P.O. Box 60 Fort Wayne, IN 46801 Sheet 1 of 2
Address
2. Plant D.C. COOK NUCLEAR POWER PLANT Unit 2
Name
One Cook Place, Bridgman, MI 49106 B50038, FILE:ME-VAL-2-SV-1B-2
Address Repair Org. P.O. No., Job No., etc
3. Work Performed by MATTHEWS, YOUNG Type Code Symbol Stamp N/A
Name Authorization No. N/A
Same as #2 Expiration Date N/A
Address
4. Identification of System MAIN STEAM
5. (a) Applicable Const. Code DCCPM105OCN19 - Ed., --- Add. --- Code Case
(b) Applicable Edition of Section XI Utilized for Repairs or Replacements 1983,
Summer 1983 Addenda

6. Identification of Components Repaired or Replaced and Replacement Components

Name of Component	Name of Manufacturer	Manuf. Serial No.	National Board No.	Other Identification	Year Built	Repaired Replaced or Replacement	ASME Code Stamped (Yes or No)
VALVE 2-SV-1B-2							
STUD	NO.CENT.FAST.	N/A	N/A	ASP-472	1975	REPLACED	NO
STUDS/NUTS	BAYLINE BOLT	N/A	N/A	ASP-3265	1980	REPLACED	NO

7. Description of Work (See Remarks)

8. Test Conducted: Hydrostatic ☐ Pneumatic ☐ Nominal Operating Pressure ☒
Other ☐ Pressure _____ psi Test Temp. _____ °F

NOTE: Supplemental sheets in form of lists, sketches, or drawings may be used, provided (1) size is 8-1/2 in. x 11 in., (2) information in items 1 through 6 on this report is included on each sheet, and (3) each sheet is numbered and the number of sheets is recorded at the top of this form.



INDIANA MICHIGAN POWER COMPANY
D. C. COOK NUCLEAR PLANT, BRIDGMAN, MI
UNIT 2 COMMERCIAL SERVICE DATE 2-1-1978
NATIONAL BOARD NUMBER 1

Page 2 of 2
1-30-91
20
3091

FORM NIS-2 (Back)

Remarks Unit 2, REPLACED INLET & OUTLET BOLTING ON VALVE 2-SV-1B-1
Applicable Manufacturer's Data Reports to be attached

PURCHASED PER DCCPM105QCN

Ref. JO #B50038 File:ME-VAL-2-SV-1B-2 ISI Class 2

CERTIFICATE OF COMPLIANCE

We certify that the statements made in the report are correct and this replacement conforms to the rules of the ASME Code, Section XI.
repair or replacement

Type Code Symbol Stamp N/A

Certificate of Authorization No. N/A Expiration Date N/A

Signed T. P. Bellman, Maint. Superintendent Date 1-5, 19 91
Owner or Owner's Designee; Title

CERTIFICATE OF INSERVICE INSPECTION

I, the undersigned, holding a valid commission issued by the National Board of Boiler and Pressure Vessel Inspectors and the State or Province of Michigan and employed by ARKWRIGHT MUTUAL INS. CO.* of NORWOOD, MASS. have inspected the components described in this Owner's Report during the period Jan. 10 to Jan. 11, 1991, and state that to the best of my knowledge and belief, the Owner has performed examinations and taken corrective measures described in this Owner's Report in accordance with the requirements of the ASME Code, Section XI.

By signing this certificate neither the Inspector nor his employer makes any warranty, expressed or implied, concerning the examinations and corrective measures described in this Owner's Report. Furthermore, neither the Inspector nor his employer shall be liable in any manner for any personal injury or property damage or a loss of any kind arising from or connected with this inspection.

Ricky W. White

Inspector's Signature

Commissions Mich. # 0686

National Board, State, Province, Endorsements

*FACTORY MUTUAL SYSTEM

Date Jan. 11, 19 91

1
2
3
4
5

6
7
8
9
10
11
12
13
14
15



INDIANA MICHIGAN POWER COMPANY
D. C. COOK NUCLEAR PLANT, BRIDGMAN, MI
UNIT 2 COMMERCIAL SERVICE DATE 2-1-1978
NATIONAL BOARD NUMBER 1

44

FORM NIS-2 OWNER'S REPORT FOR REPAIRS OR REPLACEMENTS
As Required by the Provisions of the ASME Code Section XI

1. Owner INDIANA MICHIGAN POWER COMPANY Date 7-31-90
Name
P.O. Box 60 Fort Wayne, IN 46801 Sheet 1 of 2
Address
2. Plant D.C. COOK NUCLEAR POWER PLANT Unit 2
Name
One Cook Place, Bridgman, MI 49106 B50036, FILE:ME-VAL-2-SV-1A-2
Address Repair Org. P.O. No., Job No., etc
3. Work Performed by MATTHEWS, YOUNG Type Code Symbol Stamp N/A
Name Authorization No. N/A
Same as #2 Expiration Date N/A
Address
4. Identification of System MAIN STEAM
5. (a) Applicable Const. Code DCCPM105QCN19 - Ed., --- Add. --- Code Case
(b) Applicable Edition of Section XI Utilized for Repairs or Replacements 1983,
Summer 1983 Addenda

6. Identification of Components Repaired or Replaced and Replacement Components

Name of Component	Name of Manufacturer	Manuf. Serial No.	National Board No.	Other Identification	Year Built	Repaired Replaced or Replacement	ASME Code Stamped (Yes or No)
VALVE 2-SV-1A-2							
FLG. STUDS & NUTS	NO. CENT. FAST. BAYLINE BOLT	N/A	N/A	ASP-272 ASP-3265	1975 1980	REPLACED	NO

7. Description of Work (See Remarks)

8. Test Conducted: Hydrostatic ☐ Pneumatic ☐ Nominal Operating Pressure ☒
Other ☐ Pressure _____ psi Test Temp. _____ °F

NOTE: Supplemental sheets in form of lists, sketches, or drawings may be used, provided (1) size is 8-1/2 in. x 11 in., (2) information in items 1 through 6 on this report is included on each sheet, and (3) each sheet is numbered and the number of sheets is recorded at the top of this form.

1

2

3

4

5

6

7

8

9

10

11

12

13

14

15

16

17

18

19

20

21

22

23

24

25

26

27

FORM NIS-2 (Back)

9. Remarks Unit 2, REPLACED OUTLET BOLTING FOR VALVE 2-SV-1A-2
Applicable Manufacturer's Data Reports to be attached
PURCHASED PER DCCPM105QCN
Ref. JO #B50036 File:ME-VAL-2-1A-4 ²⁻⁴⁻⁷⁸ ²⁻⁵⁻⁷⁸ ²⁻⁶⁻⁷⁸ ISI Class 2

CERTIFICATE OF COMPLIANCE

We certify that the statements made in the report are correct and this replacement conforms to the rules of the ASME Code, Section XI.
repair or replacement

Type Code Symbol Stamp N/A

Certificate of Authorization No. N/A Expiration Date N/A

Signed T. F. Beilman, Maint. Superintendent Date 1-5, 19 81
Owner of Owner's Designee, Title

CERTIFICATE OF INSERVICE INSPECTION

I, the undersigned, holding a valid commission issued by the National Board of Boiler and Pressure Vessel Inspectors and the State or Province of Michigan and employed by ARKWRIGHT MUTUAL INS. CO.* of NORWOOD, MASS. have inspected the components described in this Owner's Report during the period Jan. 10 to Jan. 11, 1981, and state that to the best of my knowledge and belief, the Owner has performed examinations and taken corrective measures described in this Owner's Report in accordance with the requirements of the ASME Code, Section XI.

By signing this certificate neither the Inspector nor his employer makes any warranty, expressed or implied, concerning the examinations and corrective measures described in this Owner's Report. Furthermore, neither the Inspector nor his employer shall be liable in any manner for any personal injury or property damage or a loss of any kind arising from or connected with this inspection.

Ruby W. White Commissions Mich. # 0686
Inspector's Signature National Board, State, Province, Endorsements

Date Jan. 11, 19 81

*FACTORY MUTUAL SYSTEM



INDIANA MICHIGAN POWER COMPANY
D. C. COOK NUCLEAR PLANT, BRIDGMAN, MI
UNIT 2 COMMERCIAL SERVICE DATE 2-1-1978
NATIONAL BOARD NUMBER 1

FORM NIS-2 OWNER'S REPORT FOR REPAIRS OR REPLACEMENTS
As Required by the Provisions of the ASME Code Section XI

1. Owner INDIANA MICHIGAN POWER COMPANY Date 8/1/90
Name
P.O. Box 60 Fort Wayne, IN 46801 Sheet 1 of 2
Address
2. Plant D.C. COOK NUCLEAR POWER PLANT Unit 2
Name
One Cook Place, Bridgman, MI 49106 B002564, FILE:ME-VAL-2-SV-1A-3
Address Repair Org. P.O. No., Job No., etc
3. Work Performed by MATTHEWS, YOUNG Type Code Symbol Stamp N/A
Name Authorization No. N/A
Same as #2 Expiration Date N/A
Address
4. Identification of System MAIN STEAM
5. (a) Applicable Const. Code DCCPM1050CN19 - Ed., --- Add. --- Code Case
(b) Applicable Edition of Section XI Utilized for Repairs or Replacements 1983,
Summer 1983 Addenda

Identification of Components Repaired or Replaced and Replacement Components

Name of Component	Name of Manufacturer	Manuf. Serial No.	National Board No.	Other Identification	Year Built	Repaired Replaced or Replacement	ASME Code Stamped (Yes or No)
VALVE 2-SV-1A-3							
STUDS/NUTS	NO.CENT.FAST.	N/A	N/A	ASP-272	1975	REPLACED	NO

7. Description of Work (See Remarks)

8. Test Conducted: Hydrostatic ☐ Pneumatic ☐ Nominal Operating Pressure ☒
Other ☐ Pressure _____ psi Test Temp. _____ °F

NOTE: Supplemental sheets in form of lists, sketches, or drawings may be used, provided (1) size is 8-1/2 in. x 11 in., (2) information in items 1 through 6 on this report is included on each sheet, and (3) each sheet is numbered and the number of sheets is recorded at the top of this form.

1

2

3

4

5

6

7

8

9

10

11

12

13

14

15

16

17

18

19

20

FORM NIS-2 (Back)

Remarks Unit 2. REPLACED OUTLET FLANGE STUDS/NUTS FOR VALVE 2-SV-1A-3
Applicable Manufacturer's Data Reports to be attached

PURCHASED PER DCCPM105OCN

Ref. JO #BOO2564 File:ME-VAL-2-SV-1A-3 ISI Class 2

CERTIFICATE OF COMPLIANCE

We certify that the statements made in the report are correct and this
replacement conforms to the rules of the ASME Code, Section XI.
repair or replacement

Type Code Symbol Stamp N/A

Certificate of Authorization No. N/A Expiration Date N/A

Signed T. P. Beilman, Maint. Superintendent Date 1-5-, 19 91
Owner of Owner's Designee, Title

CERTIFICATE OF INSERVICE INSPECTION

I, the undersigned, holding a valid commission issued by the National Board of Boiler and Pressure Vessel Inspectors and the State or Province of Michigan and employed by ARKWRIGHT MUTUAL INS. CO.* of NORWOOD, MASS. have inspected the components described in this Owner's Report during the period Jan. 10 to Jan. 11, 1991, and state that to the best of my knowledge and belief, the Owner has performed examinations and taken corrective measures described in this Owner's Report in accordance with the requirements of the ASME Code, Section XI.

By signing this certificate neither the Inspector nor his employer makes any warranty, expressed or implied, concerning the examinations and corrective measures described in this Owner's Report. Furthermore, neither the Inspector nor his employer shall be liable in any manner for any personal injury or property damage or a loss of any kind arising from or connected with this inspection.

Rocky W. White Commissions Mich. # 0686
Inspector's Signature National Board, State, Province, Endorsements

Date Jan. 11, 19 91

*FACTORY MUTUAL SYSTEM

INDIANA MICHIGAN POWER COMPANY
D. C. COOK NUCLEAR PLANT, BRIDGMAN, MI
UNIT 2 COMMERCIAL SERVICE DATE 2-1-1978
NATIONAL BOARD NUMBER 1

FORM NIS-2 OWNER'S REPORT FOR REPAIRS OR REPLACEMENTS
As Required by the Provisions of the ASME Code Section XI

1. Owner INDIANA MICHIGAN POWER COMPANY Date 8/6/90
Name
P.O. Box 60 Fort Wayne, IN 46801 Sheet 1 of 2
Address
2. Plant D.C. COOK NUCLEAR POWER PLANT Unit 2
Name
One Cook Place, Bridgman, MI 49106 024709, FILE:ME-VAL-2-RC-103-L4
Address Repair Org. P.O. No., Job No., etc
3. Work Performed by F.COX, P.COLWARD Type Code Symbol Stamp N/A
Name Authorization No. N/A
Same as #2 Expiration Date N/A
Address
4. Identification of System REACTOR COOLANT
5. (a) Applicable Const. Code ASME III 1980 Ed., 1984 Add. ----- Code Case
(b) Applicable Edition of Section XI Utilized for Repairs or Replacements 1983,
Summer 1983 Addenda

6. Identification of Components Repaired or Replaced and Replacement Components

Name of Component	Name of Manufacturer	Manuf. Serial No.	Nat. Board No.	Other Identification	Year Built	Repaired Replaced or Replacement	ASME Code Stamped (Yes or No)
VALVE 2-RC-103L4							
BONNET	CONVAL INC.	N/A	N/A	ASP-7690	1984	REPLACED	NO

7. Description of Work (See Remarks)

8. Test Conducted: Hydrostatic ☐ Pneumatic ☐ Nominal Operating Pressure ☒
Other ☐ Pressure psi Test Temp. °F

NOTE: Supplemental sheets in form of lists, sketches, or drawings may be used, provided (1) size is 8-1/2 in. x 11 in., (2) information in items 1 through 6 on this report is included on each sheet, and (3) each sheet is numbered and the number of sheets is recorded at the top of this form.

1
2
3
4
5
6
7
8
9
10
11
12
13
14
15
16
17
18
19
20
21
22
23
24
25
26
27
28
29
30
31
32
33
34
35
36
37
38
39
40
41
42
43
44
45
46
47
48
49
50
51
52
53
54
55
56
57
58
59
60
61
62
63
64
65
66
67
68
69
70
71
72
73
74
75
76
77
78
79
80
81
82
83
84
85
86
87
88
89
90
91
92
93
94
95
96
97
98
99
100

THE

THE

THE

THE

THE

THE

THE

THE

THE

THE

THE

THE

THE

THE

THE

THE

THE

THE

THE

THE

THE

THE

THE

THE

THE

THE

THE

THE

THE

THE

THE

FORM NIS-2 (Back)

9. Remarks Unit 2, REPLACED BONNET ON VALVE 2-RC-103-L4
Applicable Manufacturer's Data Reports to be attached

Ref. JO #024709 File:ME-VAL-2-RC-103-L4 ISI Class 1

CERTIFICATE OF COMPLIANCE

We certify that the statements made in the report are correct and this replacement conforms to the rules of the ASME Code, Section XI.
repair or replacement

Type Code Symbol Stamp N/A

Certificate of Authorization No. N/A Expiration Date N/A

Signed T. P. Beilman Maint. Superintendent Date 25 Nov, 19 91
Owner of Owner's Designee, Title

CERTIFICATE OF INSERVICE INSPECTION

I, the undersigned, holding a valid commission issued by the National Board of Boiler and Pressure Vessel Inspectors and the State or Province of Michigan and employed by ARKWRIGHT MUTUAL INS. CO.* of NORWOOD, MASS. have inspected the components described in this Owner's Report during the period 10/11/90 to —, and state that to the best of my knowledge and belief, the Owner has performed examinations and taken corrective measures described in this Owner's Report in accordance with the requirements of the ASME Code, Section XI.

By signing this certificate neither the Inspector nor his employer makes any warranty, expressed or implied, concerning the examinations and corrective measures described in this Owner's Report. Furthermore, neither the Inspector nor his employer shall be liable in any manner for any personal injury or property damage or a loss of any kind arising from or connected with this inspection.

MR. Matthew Paugh Commissions Mich 555, ENR N&I
Inspector's Signature National Board, State, Province, Endorsements

*FACTORY MUTUAL SYSTEM

Date 1 - 29 19 91

100

100

100

100

100

100

100

100

100

100

100

100

100

100

100

100

100

100

100

100

100

100

INDIANA MICHIGAN POWER COMPANY
D. C. COOK NUCLEAR PLANT, BRIDGMAN, MI
UNIT 2 COMMERCIAL SERVICE DATE 2-1-1978
NATIONAL BOARD NUMBER 1

76

FORM NIS-2 OWNER'S REPORT FOR REPAIRS OR REPLACEMENTS
As Required by the Provisions of the ASME Code Section XI

1. Owner INDIANA MICHIGAN POWER COMPANY Date 8/6/90
Name
P.O. Box 60 Fort Wayne, IN 46801 Sheet 1 of 2
Address
2. Plant D.C. COOK NUCLEAR POWER PLANT Unit 2
Name
One Cook Place, Bridgman, MI 49106 B008101, FILE:ME-VAL-2-MS-135-2
Address Repair Org. P.O. No., Job No., etc.
3. Work Performed by GRAVENMIER, BRINKS Type Code Symbol Stamp N/A
Name Authorization No. N/A
Same as #2 Expiration Date N/A
Address
4. Identification of System MAIN STEAM
5. (a) Applicable Const. Code * PAGE 2 19 - Ed., ---- Add. ---- Code Case
(b) Applicable Edition of Section XI Utilized for Repairs or Replacements 1983,
Summer 1983 Addenda

6. Identification of Components Repaired or Replaced and Replacement Components

Name of Component	Name of Manufacturer	Manuf. Serial No.	National Board No.	Other Identification	Year Built	Repaired Replaced or Replacement	ASME Code Stamped (Yes or No)
VALVE 2-MS-135-2	VOGT	N/A	N/A	ASP-12187	1989	REPLACED	NO
2" S/80 CS PIPE	CAPITAL PIPE & STEEL PROD	N/A	N/A	ASP-10859	1986	REPLACED	NO

7. Description of Work (See Remarks)

8. Test Conducted: Hydrostatic ☐ Pneumatic ☐ Nominal Operating Pressure ☒
- Other ☐ Pressure psi Test Temp. °F

NOTE: Supplemental sheets in form of lists, sketches, or drawings may be used, provided (1) size is 8-1/2 in. x 11 in., (2) information in items 1 through 6 on this report is included on each sheet, and (3) each sheet is numbered and the number of sheets is recorded at the top of this form.



FORM NIS-2 (Back)

9. Remarks Unit 2, REPLACED VALVE 2-MS-135-2 & 2' OF S/80 SMLS CS PIPE
Applicable Manufacturer's Data Reports to be attached

* PERCHASED PER SPEC. DCCPV8300CN & DCCPV1050CN

REF. 12-MM-22 WELDING PER WPS 20.1 & 1.1

Ref. JO #B008101 File:ME-VAL-2-MS-135-2 ISI Class 2

CERTIFICATE OF COMPLIANCE

We certify that the statements made in the report are correct and this replacement conforms to the rules of the ASME Code, Section XI.
repair or replacement

Type Code Symbol Stamp N/A

Certificate of Authorization No. N/A Expiration Date N/A

Signed T. P. Beilman, Maint. Superintendent Date 2 January, 19 91
Owner of Owner's Designee, Title

CERTIFICATE OF INSERVICE INSPECTION

I, the undersigned, holding a valid commission issued by the National Board of Boiler and Pressure Vessel Inspectors and the State or Province of Michigan and employed by ARKWRIGHT MUTUAL INS. CO.* of NORWOOD, MASS. have inspected the components described in this Owner's Report during the period 7/24/90 to 10/12/90, and state that to the best of my knowledge and belief, the Owner has performed examinations and taken corrective measures described in this Owner's Report in accordance with the requirements of the ASME Code, Section XI.

By signing this certificate neither the Inspector nor his employer makes any warranty, expressed or implied, concerning the examinations and corrective measures described in this Owner's Report. Furthermore, neither the Inspector nor his employer shall be liable in any manner for any personal injury or property damage or a loss of any kind arising from or connected with this inspection.

Mr. [Signature] Commissions Mich 555 End NFE
Inspector's Signature National Board, State, Province, Endorsements

Date 1-3 19 91

*FACTORY MUTUAL SYSTEM



113

INDIANA MICHIGAN POWER COMPANY
D. C. COOK NUCLEAR PLANT, BRIDGMAN, MI
UNIT 2 COMMERCIAL SERVICE DATE 2-1-1978
NATIONAL BOARD NUMBER 1

FORM NIS-2 OWNER'S REPORT FOR REPAIRS OR REPLACEMENTS
As Required by the Provisions of the ASME Code Section XI

1. Owner INDIANA MICHIGAN POWER COMPANY Date 8/7/90
Name
P.O. Box 60 Fort Wayne, IN 46801 Sheet 1 of 2
Address
2. Plant D.C. COOK NUCLEAR POWER PLANT Unit 2
Name
One Cook Place, Bridgman, MI 49106 B50037, FILE:ME-VAL-2-SV-2B-1
Address Repair Org. P.O. No., Job No., etc
3. Work Performed by DIENER, VERES Type Code Symbol Stamp N/A
Name Authorization No. N/A
Same as #2 Expiration Date N/A
Address
4. Identification of System MAIN STEAM
5. (a) Applicable Const. Code DCCPM105OCN19 - Ed., --- Add. --- Code Case
(b) Applicable Edition of Section XI Utilized for Repairs or Replacements 1983,
Summer 1983 Addenda

6. Identification of Components Repaired or Replaced and Replacement Components

Name of Component	Name of Manufacturer	Manuf. Serial No.	National Board No.	Other Identification	Year Built	Repaired Replaced or Replacement	ASME Code Stamped (Yes or No)
VALVE 2-SV-2B-1							
FLG.BOLTS	NO.CENT.FAST.	N/A	N/A	ASP-3693	1980	REPLACED	NO
FLG.NUTS	CARDINAL	N/A	N/A	ASP-11630	1989	REPLACED	NO

7. Description of Work (See Remarks)

8. Test Conducted: Hydrostatic ☐ Pneumatic ☐ Nominal Operating Pressure ☒
Other ☐ Pressure _____ psi Test Temp. _____ °F

NOTE: Supplemental sheets in form of lists, sketches, or drawings may be used, provided (1) size is 8-1/2 in. x 11 in., (2) information in items 1 through 6 on this report is included on each sheet, and (3) each sheet is numbered and the number of sheets is recorded at the top of this form.

員 亞 族 義

13

THE
OF
AND
BY

FORM NIS-2 (Back)

Remarks Unit 2, REPLACED OUTLET FLANGE BOLTING ON VALVE 2-SV-2B-1
Applicable Manufacturer's Data Reports to be attached

PURCHASED PER DCCPM105OCN

Ref. JO #B50037 File:ME-VAL-2-SV-2B-1 ISI Class 2

CERTIFICATE OF COMPLIANCE

We certify that the statements made in the report are correct and this
replacement conforms to the rules of the ASME Code, Section XI.
repair or replacement

Type Code Symbol Stamp N/A

Certificate of Authorization No. N/A Expiration Date N/A

Signed T. P. Beilman, Maint. Superintendent Date 12/1/91, 19 91
Owner of Owner's Designee, Title

CERTIFICATE OF INSERVICE INSPECTION

I, the undersigned, holding a valid commission issued by the National Board of Boiler and Pressure Vessel Inspectors and the State or Province of Michigan and employed by ARKWRIGHT MUTUAL INS. CO.* of NORWOOD, MASS. have inspected the components described in this Owner's Report during the period 10/12/90 to 11/1/90, and state that to the best of my knowledge and belief, the Owner has performed examinations and taken corrective measures described in this Owner's Report in accordance with the requirements of the ASME Code, Section XI.

By signing this certificate neither the Inspector nor his employer makes any warranty, expressed or implied, concerning the examinations and corrective measures described in this Owner's Report. Furthermore, neither the Inspector nor his employer shall be liable in any manner for any personal injury or property damage or a loss of any kind arising from or connected with this inspection.

MR. Montross Commissions Mich 555, ENCL N II
Inspector's Signature National Board, State, Province, Endorsements

Date 1/22 19 91

*FACTORY MUTUAL SYSTEM

INDIANA MICHIGAN POWER COMPANY
D. C. COOK NUCLEAR PLANT, BRIDGMAN, MI
UNIT 2 COMMERCIAL SERVICE DATE 2-1-1978
NATIONAL BOARD NUMBER 1

FORM NIS-2 OWNER'S REPORT FOR REPAIRS OR REPLACEMENTS
As Required by the Provisions of the ASME Code Section XI

1. Owner INDIANA MICHIGAN POWER COMPANY Date 8/8/90
Name
P.O. Box 60 Fort Wayne, IN 46801 Sheet 1 of 2
Address
2. Plant D.C. COOK NUCLEAR POWER PLANT Unit 2
Name
One Cook Place, Bridgman, MI 49106 B000124, FILE; ME-VAL-2-CS-329L1
Address Repair Org. P.O. No., Job No., etc
3. Work Performed by M. BRODEN Type Code Symbol Stamp N/A
Name Authorization No. N/A
Same as #2 Expiration Date N/A
Address
4. Identification of System REACTOR LETDOWN & CHARGING (CVCS)
5. (a) Applicable Const. Code ASME III 1986 Ed., 1987 Add. N/A Code Case
(b) Applicable Edition of Section XI Utilized for Repairs or Replacements 1983
SUMMER 1983 ADDENDA

6. Identification of Components Repaired or Replaced and Replacement Components

Name of Component	Name of Manufacturer	Manuf. Serial No.	National Board No.	Other Identification	Year Built	Repaired Replaced or Replacement	ASME Code Stamped (Yes or No)
VALVE 2-CS-329L1							
B/B STUDS	TEXAS BOLT	N/A	N/A	ASP-10375	1988	REPLACED	NO
B/B NUTS	NOVA	N/A	N/A	ASP-11824	1989	REPLACED	NO

7. Description of Work (See Remarks)

8. Test Conducted: Hydrostatic ☐ Pneumatic ☐ Nominal Operating Pressure ☒
Other ☐ Pressure _____ psi Test Temp. _____ °F

NOTE: Supplemental sheets in form of lists, sketches, or drawings may be used, provided (1) size is 8-1/2 in. x 11 in., (2) information in items 1 through 6 on this report is included on each sheet, and (3) each sheet is numbered and the number of sheets is recorded at the top of this form.

10

11

12

13

14

15

16

17

18

19

20

21

22

23

24

25

26

27

28

29

30

31

32

33

34

35

36

37

38

39

40

41

42



FORM NIS-2 (Back)

Remarks Unit 2, REPLACED BODY/BONNET STUDS/NUTS ON VALVE
Applicable Manufacturer's Data Reports to be attached

2-CS-329-L1

Ref. JO #B000124 File:ME-VAL-2-CS-329-L1 ISI Class 1

CERTIFICATE OF COMPLIANCE

We certify that the statements made in the report are correct and this
replacement conforms to the rules of the ASME Code, Section XI.
repair or replacement

Type Code Symbol Stamp N/A

Certificate of Authorization No. N/A Expiration Date N/A

Signed T. P. Beilman, Maint. Superintendent Date 16 December, 19 90
Owner of Owner's Designee, Title

CERTIFICATE OF INSERVICE INSPECTION

I, the undersigned, holding a valid commission issued by the National Board of Boiler and Pressure Vessel Inspectors and the State or Province of Michigan and employed by ARKWRIGHT MUTUAL INS. CO.* of NORWOOD, MASS. have inspected the components described in this Owner's Report during the period 11-11-90 to 11-11-90, and state that to the best of my knowledge and belief, the Owner has performed examinations and taken corrective measures described in this Owner's Report in accordance with the requirements of the ASME Code, Section XI.

By signing this certificate neither the Inspector nor his employer makes any warranty, expressed or implied, concerning the examinations and corrective measures described in this Owner's Report. Furthermore, neither the Inspector nor his employer shall be liable in any manner for any personal injury or property damage or a loss of any kind arising from or connected with this inspection.

MR. [Signature]
Inspector's Signature

Commissions MICH 555, E.N. N.T.I.
National Board, State, Province, Endorsements

*FACTORY MUTUAL SYSTEM

Date 12-20, 19 90



INDIANA MICHIGAN POWER COMPANY
D. C. COOK NUCLEAR PLANT, BRIDGMAN, MI
UNIT 2 COMMERCIAL SERVICE DATE 2-1-1978
NATIONAL BOARD NUMBER 1

99

FORM NIS-2 OWNER'S REPORT FOR REPAIRS OR REPLACEMENTS
As Required by the Provisions of the ASME Code Section XI

1. Owner INDIANA MICHIGAN POWER COMPANY Date 8/9/90
Name
P.O. Box 60 Fort Wayne, IN 46801 Sheet 1 of 2
Address
2. Plant D.C. COOK NUCLEAR POWER PLANT Unit 2
Name
One Cook Place, Bridgman, MI 49106 B50033, FILE:ME-VAL-2-SV-3-4
Address Repair Org. P.O. No., Job No., etc
3. Work Performed by DIENER, VERES Type Code Symbol Stamp N/A
Name
Same as #2 Authorization No. N/A
Address Expiration Date N/A
4. Identification of System MAIN STEAM
5. (a) Applicable Const. Code DCCPM105QCN19 - Ed., --- Add. --- Code Case
(b) Applicable Edition of Section XI Utilized for Repairs or Replacements 1983, Summer 1983 Addenda
6. Identification of Components Repaired or Replaced and Replacement Components

Name of Component	Name of Manufacturer	Manuf. Serial No.	National Board No.	Other Identification	Year Built	Repaired Replaced or Replacement	ASME Code Stamped (Yes or No)
VALVE 2-SV-3-4							
FLNG BOLTS	NO.CENT.FAST.	N/A	N/A	ASP-3693	1980	REPLACED	NO
FLNG NUTS	CARDINAL	N/A	N/A	ASP-11630	1989	REPLACED	NO

7. Description of Work (See Remarks)

8. Test Conducted: Hydrostatic ☐ Pneumatic ☐ Nominal Operating Pressure ☒
Other ☐ Pressure _____ psi Test Temp. _____ °F

NOTE: Supplemental sheets in form of lists, sketches, or drawings may be used, provided (1) size is 8-1/2 in. x 11 in., (2) information in items 1 through 6 on this report is included on each sheet, and (3) each sheet is numbered and the number of sheets is recorded at the top of this form.

1

2

3

4

5

6

7

8

9

10

11

12

13

14

15



FORM NIS-2 (Back)

Remarks Unit 2, REPLACED OUTLET FLANGE BOLTING FOR VALVE 2-SV-3-4
Applicable Manufacturer's Data Reports to be attached

PURCHASED PER DCCPM105QCN

Ref. JO #B50033 File:ME-VAL-2-SV-3-4 ISI Class 2

CERTIFICATE OF COMPLIANCE

We certify that the statements made in the report are correct and this
replacement conforms to the rules of the ASME Code, Section XI.
repair or replacement

Type Code Symbol Stamp N/A

Certificate of Authorization No. N/A Expiration Date N/A

Signed T. P. Bellman, Maint. Superintendent Date 1-5, 19 91
Owner of Owner's Designee, Title

CERTIFICATE OF INSERVICE INSPECTION

I, the undersigned, holding a valid commission issued by the National Board of Boiler and Pressure Vessel Inspectors and the State or Province of Michigan and employed by ARKWRIGHT MUTUAL INS. CO.* of NORWOOD, MASS. have inspected the components described in this Owner's Report during the period Jan. 10 to Jan. 11, 1991, and state that to the best of my knowledge and belief, the Owner has performed examinations and taken corrective measures described in this Owner's Report in accordance with the requirements of the ASME Code, Section XI.

By signing this certificate neither the Inspector nor his employer makes any warranty, expressed or implied, concerning the examinations and corrective measures described in this Owner's Report. Furthermore, neither the Inspector nor his employer shall be liable in any manner for any personal injury or property damage or a loss of any kind arising from or connected with this inspection.

Ricky W. White Commissions Mich. #0686
Inspector's Signature National Board, State, Province, Endorsements

Date Jan. 11, 19 91

*FACTORY MUTUAL SYSTEM

1
2
3
4
5
6
7
8
9
10
11
12
13
14
15
16
17
18
19
20
21
22
23
24
25
26
27
28
29
30
31
32
33
34
35
36
37
38
39
40
41
42
43
44
45
46
47
48
49
50
51
52
53
54
55
56
57
58
59
60
61
62
63
64
65
66
67
68
69
70
71
72
73
74
75
76
77
78
79
80
81
82
83
84
85
86
87
88
89
90
91
92
93
94
95
96
97
98
99
100

17

18

19

20

21

22

23

24

25

26

27



FORM NIS-2 OWNER'S REPORT FOR REPAIRS OR REPLACEMENTS
As Required by the Provisions of the ASME Code Section XI

1. Owner INDIANA MICHIGAN POWER COMPANY Date 8/9/90
Name
P.O. Box 60 Fort Wayne, IN 46801 Sheet 1 of 2
Address
2. Plant D.C. COOK NUCLEAR POWER PLANT Unit 2
Name
One Cook Place, Bridgman, MI 49106 B002565, FILE:ME-VAL-2-SV-2A-4
Address Repair Org. P.O. No., Job No., etc
3. Work Performed by DIENER, VERES Type Code Symbol Stamp N/A
Name Authorization No. N/A
Same as #2 Expiration Date N/A
Address
4. Identification of System MAIN STEAM
5. (a) Applicable Const. Code DCCPM1050CN19 - Ed., --- Add. --- Code Case
(b) Applicable Edition of Section XI Utilized for Repairs or Replacements 1983,
Summer 1983 Addenda
6. Identification of Components Repaired or Replaced and Replacement Components

Name of Component	Name of Manufacturer	Manuf. Serial No.	National Board No.	Other Identification	Year Built	Repaired Replaced or Replacement	ASME Code Stamped (Yes or No)
VALVE 2-SV-2A-4							
FLNG BOLTS	NO.CENT.FAST.	N/A	N/A	ASP-3693	1980	REPLACED	NO
FLNG NUTS	CARDINAL	N/A	N/A	ASP-11630	1989	REPLACED	NO

7. Description of Work (See Remarks)
8. Test Conducted: Hydrostatic ☐ Pneumatic ☐ Nominal Operating Pressure ☒
Other ☐ Pressure _____ psi Test Temp. _____ °F

NOTE: Supplemental sheets in form of lists, sketches, or drawings may be used, provided (1) size is 8-1/2 in. x 11 in., (2) information in items 1 through 6 on this report is included on each sheet, and (3) each sheet is numbered and the number of sheets is recorded at the top of this form.



FORM NIS-2 (Back)

Remarks Unit 2, REPLACED OUTLET FLANGE BOLTING FOR VALVE 2-SV-2A-4
Applicable Manufacturer's Data Reports to be attached

PURCHASED PER DCCPM105QCN

Ref. JO #B002565 File:ME-VAL-2-SV-2A-4 ISI Class 2

CERTIFICATE OF COMPLIANCE

We certify that the statements made in the report are correct and this
replacement conforms to the rules of the ASME Code, Section XI.
repair or replacement

Type Code Symbol Stamp N/A

Certificate of Authorization No. N/A Expiration Date N/A

Signed T. P. Bellman, Maint. Superintendent Date 1-5, 19 91
Owner of Owner's Designee, Title

CERTIFICATE OF INSERVICE INSPECTION

I, the undersigned, holding a valid commission issued by the National Board of Boiler and Pressure Vessel Inspectors and the State or Province of Michigan and employed by ARKWRIGHT MUTUAL INS. CO.* of NORWOOD, MASS. have inspected the components described in this Owner's Report during the period Jan. 10 to Jan. 11, 1991, and state that to the best of my knowledge and belief, the Owner has performed examinations and taken corrective measures described in this Owner's Report in accordance with the requirements of the ASME Code, Section XI.

By signing this certificate neither the Inspector nor his employer makes any warranty, expressed or implied, concerning the examinations and corrective measures described in this Owner's Report. Furthermore, neither the Inspector nor his employer shall be liable in any manner for any personal injury or property damage or a loss of any kind arising from or connected with this inspection.

Robby W. White Commissions Mich. # 0686
Inspector's Signature National Board, State, Province, Endorsements

Date Jan. 11, 1991

*FACTORY MUTUAL SYSTEM

1

2

3

4

5

6

7

8

9

10

11

12

13

14

15

16

17

18

19

20

21

22

23

24

25

26

27

28

29

30

31

32

33

34

35

36

37

38

39

40

41

42

43

44

45

46

47

48

49

50

51

52

53

54

55

56

57

58

59

60



INDIANA MICHIGAN POWER COMPANY
D. C. COOK NUCLEAR PLANT, BRIDGMAN, MI
UNIT 2 COMMERCIAL SERVICE DATE 2-1-1978
NATIONAL BOARD NUMBER 1

98

FORM NIS-2 OWNER'S REPORT FOR REPAIRS OR REPLACEMENTS
As Required by the Provisions of the ASME Code Section XI

1. Owner INDIANA MICHIGAN POWER COMPANY Date 8/9/90
Name
P.O. Box 60 Fort Wayne, IN 46801 Sheet 1 of 2
Address
2. Plant D.C. COOK NUCLEAR POWER PLANT Unit 2
Name
One Cook Place, Bridgman, MI 49106 B50034, FILE:ME-VAL-2-SV-1B-4
Address Repair Org. P.O. No., Job No., etc
3. Work Performed by DIENER, VERES Type Code Symbol Stamp N/A
Name Authorization No. N/A
Same as #2 Expiration Date N/A
Address
4. Identification of System MAIN STEAM
5. (a) Applicable Const. Code DCCPM1050CN19 - Ed., --- Add. --- Code Case
(b) Applicable Edition of Section XI Utilized for Repairs or Replacements 1983,
Summer 1983 Addenda

6. Identification of Components Repaired or Replaced and Replacement Components

Name of Component	Name of Manufacturer	Manuf. Serial No.	National Board No.	Other Identification	Year Built	Repaired Replaced or Replacement	ASME Code Stamped (Yes or No)
VALVE 2-SV-1B-4							
FLNG BOLTS	NO.CENT.FAST.	N/A	N/A	ASP-3693	1980	REPLACED	NO
FLNG NUTS	CARDINAL	N/A	N/A	ASP-11630	1989	REPLACED	NO

7. Description of Work (See Remarks)

8. Test Conducted: Hydrostatic ☐ Pneumatic ☐ Nominal Operating Pressure ☒
Other ☐ Pressure _____ psi Test Temp. _____ °F

NOTE: Supplemental sheets in form of lists, sketches, or drawings may be used, provided (1) size is 8-1/2 in. x 11 in., (2) information in items 1 through 6 on this report is included on each sheet, and (3) each sheet is numbered and the number of sheets is recorded at the top of this form.

1

2

3

4

5

6

7

8

9

10

11

12



FORM NIS-2 (Back)

Remarks Unit 2, REPLACED OUTLET FLANGE BOLTING ON VALVE 2-SV-1B-4
Applicable Manufacturer's Data Reports to be attached

PURCHASED PER DCCPM1050CN

Ref. JO #B50034 File:ME-VAL-2-SV-1B-4 ISI Class 2

CERTIFICATE OF COMPLIANCE

We certify that the statements made in the report are correct and this
replacement conforms to the rules of the ASME Code, Section XI.
repair or replacement

Type Code Symbol Stamp N/A

Certificate of Authorization No. N/A Expiration Date N/A

Signed T. P. Beilman Maint. Superintendent Date 1-5, 19 91
Owner of Owner's Designee, Title

CERTIFICATE OF INSERVICE INSPECTION

I, the undersigned, holding a valid commission issued by the National Board of Boiler and Pressure Vessel Inspectors and the State or Province of Michigan and employed by ARKWRIGHT MUTUAL INS. CO.* of NORWOOD, MASS. have inspected the components described in this Owner's Report during the period Jan. 10 to Jan. 11, 1991, and state that to the best of my knowledge and belief, the Owner has performed examinations and taken corrective measures described in this Owner's Report in accordance with the requirements of the ASME Code, Section XI.

By signing this certificate neither the Inspector nor his employer makes any warranty, expressed or implied, concerning the examinations and corrective measures described in this Owner's Report. Furthermore, neither the Inspector nor his employer shall be liable in any manner for any personal injury or property damage or a loss of any kind arising from or connected with this inspection.

Rory W. White Commissions Mich. # 0686
Inspector's Signature National Board, State, Province, Endorsements

Date Jan. 11, 1991

*FACTORY MUTUAL SYSTEM

1
2
3
4
5

1

1
2
3
4
5
6
7
8
9
10

1

INDIANA MICHIGAN POWER COMPANY
D. C. COOK NUCLEAR PLANT, BRIDGMAN, MI
UNIT 2 COMMERCIAL SERVICE DATE 2-1-1978
NATIONAL BOARD NUMBER 1

82

FORM NIS-2 OWNER'S REPORT FOR REPAIRS OR REPLACEMENTS
As Required by the Provisions of the ASME Code Section XI

- 10 Owner INDIANA MICHIGAN POWER COMPANY Date 8/11/90
Name
P.O. Box 60 Fort Wayne, IN 46801 Sheet 1 of 2
Address
2. Plant D.C. COOK NUCLEAR POWER PLANT Unit 2
Name
One Cook Place, Bridgman, MI 49106 B000031, FILE:ME-VAL-2-SV-51
Address Repair Org. P.O. No., Job No., etc
3. Work Performed by M. BRODESIEN Type Code Symbol Stamp N/A
Name Authorization No. N/A
Same as #2 Expiration Date N/A
Address
4. Identification of System CVCS-REACTOR LETDOWN & CHARGING
5. (a) Applicable Const. Code DCCPV1050CN19 - Ed., ---- Add. ---- Code Case
(b) Applicable Edition of Section XI Utilized for Repairs or Replacements 1983,
Summer 1983 Addenda

6. Identification of Components Repaired or Replaced and Replacement Components

Name of Component	Name of Manufacturer	Manuf. Serial No.	National Board No.	Other Identification	Year Built	Repaired Replaced or Replacement	ASME Code Stamped (Yes or No)
VALVE 2-SV-51	CROSBY	5168 OM3	N/A	ASP-10077	N/A	REPLACED	NO
FLG STUDS	CARDINAL	N/A	N/A	ASP-12525	1990	REPLACED	NO
FLG NUT	NOVA	N/A	N/A	ASP-10340	1988	REPLACED	NO
FLG NUTS	TEXAS BOLT	N/A	N/A	ASP-3855	1981	REPLACED	NO

7. Description of Work (See Remarks)

8. Test Conducted: Hydrostatic ☐ Pneumatic ☐ Nominal Operating Pressure ☒
Other ☐ Pressure _____ psi Test Temp. _____ °F

NOTE: Supplemental sheets in form of lists, sketches, or drawings may be used, provided (1) size is 8-1/2 in. x 11 in., (2) information in items 1 through 6 on this report is included on each sheet, and (3) each sheet is numbered and the number of sheets is recorded at the top of this form.



FORM NIS-2 (Back)

Remarks Unit 2, REPLACED VALVE, INLET/OUTLET FLANGE STUDS/NUTS
Applicable Manufacturer's Data Reports to be attached

ON VALVE 2-SV-51.

Ref. JO #B000031 File:ME-VAL-2-SV-51 ISI Class 2

CERTIFICATE OF COMPLIANCE

We certify that the statements made in the report are correct and this
replacement conforms to the rules of the ASME Code, Section XI.
repair or replacement

Type Code Symbol Stamp N/A

Certificate of Authorization N/A Expiration Date N/A

Signed T. P. Beilman, Maint. Superintendent Date 14 Jan 91
Owner of Owner's Designee, Title

CERTIFICATE OF INSERVICE INSPECTION

I, the undersigned, holding a valid commission issued by the National Board of Boiler and Pressure Vessel Inspectors and the State or Province of Michigan and employed by ARKWRIGHT MUTUAL INS. CO.* of NORWOOD, MASS. have inspected the components described in this Owner's Report during the period Jan. 14 to Jan. 16, 1991, and state that to the best of my knowledge and belief, the Owner has performed examinations and taken corrective measures described in this Owner's Report in accordance with the requirements of the ASME Code, Section XI.

By signing this certificate neither the Inspector nor his employer makes any warranty, expressed or implied, concerning the examinations and corrective measures described in this Owner's Report. Furthermore, neither the Inspector nor his employer shall be liable in any manner for any personal injury or property damage or a loss of any kind arising from or connected with this inspection.

Ruby W. White Commissions Mich. # 0686
Inspector's Signature National Board, State, Province, Endorsements

Date Jan. 16, 19 91

*FACTORY MUTUAL SYSTEM

1
2
3
4
5
6
7
8
9
10
11
12
13
14
15
16
17
18
19
20
21
22
23
24
25
26
27
28
29
30
31
32
33
34
35
36
37
38
39
40
41
42
43
44
45
46
47
48
49
50
51
52
53
54
55
56
57
58
59
60
61
62
63
64
65
66
67
68
69
70
71
72
73
74
75
76
77
78
79
80
81
82
83
84
85
86
87
88
89
90
91
92
93
94
95
96
97
98
99
100

1

2

3

4
5
6
7
8
9
10
11
12
13
14
15
16
17
18
19
20
21
22
23
24
25
26
27
28
29
30
31
32
33
34
35
36
37
38
39
40
41
42
43
44
45
46
47
48
49
50
51
52
53
54
55
56
57
58
59
60
61
62
63
64
65
66
67
68
69
70
71
72
73
74
75
76
77
78
79
80
81
82
83
84
85
86
87
88
89
90
91
92
93
94
95
96
97
98
99
100

4

5

6

7

INDIANA MICHIGAN POWER COMPANY
D. C. COOK NUCLEAR PLANT, BRIDGMAN, MI
UNIT 2 COMMERCIAL SERVICE DATE 2-1-1978
NATIONAL BOARD NUMBER 1

FORM NIS-2 OWNER'S REPORT FOR REPAIRS OR REPLACEMENTS
As Required by the Provisions of the ASME Code Section XI

1. Owner INDIANA MICHIGAN POWER COMPANY Date 8/11/90
Name
P.O. Box 60 Fort Wayne, IN 46801 Sheet 1 of 2
Address
2. Plant D.C. COOK NUCLEAR POWER PLANT Unit 2
Name
One Cook Place, Bridgman, MI 49106 B000122, FILE:ME-VAL-2-CS-321
Address Repair Org. P.O. No., Job No., etc
3. Work Performed by B. SCALLY Type Code Symbol Stamp N/A
Name Authorization No. N/A
Same as #2 Expiration Date N/A
Address
4. Identification of System REACTOR LETDOWN & CHARGING (CVCS)
5. (a) Applicable Const. Code * PAGE 2 19-- Ed., -- Add. -- Code Case
(b) Applicable Edition of Section XI Utilized for Repairs or Replacements 1983
SUMMER 1983 ADDENDA
6. Identification of Components Repaired or Replaced and Replacement Components

Name of Component	Name of Manufacturer	Manuf. Serial No.	National Board No.	Other Identification	Year Built	Repaired Replaced or Replacement	ASME Code Stamped (Yes or No)
VLV. STUDS 2-CS-321	ATWOOD MORRILL	N/A	N/A	ASP-10891	1988	REPLACED	NO

7. Description of Work (See Remarks)
8. Test Conducted: Hydrostatic ☐ Pneumatic ☐ Nominal Operating Pressure ☐
N/A ☒ Other ☐ Pressure _____ psi Test Temp. _____ °F

NOTE: Supplemental sheets in form of lists, sketches, or drawings may be used, provided (1) size is 8-1/2 in. x 11 in., (2) information in items 1 through 6 on this report is included on each sheet, and (3) each sheet is numbered and the number of sheets is recorded at the top of this form.



FORM NIS-2 (Back)

9. Remarks Unit 2, REPLACED BODY/BONNET STUDS FOR VALVE 2-CS-321
Applicable Manufacturer's Data Reports to be attached

* MATERIAL SUPPLIED IN ACCORDANCE WITH PROCUREMENT

SPECIFICATION DCCPV833QCN.

Ref. JO #B000122 File:ME-VAL-CS-321 ISI Class 2

CERTIFICATE OF COMPLIANCE

We certify that the statements made in the report are correct and this replacement conforms to the rules of the ASME Code, Section XI.
repair or replacement

Type Code Symbol Stamp N/A

Certificate of Authorization No. N/A Expiration Date N/A

Signed T. P. Beilman, Maint. Superintendent Date 6 October, 19 90
Owner of Owner's Designee, Title

CERTIFICATE OF INSERVICE INSPECTION

I, the undersigned, holding a valid commission issued by the National Board of Boiler and Pressure Vessel Inspectors and the State or Province of Michigan and employed by ARKWRIGHT MUTUAL INS. CO.* of NORWOOD, MASS. have inspected the components described in this Owner's Report during the period 12-20-90 to —, and state that to the best of my knowledge and belief, the Owner has performed examinations and taken corrective measures described in this Owner's Report in accordance with the requirements of the ASME Code, Section XI.

By signing this certificate neither the Inspector nor his employer makes any warranty, expressed or implied, concerning the examinations and corrective measures described in this Owner's Report. Furthermore, neither the Inspector nor his employer shall be liable in any manner for any personal injury or property damage or a loss of any kind arising from or connected with this inspection.

MR. [Signature] Commissions Mich 555, ENR NIT
Inspector's Signature National Board, State, Province, Endorsements

*FACTORY MUTUAL SYSTEM

Date 12-20 19 90

0
1
2
3
4
5
6
7
8
9

0

1
2
3
4
5
6
7
8
9

0
1
2
3
4
5
6
7
8
9

0
1
2
3
4
5
6
7
8
9

0
1
2
3
4
5
6
7
8
9

51

INDIANA MICHIGAN POWER COMPANY
D. C. COOK NUCLEAR PLANT, BRIDGMAN, MI
UNIT 2 COMMERCIAL SERVICE DATE 2-1-1978
NATIONAL BOARD NUMBER 1

FORM NIS-2 OWNER'S REPORT FOR REPAIRS OR REPLACEMENTS
As Required by the Provisions of the ASME Code Section XI

1. Owner INDIANA MICHIGAN POWER COMPANY Date 8/12/90
Name
P.O. Box 60 Fort Wayne, IN 46801 Sheet 1 of 2
Address
2. Plant D.C. COOK NUCLEAR POWER PLANT Unit 2
Name
One Cook Place, Bridgman, MI 49106 B000057, FILE:ME-VAL-2-SI-170LI
Address Repair Org. P.O. No., Job No., etc
3. Work Performed by L. BOGGS Type Code Symbol Stamp N/A
Name Authorization No. N/A
Same as #2 Expiration Date N/A
Address
4. Identification of System EMERGENCY CORE COOLING (RHR)
5. (a) Applicable Const. Code ASME III 1986 Ed., 1987 Add. ----- Code Case
(b) Applicable Edition of Section XI Utilized for Repairs or Replacements 1983,
Summer 1983 Addenda

6. Identification of Components Repaired or Replaced and Replacement Components

Name of Component	Name of Manufacturer	Manuf. Serial No.	Nat. Board No.	Other Identification	Year Built	Repaired Replaced or Replacement	ASME Code Stamped (Yes or No)
VALVE 2-SI-170LI							
B/B STUDS	HARDWARE SP.	N/A	N/A	ASP-10356	1988	REPLACED	NO
B/B STUDS	HARDWARE SP.	N/A	N/A	ASP-10345	1988	REPLACED	NO
B/B NUTS	CARDINAL	N/A	N/A	ASP-10636	1988	REPLACED	NO

7. Description of Work (See Remarks)

8. Test Conducted: Hydrostatic ☐ Pneumatic ☐ Nominal Operating Pressure ☒
Other ☐ Pressure _____ psi Test Temp. _____ °F

NOTE: Supplemental sheets in form of lists, sketches, or drawings may be used, provided (1) size is 8-1/2 in. x 11 in., (2) information in items 1 through 6 on this report is included on each sheet, and (3) each sheet is numbered and the number of sheets is recorded at the top of this form.

1
2
3
4
5
6
7
8
9
10
11
12
13
14
15
16
17
18
19
20
21
22
23
24
25
26
27
28
29
30
31
32
33
34
35
36
37
38
39
40
41
42
43
44
45
46
47
48
49
50
51
52
53
54
55
56
57
58
59
60
61
62
63
64
65
66
67
68
69
70
71
72
73
74
75
76
77
78
79
80
81
82
83
84
85
86
87
88
89
90
91
92
93
94
95
96
97
98
99
100

101
102
103
104
105
106
107
108
109
110
111
112
113
114
115
116
117
118
119
120
121
122
123
124
125
126
127
128
129
130
131
132
133
134
135
136
137
138
139
140
141
142
143
144
145
146
147
148
149
150
151
152
153
154
155
156
157
158
159
160
161
162
163
164
165
166
167
168
169
170
171
172
173
174
175
176
177
178
179
180
181
182
183
184
185
186
187
188
189
190
191
192
193
194
195
196
197
198
199
200

201
202
203
204
205
206
207
208
209
210
211
212
213
214
215
216
217
218
219
220
221
222
223
224
225
226
227
228
229
230
231
232
233
234
235
236
237
238
239
240
241
242
243
244
245
246
247
248
249
250
251
252
253
254
255
256
257
258
259
260
261
262
263
264
265
266
267
268
269
270
271
272
273
274
275
276
277
278
279
280
281
282
283
284
285
286
287
288
289
290
291
292
293
294
295
296
297
298
299
300

301
302
303
304
305
306
307
308
309
310
311
312
313
314
315
316
317
318
319
320
321
322
323
324
325
326
327
328
329
330
331
332
333
334
335
336
337
338
339
340
341
342
343
344
345
346
347
348
349
350
351
352
353
354
355
356
357
358
359
360
361
362
363
364
365
366
367
368
369
370
371
372
373
374
375
376
377
378
379
380
381
382
383
384
385
386
387
388
389
390
391
392
393
394
395
396
397
398
399
400



FORM NIS-2 (Back)

Remarks Unit 2, REPLACED B/B STUDS/NUTS WITH SS STUDS/NUTS ON
Applicable Manufacturer's Data Reports to be attached

VALVE 2-SI-170-L1

Ref. JO #B000057 File:ME-VAL-2-SI-170-L1 ISI Class 1

CERTIFICATE OF COMPLIANCE

We certify that the statements made in the report are correct and this
replacement conforms to the rules of the ASME Code, Section XI.
repair or replacement

Type Code Symbol Stamp N/A

Certificate of Authorization No. N/A Expiration Date N/A

Signed T. P. Beilman, Maint. Superintendent Date 25 JAN 91
Owner of Owner's Designee, Title

CERTIFICATE OF INSERVICE INSPECTION

I, the undersigned, holding a valid commission issued by the National Board of Boiler and Pressure Vessel Inspectors and the State or Province of Michigan and employed by ARKWRIGHT MUTUAL INS. CO.* of NORWOOD, MASS. have inspected the components described in this Owner's Report during the period 10-11-90 to , and state that to the best of my knowledge and belief, the Owner has performed examinations and taken corrective measures described in this Owner's Report in accordance with the requirements of the ASME Code, Section XI.

By signing this certificate neither the Inspector nor his employer makes any warranty, expressed or implied, concerning the examinations and corrective measures described in this Owner's Report. Furthermore, neither the Inspector nor his employer shall be liable in any manner for any personal injury or property damage or a loss of any kind arising from or connected with this inspection.

AK Watersbaugh Commissions Mich 555, END N & I
Inspector's Signature National Board, State, Province, Endorsements

Date 1-28 19 91

*FACTORY MUTUAL SYSTEM



FORM NIS-2 OWNER'S REPORT FOR REPAIRS OR REPLACEMENTS
As Required by the Provisions of the ASME Code Section XI

1. Owner INDIANA MICHIGAN POWER COMPANY Date 8/14/90
Name
P.O. Box 60 Fort Wayne, IN 46801 Sheet 1 of 2
Address
2. Plant D.C. COOK NUCLEAR POWER PLANT Unit 2
Name
One Cook Place, Bridgman, MI 49106 B018951, FILE:ME-VAL-2-SI-158L1
Address Repair Org. P.O. No., Job No., etc
3. Work Performed by J. JONES Type Code Symbol Stamp N/A
Name Authorization No. N/A
Same as #2 Expiration Date N/A
Address
4. Identification of System EMERGENCY CORE COOLING (RHR)
5. (a) Applicable Const. Code ASME III 1986 Ed., 1987 Add. ----- Code Case
(b) Applicable Edition of Section XI Utilized for Repairs or Replacements 1983,
Summer 1983 Addenda

6. Identification of Components Repaired or Replaced and Replacement Components

Name of Component	Name of Manufacturer	Manuf. Serial No.	National Board No.	Other Identification	Year Built	Repaired Replaced or Replacement	ASME Code Stamped (Yes or No)
VALVE 2-SI-158L1							
B/B STUDS	CARDINAL	N/A	N/A	ASP-10636	1988	REPLACED	NO

7. Description of Work (See Remarks)

8. Test Conducted: Hydrostatic ☐ Pneumatic ☐ Nominal Operating Pressure ☒
Other ☐ Pressure _____ psi Test Temp. _____ °F

NOTE: Supplemental sheets in form of lists, sketches, or drawings may be used, provided (1) size is 8-1/2 in. x 11 in., (2) information in items 1 through 6 on this report is included on each sheet, and (3) each sheet is numbered and the number of sheets is recorded at the top of this form.



FORM NIS-2 (Back)

Remarks Unit 2, REPLACED B/B STUDS ON VALVE 2-SI-158-L1
Applicable Manufacturer's Data Reports to be attached

Ref. JO #B018951 File:ME-VAL-2-SI-158-L1 ISI Class 1

CERTIFICATE OF COMPLIANCE

We certify that the statements made in the report are correct and this
replacement conforms to the rules of the ASME Code, Section XI.
repair or replacement

Type Code Symbol Stamp N/A

Certificate of Authorization No. N/A Expiration Date N/A

Signed T. P. Beilman, Maint. Superintendent Date 2/2/91, 1991
Owner of Owner's Designee, Title

CERTIFICATE OF INSERVICE INSPECTION

I, the undersigned, holding a valid commission issued by the National Board of Boiler and Pressure Vessel Inspectors and the State or Province of Michigan and employed by ARKWRIGHT MUTUAL INS. CO.* of NORWOOD, MASS. have inspected the components described in this Owner's Report during the period 10/11/90 to , and state that to the best of my knowledge and belief, the Owner has performed examinations and taken corrective measures described in this Owner's Report in accordance with the requirements of the ASME Code, Section XI.

By signing this certificate neither the Inspector nor his employer makes any warranty, expressed or implied, concerning the examinations and corrective measures described in this Owner's Report. Furthermore, neither the Inspector nor his employer shall be liable in any manner for any personal injury or property damage or a loss of any kind arising from or connected with this inspection.

MR. Morton [Signature] Commissions Mich 555, ENR NIT
Inspector's Signature National Board, State, Province, Endorsements

Date 1/22 19 91

*FACTORY MUTUAL SYSTEM

1

2

3

4

5

6

7

8

9

10

11

12

13

14

15

16

17

18

19

20

21

22

23

24

25

26

27

FORM NIS-2 OWNER'S REPORT FOR REPAIRS OR REPLACEMENTS
As Required by the Provisions of the ASME Code Section XI

1. Owner INDIANA MICHIGAN POWER COMPANY Date 8/15/90
Name
P.O. Box 60 Fort Wayne, IN 46801 Sheet 1 of 2
Address
2. Plant D.C. COOK NUCLEAR POWER PLANT Unit 2
Name
One Cook Place, Bridgman, MI 49106 B018952, FILE:ME-VAL-2-SI-158L4
Address Repair Org. P.O. No., Job No., etc
3. Work Performed by ZOUCK Type Code Symbol Stamp N/A
Name Authorization No. N/A
Same as #2 Expiration Date N/A
Address
4. Identification of System EMERGENCY CORE COOLING (RHR)
5. (a) Applicable Const. Code ASME III 1986 Ed., 1987 Add. ---- Code Case
(b) Applicable Edition of Section XI Utilized for Repairs or Replacements 1983,
Summer 1983 Addenda
6. Identification of Components Repaired or Replaced and Replacement Components

Name of Component	Name of Manufacturer	Manuf. Serial No.	National Board No.	Other Identification	Year Built	Repaired Replaced or Replacement	ASME Code Stamped (Yes or No)
VALVE 2-SI-158L4							
B/B STUDS	CARDINAL	N/A	N/A	ASP-10636	1988	REPLACED	NO

7. Description of Work (See Remarks)

8. Test Conducted: Hydrostatic ☐ Pneumatic ☐ Nominal Operating Pressure ☒
Other ☐ Pressure _____ psi Test Temp. _____ °F

NOTE: Supplemental sheets in form of lists, sketches, or drawings may be used, provided (1) size is 8-1/2 in. x 11 in., (2) information in items 1 through 6 on this report is included on each sheet, and (3) each sheet is numbered and the number of sheets is recorded at the top of this form.

10

11

12

13

14

15

16

17

18

19

20

21

22

23

24

25

26

27

28

29

30

31

32

33

34

35

36

37

38

39

40

41

42

43

44

45

46

47

48

49

50

51

52

53

54

55

56

57

58

59

60

61

62

63

64

65

66

67

68

69

70

71

72

73

74

75

76

77

78

79

80

81

82

83

84

85

86

87

88

89

90

91

92

93

94

95

96

97

98

99

100

101

102

103

104

105

106

107

108

109

110

111

112

113

114

115

116

117

118

119

120

121

122

123

124

125

126

127

128

129

130

131

132

133

134

135

136

137

138

139

140

141

142

143

144

145

146

147

148

149

150

151

152

153

154

155

156

157

158

159

160

161

162

163

164

165

166

167

168

169

170

171

172

173

174

175

176

177

178

179

180

181

182

183

184

185

186

187

188

189

190

191

192

193

194

195

196

197

198

199

200

201

202

203

204

205

206

207

208

209

210

211

212

213

214

215

216

217

218

219

220

221

222

223

224

225

226

227

228

229

230

231

232

233

234

235

236

237

238

239

240

241

242

243

244

245

246

247

248

249

250

251

252

253

254

255

256

257

258

259

260

261

262

263

264

265

266

267

268

269

270

271

272

273

274

275

276

277

278

279

280

281

282

283

284

285

286

287

288

289

290

291

292

293

294

295

296

297

298

299

300

301

302

303

304

305

306

307

308

309

310

311

312

313

314

315

316

317

318

319

320

321

322

323

324

325

326

327

328

329

330

331

332

333

334

335

336

337

338

FORM NIS-2 (Back)

Remarks Unit 2, REPLACED B/B STUDS ON VALVE 2-SI-158-L4
Applicable Manufacturer's Data Reports to be attached

Ref. JO #B018952 File:ME-VAL-2-SI-158 L4 ISI Class 1

CERTIFICATE OF COMPLIANCE

We certify that the statements made in the report are correct and this
replacement conforms to the rules of the ASME Code, Section XI.
repair or replacement

Type Code Symbol Stamp N/A

Certificate of Authorization No. N/A Expiration Date N/A

Signed T. P. Beilman, Maint. Superintendent Date 21 January, 19 79
Owner of Owner's Designee, Title

CERTIFICATE OF INSERVICE INSPECTION

I, the undersigned, holding a valid commission issued by the National Board of Boiler and Pressure Vessel Inspectors and the State or Province of Michigan and employed by ARKWRIGHT MUTUAL INS. CO.* of NORWOOD, MASS. have inspected the components described in this Owner's Report during the period 1-23-79 to , and state that to the best of my knowledge and belief, the Owner has performed examinations and taken corrective measures described in this Owner's Report in accordance with the requirements of the ASME Code, Section XI.

By signing this certificate neither the Inspector nor his employer makes any warranty, expressed or implied, concerning the examinations and corrective measures described in this Owner's Report. Furthermore, neither the Inspector nor his employer shall be liable in any manner for any personal injury or property damage or a loss of any kind arising from or connected with this inspection.

T. P. Beilman
Inspector's Signature

Commissions Mich 555, EN & NIT
National Board, State, Province, Endorsements

*FACTORY MUTUAL SYSTEM

Date 1-22 19 79

1

2

3

4

5

6

7

8

9

10

11

12

13

14

15

16



INDIANA MICHIGAN POWER COMPANY
D. C. COOK NUCLEAR PLANT, BRIDGMAN, MI
UNIT 2 COMMERCIAL SERVICE DATE 2-1-1978
NATIONAL BOARD NUMBER 1

FORM NIS-2 OWNER'S REPORT FOR REPAIRS OR REPLACEMENTS
As Required by the Provisions of the ASME Code Section XI

1. Owner INDIANA MICHIGAN POWER COMPANY Date 8/16/90
Name
P.O. Box 60 Fort Wayne, IN 46801 Sheet 1 of 2
Address
2. Plant D.C. COOK NUCLEAR POWER PLANT Unit 2
Name
One Cook Place, Bridgman, MI 49106 B000109, FILE; ME-VAL-2-CS-523-3
Address Repair Org. P.O. No., Job No., etc
3. Work Performed by YOUNG Type Code Symbol Stamp N/A
Name Authorization No. N/A
Same as #2 Expiration Date N/A
Address
4. Identification of System REACTOR COOLANT
5. (a) Applicable Const. Code * PAGE 2 19 - Ed., --- Add. --- Code Case
(b) Applicable Edition of Section XI Utilized for Repairs or Replacements 1983
SUMMER 1983 ADDENDA

6. Identification of Components Repaired or Replaced and Replacement Components

Name of Component	Name of Manufacturer	Manuf. Serial No.	National Board No.	Other Identification	Year Built	Repaired Replaced or Replacement	ASME Code Stamped (Yes or No)
VALVE 2-CS-523-3							
B/B STUDS	NOVA	N/A	N/A	ASP-11021	1989	REPLACED	NO
B/B NUTS	TEXAS BOLT	N/A	N/A	ASP-4184	1981	REPLACED	NO

7. Description of Work (See Remarks)

8. Test Conducted: Hydrostatic ☐ Pneumatic ☐ Nominal Operating Pressure ☐
N/A ☒ Other ☐ Pressure psi Test Temp. °F

NOTE: Supplemental sheets in form of lists, sketches, or drawings may be used, provided (1) size is 8-1/2 in. x 11 in., (2) information in items 1 through 6 on this report is included on each sheet, and (3) each sheet is numbered and the number of sheets is recorded at the top of this form.



FORM NIS-2 (Back)

9. Remarks Unit 2, REPLACED BODY/BONNET STUDS/NUTS ON VALVE 2-CS-523-3
Applicable Manufacturer's Data Reports to be attached

* PURCHASED IN ACCORDANCE WITH SPECIFICATION DCCPV105QCN

REF. 12-MM-088

Ref. JO #B000109 File:ME-VAL-2-CS-523-3 ISI Class 2

CERTIFICATE OF COMPLIANCE

We certify that the statements made in the report are correct and this
replacement conforms to the rules of the ASME Code, Section XI.
repair or replacement

Type Code Symbol Stamp N/A

Certificate of Authorization No. N/A Expiration Date N/A

Signed T. P. Beilman Maint. Superintendent Date 16 December, 19 90
Owner of Owner's Designee, Title

CERTIFICATE OF INSERVICE INSPECTION

I, the undersigned, holding a valid commission issued by the National Board of Boiler and Pressure Vessel Inspectors and the State or Province of Michigan and employed by ARKWRIGHT MUTUAL INS. CO.* of NORWOOD, MASS. have inspected the components described in this Owner's Report during the period 12-20-90 to 12-20-90, and state that to the best of my knowledge and belief, the Owner has performed examinations and taken corrective measures described in this Owner's Report in accordance with the requirements of the ASME Code, Section XI.

By signing this certificate neither the Inspector nor his employer makes any warranty, expressed or implied, concerning the examinations and corrective measures described in this Owner's Report. Furthermore, neither the Inspector nor his employer shall be liable in any manner for any personal injury or property damage or a loss of any kind arising from or connected with this inspection.

M. R. Montross
Inspector's Signature

Commissions Mich 555, ENR NFI
National Board, State, Province, Endorsements

*FACTORY MUTUAL SYSTEM

Date 12-20 19 90

INDIANA MICHIGAN POWER COMPANY
D. C. COOK NUCLEAR PLANT, BRIDGMAN, MI
UNIT 2 COMMERCIAL SERVICE DATE 2-1-1978
NATIONAL BOARD NUMBER 1

FORM NIS-2 OWNER'S REPORT FOR REPAIRS OR REPLACEMENTS
As Required by the Provisions of the ASME Code Section XI

1. Owner INDIANA MICHIGAN POWER COMPANY Date 8/16/90
Name
P.O. Box 60 Fort Wayne, IN 46801 Sheet 1 of 2
Address
2. Plant D.C. COOK NUCLEAR POWER PLANT Unit 2
Name
One Cook Place, Bridgman, MI 49106 B000127, FILE:ME-VAL-2-CS-523-4
Address Repair Org. P.O. No., Job No., etc
3. Work Performed by L. MUNYON Type Code Symbol Stamp N/A
Name Authorization No. N/A
Same as #2 Expiration Date N/A
Address
4. Identification of System REACTOR COOLANT
5. (a) Applicable Const. Code * PAGE 2 19 - Ed., ---- Add. ---- Code Case
(b) Applicable Edition of Section XI Utilized for Repairs or Replacements 1983
SUMMER 1983 ADDENDA

6. Identification of Components Repaired or Replaced and Replacement Components

Name of Component	Name of Manufacturer	Manuf. Serial No.	National Board No.	Other Identification	Year Built	Repaired Replaced or Replacement	ASME Code Stamped (Yes or No)
VALVE 2-CS-523-4							
B/B STUDS	NOVA	N/A	N/A	ASP-11021	1989	REPLACED	NO
B/B NUTS	TEXAS BOLT	N/A	N/A	ASP-4184	1981	REPLACED	NO

7. Description of Work (See Remarks)

8. Test Conducted: Hydrostatic ☐ Pneumatic ☐ Nominal Operating Pressure ☐
N/A ☒ Other ☐ Pressure _____ psi Test Temp. _____ °F

NOTE: Supplemental sheets in form of lists, sketches, or drawings may be used, provided (1) size is 8-1/2 in. x 11 in., (2) information in items 1 through 6 on this report is included on each sheet, and (3) each sheet is numbered and the number of sheets is recorded at the top of this form.



FORM NIS-2 (Back)

Remarks Unit 2, REPLACED BODY/BONNET STUDS/NUTS ON VALVE 2-CS-523-4
Applicable Manufacturer's Data Reports to be attached

*PURCHASED IN ACCORDANCE WITH SPECIFICATION DCCPV105OCN

REF.12-MM-088

Ref. JO #B000127 File:ME-VAL-2-CS-523-4 ISI Class 2

CERTIFICATE OF COMPLIANCE

We certify that the statements made in the report are correct and this
replacement conforms to the rules of the ASME Code, Section XI.
repair or replacement

Type Code Symbol Stamp N/A

Certificate of Authorization No. N/A Expiration Date N/A

Signed T. P. Beilman, Maint. Superintendent Date 12-20-80, 19 80
Owner of Owner's Designee, Title

CERTIFICATE OF INSERVICE INSPECTION

I, the undersigned, holding a valid commission issued by the National Board of Boiler and Pressure Vessel Inspectors and the State or Province of Michigan and employed by ARKWRIGHT MUTUAL INS. CO.* of NORWOOD, MASS. have inspected the components described in this Owner's Report during the period 12-20-80 to —, and state that to the best of my knowledge and belief, the Owner has performed examinations and taken corrective measures described in this Owner's Report in accordance with the requirements of the ASME Code, Section XI.

By signing this certificate neither the Inspector nor his employer makes any warranty, expressed or implied, concerning the examinations and corrective measures described in this Owner's Report. Furthermore, neither the Inspector nor his employer shall be liable in any manner for any personal injury or property damage or a loss of any kind arising from or connected with this inspection.

M. J. M. [Signature] Commissions MICH 555 EN 1 N 5 I
Inspector's Signature National Board, State, Province, Endorsements

Date 12-20 19 80

*FACTORY MUTUAL SYSTEM



INDIANA MICHIGAN POWER COMPANY
D. C. COOK NUCLEAR PLANT, BRIDGMAN, MI
UNIT 2 COMMERCIAL SERVICE DATE 2-1-1978
NATIONAL BOARD NUMBER 1

FORM NIS-2 OWNER'S REPORT FOR REPAIRS OR REPLACEMENTS
As Required by the Provisions of the ASME Code Section XI

1. Owner INDIANA MICHIGAN POWER COMPANY Date 8/16/90
Name
P.O. Box 60 Fort Wayne, IN 46801 Sheet 1 of 2
Address
2. Plant D.C. COOK NUCLEAR POWER PLANT Unit 2
Name
One Cook Place, Bridgman, MI 49106 B000128, FILE; ME-VAL-2-CS-523-2
Address Repair Org. P.O. No., Job No., etc
3. Work Performed by S. LOVIN Type Code Symbol Stamp N/A
Name
Same as #2 Authorization No. N/A
Address Expiration Date N/A
4. Identification of System REACTOR COOLANT
5. (a) Applicable Const. Code *PAGE 2 19-- Ed., -- Add. -- Code Case
(b) Applicable Edition of Section XI Utilized for Repairs or Replacements 1983
SUMMER 1983 ADDENDA

6. Identification of Components Repaired or Replaced and Replacement Components

Name of Component	Name of Manufacturer	Manuf. Serial No.	National Board No.	Other Identification	Year Built	Repaired Replaced or Replacement	ASME Code Stamped (Yes or No)
VALVE 2-CS-523-2							
B/B STUDS	NOVA	N/A	N/A	ASP-11021	1989	REPLACED	NO
B/B NUTS	TEXAS BOLT	N/A	N/A	ASP-4184	1981	REPLACED	NO

7. Description of Work (See Remarks)

8. Test Conducted: Hydrostatic ☐ Pneumatic ☐ Nominal Operating Pressure ☐

N/A ☒ other ☐ Pressure _____ psi Test Temp. _____ °F

NOTE: Supplemental sheets in form of lists, sketches, or drawings may be used, provided (1) size is 8-1/2 in. x 11 in., (2) information in items 1 through 6 on this report is included on each sheet, and (3) each sheet is numbered and the number of sheets is recorded at the top of this form.

1
2
3
4
5

6
7
8
9
10

11
12
13
14
15
16
17
18
19
20
21
22
23
24
25
26
27
28
29
30
31
32
33
34
35
36
37
38
39
40
41
42
43
44
45
46
47
48
49
50
51
52
53
54
55
56
57
58
59
60
61
62
63
64
65
66
67
68
69
70
71
72
73
74
75
76
77
78
79
80
81
82
83
84
85
86
87
88
89
90
91
92
93
94
95
96
97
98
99
100



FORM NIS-2 (Back)

Remarks Unit 2, REPLACED BODY/BONNET STUDS/NUTS FOR VALVE
Applicable Manufacturer's Data Reports to be attached

2-CS-523-2

REF. 12-MM-088

Ref. JO #B000128 File:ME-VAL-2-CS-523-2 ISI Class 2

CERTIFICATE OF COMPLIANCE

We certify that the statements made in the report are correct and this
replacement conforms to the rules of the ASME Code, Section XI.
repair or replacement

Type Code Symbol Stamp N/A

Certificate of Authorization No. N/A Expiration Date N/A

Signed T. P. Beilman Maint. Superintendent Date 12-20-90, 19 90
Owner of Owner's Designee, Title

CERTIFICATE OF INSERVICE INSPECTION

I, the undersigned, holding a valid commission issued by the National Board of Boiler and Pressure Vessel Inspectors and the State or Province of Michigan and employed by ARKWRIGHT MUTUAL INS. CO.* of NORWOOD, MASS. have inspected the components described in this Owner's Report during the period 12-20-90 to 12-20-90, and state that to the best of my knowledge and belief, the Owner has performed examinations and taken corrective measures described in this Owner's Report in accordance with the requirements of the ASME Code, Section XI.

By signing this certificate neither the Inspector nor his employer makes any warranty, expressed or implied, concerning the examinations and corrective measures described in this Owner's Report. Furthermore, neither the Inspector nor his employer shall be liable in any manner for any personal injury or property damage or a loss of any kind arising from or connected with this inspection.

MR. Muterpaugh Commissions Mich 555 ENR NIT
Inspector's Signature National Board, State, Province, Endorsements

*FACTORY MUTUAL SYSTEM

Date 12-20 19 90

2

1944

1945

1946

1947

1948

1949

1950

1951

1952

1953

1954

1955

1956

1957

1958

1959

1960

1961

1962

1963

1964

1965

1966

1967

1968

1969

1970

1971

1972

1973

1974

1975

1976

1977

1978

1979

1980

INDIANA MICHIGAN POWER COMPANY
D. C. COOK NUCLEAR PLANT, BRIDGMAN, MI
UNIT 2 COMMERCIAL SERVICE DATE 2-1-1978
NATIONAL BOARD NUMBER 1

FORM NIS-2 OWNER'S REPORT FOR REPAIRS OR REPLACEMENTS
As Required by the Provisions of the ASME Code Section XI

1. Owner INDIANA MICHIGAN POWER COMPANY Date 8/16/90
Name _____
P.O. Box 60 Fort Wayne, IN 46801 Sheet 1 of 2
Address _____
2. Plant D.C. COOK NUCLEAR POWER PLANT Unit 2
Name _____
One Cook Place, Bridgman, MI 49106 B000108, FILE; ME-VAL-2-CS-523-1
Address _____ Repair Org. P.O. No., Job No., etc _____
3. Work Performed by C. FORD Type Code Symbol Stamp N/A
Name _____ Authorization No. N/A
Same as #2 Expiration Date N/A
Address _____
4. Identification of System REACTOR COOLANT
5. (a) Applicable Const. Code *PAGE 2 19-- Ed., -- Add. -- Code Case
(b) Applicable Edition of Section XI Utilized for Repairs or Replacements 1983
SUMMER 1983 ADDENDA

6. Identification of Components Repaired or Replaced and Replacement Components

Name of Component	Name of Manufacturer	Manuf. Serial No.	National Board No.	Other Identification	Year Built	Repaired Replaced or Replacement	ASME Code Stamped (Yes or No)
VALVE 2-CS-523-1							
B/B STUDS	NOVA	N/A	N/A	ASP-11021	1989	REPLACED	NO
B/B NUTS	TEXAS BOLT	N/A	N/A	ASP-4184	1981	REPLACED	NO

7. Description of Work (See Remarks)

8. Test Conducted: Hydrostatic ☐ Pneumatic ☐ Nominal Operating Pressure ☐

N/A ☒ Other ☐ Pressure _____ psi Test Temp. _____ °F

NOTE: Supplemental sheets in form of lists, sketches, or drawings may be used, provided (1) size is 8-1/2 in. x 11 in.; (2) information in items 1 through 6 on this report is included on each sheet, and (3) each sheet is numbered and the number of sheets is recorded at the top of this form.



FORM NIS-2 (Back)

Remarks Unit 2, REPLACED BODY/BONNET STUDS/NUTS ON VALVE 2-CS-523-1
Applicable Manufacturer's Data Reports to be attached

* PURCHASED IN ACCORDANCE WITH SPECIFICATION DCCPV105QCN

REF. 12-MM-088

Ref. JO #B000108 File:ME-VAL-2-CS-523-1 ISI Class 2

CERTIFICATE OF COMPLIANCE

We certify that the statements made in the report are correct and this
replacement conforms to the rules of the ASME Code, Section XI.
repair or replacement

Type Code Symbol Stamp N/A

Certificate of Authorization No. N/A Expiration Date N/A

Signed T. P. Beilman, Maint. Superintendent Date 16 December, 19 90
Owner of Owner's Designee, Title

CERTIFICATE OF INSERVICE INSPECTION

I, the undersigned, holding a valid commission issued by the National Board of Boiler and Pressure Vessel Inspectors and the State or Province of Michigan and employed by ARKWRIGHT MUTUAL INS. CO.* of NORWOOD, MASS. have inspected the components described in this Owner's Report during the period 12-20-90 to 12-20-90, and state that to the best of my knowledge and belief, the Owner has performed examinations and taken corrective measures described in this Owner's Report in accordance with the requirements of the ASME Code, Section XI.

By signing this certificate neither the Inspector nor his employer makes any warranty, expressed or implied, concerning the examinations and corrective measures described in this Owner's Report. Furthermore, neither the Inspector nor his employer shall be liable in any manner for any personal injury or property damage or a loss of any kind arising from or connected with this inspection.

T. P. Beilman Commissions Mich 555 C.O. 2 N#1
Inspector's Signature National Board, State, Province, Endorsements

*FACTORY MUTUAL SYSTEM

Date 12-20 19 90

100

100

100

100

100

100

100

100

100

100

100

100

100

100

100

100

100

100

100

100

100

100

100

100

100

100



FORM NIS-2 OWNER'S REPORT FOR REPAIRS OR REPLACEMENTS
As Required by the Provisions of the ASME Code Section XI

1. Owner INDIANA MICHIGAN POWER COMPANY Date 8/17/90
Name
P.O. Box 60 Fort Wayne, IN 46801 Sheet 1 of 2
Address
2. Plant D.C. COOK NUCLEAR POWER PLANT Unit 2
Name
One Cook Place, Bridgman, MI 49106 B016777, FILE:ME-VAL-2-SV-52
Address Repair Org. P.O. No., Job No., etc
3. Work Performed by FORD, LAWLESS Type Code Symbol Stamp N/A
Name Authorization No. N/A
Same as #2 Expiration Date N/A
Address
4. Identification of System CVCS-REACTOR LETDOWN & CHARGING
5. (a) Applicable Const. Code ASME SEC III 1986 Ed., 1988 Add. ---- Code Case
(b) Applicable Edition of Section XI Utilized for Repairs or Replacements 1983,
Summer 1983 Addenda

6. Identification of Components Repaired or Replaced and Replacement Components

Name of Component	Name of Manufacturer	Manuf. Serial No.	National Board No.	Other Identification	Year Built	Repaired Replaced or Replacement	ASME Code Stamped (Yes or No)
VALVE 2-SV-52							
STUDS/NUTS	CARDINAL	N/A	N/A	ASP-11683	1989	REPLACED	NO
NUTS	CARDINAL	N/A	N/A	ASP-12586	1990	REPLACED	NO

7. Description of Work (See Remarks)

8. Test Conducted: Hydrostatic ☐ Pneumatic ☐ Nominal Operating Pressure ☐
N/A ☒ Other ☐ Pressure _____ psi Test Temp. _____ °F

NOTE: Supplemental sheets in form of lists, sketches, or drawings may be used, provided (1) size is 8-1/2 in. x 11 in., (2) information in items 1 through 6 on this report is included on each sheet, and (3) each sheet is numbered and the number of sheets is recorded at the top of this form.

100

101

102

103

104

105

106

107

108

109

110

111

112

113

114

115

116

117

118

119

120

FORM NIS-2 (Back)

Remarks Unit 2, REPLACED OUTLET FLANGE STUDS/NUTS FOR VALVE 2-SV-52,
Applicable Manufacturer's Data Reports to be attached

ALSO REPLACED INLET NUTS.

Ref. JO #B016777 File:ME-VAL-2-SV-52 ISI Class 2

CERTIFICATE OF COMPLIANCE

We certify that the statements made in the report are correct and this
replacement conforms to the rules of the ASME Code, Section XI.
repair or replacement

Type Code Symbol Stamp N/A

Certificate of Authorization No. N/A Expiration Date N/A

Signed T. P. Beilman, Maint. Superintendent Date 1/22/91, 19 91
Owner of Owner's Designee, Title

CERTIFICATE OF INSERVICE INSPECTION

I, the undersigned, holding a valid commission issued by the National Board of Boiler and Pressure Vessel Inspectors and the State or Province of Michigan and employed by ARKWRIGHT MUTUAL INS. CO.* of NORWOOD, MASS. have inspected the components described in this Owner's Report during the period 1/22/91 to —, and state that to the best of my knowledge and belief, the Owner has performed examinations and taken corrective measures described in this Owner's Report in accordance with the requirements of the ASME Code, Section XI.

By signing this certificate neither the Inspector nor his employer makes any warranty, expressed or implied, concerning the examinations and corrective measures described in this Owner's Report. Furthermore, neither the Inspector nor his employer shall be liable in any manner for any personal injury or property damage or a loss of any kind arising from or connected with this inspection.

MR. Winterpaugh
Inspector's Signature

Commissions Mich 555; End N&I
National Board, State, Province, Endorsements

*FACTORY MUTUAL SYSTEM

Date Jan 22 19 91

1

2

3

4

5

6

7

8

9

10

11

12

13

14

15

16

17

18

19

20

21

22

23

5

INDIANA MICHIGAN POWER COMPANY
D. C. COOK NUCLEAR PLANT, BRIDGMAN, MI
UNIT 2 COMMERCIAL SERVICE DATE 2-1-1978
NATIONAL BOARD NUMBER 1

FORM NIS-2 OWNER'S REPORT FOR REPAIRS OR REPLACEMENTS
As Required by the Provisions of the ASME Code Section XI

1. Owner INDIANA MICHIGAN POWER COMPANY Date 8/17/90
Name
P.O. Box 60 Fort Wayne, IN 46801 Sheet 1 of 2
Address
2. Plant D.C. COOK NUCLEAR POWER PLANT Unit 2
Name
One Cook Place, Bridgman, MI 49106 B018041, FILE:ME-VAL-2-IMO-325
Address Repair Org. P.O. No., Job No., etc
3. Work Performed by D.ELLENER Type Code Symbol Stamp N/A
Name Authorization No. N/A
Same as #2 Expiration Date N/A
Address
4. Identification of System EMERGENCY CORE COOLING
5. (a) Applicable Const. Code ASME III 1986 Ed., 1987 Add. N/A Code Case
(b) Applicable Edition of Section XI Utilized for Repairs or Replacements 1983,
Summer 1983 Addenda

6. Identification of Components Repaired or Replaced and Replacement Components

Name of Component	Name of Manufacturer	Manuf. Serial No.	National Board No.	Other Identification	Year Built	Repaired or Replacement	ASME Code Stamped (Yes or No)
VALVE 2-IMO-325							
STUDS/NUTS	TEXAS BOLT CO	N/A	N/A	ASP-12413	1988	REPLACED	NO
STUDS/NUTS	TEXAS BOLT CO	N/A	N/A	ASP-11909	1989	REPLACED	NO
STUDS/NUTS	CARDINAL IND.	N/A	N/A	ASP-11683	1989	REPLACED	NO
STUDS/NUTS	BAYLINE BOLT	N/A	N/A	ASP-2140	1979	REPLACED	NO

7. Description of Work (See Remarks)

8. Test Conducted: Hydrostatic ☐ Pneumatic ☐ Nominal Operating Pressure ☒
Other ☐ Pressure _____ psi Test Temp. _____ °F

NOTE: Supplemental sheets in form of lists, sketches, or drawings may be used, provided (1) size is 8-1/2 in. x 11 in., (2) information in items 1 through 6 on this report is included on each sheet, and (3) each sheet is numbered and the number of sheets is recorded at the top of this form.



FORM NIS-2 (Back)

Remarks Unit 2, REPLACED B/B STUDS/NUTS ON VALVE 2-IMO-325
Applicable Manufacturer's Data Reports to be attached

Ref. JO #B018041 File:ME-VAL-2-IMO-325 ISI Class 1

CERTIFICATE OF COMPLIANCE

We certify that the statements made in the report are correct and this replacement conforms to the rules of the ASME Code, Section XI.
repair or replacement

Type Code Symbol Stamp N/A

Certificate of Authorization No. N/A Expiration Date N/A

Signed T. P. Beilman Maint. Superintendent Date 1-5, 19 91
Owner of Owner's Designee, Title

CERTIFICATE OF INSERVICE INSPECTION

I, the undersigned, holding a valid commission issued by the National Board of Boiler and Pressure Vessel Inspectors and the State or Province of Michigan and employed by ARKWRIGHT MUTUAL INS. CO.* of NORWOOD, MASS. have inspected the components described in this Owner's Report during the period Jan. 10 to Jan. 10, 1991, and state that to the best of my knowledge and belief, the Owner has performed examinations and taken corrective measures described in this Owner's Report in accordance with the requirements of the ASME Code, Section XI.

By signing this certificate neither the Inspector nor his employer makes any warranty, expressed or implied, concerning the examinations and corrective measures described in this Owner's Report. Furthermore, neither the Inspector nor his employer shall be liable in any manner for any personal injury or property damage or a loss of any kind arising from or connected with this inspection.

Rocky W. White Commissions Mich. # 0686
Inspector's Signature National Board, State, Province, Endorsements

Date Jan. 10, 19 91

*FACTORY MUTUAL SYSTEM

10

11

12

13

14

15

16

17

18

19

20

21

22

23

24

25

26

27

28

29

30

31

32

33

34

75

INDIANA MICHIGAN POWER COMPANY
D. C. COOK NUCLEAR PLANT, BRIDGMAN, MI
UNIT 2 COMMERCIAL SERVICE DATE 2-1-1978
NATIONAL BOARD NUMBER 1

FORM NIS-2 OWNER'S REPORT FOR REPAIRS OR REPLACEMENTS
As Required by the Provisions of the ASME Code Section XI

1. Owner INDIANA MICHIGAN POWER COMPANY Date 8/18/90
Name
P.O. Box 60 Fort Wayne, IN 46801 Sheet 1 of 2
Address
2. Plant D.C. COOK NUCLEAR POWER PLANT Unit 2
Name
One Cook Place, Bridgman, MI 49106 B016583, FILE:ME-VAL-2-SV-54
Address Repair Org. P.O. No., Job No., etc
3. Work Performed by YOUNG Type Code Symbol Stamp N/A
Name
Same as #2 Authorization No. N/A
Address Expiration Date N/A
4. Identification of System CVCS-REACTOR LETDOWN & CHARGING
5. (a) Applicable Const. Code DCCPM105QCN19 - Ed., --- Add. ---- Code Case
(b) Applicable Edition of Section XI Utilized for Repairs or Replacements 1983;
Summer 1983 Addenda

6. Identification of Components Repaired or Replaced and Replacement Components

Name of Component	Name of Manufacturer	Manuf. Serial No.	National Board No.	Other Identification	Year Built	Repaired Replaced or Replacement	ASME Code Stamped (Yes or No)
VALVE 2-SV-54							
FLG STUDS/NUTS	TEXAS BOLT CARDINAL	N/A	N/A	ASP-7863 ASP-11683	1985 1989	REPLACED	NO

7. Description of Work (See Remarks)

8. Test Conducted: Hydrostatic ☐ Pneumatic ☐ Nominal Operating Pressure ☐
N/A ☒ Other ☐ Pressure _____ psi Test Temp. _____ °F

NOTE: Supplemental sheets in form of lists, sketches, or drawings may be used, provided (1) size is 8-1/2 in. x 11 in., (2) information in items 1 through 6 on this report is included on each sheet, and (3) each sheet is numbered and the number of sheets is recorded at the top of this form.

1

2

3

4

5

6

7

8

9

10

11

12

13

14

15

16

17

18

19

20

21

22

23

24

25

26

27

28

29

30

FORM NIS-2 (Back)

9. Remarks Unit 2, REPLACED INLET/OUTLET FLANGE STUDS/NUTS ON
Applicable Manufacturer's Data Reports to be attached
VALVE 2-SV-54
PURCHASED PER DCC105QCN
Ref. JO #B016583 File:ME-VAL-2-SV-54 ISI Class 2

CERTIFICATE OF COMPLIANCE

We certify that the statements made in the report are correct and this
replacement conforms to the rules of the ASME Code, Section XI.
repair or replacement

Type Code Symbol Stamp N/A

Certificate of Authorization No. N/A Expiration Date N/A

Signed T. P. Beilman, Maint. Superintendent Date January 14, 1971
Owner of Owner's Designee, Title

CERTIFICATE OF INSERVICE INSPECTION

I, the undersigned, holding a valid commission issued by the National Board of Boiler and Pressure Vessel Inspectors and the State or Province of Michigan and employed by ARKWRIGHT MUTUAL INS. CO.* of NORWOOD, MASS. have inspected the components described in this Owner's Report during the period Jan. 14 to Jan. 16, 1971, and state that to the best of my knowledge and belief, the Owner has performed examinations and taken corrective measures described in this Owner's Report in accordance with the requirements of the ASME Code, Section XI.

By signing this certificate neither the Inspector nor his employer makes any warranty, expressed or implied, concerning the examinations and corrective measures described in this Owner's Report. Furthermore, neither the Inspector nor his employer shall be liable in any manner for any personal injury or property damage or a loss of any kind arising from or connected with this inspection.

Barry W. White Commissions Mich. # 0686
Inspector's Signature National Board, State, Province, Endorsements

Date Jan. 16, 1971

*FACTORY MUTUAL SYSTEM

100

101

102

103

104

105

106

107

108

109

110

111

112

113

114

115

116

117

118

119

120



105

INDIANA MICHIGAN POWER COMPANY
D. C. COOK NUCLEAR PLANT, BRIDGMAN, MI
UNIT 2 COMMERCIAL SERVICE DATE 2-1-1978
NATIONAL BOARD NUMBER 1

FORM NIS-2 OWNER'S REPORT FOR REPAIRS OR REPLACEMENTS
As Required by the Provisions of the ASME Code Section XI

1. Owner INDIANA MICHIGAN POWER COMPANY Date 8/18/90
Name
P.O. Box 60 Fort Wayne, IN 46801 Sheet 1 of 2
Address
2. Plant D.C. COOK NUCLEAR POWER PLANT Unit 2
Name
One Cook Place, Bridgman, MI 49106 B018107, FILE:ME-VAL-2-QRV-161
Address Repair Org. P.O. No., Job No., etc
3. Work Performed by ROGERS, DANKO, DUMAY Type Code Symbol Stamp N/A
Name Authorization No. N/A
Same as #2 Expiration Date N/A
Address
4. Identification of System CVCS-REACTOR LETDOWN & CHARGING
5. (a) Applicable Const. Code DCCPM105OCN19 - Ed., --- Add. --- Code Case
(b) Applicable Edition of Section XI Utilized for Repairs or Replacements 1983,
Summer 1983 Addenda

6. Identification of Components Repaired or Replaced and Replacement Components

Name of Component	Name of Manufacturer	Manuf. Serial No.	National Board No.	Other Identification	Year Built	Repaired Replaced or Replacement	ASME Code Stamped (Yes or No)
VALVE 2-QRV-161							
STDS/NUTS	TEXAS BOLT	N/A	N/A	ASP-440	1975	REPLACED	NO

7. Description of Work (See Remarks)

8. Test Conducted: Hydrostatic ☐ Pneumatic ☐ Nominal Operating Pressure ☐
N/A ☒ Other ☐ Pressure _____ psi Test Temp. _____ °F

NOTE: Supplemental sheets in form of lists, sketches, or drawings may be used, provided (1) size is 8-1/2 in. x 11 in., (2) information in items 1 through 6 on this report is included on each sheet, and (3) each sheet is numbered and the number of sheets is recorded at the top of this form.

1

2

3

4

5

6

7

8

9

10

11

12

13

14

15

16

17

18

19

20

21

FORM NIS-2 (Back)

Remarks Unit 2, REPLACED B/B STUDS/NUTS ON VALVE 2-ORV-161
Applicable Manufacturer's Data Reports to be attached

PURCHASED PER DCCPM105QCN

Ref. JO #B018107 File:ME-VAL-2-ORV-161 ISI Class 1

CERTIFICATE OF COMPLIANCE

We certify that the statements made in the report are correct and this
replacement conforms to the rules of the ASME Code, Section XI.
repair or replacement

Type Code Symbol Stamp N/A

Certificate of Authorization No. N/A Expiration Date N/A

Signed T. P. Beilman, Maint. Superintendent Date 15 January, 19 91
Owner of Owner's Designee, Title

CERTIFICATE OF INSERVICE INSPECTION

I, the undersigned, holding a valid commission issued by the National Board of Boiler and Pressure Vessel Inspectors, and the State or Province of Michigan and employed by ARKWRIGHT MUTUAL INS. CO.* of NORWOOD, MASS. have inspected the components described in this Owner's Report during the period 1/22/91 to —, and state that to the best of my knowledge and belief, the Owner has performed examinations and taken corrective measures described in this Owner's Report in accordance with the requirements of the ASME Code, Section XI.

By signing this certificate neither the Inspector nor his employer makes any warranty, expressed or implied, concerning the examinations and corrective measures described in this Owner's Report. Furthermore, neither the Inspector nor his employer shall be liable in any manner for any personal injury or property damage or a loss of any kind arising from or connected with this inspection.

M R Montersmaugh Commissions Mich 555, ENCL N&I
Inspector's Signature National Board, State, Province, Endorsements

Date 1/22 19 91

*FACTORY MUTUAL SYSTEM

1

2

3

4

5

6

7

8

9

10

11

12

13

14

15

16

17



INDIANA MICHIGAN POWER COMPANY
D. C. COOK NUCLEAR PLANT, BRIDGMAN, MI
UNIT 2 COMMERCIAL SERVICE DATE 2-1-1978
NATIONAL BOARD NUMBER 1

74

FORM NIS-2 OWNER'S REPORT FOR REPAIRS OR REPLACEMENTS
As Required by the Provisions of the ASME Code Section XI

1. Owner INDIANA MICHIGAN POWER COMPANY Date 8/18/90 & 9/29/90
Name
P.O. Box 60 Fort Wayne, IN 46801 Sheet 1 of 2
Address
2. Plant D.C. COOK NUCLEAR POWER PLANT Unit 2
Name
One Cook Place, Bridgman, MI 49106 B004684 &
Address B005618 FILE:ME-VAL-2-QRV-51
Repair Org. P.O. No., Job No., etc
3. Work Performed by SELBY, MONFETTE, GOLDEN Type Code Symbol Stamp N/A
Name
Same as #2 Authorization No. N/A
Address Expiration Date N/A
4. Identification of System CVCS-REACTOR LETDOWN & CHARGING
5. (a) Applicable Const. Code ASME III 1986 Ed., 1988- Add. N/A Code Case
(b) Applicable Edition of Section XI Utilized for Repairs or Replacements 1983,
Summer 1983 Addenda

6. Identification of Components Repaired or Replaced and Replacement Components

Name of Component	Name of Manufacturer	Manuf. Serial No.	National Board No.	Other Identification	Year Built	Repaired Replaced or Replacement	ASME Code Stamped (Yes or No)
VALVE 2-QRV-51							
STUDS/NUTS	TEXAS BOLT	N/A	N/A	ASP-440	1975	REPLACED	NO
STUDS/NUTS	TEXAS BOLT	N/A	N/A	ASP-11934	1989	REPLACED	NO

7. Description of Work (See Remarks)

8. Test Conducted: Hydrostatic ☐ Pneumatic ☐ Nominal Operating Pressure ☒
Other ☐ Pressure psi Test Temp. °F

NOTE: Supplemental sheets in form of lists, sketches, or drawings may be used, provided (1) size is 8-1/2 in. x 11 in., (2) information in items 1 through 6 on this report is included on each sheet, and (3) each sheet is numbered and the number of sheets is recorded at the top of this form.

1

2

3

4

5

6

7

8

9

10

11

12

13

14

15

16



FORM NIS-2 (Back)

Remarks Unit 2, REPLACED 3 B/B STUDS/NUTS ON JO#B004684 (WHICH WERE
Applicable Manufacturer's Data Reports to be attached

TOO LONG). JO #B005618 REPLACED SAME 3 STUDS/NUTS OF CORRECT
LENGTH.

#B005618 &
Ref. JO #B004684 File:ME-VAL-2-QRV-51 ISI Class 1

CERTIFICATE OF COMPLIANCE

We certify that the statements made in the report are correct and this
replacement conforms to the rules of the ASME Code, Section XI.
repair or replacement

Type Code Symbol Stamp N/A

Certificate of Authorization No. N/A Expiration Date N/A

Signed T. P. Bellman Maint. Superintendent Date 20 Jan 91
Owner of Owner's Designee, Title

CERTIFICATE OF INSERVICE INSPECTION

I, the undersigned, holding a valid commission issued by the National Board of Boiler and Pressure Vessel Inspectors and the State or Province of Michigan and employed by ARKWRIGHT MUTUAL INS. CO.* of NORWOOD, MASS. have inspected the components described in this Owner's Report during the period 1/22/91 to —, and state that to the best of my knowledge and belief, the Owner has performed examinations and taken corrective measures described in this Owner's Report in accordance with the requirements of the ASME Code, Section XI.

By signing this certificate neither the Inspector nor his employer makes any warranty, expressed or implied, concerning the examinations and corrective measures described in this Owner's Report. Furthermore, neither the Inspector nor his employer shall be liable in any manner for any personal injury or property damage or a loss of any kind arising from or connected with this inspection.

MR. [Signature] Commissions Mich 555, ENR NIT
Inspector's Signature National Board, State, Province, Endorsements

*FACTORY MUTUAL SYSTEM

Date 1/22 19 91

1
2
3
4
5

6
7
8
9
10
11
12

13
14
15



100

INDIANA MICHIGAN POWER COMPANY
D. C. COOK NUCLEAR PLANT, BRIDGMAN, MI
UNIT 2 COMMERCIAL SERVICE DATE 2-1-1978
NATIONAL BOARD NUMBER 1

FORM NIS-2 OWNER'S REPORT FOR REPAIRS OR REPLACEMENTS
As Required by the Provisions of the ASME Code Section XI

1. Owner INDIANA MICHIGAN POWER COMPANY Date 8/18/90
Name
P.O. Box 60 Fort Wayne, IN 46801 Sheet 1 of 2
Address
2. Plant D.C. COOK NUCLEAR POWER PLANT Unit 2
Name
One Cook Place, Bridgman, MI 49106 B018108, FILE:ME-VAL-2-QRV-162
Address Repair Org. P.O. No., Job No., etc
3. Work Performed by ROGERS, DANKO Type Code Symbol Stamp N/A
Name Authorization No. N/A
Same as #2 Expiration Date N/A
Address
4. Identification of System CVCS-REACTOR LETDOWN & CHARGING
5. (a) Applicable Const. Code DCCPM1050CM19 - Ed., --- Add. ----- Code Case
(b) Applicable Edition of Section XI Utilized for Repairs or Replacements 1983,
Summer 1983 Addenda

6. Identification of Components Repaired or Replaced and Replacement Components

Name of Component	Name of Manufacturer	Manuf. Serial No.	National Board No.	Other Identification	Year Built	Repaired Replaced or Replacement	ASME Code Stamped (Yes or No)
VALVE 2-QRV-162							
STDS/NUTS	TEXAS BOLTS	N/A	N/A	ASP-440	1975	REPLACED	NO

7. Description of Work (See Remarks)

8. Test Conducted: Hydrostatic ☐ Pneumatic ☐ Nominal Operating Pressure ☐
N/A ☒ Other ☐ Pressure _____ psi Test Temp. _____ °F

NOTE: Supplemental sheets in form of lists, sketches, or drawings may be used, provided (1) size is 8-1/2 in. x 11 in., (2) information in items 1 through 6 on this report is included on each sheet, and (3) each sheet is numbered and the number of sheets is recorded at the top of this form.



FORM NIS-2 (Back)

Remarks Unit 2, REPLACED B/B STUDS/NUTS ON VALVE 2-ORV-162
Applicable Manufacturer's Data Reports to be attached

PURCHASED TO DCCPM105QCN

Ref. JO #B018108 File:ME-VAL-2-ORV-162 ISI Class 1

CERTIFICATE OF COMPLIANCE

We certify that the statements made in the report are correct and this
replacement conforms to the rules of the ASME Code, Section XI.
repair or replacement

Type Code Symbol Stamp N/A

Certificate of Authorization No. N/A Expiration Date N/A

Signed T. P. Beilman, Maint. Superintendent Date 1/22/91, 19 91
Owner of Owner's Designee, Title

CERTIFICATE OF INSERVICE INSPECTION

I, the undersigned, holding a valid commission issued by the National Board of Boiler and Pressure Vessel Inspectors and the State or Province of Michigan and employed by ARKWRIGHT MUTUAL INS. CO.* of NORWOOD, MASS. have inspected the components described in this Owner's Report during the period 1/22/91 to —, and state that to the best of my knowledge and belief, the Owner has performed examinations and taken corrective measures described in this Owner's Report in accordance with the requirements of the ASME Code, Section XI.

By signing this certificate neither the Inspector nor his employer makes any warranty, expressed or implied, concerning the examinations and corrective measures described in this Owner's Report. Furthermore, neither the Inspector nor his employer shall be liable in any manner for any personal injury or property damage or a loss of any kind arising from or connected with this inspection.

MR. Muterspaugh
Inspector's Signature

Commissions Mich 555, End N & E
National Board, State, Province, Endorsements

*FACTORY MUTUAL SYSTEM

Date 1/22 19 91



INDIANA MICHIGAN POWER COMPANY
D. C. COOK NUCLEAR PLANT, BRIDGMAN, MI
UNIT 2 COMMERCIAL SERVICE DATE 2-1-1978
NATIONAL BOARD NUMBER 1

FORM NIS-2 OWNER'S REPORT FOR REPAIRS OR REPLACEMENTS
As Required by the Provisions of the ASME Code Section XI

1. Owner INDIANA MICHIGAN POWER COMPANY Date 8/20/90
Name
P.O. Box 60 Fort Wayne, IN 46801 Sheet 1 of 2
Address
2. Plant D.C. COOK NUCLEAR POWER PLANT Unit 2
Name
One Cook Place, Bridgman, MI 49106 B016836, FILE:ME-VAL-2-IMO-326
Address Repair Org. P.O. No., Job No., etc
3. Work Performed by K. MATHEAS Type Code Symbol Stamp N/A
Name Authorization No. N/A
Same as #2 Expiration Date N/A
Address
4. Identification of System EMERGENCY CORE COOLING
5. (a) Applicable Const. Code *PAGE 2 19 - Ed., --- Add. --- Code Case
(b) Applicable Edition of Section XI Utilized for Repairs or Replacements 1983,
Summer 1983 Addenda

Identification of Components Repaired or Replaced and Replacement Components

Name of Component	Name of Manufacturer	Manuf. Serial No.	National Board No.	Other Identification	Year Built	Repaired Replaced or Replacement	ASME Code Stamped (Yes or No)
VALVE 2-IMO-326							
STUDS/NUTS	BAYLINE BOLT	N/A	N/A	ASP-2140	1979	REPLACED	NO

7. Description of Work (See Remarks)

8. Test Conducted: Hydrostatic ☐ Pneumatic ☐ Nominal Operating Pressure ☐
N/A ☒ Other ☐ Pressure _____ psi Test Temp. _____ °F

NOTE: Supplemental sheets in form of lists, sketches, or drawings may be used, provided (1) size is 8-1/2 in. x 11 in., (2) information in items 1 through 6 on this report is included on each sheet, and (3) each sheet is numbered and the number of sheets is recorded at the top of this form.

1

2

3

4

5

6

7

8

9

10

11

12

13

14

15

16

17

18

19

20

21

22

23

24

25

26

27

28

29

30

31

32

33

34

35

36

37

38

39

40

41

42

43

44

45

46

47

48

49

50

51

52

53

54

55

56

57

58

59

60

61

62

63

64

65

66

67

68

69

70

71

72

73

74

75

76

77

78

79

80

81

82

83

84

85

86

87

88

89

90

91

92

93

94

95

96

97

98

99

100

101

102

103

104

105

106

107

108

109

110

111

112

113

114

115

116

117

118

119

120

121

122

123

124

125

126

127

128

129

130

131

132

133

134

135

136

137

138

139

140

141

142

143

144

145

146

147

148

149

150

151

152

153

154

155

156

157

158

159

160

161

162

163

164

165

166

167

168

169

170

171

172

173

174

175

176

177

178

179

180

181

182

183

184

185

186

187

188

189

190

191

192

193

194

195

196

197

198

199

200

201

202

203

204

205

206

207

208

209

210

211

212

213

214

215

216

217

218

219

220

221

222

223

224

225

226

227

228

229

230

231

232

233

234

235

236

237

238

239

240

241

242

243

244

245

246

247

248

249

250

251

252

253

254

255

256

257

258

259

260

261

262

263

264

265

266

267

268

269

270

271

272

273

274

275

276

277

278

279

280

281

282

283

284

285

286

287

288

289

290

291

292

293

294

295

296

297

298

299

300

301

302

303

304

305

306

307

308

309

310

311

312

313

314

315

316

317

318

319

320

321

322

323

324

325

<

FORM NIS-2 (Back)

Remarks Unit 2, REPLACED B/B STUDS/NUTS ON VALVE 2-IMO-326
Applicable Manufacturer's Data Reports to be attached

*PURCHASED IN ACCORDANCE WITH SPECIFICATION DCCPM105QCN

Ref. JO #B016836 File:ME-VAL-2-IMO-326 ISI Class 1

CERTIFICATE OF COMPLIANCE

We certify that the statements made in the report are correct and this
replacement conforms to the rules of the ASME Code, Section XI.
repair or replacement

Type Code Symbol Stamp N/A

Certificate of Authorization No. N/A Expiration Date N/A

Signed T. P. Beilman Maint. Superintendent Date 1-5, 19 91
Owner of Owner's Designee, Title

CERTIFICATE OF INSERVICE INSPECTION

I, the undersigned, holding a valid commission issued by the National Board of Boiler and Pressure Vessel Inspectors and the State or Province of Michigan and employed by ARKWRIGHT MUTUAL INS. CO.* of NORWOOD, MASS. have inspected the components described in this Owner's Report during the period Jan. 10 to Jan. 10, 1991, and state that to the best of my knowledge and belief, the Owner has performed examinations and taken corrective measures described in this Owner's Report in accordance with the requirements of the ASME Code, Section XI.

By signing this certificate neither the Inspector nor his employer makes any warranty, expressed or implied, concerning the examinations and corrective measures described in this Owner's Report. Furthermore, neither the Inspector nor his employer shall be liable in any manner for any personal injury or property damage or a loss of any kind arising from or connected with this inspection.

Ruby W. White
Inspector's Signature

Commissions Mich. #0686
National Board, State, Province, Endorsements

Date Jan. 10, 19 91

*FACTORY MUTUAL SYSTEM

1
2
3
4
5
6
7
8
9
10
11
12
13
14
15
16
17
18
19
20
21
22
23
24
25
26
27
28
29
30
31
32
33
34
35
36
37
38
39
40
41
42
43
44
45
46
47
48
49
50
51
52
53
54
55
56
57
58
59
60
61
62
63
64
65
66
67
68
69
70
71
72
73
74
75
76
77
78
79
80
81
82
83
84
85
86
87
88
89
90
91
92
93
94
95
96
97
98
99
100



FORM NIS-2 OWNER'S REPORT FOR REPAIRS OR REPLACEMENTS
As Required by the Provisions of the ASME Code Section XI

1. Owner INDIANA MICHIGAN POWER COMPANY Date 8/22/90
Name
P.O. Box 60 Fort Wayne, IN 46801 Sheet 1 of 2
Address
2. Plant D.C. COOK NUCLEAR POWER PLANT Unit 2
Name
One Cook Place, Bridgman, MI 49106 B004913, FILE:ME-VAL-2-SV-45C
Address Repair Org. P.O. No., Job No., etc
3. Work Performed by C.E.FORD Type Code Symbol Stamp N/A
Name Authorization No. N/A
Same as #2 Expiration Date N/A
Address
4. Identification of System REACTOR COOLANT
5. (a) Applicable Const. Code ASME III 1986 Ed., ---- Add. ----- Code Case
(b) Applicable Edition of Section XI Utilized for Repairs or Replacements 1983,
Summer 1983 Addenda
6. Identification of Components Repaired or Replaced and Replacement Components

Name of Component	Name of Manufacturer	Manuf. Serial No.	National Board No.	Other Identification	Year Built	Repaired Replaced or Replacement	ASME Code Stamped (Yes or No)
VALVE 2-SV-45C	CROSBY	N/A	N/A	ASP-9827	1987	REPLACED	NO
FLG. NUTS	CARDINAL	N/A	N/A	ASP-9828	1987	REPLACED	NO

7. Description of Work (See Remarks)

8. Test Conducted: Hydrostatic ☐ Pneumatic ☐ Nominal Operating Pressure ☒
Other ☐ Pressure _____ psi Test Temp. _____ °F

NOTE: Supplemental sheets in form of lists, sketches, or drawings may be used, provided (1) size is 8-1/2 in. x 11 in., (2) information in items 1 through 6 on this report is included on each sheet, and (3) each sheet is numbered and the number of sheets is recorded at the top of this form.

2

3

4

5

6

7

8

9

10

11

12

13

14

15

16

17

18

19

20

21

22

23

24

25

26

27

28

29

30

31

32

33

34

35

36

37

38

39

40

41

42

43

44

45

46

47

48

49

50

51

52

53

54

55

56

57

58

59

60

61

62

63

64

65

66

67

68

69

70

71

72

73

74

75

76

77

78

79

80

81

82

83

84

85

86

87

88

89

90

91

92

93

94

95

96

97

98

99

100

101

102

103

104

105

106

107

108

109

110

111

112

113

114

115

116

117

118

119

120

121

122

123

124

125

126

127

128

129

130

131

132

133

134

135

136

137

138

139

140

141

142

143

144

145

146

147

148

149

150

151

152

153

154

155

156

157

158

159

160

161

162

163

164

165

166

167

168

169

170

171

172

173

174

175

176

177

178

179

180

181

182

183

184

185

186

187

188

189

190

191

192

193

194

195

196

197

198

199

200

201

202

203

204

205

206

207

208

209

210

211

212

213

214

215

216

217

218

219

220

221

222

223

224

225

226

227

228

229

230

231

232

233

234

235

236

237

238

239

240

241

242

243

244

245

246

247

248

249

250

251

252

253

254

255

256

257

258

259

260

261

262

263

264

265

266

267

268

269

270

271

272

273

274

275

276

277

278

279

280

281

282

283

284

285

286

287

288

289

290

291

292

293

294

295

296

297

298

299

300

301

302

303

304

305

306

307

308

309

310

311

312

313

314

315

316

317

318

319

320

321

322

323

324

325

326

327

328

329

330

FORM NIS-2 (Back)

Remarks Unit 2, REPLACED VALVE AND FLANGE NUTS ON VALVE 2-SV-45C.
Applicable Manufacturer's Data Reports to be attached

NEW VALVE SER. NO. RV-2-8010B

Ref. JO #B004913 File:ME-VAL-2-SV-45C ISI Class 1

CERTIFICATE OF COMPLIANCE

We certify that the statements made in the report are correct and this
replacement conforms to the rules of the ASME Code, Section XI.
repair or replacement

Type Code Symbol Stamp N/A

Certificate of Authorization No. N/A Expiration Date N/A

Signed T. P. Beilman, Maint. Superintendent Date 20 Jan 81, 19 91
Owner of Owner's Designee, Title

CERTIFICATE OF INSERVICE INSPECTION

I, the undersigned, holding a valid commission issued by the National Board of Boiler and Pressure Vessel Inspectors and the State or Province of Michigan and employed by ARKWRIGHT MUTUAL INS. CO.* of NORWOOD, MASS. have inspected the components described in this Owner's Report during the period 10/10/90 to —, and state that to the best of my knowledge and belief, the Owner has performed examinations and taken corrective measures described in this Owner's Report in accordance with the requirements of the ASME Code, Section XI.

By signing this certificate neither the Inspector nor his employer makes any warranty, expressed or implied, concerning the examinations and corrective measures described in this Owner's Report. Furthermore, neither the Inspector nor his employer shall be liable in any manner for any personal injury or property damage or a loss of any kind arising from or connected with this inspection.

MA Mutersbaugh Commissions M.L.H 555, END N.I.I
Inspector's Signature National Board, State, Province, Endorsements

Date 1 / 22 19 91

*FACTORY MUTUAL SYSTEM

1

2

3

4

5

6

7

8

9

10

11

12

13

14

15

16

17

18

19

20

21

22

23

100

INDIANA MICHIGAN POWER COMPANY
D. C. COOK NUCLEAR PLANT, BRIDGMAN, MI
UNIT 2 COMMERCIAL SERVICE DATE 2-1-1978
NATIONAL BOARD NUMBER 1

FORM NIS-2 OWNER'S REPORT FOR REPAIRS OR REPLACEMENTS
As Required by the Provisions of the ASME Code Section XI

1. Owner INDIANA MICHIGAN POWER COMPANY Date 8/22/90
Name
P.O. Box 60 Fort Wayne, IN 46801 Sheet 1 of 2
Address
2. Plant D.C. COOK NUCLEAR POWER PLANT Unit 2
Name
One Cook Place, Bridgman, MI 49106 B006122, FILE:PS-28-2-SV-45B
Address Repair Org. P.O. No., Job No., etc
3. Work Performed by C.E.FORD Type Code Symbol Stamp N/A
Name Authorization No. N/A
Same as #2 Expiration Date N/A
Address
4. Identification of System REACTOR COOLANT
5. (a) Applicable Const. Code ASME III 1986 Ed., -- Add. --- Code Case
(b) Applicable Edition of Section XI Utilized for Repairs or Replacements 1983,
Summer 1983 Addenda

6. Identification of Components Repaired or Replaced and Replacement Components

Name of Component	Name of Manufacturer	Manuf. Serial No.	National Board No.	Other Identification	Year Built	Repaired Replaced or Replacement	ASME Code Stamped (Yes or No)
VALVE 2-SV-45B							
FLG STUDS	NOVA	N/A	N/A	ASP-12239	1988	REPLACED	NO
FLG NUTS	CARDINAL	N/A	N/A	ASP-9828	1987	REPLACED	NO

7. Description of Work (See Remarks)

8. Test Conducted: Hydrostatic ☐ Pneumatic ☐ Nominal Operating Pressure ☒
- Other ☐ Pressure _____ psi Test Temp. _____ °F

NOTE: Supplemental sheets in form of lists, sketches, or drawings may be used, provided (1) size is 8-1/2 in. x 11 in., (2) information in items 1 through 6 on this report is included on each sheet, and (3) each sheet is numbered and the number of sheets is recorded at the top of this form.



FORM NIS-2 (Back)

Remarks Unit 2, REPLACED INLET FLANGE STUDS/NUTS ON VALVE 2-SV-45B
Applicable Manufacturer's Data Reports to be attached

Ref. JO #B006122 File:PS-28-2-SV-45B ISI Class 1

CERTIFICATE OF COMPLIANCE

We certify that the statements made in the report are correct and this replacement conforms to the rules of the ASME Code, Section XI.
repair or replacement

Type Code Symbol Stamp N/A

Certificate of Authorization No. N/A Expiration Date N/A

Signed T. P. Beilman, Maint. Superintendent Date 20/11/91, 1991
Owner of Owner's Designee, Title

CERTIFICATE OF INSERVICE INSPECTION

I, the undersigned, holding a valid commission issued by the National Board of Boiler and Pressure Vessel Inspectors and the State or Province of Michigan and employed by ARKWRIGHT MUTUAL INS. CO.* of NORWOOD, MASS. have inspected the components described in this Owner's Report during the period 10/11/90 to —, and state that to the best of my knowledge and belief, the Owner has performed examinations and taken corrective measures described in this Owner's Report in accordance with the requirements of the ASME Code, Section XI.

By signing this certificate neither the Inspector nor his employer makes any warranty, expressed or implied, concerning the examinations and corrective measures described in this Owner's Report. Furthermore, neither the Inspector nor his employer shall be liable in any manner for any personal injury or property damage or a loss of any kind arising from or connected with this inspection.

1/12/91 Inspector's Signature Commissions Mich 555 ENR N.I.E
National Board, State, Province, Endorsements

Date 1/22 19 91

*FACTORY MUTUAL SYSTEM



INDIANA MICHIGAN POWER COMPANY
D. C. COOK NUCLEAR PLANT, BRIDGMAN, MI
UNIT 2 COMMERCIAL SERVICE DATE 2-1-1978
NATIONAL BOARD NUMBER 1

FORM NIS-2 OWNER'S REPORT FOR REPAIRS OR REPLACEMENTS
As Required by the Provisions of the ASME Code Section XI

1. Owner INDIANA MICHIGAN POWER COMPANY Date 8/22/90
Name
P.O. Box 60 Fort Wayne, IN 46801 Sheet 1 of 2
Address
2. Plant D.C. COOK NUCLEAR POWER PLANT Unit 2
Name
One Cook Place, Bridgman, MI 49106 B016147, FILE:PS-2-STN-42E
Address Repair Org. P.O. No., Job No., etc
3. Work Performed by ROBINSON, DEAN Type Code Symbol Stamp N/A
Name Authorization No. N/A
Same as #2 Expiration Date N/A
Address
4. Identification of System EMERGENCY CORE COOLING (RHR)
5. (a) Applicable Const. Code DCCPM1050CN19 - Ed., ---- Add. --- Code Case
(b) Applicable Edition of Section XI Utilized for Repairs or Replacements 1983, Summer 1983 Addenda

6. Identification of Components Repaired or Replaced and Replacement Components

Name of Component	Name of Manufacturer	Manuf. Serial No.	National Board No.	Other Identification	Year Built	Repaired Replaced or Replacement	ASME Code Stamped (Yes or No)
STRAINER 2-STN-42E							
STUD/NUT	TEXAS BOLT	N/A	N/A	ASP-493	1976	REPLACED	NO

7. Description of Work (See Remarks)

8. Test Conducted: Hydrostatic ☐ Pneumatic ☐ Nominal Operating Pressure ☐
N/A ☒ Other ☐ Pressure _____ psi Test Temp. _____ °F

NOTE: Supplemental sheets in form of lists, sketches, or drawings may be used, provided (1) size is 8-1/2 in. x 11 in., (2) information in items 1 through 6 on this report is included on each sheet, and (3) each sheet is numbered and the number of sheets is recorded at the top of this form.

35
36
37
38
39

40
41
42
43
44
45
46
47
48
49
50

FORM NIS-2 (Back)

Remarks Unit 2, REPLACED ONE STUD/NUT ON STRAINER 2-STN-42E
Applicable Manufacturer's Data Reports to be attached

PURCHASED PER DCCPM1050CN

Ref. JO #B016147 File:PS-2-STN-42E

ISI Class 2

CERTIFICATE OF COMPLIANCE

We certify that the statements made in the report are correct and this
replacement conforms to the rules of the ASME Code, Section XI.
repair or replacement

Type Code Symbol Stamp N/A

Certificate of Authorization No. N/A Expiration Date N/A

Signed T. P. Beilman, Maint. Superintendent Date 20 Jan 91
Owner of Owner's Designee, Title

CERTIFICATE OF INSERVICE INSPECTION

I, the undersigned, holding a valid commission issued by the National Board of Boiler and Pressure Vessel Inspectors and the State or Province of Michigan and employed by ARKWRIGHT MUTUAL INS. CO.* of NORWOOD, MASS. have inspected the components described in this Owner's Report during the period 1/22/91 to , and state that to the best of my knowledge and belief, the Owner has performed examinations and taken corrective measures described in this Owner's Report in accordance with the requirements of the ASME Code, Section XI.

By signing this certificate neither the Inspector nor his employer makes any warranty, expressed or implied, concerning the examinations and corrective measures described in this Owner's Report. Furthermore, neither the Inspector nor his employer shall be liable in any manner for any personal injury or property damage or a loss of any kind arising from or connected with this inspection.

W.R. Hintersbaugh Commissions Mich 555, End NIT
Inspector's Signature National Board, State, Province, Endorsements

*FACTORY MUTUAL SYSTEM

Date Jan 22 19 91

1
2
3
4
5
6
7
8
9
10
11
12
13
14
15
16
17
18
19
20
21
22
23
24
25
26
27
28
29
30
31
32
33
34
35
36
37
38
39
40
41
42
43
44
45
46
47
48
49
50
51
52
53
54
55
56
57
58
59
60
61
62
63
64
65
66
67
68
69
70
71
72
73
74
75
76
77
78
79
80
81
82
83
84
85
86
87
88
89
90
91
92
93
94
95
96
97
98
99
100



63

INDIANA MICHIGAN POWER COMPANY
D. C. COOK NUCLEAR PLANT, BRIDGMAN, MI
UNIT 2 COMMERCIAL SERVICE DATE 2-1-1978
NATIONAL BOARD NUMBER 1

FORM NIS-2 OWNER'S REPORT FOR REPAIRS OR REPLACEMENTS
As Required by the Provisions of the ASME Code Section XI

1. Owner INDIANA MICHIGAN POWER COMPANY Date 8-31-90
Name
P.O. Box 60 Fort Wayne, IN 46801 Sheet 1 of 2
Address
2. Plant D.C. COOK NUCLEAR POWER PLANT Unit 2
Name
One Cook Place, Bridgman, MI 49106 B000178, FILE:ME-VAL-2-SV-105W
Address Repair Org. P.O. No., Job No., etc
3. Work Performed by BOGGS, WILLIAMS Type Code Symbol Stamp N/A
Name Authorization No. N/A
Same as #2 Expiration Date N/A
Address
4. Identification of System EMERGENCY CORE COOLING (RHR)
5. (a) Applicable Const. Code ASME III 1986 Ed., 1987 Add. ---- Code Case
(b) Applicable Edition of Section XI Utilized for Repairs or Replacements 1983,
Summer 1983 Addenda

Identification of Components Repaired or Replaced and Replacement Components

Name of Component	Name of Manufacturer	Manuf. Serial No.	National Board No.	Other Identification	Year Built	Repaired Replaced or Replacement	ASME Code Stamped (Yes or No)
VALVE 2-SV-105W							
STUDS/NUTS	TEXAS BOLT	N/A	N/A	ASP-11803	1989	REPLACED	NO

7. Description of Work (See Remarks)
8. Test Conducted: Hydrostatic ☐ Pneumatic ☐ Nominal Operating Pressure ☐
N/A ☒ Other ☐ Pressure _____ psi Test Temp. _____ °F

NOTE: Supplemental sheets in form of lists, sketches, or drawings may be used, provided (1) size is 8-1/2 in. x 11 in., (2) information in items 1 through 6 on this report is included on each sheet, and (3) each sheet is numbered and the number of sheets is recorded at the top of this form.

1

2

3

4

5

6

7

8

9

10

11

12

13

14

15

16

17

18

19

20

21

22

INDIANA MICHIGAN POWER COMPANY
D. C. COOK NUCLEAR PLANT, BRIDGMAN, MI
UNIT 2 COMMERCIAL SERVICE DATE 2-1-1978
NATIONAL BOARD NUMBER 1

Page 2 of 2

FORM NIS-2 (Back)

Remarks Unit 2, REPLACED INLET/OUTLET BOLTING ON VALVE 2-SV-105W
Applicable Manufacturer's Data Reports to be attached

Ref. JO #B000178 File:ME-VAL-2-SV-105W ISI CLASS 2

CERTIFICATE OF COMPLIANCE

We certify that the statements made in the report are correct and this
replacement conforms to the rules of the ASME Code, Section XI.
repair or replacement

Type Code Symbol Stamp N/A

Certificate of Authorization No. N/A Expiration Date N/A

Signed T. P. Beilman, Maint. Superintendent Date 4 January, 1991
Owner of Owner's Designee, Title

CERTIFICATE OF INSERVICE INSPECTION

I, the undersigned, holding a valid commission issued by the National Board of Boiler and Pressure Vessel Inspectors and the State or Province of Michigan and employed by ARKWRIGHT MUTUAL INS. CO.* of NORWOOD, MASS. have inspected the components described in this Owner's Report during the period Jan. 14 to Jan. 16, 1991, and state that to the best of my knowledge and belief, the Owner has performed examinations and taken corrective measures described in this Owner's Report in accordance with the requirements of the ASME Code, Section XI.

By signing this certificate neither the Inspector nor his employer makes any warranty, expressed or implied, concerning the examinations and corrective measures described in this Owner's Report. Furthermore, neither the Inspector nor his employer shall be liable in any manner for any personal injury or property damage or a loss of any kind arising from or connected with this inspection.

Rocky W. White Commissions Mich. # 0686
Inspector's Signature National Board, State, Province, Endorsements

Date Jan. 16, 1991

*FACTORY MUTUAL SYSTEM

10

11

12

13

14

15

16

17

18

19

20

21

22

23

24

25

26

27

28

29

FORM NIS-2 OWNER'S REPORT FOR REPAIRS OR REPLACEMENTS
As Required by the Provisions of the ASME Code Section XI

1. Owner INDIANA MICHIGAN POWER COMPANY Date 8/31/90
Name
P.O. Box 60 Fort Wayne, IN 46801 Sheet 1 of 2
Address
2. Plant D.C. COOK NUCLEAR POWER PLANT Unit 2
Name
One Cook Place, Bridgman, MI 49106 B000177, FILE:ME-VAL-2-SV-105E
Address Repair Org. P.O. No., Job No., etc
3. Work Performed by L. BOGGS, A. LAWLESS Type Code Symbol Stamp N/A
Name Authorization No. N/A
Same as #2 Expiration Date N/A
Address
4. Identification of System EMERGENCY CORE COOLING (RHR)
5. (a) Applicable Const. Code ASME III 1986 Ed., 1988 Add. ---- Code Case
(b) Applicable Edition of Section XI Utilized for Repairs or Replacements 1983,
Summer 1983 Addenda

6. Identification of Components Repaired or Replaced and Replacement Components

Name of Component	Name of Manufacturer	Manuf. Serial No.	National Board No.	Other Identification	Year Built	Repaired Replaced or Replacement	ASME Code Stamped (Yes or No)
VALVE 2-SV-105E							
STUDS/NUTS	CARDINAL	N/A	N/A	ASP-11683	1989	REPLACED	NO

7. Description of Work (See Remarks)

8. Test Conducted: Hydrostatic ☐ Pneumatic ☐ Nominal Operating Pressure ☐
N/A ☒ Other ☐ Pressure psi Test Temp. °F

NOTE: Supplemental sheets in form of lists, sketches, or drawings may be used, provided (1) size is 8-1/2 in. x 11 in., (2) information in items 1 through 6 on this report is included on each sheet, and (3) each sheet is numbered and the number of sheets is recorded at the top of this form.



FORM NIS-2 (Back)

Remarks Unit 2, REPLACED FLANGE BOLTING ON VALVE 2-SV-105E
Applicable Manufacturer's Data Reports to be attached

Ref. JO #B000177 File:ME-VAL-2-SV-105E ISI Class 2

CERTIFICATE OF COMPLIANCE

We certify that the statements made in the report are correct and this
replacement conforms to the rules of the ASME Code, Section XI.
repair or replacement

Type Code Symbol Stamp N/A

Certificate of Authorization No. N/A Expiration Date N/A

Signed T. P. Beilman, Maint. Superintendent Date 1-16-91, 19 91
Owner of Owner's Designee, Title

CERTIFICATE OF INSERVICE INSPECTION

I, the undersigned, holding a valid commission issued by the National Board of Boiler and Pressure Vessel Inspectors and the State or Province of Michigan and employed by ARKWRIGHT MUTUAL INS. CO.* of NORWOOD, MASS. have inspected the components described in this Owner's Report during the period Jan. 14 to Jan. 16, 1991, and state that to the best of my knowledge and belief, the Owner has performed examinations and taken corrective measures described in this Owner's Report in accordance with the requirements of the ASME Code, Section XI.

By signing this certificate neither the Inspector nor his employer makes any warranty, expressed or implied, concerning the examinations and corrective measures described in this Owner's Report. Furthermore, neither the Inspector nor his employer shall be liable in any manner for any personal injury or property damage or a loss of any kind arising from or connected with this inspection.

Rocky W. White Commissions Mich. # 0686
Inspector's Signature National Board, State, Province, Endorsements

Date Jan. 16, 19 91

*FACTORY MUTUAL SYSTEM

1
2
3
4
5
6
7
8
9
10
11
12
13
14
15
16
17
18
19
20
21
22
23
24
25
26
27
28
29
30
31
32
33
34
35
36
37
38
39
40
41
42
43
44
45
46
47
48
49
50
51
52
53
54
55
56
57
58
59
60
61
62
63
64
65
66
67
68
69
70
71
72
73
74
75
76
77
78
79
80
81
82
83
84
85
86
87
88
89
90
91
92
93
94
95
96
97
98
99
100

1
2
3
4
5
6
7
8
9
10
11
12
13
14
15
16
17
18
19
20
21
22
23
24
25
26
27
28
29
30
31
32
33
34
35
36
37
38
39
40
41
42
43
44
45
46
47
48
49
50
51
52
53
54
55
56
57
58
59
60
61
62
63
64
65
66
67
68
69
70
71
72
73
74
75
76
77
78
79
80
81
82
83
84
85
86
87
88
89
90
91
92
93
94
95
96
97
98
99
100

1
2
3
4
5
6
7
8
9
10
11
12
13
14
15
16
17
18
19
20
21
22
23
24
25
26
27
28
29
30
31
32
33
34
35
36
37
38
39
40
41
42
43
44
45
46
47
48
49
50
51
52
53
54
55
56
57
58
59
60
61
62
63
64
65
66
67
68
69
70
71
72
73
74
75
76
77
78
79
80
81
82
83
84
85
86
87
88
89
90
91
92
93
94
95
96
97
98
99
100

1
2
3
4
5
6
7
8
9
10
11
12
13
14
15
16
17
18
19
20
21
22
23
24
25
26
27
28
29
30
31
32
33
34
35
36
37
38
39
40
41
42
43
44
45
46
47
48
49
50
51
52
53
54
55
56
57
58
59
60
61
62
63
64
65
66
67
68
69
70
71
72
73
74
75
76
77
78
79
80
81
82
83
84
85
86
87
88
89
90
91
92
93
94
95
96
97
98
99
100

INDIANA MICHIGAN POWER COMPANY
D. C. COOK NUCLEAR PLANT, BRIDGMAN, MI
UNIT 2 COMMERCIAL SERVICE DATE 2-1-1978
NATIONAL BOARD NUMBER 1

FORM NIS-2 OWNER'S REPORT FOR REPAIRS OR REPLACEMENTS
As Required by the Provisions of the ASME Code Section XI

1. Owner INDIANA MICHIGAN POWER COMPANY Date 8-31-90
Name
P.O. Box 60 Fort Wayne, IN 46801 Sheet 1 of 2
Address
2. Plant D.C. COOK NUCLEAR POWER PLANT Unit 2
Name
One Cook Place, Bridgman, MI 49106 B000176, ME-VAL-2-SV-104E
Address Repair Org. P.O. No., Job No., etc
3. Work Performed by L. Boggs Type Code Symbol Stamp N/A
Name Authorization No. N/A
Same as #2 Expiration Date N/A
Address
4. Identification of System Emergency Core Cooling (RHR)
5. (a) Applicable Const. Code ASME Sec III 1986 Ed., 1988 Add. NA Code Case
(b) Applicable Edition of Section XI Utilized for Repairs or Replacements 1983,
Summer 1983 Addenda
6. Identification of Components Repaired or Replaced and Replacement Components

Name of Component	Name of Manufacturer	Manuf. Serial No.	National Board No.	Other Identification	Year Built	Repaired Replaced or Replacement	ASME Code Stamped (Yes or No)
Valve 2-SV-104E							
Outlet Bolting	Cardinal	N/A	N/A	ASP-11683	1989	Replaced	No

7. Description of Work (See Remarks)
8. Test Conducted: Hydrostatic ☐ Pneumatic ☐ Nominal Operating Pressure ☐
N/A ☒ Other ☐ Pressure _____ psi Test Temp. _____ °F

NOTE: Supplemental sheets in form of lists, sketches, or drawings may be used, provided (1) size is 8-1/2 in. x 11 in., (2) information in items 1 through 6 on this report is included on each sheet, and (3) each sheet is numbered and the number of sheets is recorded at the top of this form.

FORM NIS-2 (Back)

Remarks Unit 2. Replaced Outlet Flange Studs/Nuts on Valve 2-SV-104E
Applicable Manufacturer's Data Reports to be attached

Ref. JO #B000176 File: ME-VAL-2-SV-104E ISI Class 2

CERTIFICATE OF COMPLIANCE

We certify that the statements made in the report are correct and this
replacement conforms to the rules of the ASME Code, Section XI.
repair or replacement

Type Code Symbol Stamp N/A

Certificate of Authorization NO N/A Expiration Date N/A

Signed T. P. Beilman, Maint. Superintendent Date 12-20-90
Owner of Owner's Designee, Title

CERTIFICATE OF INSERVICE INSPECTION

I, the undersigned, holding a valid commission issued by the National Board of Boiler and Pressure Vessel Inspectors and the State or Province of Michigan and employed by ARKWRIGHT MUTUAL INS. CO.* of NORWOOD, MASS. have inspected the components described in this Owner's Report during the period 12-20-90 to 12-20-90, and state that to the best of my knowledge and belief, the Owner has performed examinations and taken corrective measures described in this Owner's Report in accordance with the requirements of the ASME Code, Section XI.

By signing this certificate neither the Inspector nor his employer makes any warranty, expressed or implied, concerning the examinations and corrective measures described in this Owner's Report. Furthermore, neither the Inspector nor his employer shall be liable in any manner for any personal injury or property damage or a loss of any kind arising from or connected with this inspection.

T. P. Beilman Commissions Mich 555 ENR N: I
Inspector's Signature National Board, State, Province, Endorsements

Date 12-20 19 90

*FACTORY MUTUAL SYSTEM

100

101

102

103

104

105

106

107

108

109

110

111

112

113

114

115

116

117

118

119

120

121

122

123

124

65

INDIANA MICHIGAN POWER COMPANY
D. C. COOK NUCLEAR PLANT, BRIDGMAN, MI
UNIT 2 COMMERCIAL SERVICE DATE 2-1-1978
NATIONAL BOARD NUMBER 1

FORM NIS-2 OWNER'S REPORT FOR REPAIRS OR REPLACEMENTS
As Required by the Provisions of the ASME Code Section XI

1. Owner INDIANA MICHIGAN POWER COMPANY Date 8/31/90
Name
P.O. Box 60 Fort Wayne, IN 46801 Sheet 1 of 2
Address
2. Plant D.C. COOK NUCLEAR POWER PLANT Unit 2
Name
One Cook Place, Bridgman, MI 49106 B000175, FILE:ME-VAL-2-SV-103
Address Repair Org. P.O. No., Job No., etc
3. Work Performed by J.VERN, D.WAUGH Type Code Symbol Stamp N/A
Name Authorization No. N/A
Same as #2 Expiration Date N/A
Address
4. Identification of System EMERGENCY CORE COOLING (RHR)
5. (a) Applicable Const. Code ASME III 1986 Ed., 1987 Add. --- Code Case
(b) Applicable Edition of Section XI Utilized for Repairs or Replacements 1983,
Summer 1983 Addenda

6. Identification of Components Repaired or Replaced and Replacement Components

Name of Component	Name of Manufacturer	Manuf. Serial No.	National Board No.	Other Identification	Year Built	Repaired Replaced or Replacement	ASME Code Stamped (Yes or No)
VALVE 2-SV-103							
STDS/NUTS	TEXAS BOLT	N/A	N/A	ASP-12493	1990	REPLACED	NO
STDS/NUTS	TEXAS BOLT	N/A	N/A	ASP-11803	1989	REPLACED	NO
STUD/NUT	CARDINAL	N/A	N/A	ASP-12567	1990	REPLACED	NO

7. Description of Work (See Remarks)
8. Test Conducted: Hydrostatic ☐ Pneumatic ☐ Nominal Operating Pressure ☐
N/A ☒ Other ☐ Pressure _____ psi Test Temp. _____ °F

NOTE: Supplemental sheets in form of lists, sketches, or drawings may be used, provided (1) size is 8-1/2 in. x 11 in., (2) information in items 1 through 6 on this report is included on each sheet, and (3) each sheet is numbered and the number of sheets is recorded at the top of this form.

1

2

3

4

5

6

7

8

9

10

11

12

13

14

15

16

17

18

19

20

21

22

23

24

Remarks Unit 2, REPLACED INLET/OUTLET STUDS/NUTS
Applicable Manufacturer's Data Reports to be attached

ON VALVE 2-SV-103

Ref. JO #B000175 File:ME-VAL-2-SV-103 ISI Class 2

CERTIFICATE OF COMPLIANCE

We certify that the statements made in the report are correct and this
replacement conforms to the rules of the ASME Code, Section XI.
repair or replacement

Type Code Symbol Stamp N/A

Certificate of Authorization No. N/A Expiration Date N/A

Signed T. P. Beilman, Maint. Superintendent Date 20 January, 19 91
Owner of Owner's Designee, Title

CERTIFICATE OF INSERVICE INSPECTION

I, the undersigned, holding a valid commission issued by the National Board of Boiler and Pressure Vessel Inspectors and the State or Province of Michigan and employed by ARKWRIGHT MUTUAL INS. CO.* of NORWOOD, MASS. have inspected the components described in this Owner's Report during the period 1-22-91 to —, and state that to the best of my knowledge and belief, the Owner has performed examinations and taken corrective measures described in this Owner's Report in accordance with the requirements of the ASME Code, Section XI.

By signing this certificate neither the Inspector nor his employer makes any warranty, expressed or implied, concerning the examinations and corrective measures described in this Owner's Report. Furthermore, neither the Inspector nor his employer shall be liable in any manner for any personal injury or property damage or a loss of any kind arising from or connected with this inspection.

W. H. Waters paugh Commissions Mich 555, End N&I
Inspector's Signature National Board, State, Province, Endorsements

*FACTORY MUTUAL SYSTEM

Date 1-22 19 91

10

11

12

13

14

15

16

17

18

19

20

21

22

23

24

25

26

27

28

29

30

31

32

33

34

35



INDIANA MICHIGAN POWER COMPANY
D. C. COOK NUCLEAR PLANT, BRIDGMAN, MI
UNIT 2 COMMERCIAL SERVICE DATE 2-1-1978
NATIONAL BOARD NUMBER 1

107

FORM NIS-2 OWNER'S REPORT FOR REPAIRS OR REPLACEMENTS
As Required by the Provisions of the ASME Code Section XI

1. Owner INDIANA MICHIGAN POWER COMPANY Date 9/3/90
Name
P.O. Box 60 Fort Wayne, IN 46801 Sheet 1 of 2
Address
2. Plant D.C. COOK NUCLEAR POWER PLANT Unit 2
Name
One Cook Place, Bridgman, MI 49106 B016150, FILE:ME-VAL-2-ORV-303
Address Repair Org. P.O. No., Job No., etc
3. Work Performed by YOUNG, WILLIAMS Type Code Symbol Stamp N/A
Name Authorization No. N/A
Same as #2 Expiration Date N/A
Address
4. Identification of System CVCS-REACTOR LETDOWN & CHARGING
5. (a) Applicable Const. Code ASME III1986 Ed., 1988 Add. ---- Code Case
(b) Applicable Edition of Section XI Utilized for Repairs or Replacements 1983,
Summer 1983 Addenda

6. Identification of Components Repaired or Replaced and Replacement Components

Name of Component	Name of Manufacturer	Manuf. Serial No.	National Board No.	Other Identification	Year Built	Repaired Replaced or Replacement	ASME Code Stamped (Yes or No)
VALVE 2-QRV-303							
STUD/NUTS	ENERGY STEEL	N/A	N/A	ASP-11909	1989	REPLACED	NO

7. Description of Work (See Remarks)

8. Test Conducted: Hydrostatic ☐ Pneumatic ☐ Nominal Operating Pressure ☐
N/A ☒ Other ☐ Pressure _____ psi Test Temp. _____ °F

NOTE: Supplemental sheets in form of lists, sketches, or drawings may be used, provided (1) size is 8-1/2 in. x 11 in., (2) information in items 1 through 6 on this report is included on each sheet, and (3) each sheet is numbered and the number of sheets is recorded at the top of this form.

1

2

3

4

5

6

7

8

9

10

11

12

13

14

15

16

17

18

19

20

FORM NIS-2 (Back)

Remarks Unit 2, REPLACED FLANGE STUD/NUTS ON VALVE 2-QRV-303
Applicable Manufacturer's Data Reports to be attached

Ref. JO #B016150 File:ME-VAL-2-QRV-303 ISI Class 2

CERTIFICATE OF COMPLIANCE

We certify that the statements made in the report are correct and this replacement conforms to the rules of the ASME Code, Section XI.
repair or replacement

Type Code Symbol Stamp N/A

Certificate of Authorization No. N/A Expiration Date N/A

Signed T. P. Beilman, Maint. Superintendent Date 1/22/91, 19 91
Owner of Owner's Designee, Title

CERTIFICATE OF INSERVICE INSPECTION

I, the undersigned, holding a valid commission issued by the National Board of Boiler and Pressure Vessel Inspectors and the State or Province of Michigan and employed by ARKWRIGHT MUTUAL INS. CO.* of NORWOOD, MASS. have inspected the components described in this Owner's Report during the period 1/22/91 to —, and state that to the best of my knowledge and belief, the Owner has performed examinations and taken corrective measures described in this Owner's Report in accordance with the requirements of the ASME Code, Section XI.

By signing this certificate neither the Inspector nor his employer makes any warranty, expressed or implied, concerning the examinations and corrective measures described in this Owner's Report. Furthermore, neither the Inspector nor his employer shall be liable in any manner for any personal injury or property damage or a loss of any kind arising from or connected with this inspection.

M. R. McIntosh
Inspector's Signature

Commissions Mich 555, ENR NIT
National Board, State, Province, Endorsements

*FACTORY MUTUAL SYSTEM

Date 1/22 19 91



INDIANA MICHIGAN POWER COMPANY
D. C. COOK NUCLEAR PLANT, BRIDGMAN, MI
UNIT 2 COMMERCIAL SERVICE DATE 2-1-1978
NATIONAL BOARD NUMBER 1

FORM NIS-2 OWNER'S REPORT FOR REPAIRS, OR REPLACEMENTS
As Required by the Provisions of the ASME Code Section XI

1. Owner INDIANA MICHIGAN POWER COMPANY Date 9/4/90
Name
P.O. Box 60 Fort Wayne, IN 46801 Sheet 1 of 2
Address
2. Plant D.C. COOK NUCLEAR POWER PLANT Unit 2
Name
One Cook Place, Bridgman, MI 49106 B003799, FILE:ME-VAL-2-QRV-160
Address Repair Org. P.O. No., Job No., etc
3. Work Performed by WAUGH, VERES Type Code Symbol Stamp N/A
Name
Same as #2 Authorization No. N/A
Address Expiration Date N/A
4. Identification of System CVCS-REACTOR LETDOWN & CHARGING
5. (a) Applicable Const. Code DCCPM105QCM19 - Ed., --- Add. --- Code Case
(b) Applicable Edition of Section XI Utilized for Repairs or Replacements 1983, Summer 1983 Addenda

Identification of Components Repaired or Replaced and Replacement Components

Name of Component	Name of Manufacturer	Manuf. Serial No.	National Board No.	Other Identification	Year Built	Repaired Replaced or Replacement	ASME Code Stamped (Yes or No)
VALVE 2-QRV-160							
STUD/NUTS	NO.CENT.FAST.	N/A	N/A	ASP-272	1975	REPLACED	NO
STUDS/NUTS	TEXAS BOLT	N/A	N/A	ASP-440	1975	REPLACED	NO

7. Description of Work (See Remarks)
8. Test Conducted: Hydrostatic ☐ Pneumatic ☐ Nominal Operating Pressure ☐
N/A ☒ Other ☐ Pressure _____ psi Test Temp. _____ °F

NOTE: Supplemental sheets in form of lists, sketches, or drawings may be used, provided (1) size is 8-1/2 in. x 11 in., (2) information in items 1 through 6 on this report is included on each sheet, and (3) each sheet is numbered and the number of sheets is recorded at the top of this form.



FORM NIS-2 (Back)

Remarks Unit 2, REPLACED BODY TO BONNET FASTNERS ON VALVE 2-QRV-160
Applicable Manufacturer's Data Reports to be attached

PURCHASED PER DCCPM1050CN

Ref. JO #B003799 File:ME-VAL-2-SV=160 ISI Class 1

CERTIFICATE OF COMPLIANCE

We certify that the statements made in the report are correct and this replacement conforms to the rules of the ASME Code, Section XI.
repair or replacement

Type Code Symbol Stamp N/A

Certificate of Authorization No. N/A Expiration Date N/A

Signed T. P. Beilman, Maint. Superintendent Date 1/22/91, 1991
Owner of Owner's Designee, Title

CERTIFICATE OF INSERVICE INSPECTION

I, the undersigned, holding a valid commission issued by the National Board of Boiler and Pressure Vessel Inspectors and the State or Province of Michigan and employed by ARKWRIGHT MUTUAL INS. CO.* of NORWOOD, MASS. have inspected the components described in this Owner's Report during the period 1/22/91 to —, and state that to the best of my knowledge and belief, the Owner has performed examinations and taken corrective measures described in this Owner's Report in accordance with the requirements of the ASME Code, Section XI.

By signing this certificate neither the Inspector nor his employer makes any warranty, expressed or implied, concerning the examinations and corrective measures described in this Owner's Report. Furthermore, neither the Inspector nor his employer shall be liable in any manner for any personal injury or property damage or a loss of any kind arising from or connected with this inspection.

MR. Minterbaugh
Inspector's Signature

Commissions Mich 555, End N3I
National Board, State, Province, Endorsements

Date 1/22 1991

*FACTORY MUTUAL SYSTEM

INDIANA MICHIGAN POWER COMPANY
D. C. COOK NUCLEAR PLANT, BRIDGMAN, MI
UNIT 2 COMMERCIAL SERVICE DATE 2-1-1978
NATIONAL BOARD NUMBER 1

FORM NIS-2 OWNER'S REPORT FOR REPAIRS OR REPLACEMENTS
As Required by the Provisions of the ASME Code Section XI

1. Owner INDIANA MICHIGAN POWER COMPANY Date 9/4/90
Name
P.O. Box 60 Fort Wayne, IN 46801 Sheet 1 of 2
Address
2. Plant D.C. COOK NUCLEAR POWER PLANT Unit 2
Name
One Cook Place, Bridgman, MI 49106 B004666, FILE:2-NRV-153
Address Repair Org. P.O. No., Job No., etc
3. Work Performed by I.H.ZOUCK Type Code Symbol Stamp N/A
Name Authorization No. N/A
Same as #2 Expiration Date N/A
Address
4. Identification of System REACTOR COOLANT
5. (a) Applicable Const. Code ASME III 1986 Ed., W/1986 Add. ---- Code Case
(b) Applicable Edition of Section XI Utilized for Repairs or Replacements 1983,
Summer 1983 Addenda

6. Identification of Components Repaired or Replaced and Replacement Components

Name of Component	Name of Manufacturer	Manuf. Serial No.	Nat. Board No.	Other Identification	Year Built	Repaired Replaced or Replacement	ASME Code Stamped (Yes or No)
VALVE 2-NRV-153							
B/B STUD	HWD SPEC.CO.	N/A	N/A	ASP-9611	1987	REPLACED	NO

7. Description of Work (See Remarks)

8. Test Conducted: Hydrostatic ☐ Pneumatic ☐ Nominal Operating Pressure ☒
- Other ☐ Pressure _____ psi Test Temp. _____ °F

NOTE: Supplemental sheets in form of lists, sketches, or drawings may be used, provided (1) size is 8-1/2 in. x 11 in., (2) information in items 1 through 6 on this report is included on each sheet, and (3) each sheet is numbered and the number of sheets is recorded at the top of this form.

2

1

1

2

2

2

2

2

2

2

2

2

2

2

2

2

2

2

2

2

2

2

2

2

2

2

2

2

Page 2 of 2

Remarks	Unit 2, REPLACED ONE (1) B/B SS STUD ON VALVE 2-NRV-153 Applicable Manufacturer's Data Reports to be attached
---------	--

Ref. JO #B004666 File:ME-VAL-2-NRV-153 ISI Class 1

We certify that the statements made in the report are correct and this replacement conforms to the rules of the ASME Code, Section XI.
repair or replacement

Signed T. P. Beilman, Maint. Superintendent Date 2-5, 1991
Owner of Owner's Designee, Title

By signing this certificate neither the Inspector nor his employer makes any warranty, expressed or implied, concerning the examinations and corrective measures described in this Owner's Report. Furthermore, neither the Inspector nor his employer shall be liable in any manner for any personal injury or property damage or a loss of any kind arising from or connected with this inspection.

***FACTORY MUTUAL SYSTEM**

Date Feb 6 19 91

1

2

3

4

5

6

7

8

9

10

11

12

13

14

15

16

17

18

19

20

21

22

23

24

25



FORM NIS-2 OWNER'S REPORT FOR REPAIRS OR REPLACEMENTS
As Required by the Provisions of the ASME Code Section XI

1. Owner INDIANA MICHIGAN POWER COMPANY Date 9/4/90
Name
P.O. Box 60 Fort Wayne, IN 46801 Sheet 1 of 2
Address
2. Plant D.C. COOK NUCLEAR POWER PLANT Unit 2
Name
One Cook Place, Bridgman, MI 49106 B007221, FILE:PS-2-GRC-S-609
Address Repair Org. P.O. No., Job No., etc
3. Work Performed by REESE, IMLER Type Code Symbol Stamp N/A
Name Authorization No. N/A
Same as #2 Expiration Date N/A
Address
4. Identification of System REACTOR COOLANT PIPE SUPPORT (SNUBBER)
5. (a) Applicable Const. Code ANSI B31.11967*Ed., N/A Add. N/A Code Case
(b) Applicable Edition of Section XI Utilized for Repairs or Replacements 1983,
Summer 1983 Addenda

6. Identification of Components Repaired or Replaced and Replacement Components

Name of Component	Name of Manufacturer	Manuf. Serial No.	Nat. Board No.	Other Identification	Year Built	Repaired Replaced or Replacement	ASME Code Stamped (Yes or No)
SNUBBER 2-GRC-S609	GRINNELL	AH-1575	N/A	SN# 12980	1977	REPLACED	NO
CONTROL VALVE	GRINNELL	41-2861	N/A	ASP-11636	1989	REPLACE-MENT	NO

7. Description of Work (See Remarks)

8. Test Conducted: Hydrostatic ☐ Pneumatic ☐ Nominal Operating Pressure ☐
N/A ☒ Other ☐ Pressure _____ psi Test Temp. _____ °F

NOTE: Supplemental sheets in form of lists, sketches, or drawings may be used, provided (1) size is 8-1/2 in. x 11 in., (2) information in items 1 through 6 on this report is included on each sheet, and (3) each sheet is numbered and the number of sheets is recorded at the top of this form.

11

12

13

14

15

16

17

18

19

20

21

22

23

24

25

26

27

28

29

30

31

32

33

34

FORM NIS-2 (Back)

9. Remarks Unit 2, REPLACED SNUBBER 2-GRC-S-609 CONTROL VALVE S/N
Applicable Manufacturer's Data Reports to be attached
79398753-574 WITH 77243163 19 1101. PURCHASED TO DESIGN
CRITERIA & INSTALLED PER T/S & MFG. INSTRUCTIONS.
Ref. JO #B007221 File:PS-2-GRC-S-609 ISI Class 1

CERTIFICATE OF COMPLIANCE

We certify that the statements made in the report are correct and this
replacement conforms to the rules of the ASME Code, Section XI.
repair or replacement

Type Code Symbol Stamp N/A

Certificate of Authorization No. N/A Expiration Date N/A

Signed T. P. Beilman, Maint. Superintendent Date 25 January, 19 71
Owner of Owner's Designee, Title

CERTIFICATE OF INSERVICE INSPECTION

I, the undersigned, holding a valid commission issued by the National Board of Boiler and Pressure Vessel Inspectors and the State or Province of Michigan and employed by ARKWRIGHT MUTUAL INS. CO.* of NORWOOD, MASS. have inspected the components described in this Owner's Report during the period 1-28-91 to , and state that to the best of my knowledge and belief, the Owner has performed examinations and taken corrective measures described in this Owner's Report in accordance with the requirements of the ASME Code, Section XI.

By signing this certificate neither the Inspector nor his employer makes any warranty, expressed or implied, concerning the examinations and corrective measures described in this Owner's Report. Furthermore, neither the Inspector nor his employer shall be liable in any manner for any personal injury or property damage or a loss of any kind arising from or connected with this inspection.

MR. Martinrough Commissions MICH 555, END NFI
Inspector's Signature National Board, State, Province, Endorsements

*FACTORY MUTUAL SYSTEM

Date 1-28 19 91

1

2

3

4

5

6

7

8

9

10

11

12

13

14

15

16

17

18

19

20

21

22



INDIANA MICHIGAN POWER COMPANY
D. C. COOK NUCLEAR PLANT, BRIDGMAN, MI
UNIT 2 COMMERCIAL SERVICE DATE 2-1-1978
NATIONAL BOARD NUMBER 1

FORM NIS-2 OWNER'S REPORT FOR REPAIRS OR REPLACEMENTS
As Required by the Provisions of the ASME Code Section XI

1. Owner INDIANA MICHIGAN POWER COMPANY Date 9/8/90
Name
P.O. Box 60 Fort Wayne, IN 46801 Sheet 1 of 2
Address
2. Plant D.C. COOK NUCLEAR POWER PLANT Unit 2
Name
One Cook Place, Bridgman, MI 49106 B004819, FILE:PS-HS-2-FWS-12
Address Repair Org. P.O. No., Job No., etc
RHEW,
3. Work Performed by WALLACE, REESE, ROHDY Type Code Symbol Stamp N/A
Name Authorization No. N/A
Same as #2 Expiration Date N/A
Address
4. Identification of System FEEDWATER SYSTEM
5. (a) Applicable Const. Code ANSI B31.1 1967*Ed., N/A Add. N/A Code Case
(b) Applicable Edition of Section XI Utilized for Repairs or Replacements 1983,
Summer 1983 Addenda

6. Identification of Components Repaired or Replaced and Replacement Components

Name of Component	Name of Manufacturer	Manuf. Serial No.	Nat. Board No.	Other Identification	Year Built	Repaired Replaced or Replacement	ASME Code Stamped (Yes or No)
SNUBBER 2-FWS-12	GRINNELL	11570	N/A	CYL.S/N 73352916-90	1973	REPLACED	NO
SNUBBER 2-FWS-12	GRINNELL	31279	N/A	CYL.S/N 78304284-19	1978	REPLCMENT	NO

7. Description of Work (See Remarks)

8. Test Conducted: Hydrostatic ☐ Pneumatic ☐ Nominal Operating Pressure ☐
N/A ☒ Other ☐ Pressure _____ psi Test Temp. _____ °F

NOTE: Supplemental sheets in form of lists, sketches, or drawings may be used, provided (1) size is 8-1/2 in. x 11 in.; (2) information in items 1 through 6 on this report is included on each sheet, and (3) each sheet is numbered and the number of sheets is recorded at the top of this form.

1

2

3

4

5

6

7

8

9

10

11

12

13

14

15

16

17

18

19

20

21

22

23

24

25

26

27

28

29

30



FORM NIS-2 (Back)

Remarks Unit 2, REPLACED SNUBBER 2-FWS-12 S/N 11570 WITH S/N 31279.
Applicable Manufacturer's Data Reports to be attached

*PURCHASED TO DESIGN CRITERIA & INSTALLED PER T/S & MFG.

INSTRUCTIONS

Ref. JO #B004819 File:PS-HS-2-FWS-12 ISI Class 2

CERTIFICATE OF COMPLIANCE

We certify that the statements made in the report are correct and this
replacement conforms to the rules of the ASME Code, Section XI.
repair or replacement

Type Code Symbol Stamp N/A

Certificate of Authorization No. N/A Expiration Date N/A

Signed T. P. Beilman Maint. Superintendent Date 2-5, 19 91
Owner of Owner's Designee, Title

CERTIFICATE OF INSERVICE INSPECTION

I, the undersigned, holding a valid commission issued by the National Board of Boiler and Pressure Vessel Inspectors and the State or Province of Michigan and employed by ARKWRIGHT MUTUAL INS. CO.* of NORWOOD, MASS. have inspected the components described in this Owner's Report during the period 2-6-91 to —, and state that to the best of my knowledge and belief, the Owner has performed examinations and taken corrective measures described in this Owner's Report in accordance with the requirements of the ASME Code, Section XI.

By signing this certificate neither the Inspector nor his employer makes any warranty, expressed or implied, concerning the examinations and corrective measures described in this Owner's Report. Furthermore, neither the Inspector nor his employer shall be liable in any manner for any personal injury or property damage or a loss of any kind arising from or connected with this inspection.

M. A. Muttersbaugh Commissions Mich 555, ENL NII
Inspector's Signature National Board, State, Province, Endorsements

*FACTORY MUTUAL SYSTEM

Date Feb 6 19 91

INDIANA MICHIGAN POWER COMPANY
D. C. COOK NUCLEAR PLANT, BRIDGMAN, MI
UNIT 2 COMMERCIAL SERVICE DATE 2-1-1978
NATIONAL BOARD NUMBER 1

FORM NIS-2 OWNER'S REPORT FOR REPAIRS OR REPLACEMENTS
As Required by the Provisions of the ASME Code Section XI

1. Owner INDIANA MICHIGAN POWER COMPANY Date 9/15/90
Name
P.O. Box 60 Fort Wayne, IN 46801 Sheet 1 of 2
Address
2. Plant D.C. COOK NUCLEAR POWER PLANT Unit 2
Name
One Cook Place, Bridgman, MI 49106 B51200, FILE: PS-MS-2-FWS-7
Address Repair Org. P.O. No., Job No., etc
3. Work Performed by WALLACE, REESE, ROHDY Type Code Symbol Stamp N/A
Name Authorization No. N/A
Same as #2 Expiration Date N/A
Address
4. Identification of System FEEDWATER SYSTEM
5. (a) Applicable Const. Code ANSI B31.1 1967*Ed., N/A Add. N/A Code Case
(b) Applicable Edition of Section XI Utilized for Repairs or Replacements 1983,
Summer 1983 Addenda

6. Identification of Components Repaired or Replaced and Replacement Components

Name of Component	Name of Manufacturer	Manuf. Serial No.	Nat. Board No.	Other Identification	Year Built	Repaired Replaced or Replacement	ASME Code Stamped (Yes or No)
SNUBBER 2-FWS-7	GRINNELL	11566	N/A	CYL. S/N 733552916-91	1973	REPLACED	NO
SNUBBER 2-FWS-7	GRINNELL	20616	N/A	CYN. S/N 7611824831	1976	REPLACE-MENT	NO

7. Description of Work (See Remarks)

8. Test Conducted: Hydrostatic ☐ Pneumatic ☐ Nominal Operating Pressure ☐
- N/A ☒ Other ☐ Pressure _____ psi Test Temp. _____ °F

NOTE: Supplemental sheets in form of lists, sketches, or drawings may be used, provided (1) size is 8-1/2 in. x 11 in., (2) information in items 1 through 6 on this report is included on each sheet, and (3) each sheet is numbered and the number of sheets is recorded at the top of this form.



FORM NIS-2 (Back)

Remarks Unit 2, REPLACED SNUBBER 2-FWS-7, S/N 11566 WITH S/N 20616.
Applicable Manufacturer's Data Reports to be attached

* PURCHASED TO DESIGN CRITERIA & INSTALLED TO T/S & MFG.

INSTRUCTIONS.

Ref. JO #B51200 File:PS-MS-2-FWS-7 ISI Class 2

CERTIFICATE OF COMPLIANCE

We certify that the statements made in the report are correct and this
replacement conforms to the rules of the ASME Code, Section XI.
repair or replacement

Type Code Symbol Stamp N/A

Certificate of Authorization No. N/A Expiration Date N/A

Signed T. P. Beilman Maint. Superintendent Date 2-5, 19 91
Owner of Owner's Designee, Title

CERTIFICATE OF INSERVICE INSPECTION

I, the undersigned, holding a valid commission issued by the National Board of Boiler and Pressure Vessel Inspectors and the State or Province of Michigan and employed by ARKWRIGHT MUTUAL INS. CO.* of NORWOOD, MASS. have inspected the components described in this Owner's Report during the period 2-6-91 to , and state that to the best of my knowledge and belief, the Owner has performed examinations and taken corrective measures described in this Owner's Report in accordance with the requirements of the ASME Code, Section XI.

By signing this certificate neither the Inspector nor his employer makes any warranty, expressed or implied, concerning the examinations and corrective measures described in this Owner's Report. Furthermore, neither the Inspector nor his employer shall be liable in any manner for any personal injury or property damage or a loss of any kind arising from or connected with this inspection.

M. H. Martin Commissions MICH 555, END N.E.I.
Inspector's Signature National Board, State, Province, Endorsements

*FACTORY MUTUAL SYSTEM

Date Feb 6 19 91

INDIANA MICHIGAN POWER COMPANY
D. C. COOK NUCLEAR PLANT, BRIDGMAN, MI
UNIT 2 COMMERCIAL SERVICE DATE 2-1-1978
NATIONAL BOARD NUMBER 1

FORM NIS-2 OWNER'S REPORT FOR REPAIRS OR REPLACEMENTS
As Required by the Provisions of the ASME Code Section XI

1. Owner INDIANA MICHIGAN POWER COMPANY Date 9/15/90
Name
P.O. Box 60 Fort Wayne, IN 46801 Sheet 1 of 2
Address
2. Plant D.C. COOK NUCLEAR POWER PLANT Unit 2
Name
One Cook Place, Bridgman, MI 49106 B004818, FILE:PS-HS-2-MSS-4
Address Repair Org. P.O. No., Job No., etc
3. Work Performed by REESE, WALLACE, ROHDY Type Code Symbol Stamp N/A
Name Authorization No. N/A
Same as #2 Expiration Date N/A
Address
4. Identification of System MAIN STEAM
5. (a) Applicable Const. Code ANSI B31.1 1967*Ed., N/A Add. N/A Code Case
(b) Applicable Edition of Section XI Utilized for Repairs or Replacements 1983,
Summer 1983 Addenda

6. Identification of Components Repaired or Replaced and Replacement Components

Name of Component	Name of Manufacturer	Manuf. Serial No.	National Board No.	Other Identification	Year Built	Repaired Replaced or Replacement	ASME Code Stamped (Yes or No)
SNUBBER 2-MSS-4	GRINNELL	S/N 11581	N/A	CYL.S/N 73212356	1973	REPLACED	NO
SNUBBER 2-MSS-4	GRINNELL	18192	N/A	CYL.S/N 761321914	1976	REPLCEMNT	NO
ROD EYE	GRINNELL	18192	N/A	ASP-1209	1977	REPLACED	NO

7. Description of Work (See Remarks)
8. Test Conducted: Hydrostatic ☐ Pneumatic ☐ Nominal Operating Pressure ☐
N/A ☒ Other ☐ Pressure _____ psi Test Temp. _____ °F

NOTE: Supplemental sheets in form of lists, sketches, or drawings may be used, provided (1) size is 8-1/2 in. x 11 in., (2) information in items 1 through 6 on this report is included on each sheet, and (3) each sheet is numbered and the number of sheets is recorded at the top of this form.

FORM NIS-2 (Back)

9. Remarks Unit 2, REPLACED SNUBBER 2-MSS-4 AND 1 (ONE) ROD EYE
Applicable Manufacturer's Data Reports to be attached

* MATERIAL PROCURED TO DESIGN CRITERIA & INSTALLED TO T/S AND
MANUFACTURER'S INSTRUCTIONS

Ref. JO #B004818 File:PS-HS-2-MSS-4 ISI Class 2

CERTIFICATE OF COMPLIANCE

We certify that the statements made in the report are correct and this
replacement conforms to the rules of the ASME Code, Section XI.
repair or replacement

Type Code Symbol Stamp N/A

Certificate of Authorization No. N/A Expiration Date N/A

Signed T. P. Beilman, Maint. Superintendent Date 25 January, 19 91
Owner of Owner's Designee, Title

CERTIFICATE OF INSERVICE INSPECTION

I, the undersigned, holding a valid commission issued by the National Board of Boiler and Pressure Vessel Inspectors and the State or Province of Michigan and employed by ARKWRIGHT MUTUAL INS. CO.* of NORWOOD, MASS. have inspected the components described in this Owner's Report during the period 1-28-91 to —, and state that to the best of my knowledge and belief, the Owner has performed examinations and taken corrective measures described in this Owner's Report in accordance with the requirements of the ASME Code, Section XI.

By signing this certificate neither the Inspector nor his employer makes any warranty, expressed or implied, concerning the examinations and corrective measures described in this Owner's Report. Furthermore, neither the Inspector nor his employer shall be liable in any manner for any personal injury or property damage or a loss of any kind arising from or connected with this inspection.

Mr. Motors Commissions Mich 555, ENR N i I
Inspector's Signature National Board, State, Province, Endorsements

Date 1-28 19 91

*FACTORY MUTUAL SYSTEM

10

11

12

13

14

15

16

17

18

19

20

21

22

23

24

25

26

27

28

29

30



INDIANA MICHIGAN POWER COMPANY
D. C. COOK NUCLEAR PLANT, BRIDGMAN, MI
UNIT 2 COMMERCIAL SERVICE DATE 2-1-1978
NATIONAL BOARD NUMBER 1

13

FORM NIS-2 OWNER'S REPORT FOR REPAIRS OR REPLACEMENTS
As Required by the Provisions of the ASME Code Section XI

1. Owner INDIANA MICHIGAN POWER COMPANY Date 9/15/90
Name
P.O. Box 60 Fort Wayne, IN 46801 Sheet 1 of 2
Address
2. Plant D.C. COOK NUCLEAR POWER PLANT Unit 2
Name
One Cook Place, Bridgman, MI 49106 B004820, FILE: PS-HS-2-FWS-2U
Address Repair Org. P.O. No., Job No., etc
CRUMP
3. Work Performed by WALLACE, REESE, ROHDY Type Code Symbol Stamp N/A
Name Authorization No. N/A
Same as #2 Expiration Date N/A
Address
4. Identification of System FEEDWATER SYSTEM
5. (a) Applicable Const. Code ASME III 1974*Ed., S/1976 Add. N/A Code Case
(b) Applicable Edition of Section XI Utilized for Repairs or Replacements 1983,
Summer 1983 Addenda

6. Identification of Components Repaired or Replaced and Replacement Components

Name of Component	Name of Manufacturer	Manuf. Serial No.	Nat. Board No.	Other Identification	Year Built	Repaired Replaced or Replacement	ASME Code Stamped (Yes or No)
SNUBBER 2-FWS-2U TAPER PIN	GRINNELL	N/A	N/A	ASP-10364	1986	REPLACED	NO

7. Description of Work (See Remarks)

8. Test Conducted: Hydrostatic ☐ Pneumatic ☐ Nominal Operating Pressure ☐
N/A ☒ Other ☐ Pressure psi Test Temp. °F

NOTE: Supplemental sheets in form of lists, sketches, or drawings may be used, provided (1) size is 8-1/2 in. x 11 in., (2) information in items 1 through 6 on this report is included on each sheet, and (3) each sheet is numbered and the number of sheets is recorded at the top of this form.

1

2

3

4

5

6

7

8

9

10

11

12

13

14

15

16

17

18

19

20

FORM NIS-2 (Back)

Remarks Unit 2, REPLACED TAPERED LOAD PIN ON SNUBBER 2-FWS-2U
Applicable Manufacturer's Data Reports to be attached

*MATERIAL PROCURED TO DESIGN CRITERIA & INSTALLED PER
MANUFACTURER'S INSTRUCTIONS.

Ref. JO #B004820 File:PS-HS-2-FWS-2U ISI Class 2

CERTIFICATE OF COMPLIANCE

We certify that the statements made in the report are correct and this
replacement conforms to the rules of the ASME Code, Section XI.
repair or replacement

Type Code Symbol Stamp N/A

Certificate of Authorization No. N/A Expiration Date. N/A

Signed T. P. Beilman Maint. Superintendent Date 2-5, 19 91
Owner of Owner's Designee, Title

CERTIFICATE OF INSERVICE INSPECTION

I, the undersigned, holding a valid commission issued by the National Board of Boiler and Pressure Vessel Inspectors and the State or Province of Michigan and employed by ARKWRIGHT MUTUAL INS. CO.* of NORWOOD, MASS. have inspected the components described in this Owner's Report during the period 2-6-91 to —, and state that to the best of my knowledge and belief, the Owner has performed examinations and taken corrective measures described in this Owner's Report in accordance with the requirements of the ASME Code, Section XI.

By signing this certificate neither the Inspector nor his employer makes any warranty, expressed or implied, concerning the examinations and corrective measures described in this Owner's Report. Furthermore, neither the Inspector nor his employer shall be liable in any manner for any personal injury or property damage or a loss of any kind arising from or connected with this inspection.

Mike Matusz Commissions Mich 555, End N.I.
Inspector's Signature National Board, State, Province, Endorsements

*FACTORY MUTUAL SYSTEM

Date Feb 6 19 91

1

2

3

4

5

6

7

8

9

10

11

12

13

14

15

16

17

18

19

20

21

22

23

24



INDIANA MICHIGAN POWER COMPANY
D. C. COOK NUCLEAR PLANT, BRIDGMAN, MI
UNIT 2 COMMERCIAL SERVICE DATE 2-1-1978
NATIONAL BOARD NUMBER 1

FORM NIS-2 OWNER'S REPORT FOR REPAIRS OR REPLACEMENTS
As Required by the Provisions of the ASME Code Section XI

1. Owner INDIANA MICHIGAN POWER COMPANY Date 9/16/90
Name
P.O. Box 60 Fort Wayne, IN 46801 Sheet 1 of 2
Address
2. Plant D.C. COOK NUCLEAR POWER PLANT Unit 2
Name
One Cook Place, Bridgman, MI 49106 B002474, FILE:ME-VAL-2-RH-139
Address Repair Org. P.O. No., Job No., etc
3. Work Performed by R.MASON, R.GAISER Type Code Symbol Stamp N/A
Name Authorization No. N/A
Same as #2 Expiration Date N/A
Address
4. Identification of System EMERGENCY CORE COOLING (RHR)
5. (a) Applicable Const. Code ASME III 1983 Ed., 1984 Add. ---- Code Case
(b) Applicable Edition of Section XI Utilized for Repairs or Replacements 1983,
Summer 1983 Addenda
6. Identification of Components Repaired or Replaced and Replacement Components

Name of Component	Name of Manufacturer	Manuf. Serial No.	National Board No.	Other Identification	Year Built	Repaired Replaced or Replacement	ASME Code Stamped (Yes or No)
VALVE 2-RH-139							
STUDS/NUTS	CARDINAL	N/A	N/A	ASP-11938	1989	REPLACED	NO

7. Description of Work (See Remarks)
8. Test Conducted: Hydrostatic ☐ Pneumatic ☐ Nominal Operating Pressure ☐
N/A ☒ Other ☐ Pressure _____ psi Test Temp. _____ °F

NOTE: Supplemental sheets in form of lists, sketches, or drawings may be used, provided (1) size is 8-1/2 in. x 11 in., (2) information in items 1 through 6 on this report is included on each sheet, and (3) each sheet is numbered and the number of sheets is recorded at the top of this form.

2

1941

1942

1943

1944

1945

1946

1947

1948

1949

1950

1951

1952

1953

1954

1955

1956

1957

1958

1959

1960

FORM NIS-2 (Back)

Remarks Unit 2, REPLACED STUDS/NUTS ON VALVE 2-RH-139
Applicable Manufacturer's Data Reports to be attached

Ref. JO #B001474 File:ME-VAL-2-RH-139 ISI Class 2

CERTIFICATE OF COMPLIANCE

We certify that the statements made in the report are correct and this replacement conforms to the rules of the ASME Code, Section XI.
repair or replacement

Type Code Symbol Stamp N/A

Certificate of Authorization No. N/A Expiration Date N/A

Signed T. P. Beilman, Maint. Superintendent Date 12 January, 1991
Owner of Owner's Designee, Title

CERTIFICATE OF INSERVICE INSPECTION

I, the undersigned, holding a valid commission issued by the National Board of Boiler and Pressure Vessel Inspectors and the State or Province of Michigan and employed by ARKWRIGHT MUTUAL INS. CO.* of NORWOOD, MASS. have inspected the components described in this Owner's Report during the period Jan. 14 to Jan. 16, 1991, and state that to the best of my knowledge and belief, the Owner has performed examinations and taken corrective measures described in this Owner's Report in accordance with the requirements of the ASME Code, Section XI.

By signing this certificate neither the Inspector nor his employer makes any warranty, expressed or implied, concerning the examinations and corrective measures described in this Owner's Report. Furthermore, neither the Inspector nor his employer shall be liable in any manner for any personal injury or property damage or a loss of any kind arising from or connected with this inspection.

Ralph W. White Commissions Mich. # 0686
Inspector's Signature National Board, State, Province, Endorsements

Date Jan. 16, 1991

*FACTORY MUTUAL SYSTEM



FORM NIS-2 OWNER'S REPORT FOR REPAIRS OR REPLACEMENTS
As Required by the Provisions of the ASME Code Section XI

1. Owner INDIANA MICHIGAN POWER COMPANY Date 9/16/90
Name
P.O. Box 60 Fort Wayne, IN 46801 Sheet 1 of 2
Address
2. Plant D.C. COOK NUCLEAR POWER PLANT Unit 2
Name
One Cook Place, Bridgman, MI 49106 B016546, FILE:ME-VAL-2-CTS-138W
Address Repair Org. P.O. No., Job No., etc
3. Work Performed by D. ELLISER Type Code Symbol Stamp N/A
Name Authorization No. N/A
Same as #2 Expiration Date N/A
Address
4. Identification of System CONTAINMENT SPRAY
5. (a) Applicable Const. Code ANSI B16.5 1968 Ed., --- Add. --- Code Case
(b) Applicable Edition of Section XI Utilized for Repairs or Replacements 1983,
Summer 1983 Addenda

6. Identification of Components Repaired or Replaced and Replacement Components

Name of Component	Name of Manufacturer	Manuf. Serial No.	National Board No.	Other Identification	Year Built	Repaired Replaced or Replacement	ASME Code Stamped (Yes or No)
VALVE 2-CTS-138W	ALOYCO	N/A	N/A	N/A	N/A	REPAIRED	NO

7. Description of Work (See Remarks)

8. Test Conducted: Hydrostatic ☐ Pneumatic ☐ Nominal Operating Pressure ☒
Other ☐ Pressure _____ psi Test Temp. _____ °F

NOTE: Supplemental sheets in form of lists, sketches, or drawings may be used, provided (1) size is 8-1/2 in. x 11 in., (2) information in items 1 through 6 on this report is included on each sheet, and (3) each sheet is numbered and the number of sheets is recorded at the top of this form.



FORM NIS-2 (Back)

Remarks Unit 2, REPAIR TO VALVE COVER OF 2-CTS-138W. REMOVED .005"
Applicable Manufacturer's Data Reports to be attached

FROM GASKET SURFACE.

Ref. JO #B016546 File:ME-VAL-2-CTS-138W ISI Class 2

CERTIFICATE OF COMPLIANCE

We certify that the statements made in the report are correct and this
repair conforms to the rules of the ASME Code, Section XI.
repair or replacement

Type Code Symbol Stamp N/A

Certificate of Authorization No. N/A Expiration Date N/A

Signed T. P. Beilman, Maint. Superintendent Date 12-19, 1990
Owner of Owner's Designee, Title

CERTIFICATE OF INSERVICE INSPECTION

I, the undersigned, holding a valid commission issued by the National Board of Boiler and Pressure Vessel Inspectors and the State or Province of Michigan and employed by ARKWRIGHT MUTUAL INS. CO.* of NORWOOD, MASS. have inspected the components described in this Owner's Report during the period 8/8/90 to 10/23/90, and state that to the best of my knowledge and belief, the Owner has performed examinations and taken corrective measures described in this Owner's Report in accordance with the requirements of the ASME Code, Section XI.

By signing this certificate neither the Inspector nor his employer makes any warranty, expressed or implied, concerning the examinations and corrective measures described in this Owner's Report. Furthermore, neither the Inspector nor his employer shall be liable in any manner for any personal injury or property damage or a loss of any kind arising from or connected with this inspection.

MR. [Signature]
Inspector's Signature

Commissions MICH 555 END N/I
National Board, State, Province, Endorsements

Date Jan 3 19 91

*FACTORY MUTUAL SYSTEM



INDIANA MICHIGAN POWER COMPANY
D. C. COOK NUCLEAR PLANT, BRIDGMAN, MI
UNIT 2 COMMERCIAL SERVICE DATE 2-1-1978
NATIONAL BOARD NUMBER 1

FORM NIS-2 OWNER'S REPORT FOR REPAIRS OR REPLACEMENTS
As Required by the Provisions of the ASME Code Section XI

1. Owner INDIANA MICHIGAN POWER COMPANY Date 9/20/90
Name
P.O. Box 60 Fort Wayne, IN 46801 Sheet 1 of 2
Address
2. Plant D.C. COOK NUCLEAR POWER PLANT Unit 2
Name
One Cook Place, Bridgman, MI 49106 B51193, FILE:PS-HS-2-GCCW-S320
Address Repair Org. P.O. No., Job No., etc
3. Work Performed by REESE Type Code Symbol Stamp N/A
Name
Same as #2 Authorization No. N/A
Address Expiration Date N/A
4. Identification of System COMPONENT COOLING WATER
5. (a) Applicable Const. Code ANSI B31.1 1967*Ed., N/A Add. N/A Code Case
(b) Applicable Edition of Section XI Utilized for Repairs or Replacements 1983,
Summer 1983 Addenda

6. Identification of Components Repaired or Replaced and Replacement Components

Name of Component	Name of Manufacturer	Manuf. Serial No.	Nat. Board No.	Other Identification	Year Built	Repaired Replaced or Replacement	ASME Code Stamped (Yes or No)
SNUBBER 2GCCW-S320	GRINNELL	11588	N/A	CYL S/N 74400228-257	1974	REPLACED	NO
SNUBBER 2GCCW-S320	GRINNELL	18107	N/A	CYL S/N 76154313-20	1976	REPLACE- MENT	NO
ROD EYE	GRINNELL	N/A	N/A	ASP-1209	1977	REPLACED	NO

7. Description of Work (See Remarks)

8. Test Conducted: Hydrostatic ☐ Pneumatic ☐ Nominal Operating Pressure ☐
N/A ☒ Other ☐ Pressure _____ psi Test Temp. _____ °F

NOTE: Supplemental sheets in form of lists, sketches, or drawings may be used, provided (1) size is 8-1/2 in. x 11 in., (2) information in items 1 through 6 on this report is included on each sheet, and (3) each sheet is numbered and the number of sheets is recorded at the top of this form.

1
2
3
4
5
6
7
8
9
10
11
12
13
14
15
16
17
18
19
20
21
22
23
24
25
26
27
28
29
30
31
32
33
34
35
36
37
38
39
40
41
42
43
44
45
46
47
48
49
50
51
52
53
54
55
56
57
58
59
60
61
62
63
64
65
66
67
68
69
70
71
72
73
74
75
76
77
78
79
80
81
82
83
84
85
86
87
88
89
90
91
92
93
94
95
96
97
98
99
100
101
102
103
104
105
106
107
108
109
110
111
112
113
114
115
116
117
118
119
120
121
122
123
124
125
126
127
128
129
130
131
132
133
134
135
136
137
138
139
140
141
142
143
144
145
146
147
148
149
150
151
152
153
154
155
156
157
158
159
160
161
162
163
164
165
166
167
168
169
170
171
172
173
174
175
176
177
178
179
180
181
182
183
184
185
186
187
188
189
190
191
192
193
194
195
196
197
198
199
200
201
202
203
204
205
206
207
208
209
210
211
212
213
214
215
216
217
218
219
220
221
222
223
224
225
226
227
228
229
230
231
232
233
234
235
236
237
238
239
240
241
242
243
244
245
246
247
248
249
250
251
252
253
254
255
256
257
258
259
260
261
262
263
264
265
266
267
268
269
270
271
272
273
274
275
276
277
278
279
280
281
282
283
284
285
286
287
288
289
290
291
292
293
294
295
296
297
298
299
300
301
302
303
304
305
306
307
308
309
310
311
312
313
314
315
316
317
318
319
320
321
322
323
324
325
326
327
328
329
330
331
332
333
334
335
336
337
338
339
340
341
342
343
344
345
346
347
348
349
350
351
352
353
354
355
356
357
358
359
360
361
362
363
364
365
366
367
368
369
370
371
372
373
374
375
376
377
378
379
380
381
382
383
384
385
386
387
388
389
390
391
392
393
394
395
396
397
398
399
400
401
402
403
404
405
406
407
408
409
410
411
412
413
414
415
416
417
418
419
420
421
422
423
424
425
426
427
428
429
430
431
432
433
434
435
436
437
438
439
440
441
442
443
444
445
446
447
448
449
450
451
452
453
454
455
456
457
458
459
460
461
462
463
464
465
466
467
468
469
470
471
472
473
474
475
476
477
478
479
480
481
482
483
484
485
486
487
488
489
490
491
492
493
494
495
496
497
498
499
500
501
502
503
504
505
506
507
508
509
510
511
512
513
514
515
516
517
518
519
520
521
522
523
524
525
526
527
528
529
530
531
532
533
534
535
536
537
538
539
540
541
542
543
544
545
546
547
548
549
550
551
552
553
554
555
556
557
558
559
560
561
562
563
564
565
566
567
568
569
570
571
572
573
574
575
576
577
578
579
580
581
582
583
584
585
586
587
588
589
590
591
592
593
594
595
596
597
598
599
600
601
602
603
604
605
606
607
608
609
610
611
612
613
614
615
616
617
618
619
620
621
622
623
624
625
626
627
628
629
630
631
632
633
634
635
636
637
638
639
640
641
642
643
644
645
646
647
648
649
650
651
652
653
654
655
656
657
658
659
660
661
662
663
664
665
666
667
668
669
670
671
672
673
674
675
676
677
678
679
680
681
682
683
684
685
686
687
688
689
690
691
692
693
694
695
696
697
698
699
700
701
702
703
704
705
706
707
708
709
710
711
712
713
714
715
716
717
718
719
720
721
722
723
724
725
726
727
728
729
730
731
732
733
734
735
736
737
738
739
740
741
742
743
744
745
746
747
748
749
750
751
752
753
754
755
756
757
758
759
760
761
762
763
764
765
766
767
768
769
770
771
772
773
774
775
776
777
778
779
780
781
782
783
784
785
786
787
788
789
790
791
792
793
794
795
796
797
798
799
800
801
802
803
804
805
806
807
808
809
810
811
812
813
814
815
816
817
818
819
820
821
822
823
824
825
826
827
828
829
830
831
832
833
834
835
836
837
838
839
840
841
842
843
844
845
846
847
848
849
850
851
852
853
854
855
856
857
858
859
860
861
862
863
864
865
866
867
868
869
870
871
872
873
874
875
876
877
878
879
880
881
882
883
884
885
886
887
888
889
890
891
892
893
894
895
896
897
898
899
900
901
902
903
904
905
906
907
908
909
910
911
912
913
914
915
916
917
918
919
920
921
922
923
924
925
926
927
928
929
930
931
932
933
934
935
936
937
938
939
940
941
942
943
944
945
946
947
948
949
950
951
952
953
954
955
956
957
958
959
960
961
962
963
964
965
966
967
968
969
970
971
972
973
974
975
976
977
978
979
980
981
982
983
984
985
986
987
988
989
990
991
992
993
994
995
996
997
998
999
1000



FORM NIS-2 (Back)

9. Remarks Unit 2, REPLACED SNUBBER S/N 11588 WITH S/N 18107 AND ROD EYE
Applicable Manufacturer's Data Reports to be attached

*MATERIAL PROCURED TO DESIGN CRITERIA & INSTALLED TO T/S AND
MANUFACTURER'S INSTRUCTIONS.

Ref. JO #B51193 File:PS-HS-2-GCCW-S320 ISI Class 3

CERTIFICATE OF COMPLIANCE

We certify that the statements made in the report are correct and this
replacement conforms to the rules of the ASME Code, Section XI.
repair or replacement

Type Code Symbol Stamp N/A

Certificate of Authorization No. N/A Expiration Date N/A

Signed T. P. Beilman, Maint. Superintendent Date 2-5, 19 91
Owner of Owner's Designee, Title

CERTIFICATE OF INSERVICE INSPECTION

I, the undersigned, holding a valid commission issued by the National Board of Boiler and Pressure Vessel Inspectors and the State or Province of Michigan and employed by ARKWRIGHT MUTUAL INS. CO.* of NORWOOD, MASS. have inspected the components described in this Owner's Report during the period 2-6-91 to , and state that to the best of my knowledge and belief, the Owner has performed examinations and taken corrective measures described in this Owner's Report in accordance with the requirements of the ASME Code, Section XI.

By signing this certificate neither the Inspector nor his employer makes any warranty, expressed or implied, concerning the examinations and corrective measures described in this Owner's Report. Furthermore, neither the Inspector nor his employer shall be liable in any manner for any personal injury or property damage or a loss of any kind arising from or connected with this inspection.

MR. Martin Pugh Commissions Mich 555, End N1I
Inspector's Signature National Board, State, Province, Endorsements

*FACTORY MUTUAL SYSTEM

Date Feb 6 19 91

1

2

3

4

5

6

7

8

9

10

11

12

13

14

15

16

17

18

19

20

21

22

23

24

25

26

27

28

13

INDIANA MICHIGAN POWER COMPANY
D. C. COOK NUCLEAR PLANT, BRIDGMAN, MI
UNIT 2 COMMERCIAL SERVICE DATE 2-1-1978
NATIONAL BOARD NUMBER 1

FORM NIS-2 OWNER'S REPORT FOR REPAIRS OR REPLACEMENTS
As Required by the Provisions of the ASME Code Section XI

1. Owner INDIANA MICHIGAN POWER COMPANY Date 9/25/90
Name
P.O. Box 60 Fort Wayne, IN 46801 Sheet 1 of 2
Address
2. Plant D.C. COOK NUCLEAR POWER PLANT Unit 2
Name
One Cook Place, Bridgman, MI 49106 B004526, FILE:STP-004-2GRC-S629
Address Repair Org. P.O. No., Job No., etc
3. Work Performed by L.G.WALLACE Type Code Symbol Stamp N/A
Name
Same as #2 Authorization No. N/A
Address Expiration Date N/A
4. Identification of System REACTOR COOLANT
5. (a) Applicable Const. Code ASME III 1974 Ed., S/1976 Add. N/A Code Case
(b) Applicable Edition of Section XI Utilized for Repairs or Replacements 1983,
Summer 1983 Addenda

Identification of Components Repaired or Replaced and Replacement Components

Name of Component	Name of Manufacturer	Manuf. Serial No.	Nat. Board No.	Other Identification	Year Built	Repaired Replaced or Replacement	ASME Code Stamped (Yes or No)
SNUBBER 2-GRC-S629 LOAD PIN	GRINNELL	N/A	N/A	ASP-10364	1986	REPLACED	NO

7. Description of Work (See Remarks)

8. Test Conducted: Hydrostatic ☐ Pneumatic ☐ Nominal Operating Pressure ☐

N/A ☒ Other ☐ Pressure _____ psi Test Temp. _____ °F

NOTE: Supplemental sheets in form of lists, sketches, or drawings may be used, provided (1) size is 8-1/2 in. x 11 in., (2) information in items 1 through 6 on this report is included on each sheet, and (3) each sheet is numbered and the number of sheets is recorded at the top of this form.

1

2

3

4

5

6

7

8

9

10

11

12

13

14

15

16

17

18

19

20



FORM NIS-2 (Back)

Remarks Unit 2, REPLACED LOAD PIN FOR SNUBBER 2-GRC-S629
Applicable Manufacturer's Data Reports to be attached

Ref. JO #B004526 File:STP-004-2-GRC-S629 ISI Class 1

CERTIFICATE OF COMPLIANCE

We certify that the statements made in the report are correct and this replacement conforms to the rules of the ASME Code, Section XI.
repair or replacement

Type Code Symbol Stamp N/A

Certificate of Authorization No. N/A Expiration Date N/A

Signed T. P. Beilman Maint. Superintendent Date 25, 19 91
Owner of Owner's Designee, Title

CERTIFICATE OF INSERVICE INSPECTION

I, the undersigned, holding a valid commission issued by the National Board of Boiler and Pressure Vessel Inspectors and the State or Province of Michigan and employed by ARKWRIGHT MUTUAL INS. CO.* of NORWOOD, MASS. have inspected the components described in this Owner's Report during the period 2/6/91 to -, and state that to the best of my knowledge and belief, the Owner has performed examinations and taken corrective measures described in this Owner's Report in accordance with the requirements of the ASME Code, Section XI.

By signing this certificate neither the Inspector nor his employer makes any warranty, expressed or implied, concerning the examinations and corrective measures described in this Owner's Report. Furthermore, neither the Inspector nor his employer shall be liable in any manner for any personal injury or property damage or a loss of any kind arising from or connected with this inspection.

W.A. Mattingly Commissions Mich 555, EN & N.I.
Inspector's Signature National Board, State, Province, Endorsements

Date Feb 6 19 91

*FACTORY MUTUAL SYSTEM



INDIANA MICHIGAN POWER COMPANY
D. C. COOK NUCLEAR PLANT, BRIDGMAN, MI
UNIT 2 COMMERCIAL SERVICE DATE 2-1-1978
NATIONAL BOARD NUMBER 1

FORM NIS-2 OWNER'S REPORT FOR REPAIRS OR REPLACEMENTS
As Required by the Provisions of the ASME Code Section XI

1. Owner INDIANA & MICHIGAN ELECTRIC COMPANY Date 10-3-90
Name
P.O. Box 60, Fort Wayne, Indiana 46801 Sheet 1 of 2
Address
2. Plant Donald C. Cook Nuclear Plant Unit II
Name
One Cook Place, Bridgman, Michigan 49106 J.O. # B38085 MM-137
Address Repair Organization P.O. No., Job No., etc.
3. Work Performed by CIMCO Type Code Symbol Stamp V
Name
P.O. Box 218 Stevensville, Michigan 49127 Authorization No. 0252-V
Address Expiration Date 12-31-90
4. Identification of System REACTOR COOLANT
*AEP*Specifications/MDS Standards/ANSI B31.1-83
5. (a) Applicable Construction Code 19 Edition, ADD. Code Case
(b) Applicable Edition of Section XI Utilized for Repairs or Replacements 19 83 W/S 1983 ADD.

6. Identification of Components Repaired or Replaced and Replacement Components

Name of Component	Name of Manufacturer	Manufacturer Serial No.	National Board No.	Other Identification	Year Built	Repaired, Replaced, or Replacement	ASME Code Stamped (Yes or No)
2" Ø Bolts	N/A	N/A	N/A	ASP #12727 A354-89GRBD	N/A	REPLACE- MENT	NO
HEAVY HEX 2" Ø Nuts	N/A	N/A	N/A	ASP #12727 A194-88AGR2H	N/A	REPLACE- MENT	NO
2" Flat. Washer	N/A	N/A	N/A	ASP #12727 FH36-89	N/A	REPLACE- MENT	NO

7. Description of Work Slotted holes in exist. structural mounting plate on steam generator snubber #29
8. Tests Conducted: Hydrostatic ☐ Pneumatic ☐ Nominal Operating Pressure ☐ N/A
Other ☐ Pressure psi Test Temp. °F

NOTE: Supplemental sheets in form of lists, sketches, or drawings may be used, provided (1) size is 8 1/2 in. x 11 in., (2) information in items 1 through 6 on this report is included on each sheet, and (3) each sheet is numbered and the number of sheets is recorded at the top of this form.



INDIANA MICHIGAN POWER COMPANY
D. C. COOK NUCLEAR PLANT, BRIDGMAN, MI
UNIT 2 COMMERCIAL SERVICE DATE 2-1-1978
NATIONAL BOARD NUMBER 1

FORM NIS-2 (Back)

9. Remarks Performed minor modification to steam generator snubber #29, slotting
the existing holes in the structural mounting plate to correct misalignment
of snubber #29 to steam generator #21
Replaced bolting hardware during reinstallation.
ASME CLASS II

CERTIFICATE OF COMPLIANCE

We certify that the statements made in the report are correct and this replacement conforms to the rules of the
ASME Code, Section XI. repair or replacement

Type Code Symbol Stamp N/A
Certificate of Authorization No. N/A Expiration Date N/A
Signed Gordon Powers Project Eng. Date 10-3-90
Owner or Owner's Designee, Title

CERTIFICATE OF INSERVICE INSPECTION

I, the undersigned, holding a valid commission issued by the National Board of Boiler and Pressure Vessel Inspectors and the State
or Province of Michigan and employed by Arkwright Mutual Ins. Co. * of
Norwood Mass. have inspected the components described
in this Owner's Report during the period 10-3-90 to , and state that
to the best of my knowledge and belief, the Owner has performed examinations and taken corrective measures described in this
Owner's Report in accordance with the requirements of the ASME Code, Section XI.

By signing this certificate neither the Inspector nor his employer makes any warranty, expressed or implied, concerning the
examinations and corrective measures described in this Owner's Report. Furthermore, neither the Inspector nor his employer
shall be liable in any manner for any personal injury or property damage or a loss of any kind arising from or connected with this
inspection.

M. R. Martineau Commissions Mich 555 END N+I
Inspector's Signature National Board, State, Province, and Endorsements
Date OCT 3 19 90 * Factory Mutual Group

10

11

12

13

14

15

16

17

18

19

20

21

22

23

24

25

26

27

28

29

30

INDIANA MICHIGAN POWER COMPANY
D. C. COOK NUCLEAR PLANT, BRIDGMAN, MI
UNIT 2 COMMERCIAL SERVICE DATE 2-1-1978
NATIONAL BOARD NUMBER 1

FORM NIS-2 OWNER'S REPORT FOR REPAIRS OR REPLACEMENTS
As Required by the Provisions of the ASME Code Section XI

1. Owner INDIANA MICHIGAN POWER COMPANY Date 10/5/90
Name
P.O. Box 60 Fort Wayne, IN 46801 Sheet 1 of 2
Address
2. Plant D.C. COOK NUCLEAR POWER PLANT Unit 2
Name
One Cook Place, Bridgman, MI 49106 B015210, FILE:ME-VAL-2-RC-103L1
Address Repair Org. P.O. No., Job No., etc
3. Work Performed by F.ROBINSON Type Code Symbol Stamp N/A
Name Authorization No. N/A
Same as #2 Expiration Date N/A
Address
4. Identification of System REACTOR COOLANT
5. (a) Applicable Const. Code ASME III 1980 Ed., 1984 Add. ---- Code Case
(b) Applicable Edition of Section XI Utilized for Repairs or Replacements 1983,
Summer 1983 Addenda

6. Identification of Components Repaired or Replaced and Replacement Components

Name of Component	Name of Manufacturer	Manuf. Serial No.	National Board No.	Other Identification	Year Built	Repaired Replaced or Replacement	ASME Code Stamped (Yes or No)
VALVE 2-RC 103-L1							
BONNET	CONVAL	N/A	N/A	ASP-7690	1984	REPLACED	NO

7. Description of Work (See Remarks)

8. Test Conducted: Hydrostatic ☐ Pneumatic ☐ Nominal Operating Pressure ☒
Other ☐ Pressure psi Test Temp. °F

NOTE: Supplemental sheets in form of lists, sketches, or drawings may be used, provided (1) size is 8-1/2 in. x 11 in.; (2) information in items 1 through 6 on this report is included on each sheet, and (3) each sheet is numbered and the number of sheets is recorded at the top of this form.

12

13

14

15

16

17
18
19
20

21

22

23

24

25

26

FORM NIS-2 (Back)

Remarks Unit 2, REPLACED VALVE BONNET ON VALVE 2-RC-103-LI
Applicable Manufacturer's Data Reports to be attached

Ref. JO #B015210 File:ME-VAL-2-RC-103-L1 ISI Class 1

CERTIFICATE OF COMPLIANCE

We certify that the statements made in the report are correct and this replacement conforms to the rules of the ASME Code, Section XI.
repair or replacement

Type Code Symbol Stamp N/A

Certificate of Authorization No. N/A Expiration Date N/A

Signed T. P. Beilman, Maint. Superintendent Date 20 Jan 91, 19 91
Owner of Owner's Designee, Title

CERTIFICATE OF INSERVICE INSPECTION

I, the undersigned, holding a valid commission issued by the National Board of Boiler and Pressure Vessel Inspectors and the State or Province of Michigan and employed by ARKWRIGHT MUTUAL INS. CO.* of NORWOOD, MASS. have inspected the components described in this Owner's Report during the period 12/12/90 to 1/12/91, and state that to the best of my knowledge and belief, the Owner has performed examinations and taken corrective measures described in this Owner's Report in accordance with the requirements of the ASME Code, Section XI.

By signing this certificate neither the Inspector nor his employer makes any warranty, expressed or implied, concerning the examinations and corrective measures described in this Owner's Report. Furthermore, neither the Inspector nor his employer shall be liable in any manner for any personal injury or property damage or a loss of any kind arising from or connected with this inspection.

2022 Hintersbaugh Commissions Mich 555, End NIT
Inspector's Signature National Board, State, Province, Endorsements

Date Jan 22 19 91

*FACTORY MUTUAL SYSTEM



INDIANA MICHIGAN POWER COMPANY
D. C. COOK NUCLEAR PLANT, BRIDGMAN, MI
UNIT 2 COMMERCIAL SERVICE DATE 2-1-1978
NATIONAL BOARD NUMBER 1

112

FORM NIS-2 OWNER'S REPORT FOR REPAIRS OR REPLACEMENTS
As Required by the Provisions of the ASME Code Section XI

1. Owner INDIANA MICHIGAN POWER COMPANY Date 10/17/90
Name
P.O. Box 60 Fort Wayne, IN 46801 Sheet 1 of 2
Address
2. Plant D.C. COOK NUCLEAR POWER PLANT Unit 2
Name
One Cook Place, Bridgman, MI 49106 B54408, FILE:ME-VAL-2-MS-135-1
Address Repair Org. P.O. No., Job No., etc
MABRY, FREEHLING, LARSON,
3. Work Performed by BARINKA, BRINCKS, NANCE Type Code Symbol Stamp N/A
Name Authorization No. N/A
Same as #2 Expiration Date N/A
Address
4. Identification of System MAIN STEEM
5. (a) Applicable Const. Code ANSI B31.1 1983 Ed., --- Add. --- Code Case
(b) Applicable Edition of Section XI Utilized for Repairs or Replacements 1983,
Summer 1983 Addenda

6. Identification of Components Repaired or Replaced and Replacement Components

Name of Component	Name of Manufacturer	Manuf. Serial No.	National Board No.	Other Identification	Year Built	Repaired Replaced or Replacement	ASME Code Stamped (Yes or No)
VALVE 2-MS-135-1	VOGT	N/A	N/A	ASP-12187	1989	REPLACED	NO
PIPE 2" SCH/80	RADNOR ALLOYS	N/A	N/A	ASP-12091	1984	REPLACED	NO

7. Description of Work (See Remarks)

8. Test Conducted: Hydrostatic ☐ Pneumatic ☐ Nominal Operating Pressure ☒
Other ☐ Pressure _____ psi Test Temp. _____ °F

NOTE: Supplemental sheets in form of lists, sketches, or drawings may be used, provided (1) size is 8-1/2 in. x 11 in., (2) information in items 1 through 6 on this report is included on each sheet, and (3) each sheet is numbered and the number of sheets is recorded at the top of this form.

10

11

12

13

14

15

16

17

18

19

20

21

22

23

24

25

26

27

28

29

30

31

32

33

34

35

36

37

38

39

40

41

42

43

44

45

FORM NIS-2 (Back)

Remarks Unit 2, REPLACED VALVE 2-MS-135-1 AND APPROX. 2' OF
Applicable Manufacturer's Data Reports to be attached

2" SCHD. 80 PIPE

REF: 12-MM-022-86

Ref. JO #B54408 File:ME-VAL-2-MS-135-1 ISI Class 2

CERTIFICATE OF COMPLIANCE

We certify that the statements made in the report are correct and this
replacement conforms to the rules of the ASME Code, Section XI.
repair or replacement

Type Code Symbol Stamp N/A

Certificate of Authorization No. N/A Expiration Date N/A

Signed T. P. Beilman, Maint. Superintendent Date 11/22/91, 1991
Owner of Owner's Designee, Title

CERTIFICATE OF INSERVICE INSPECTION

I, the undersigned, holding a valid commission issued by the National Board of Boiler and Pressure Vessel Inspectors and the State or Province of Michigan and employed by ARKWRIGHT MUTUAL INS. CO.* of NORWOOD, MASS. have inspected the components described in this Owner's Report during the period 10/16/90 to 11/5/90, and state that to the best of my knowledge and belief, the Owner has performed examinations and taken corrective measures described in this Owner's Report in accordance with the requirements of the ASME Code, Section XI.

By signing this certificate neither the Inspector nor his employer makes any warranty, expressed or implied, concerning the examinations and corrective measures described in this Owner's Report. Furthermore, neither the Inspector nor his employer shall be liable in any manner for any personal injury or property damage or a loss of any kind arising from or connected with this inspection.

T. P. Beilman Commissions Mich 555, E. N. N. I
Inspector's Signature National Board, State, Province, Endorsements

Date 1/22 19 91

*FACTORY MUTUAL SYSTEM



INDIANA MICHIGAN POWER COMPANY
D. C. COOK NUCLEAR PLANT, BRIDGMAN, MI
UNIT 2 COMMERCIAL SERVICE DATE 2-1-1978
NATIONAL BOARD NUMBER 1

FORM NIS-2 OWNER'S REPORT FOR REPAIRS OR REPLACEMENTS
As Required by the Provisions of the ASME Code Section XI

1. Owner INDIANA MICHIGAN POWER COMPANY Date 10/17/90
Name
P.O. Box 60 Fort Wayne, IN 46801 Sheet 1 of 2
Address
2. Plant D.C. COOK NUCLEAR POWER PLANT Unit 2
Name
One Cook Place, Bridgman, MI 49106 B54410, FILE:ME-VAL-2-MS-135-4
Address NANCE, Repair Org. P.O. No., Job No., etc
ANTHONY, McCLELLEN Type Code Symbol Stamp N/A
Name Authorization No. N/A
Same as #2 Expiration Date N/A
Address
4. Identification of System MAIN STEAM
5. (a) Applicable Const. Code * PAGE 2 .19 - Ed., ---- Add. --- Code Case
(b) Applicable Edition of Section XI Utilized for Repairs or Replacements 1983,
Summer 1983 Addenda

6. Identification of Components Repaired or Replaced and Replacement Components

Name of Component	Name of Manufacturer	Manuf. Serial No.	National Board No.	Other Identification	Year Built	Repaired Replaced or Replacement	ASME Code Stamped (Yes or No)
VALVE 2-MS-135-4	VOGT	N/A	N/A	ASP-12187	1989	REPLACED	NO
2" S/80 PIPE	RADNOR ALLOYS, INC.	N/A	N/A	ASP-12091	1983	REPLACED	NO

7. Description of Work (See Remarks)

8. Test Conducted: Hydrostatic ☐ Pneumatic ☐ Nominal Operating Pressure ☒
Other ☐ Pressure _____ psi Test Temp. _____ °F

NOTE: Supplemental sheets in form of lists, sketches, or drawings may be used, provided (1) size is 8-1/2 in. x 11 in., (2) information in items 1 through 6 on this report is included on each sheet, and (3) each sheet is numbered and the number of sheets is recorded at the top of this form.



FORM NIS-2 (Back)

9. Remarks Unit 2, REPLACED VALVE 2-MS-135-4 AND 2' OF 2"S/80 SEAMLESS
Applicable Manufacturer's Data Reports to be attached
C.S. PIPE. *PURCHASED PER SPEC. DCCPV8300CN & DCCPV1050CN
REF. 12-MM-22 WELDING PER WPS 1.1
Ref. JO #B54410 File:ME-VAL-2-MS-135-4 ISI Class 2

CERTIFICATE OF COMPLIANCE

We certify that the statements made in the report are correct and this
replacement conforms to the rules of the ASME Code, Section XI.
repair or replacement

Type Code Symbol Stamp N/A

Certificate of Authorization No. N/A Expiration Date N/A

Signed T. P. Beilman, Maint. Superintendent Date 2 January, 19 91
Owner of Owner's Designee, Title

CERTIFICATE OF INSERVICE INSPECTION

I, the undersigned, holding a valid commission issued by the National Board of Boiler and Pressure Vessel Inspectors and the State or Province of Michigan and employed by ARKWRIGHT MUTUAL INS. CO.* of NORWOOD, MASS. have inspected the components described in this Owner's Report during the period 10-16-90 to 11-5-90, and state that to the best of my knowledge and belief, the Owner has performed examinations and taken corrective measures described in this Owner's Report in accordance with the requirements of the ASME Code, Section XI.

By signing this certificate neither the Inspector nor his employer makes any warranty, expressed or implied, concerning the examinations and corrective measures described in this Owner's Report. Furthermore, neither the Inspector nor his employer shall be liable in any manner for any personal injury or property damage or a loss of any kind arising from or connected with this inspection.

Mr. [Signature] Commissions Mich 555 END N&I
Inspector's Signature National Board, State, Province, Endorsements

Date Jan 3 19 91

*FACTORY MUTUAL SYSTEM

1

2

3

4

5

6

7

8

9

10

11

12

13

14

15

16

17

18

19

INDIANA MICHIGAN POWER COMPANY
D. C. COOK NUCLEAR PLANT, BRIDGMAN, MI
UNIT 2 COMMERCIAL SERVICE DATE 2-1-1978
NATIONAL BOARD NUMBER 1

FORM NIS-2 OWNER'S REPORT FOR REPAIRS OR REPLACEMENTS
As Required by the Provisions of the ASME Code Section XI

1. Owner INDIANA MICHIGAN POWER COMPANY Date 10/20/90
Name
P.O. Box 60 Fort Wayne, IN 46801 Sheet 1 of 2
Address
2. Plant D.C. COOK NUCLEAR POWER PLANT Unit 2
Name
One Cook Place, Bridgman, MI 49106 B53937, FILE:ME-VAL-2-RC-103-L3
Address Repair Org. P.O. No., Job No., etc
3. Work Performed by ROGALSKI, BARINKA, SCALLY Type Code Symbol Stamp N/A
Name
Same as #2 Authorization No. N/A
Address Expiration Date N/A
4. Identification of System REACTOR COOLANT
5. (a) Applicable Const. Code ASME III 1980Ed., 1984 Add. ----- Code Case
(b) Applicable Edition of Section XI Utilized for Repairs or Replacements 1983,
Summer 1983 Addenda

6. Identification of Components Repaired or Replaced and Replacement Components

Name of Component	Name of Manufacturer	Manuf. Serial No.	National Board No.	Other Identification	Year Built	Repaired Replaced or Replacement	ASME Code Stamped (Yes or No)
VALVE 2RC 103-L3							
BONNET	CONVAL	N/A	N/A	ASP-7690	1984	REPLACED	NO

7. Description of Work (See Remarks)

8. Test Conducted: Hydrostatic ☐ Pneumatic ☐ Nominal Operating Pressure ☒
Other ☐ Pressure psi Test Temp. °F

NOTE: Supplemental sheets in form of lists, sketches, or drawings may be used, provided (1) size is 8-1/2 in. x 11 in., (2) information in items 1 through 6 on this report is included on each sheet, and (3) each sheet is numbered and the number of sheets is recorded at the top of this form.

1

2

3

4

5

6

7

8

9

10

11

12

13

14

15

16

17

18

19

20

21

22

23

24

25

26

27

28

29

30

FORM NIS-2 (Back)

Remarks Unit 2, REPLACED VALVE BONNET ON VALVE 2-RC-103-L3
Applicable Manufacturer's Data Reports to be attached

Ref. JO #B53937 File:ME-VAL-2-RC-103-L3 ISI Class 1

CERTIFICATE OF COMPLIANCE

We certify that the statements made in the report are correct and this replacement conforms to the rules of the ASME Code, Section XI.
repair or replacement

Type Code Symbol Stamp N/A

Certificate of Authorization No. N/A Expiration Date N/A

Signed T. P. Beilman, Maint. Superintendent Date 14 January, 19 91
Owner of Owner's Designee, Title

CERTIFICATE OF INSERVICE INSPECTION

I, the undersigned, holding a valid commission issued by the National Board of Boiler and Pressure Vessel Inspectors and the State or Province of Michigan and employed by ARKWRIGHT MUTUAL INS. CO.* of NORWOOD, MASS. have inspected the components described in this Owner's Report during the period Jan. 14 to Jan. 16, 1991, and state that to the best of my knowledge and belief, the Owner has performed examinations and taken corrective measures described in this Owner's Report in accordance with the requirements of the ASME Code, Section XI.

By signing this certificate neither the Inspector nor his employer makes any warranty, expressed or implied, concerning the examinations and corrective measures described in this Owner's Report. Furthermore, neither the Inspector nor his employer shall be liable in any manner for any personal injury or property damage or a loss of any kind arising from or connected with this inspection.

Ruby W. White Commissions Mich. # 0688
Inspector's Signature National Board, State, Province, Endorsements

Date Jan. 16, 19 91

*FACTORY MUTUAL SYSTEM

1

2

3

4

5

6

7

8

9

10

11

12

13

14

15

16

17

18

19

20



INDIANA MICHIGAN POWER COMPANY
D. C. COOK NUCLEAR PLANT, BRIDGMAN, MI
UNIT 2 COMMERCIAL SERVICE DATE 2-1-1978
NATIONAL BOARD NUMBER 1

FORM NIS-2 OWNER'S REPORT FOR REPAIRS OR REPLACEMENTS
As Required by the Provisions of the ASME Code Section XI

1. Owner INDIANA MICHIGAN POWER COMPANY Date 10-29-90
Name
P.O. Box 60 Fort Wayne, IN 46801 Sheet 1 of 2
Address
2. Plant D.C. COOK NUCLEAR POWER PLANT Unit 2
Name
One Cook Place, Bridgman, MI 49106 B008163, ME-VAL-2-SV-45A
Address Repair Org. P.O. No., Job No., etc
3. Work Performed by M. Ketchel Type Code Symbol Stamp N/A
Name
Same as #2 Authorization No. N/A
Address Expiration Date N/A
4. Identification of System Reactor Coolant
5. (a) Applicable Const. Code ASME Sec III 1986 Ed., 1986 Add. NA Code Case
(b) Applicable Edition of Section XI Utilized for Repairs or Replacements 1983,
Summer 1983 Addenda

6. Identification of Components Repaired or Replaced and Replacement Components

Name of Component	Name of Manufacturer	Manuf. Serial No.	National Board No.	Other Identification	Year Built	Repaired Replaced or Replacement	ASME Code Stamped (Yes or No)
Valve 2-SV-45A	Crosby	N/A	N/A	SN-RV-8010B ASP-11572	-	Replacement	No
Inlet Studs/Nut	Nova Cardinal	N/A	N/A	ASP-12239 ASP-10636	1988 1988	Replacement	No

7. Description of Work (See Remarks)

8. Test Conducted: Hydrostatic ☐ Pneumatic ☐ Nominal Operating Pressure ☒
Other ☐ Pressure _____ psi Test Temp. _____ °F

NOTE: Supplemental sheets in form of lists, sketches, or drawings may be used, provided (1) size is 8-1/2 in. x 11 in., (2) information in items 1 through 6 on this report is included on each sheet, and (3) each sheet is numbered and the number of sheets is recorded at the top of this form.

100

101

102

103

104

105

106

107

108

109

110

111

112

113

114

115

116

117

118

119

120

121

122

123

124

125

126

127

128

FORM NIS-2 (Back)

Remarks Unit 2. Replaced Valve 2-SV-45A and Inlet Flange
Applicable Manufacturer's Data Reports to be attached

Studs/Nuts

Ref. JO #B008163 File: ME-VAL-2-SV-45A ISI Class 1

CERTIFICATE OF COMPLIANCE

We certify that the statements made in the report are correct and this
replacement conforms to the rules of the ASME Code, Section XI.
repair or replacement

Type Code Symbol Stamp N/A

Certificate of Authorization No. N/A Expiration Date N/A

Signed T. P. Beilman Superintendent Date 16 October, 19 90
Owner of Owner's Designee, Title

CERTIFICATE OF INSERVICE INSPECTION

I, the undersigned, holding a valid commission issued by the National Board of Boiler and Pressure Vessel Inspectors and the State or Province of Michigan and employed by ARKWRIGHT MUTUAL INS. CO.* of NORWOOD, MASS. have inspected the components described in this Owner's Report during the period 11-3-90 to , and state that to the best of my knowledge and belief, the Owner has performed examinations and taken corrective measures described in this Owner's Report in accordance with the requirements of the ASME Code, Section XI.

By signing this certificate neither the Inspector nor his employer makes any warranty, expressed or implied, concerning the examinations and corrective measures described in this Owner's Report. Furthermore, neither the Inspector nor his employer shall be liable in any manner for any personal injury or property damage or a loss of any kind arising from or connected with this inspection.

Max Montague Commissions Mich 555, ENR N.E.I.
Inspector's Signature National Board, State, Province, Endorsements

Date 12-20 19 90

*FACTORY MUTUAL SYSTEM

1

2

3

4

5

6

7

8

9

10

11

12

13

14

15

16

17

18

19

20

FORM NIS-2 OWNER'S REPORT FOR REPAIRS OR REPLACEMENTS
As Required by the Provisions of the ASME Code Section XI

1. Owner INDIANA MICHIGAN POWER COMPANY Date 10/29/90
Name
P.O. Box 60 Fort Wayne, IN 46801 Sheet 1 of 2
Address
2. Plant D.C. COOK NUCLEAR POWER PLANT Unit 2
Name
One Cook Place, Bridgman, MI 49106 B008166, FILE:ME-VAL-2-SV-1A-4
Address Repair Org. P.O. No., Job No., etc
3. Work Performed by J.VERN Type Code Symbol Stamp N/A
Name Authorization No. N/A
Same as #2 Expiration Date N/A
Address
4. Identification of System MAIN STEAM
5. (a) Applicable Const. Code ASME III 1986 Ed., 1988 Add. --- Code Case
(b) Applicable Edition of Section XI Utilized for Repairs or Replacements 1983,
Summer 1983 Addenda

6. Identification of Components Repaired or Replaced and Replacement Components

Name of Component	Name of Manufacturer	Manuf. Serial No.	National Board No.	Other Identification	Year Built	Repaired Replaced or Replacement	ASME Code Stamped (Yes or No)
VALVE 2-SV-1A-4							
OUTLET FLG STUDS/NUTS	TEXAS BOLT	N/A	N/A	ASP-12009	1989	REPLACED	NO

7. Description of Work (See Remarks)

8. Test Conducted: Hydrostatic ☐ Pneumatic ☐ Nominal Operating Pressure ☐

N/A ☒ Other ☐ Pressure psi Test Temp. °F

NOTE: Supplemental sheets in form of lists, sketches, or drawings may be used, provided (1) size is 8-1/2 in. x 11 in., (2) information in items 1 through 6 on this report is included on each sheet, and (3) each sheet is numbered and the number of sheets is recorded at the top of this form.

100-100000

100-100000

100-100000

INDIANA MICHIGAN POWER COMPANY
D. C. COOK NUCLEAR PLANT, BRIDGMAN, MI
UNIT 2 COMMERCIAL SERVICE DATE 2-1-1978
NATIONAL BOARD NUMBER 1

Page 2 of 2

FORM NIS-2 (Back)

9. Remarks Unit 2, REPLACED OUTLET FLANGE STUDS/NUTS ON
Applicable Manufacturer's Data Reports to be attached

VALVE 2-SV-1A-4

Ref. JO #B008166 File:ME-VAL-2-SV-1A-4 ISI Class 2

CERTIFICATE OF COMPLIANCE

We certify that the statements made in the report are correct and this replacement conforms to the rules of the ASME Code, Section XI.
repair or replacement

Type Code Symbol Stamp N/A

Certificate of Authorization No. N/A Expiration Date N/A

Signed T. P. Beilman, Maint. Superintendent Date 20 JAN 1979
Owner of Owner's Designee, Title

CERTIFICATE OF INSERVICE INSPECTION

I, the undersigned, holding a valid commission issued by the National Board of Boiler and Pressure Vessel Inspectors and the State or Province of Michigan and employed by ARKWRIGHT MUTUAL INS. CO.* of NORWOOD, MASS. have inspected the components described in this Owner's Report during the period 1/22/91 to —, and state that to the best of my knowledge and belief, the Owner has performed examinations and taken corrective measures described in this Owner's Report in accordance with the requirements of the ASME Code, Section XI.

By signing this certificate neither the Inspector nor his employer makes any warranty, expressed or implied, concerning the examinations and corrective measures described in this Owner's Report. Furthermore, neither the Inspector nor his employer shall be liable in any manner for any personal injury or property damage or a loss of any kind arising from or connected with this inspection.

Mr. Minter Commissions Mich 555, END N&I
Inspector's Signature National Board, State, Province, Endorsements

*FACTORY MUTUAL SYSTEM

Date 1-22 19 91

100

101

102

103

104

105

106

107

108

109

110

111

112

113

114

115

116

117

118

119

120

121

122

123

124

INDIANA MICHIGAN POWER COMPANY
D. C. COOK NUCLEAR PLANT, BRIDGMAN, MI
UNIT 2 COMMERCIAL SERVICE DATE 2-1-1978
NATIONAL BOARD NUMBER 1

FORM NIS-2 OWNER'S REPORT FOR REPAIRS OR REPLACEMENTS
As Required by the Provisions of the ASME Code Section XI

1. Owner INDIANA MICHIGAN POWER COMPANY Date 11/3/90
Name
P.O. Box 60 Fort Wayne, IN 46801 Sheet 1 of 2
Address
2. Plant D.C. COOK NUCLEAR POWER PLANT Unit 2
Name
One Cook Place, Bridgman, MI 49106 B013598, FILE:ME-VAL-2-RC-103L2
Address Repair Org. P.O. No., Job No., etc
3. Work Performed by WAUGH, FORMAN, BOREN Type Code Symbol Stamp N/A
Name
Same as #2 Authorization No. N/A
Address Expiration Date N/A
4. Identification of System REACTOR COOLANT
5. (a) Applicable Const. Code ASME III 1980 Ed., 1984 Add. ----- Code Case
(b) Applicable Edition of Section XI Utilized for Repairs or Replacements 1983,
Summer 1983 Addenda

6. Identification of Components Repaired or Replaced and Replacement Components

Name of Component	Name of Manufacturer	Manuf. Serial No.	Nat. Board No.	Other Identification	Year Built	Repaired Replaced or Replacement	ASME Code Stamped (Yes or No)
VALVE 2-RC-103L2							
BONNET	CONVAL	N/A	N/A	ASP-7690	1984	REPLACED	NO

7. Description of Work (See Remarks)

8. Test Conducted: Hydrostatic ☐ Pneumatic ☐ Nominal Operating Pressure ☒
Other ☐ Pressure psi Test Temp. °F

NOTE: Supplemental sheets in form of lists, sketches, or drawings may be used, provided (1) size is 8-1/2 in. x 11 in., (2) information in items 1 through 6 on this report is included on each sheet, and (3) each sheet is numbered and the number of sheets is recorded at the top of this form.

1

2

3

4

5

6

7

8

9

10

11

12

13

14

15

16

17

18

19

20

FORM NIS-2 (Back)

9. Remarks Unit 2, REPLACED VALVE BONNET ON VALVE 2-RC-103-L2
Applicable Manufacturer's Data Reports to be attached

Ref. JO #B013598 File:ME-VAL-2-RC-103-L2 ISI Class 1

CERTIFICATE OF COMPLIANCE

We certify that the statements made in the report are correct and this replacement conforms to the rules of the ASME Code, Section XI.
repair or replacement

Type Code Symbol Stamp N/A

Certificate of Authorization No. N/A Expiration Date N/A

Signed T. P. Beilman, Maint. Superintendent Date 2-5, 19 91
Owner of Owner's Designee, Title

CERTIFICATE OF INSERVICE INSPECTION

I, the undersigned, holding a valid commission issued by the National Board of Boiler and Pressure Vessel Inspectors and the State or Province of Michigan and employed by ARKWRIGHT MUTUAL INS. CO.* of NORWOOD, MASS. have inspected the components described in this Owner's Report during the period 2-6-91 to —, and state that to the best of my knowledge and belief, the Owner has performed examinations and taken corrective measures described in this Owner's Report in accordance with the requirements of the ASME Code, Section XI.

By signing this certificate neither the Inspector nor his employer makes any warranty, expressed or implied, concerning the examinations and corrective measures described in this Owner's Report. Furthermore, neither the Inspector nor his employer shall be liable in any manner for any personal injury or property damage or a loss of any kind arising from or connected with this inspection.

Mr. Matusz Commissions Mich 555, End N&I
Inspector's Signature National Board, State, Province, Endorsements

*FACTORY MUTUAL SYSTEM

Date Feb 6 19 91

INDIANA MICHIGAN POWER COMPANY
D. C. COOK NUCLEAR PLANT, BRIDGMAN, MI
UNIT 2 COMMERCIAL SERVICE DATE 2-1-1978
NATIONAL BOARD NUMBER 1

The following repair/replacements were performed during the 1990 refueling outage but were dated at the time the NIS-2 report was filled out.



2

3

4

5

6

7

8

9

10

11

12

13

14

15

16

17

18

19

20

21

22

23

24

25

26

27

28

29

30



INDIANA MICHIGAN POWER COMPANY
D. C. COOK NUCLEAR PLANT, BRIDGMAN, MI
UNIT 2 COMMERCIAL SERVICE DATE 2-1-1978
NATIONAL BOARD NUMBER 1

MHI-5075
ATTACHMENT NO. 2

FORM NIS-2 OWNER'S REPORT FOR REPAIRS OR REPLACEMENTS
As Required by the Provisions of the ASME Code Section XI

1. Owner INDIANA/MICHIGAN ELECTRIC COMPANY Date 11-25-90
Name
P. O. Box 60, Fort Wayne, Indiana 46801 Sheet 1 of 2
Address
2. Plant Donald C. Cook Nuclear Plant Unit 2
Name
P. O. Box 458, Bridgman, Michigan 49106 Job Order B000156
Address Repair Organization P.O. No., Job No., etc.
3. Work Performed by CIMCO Type Code Symbol Stamp V
Name Authorization No. 252-V
P. O. Box 218, Stevensville, MI 49127 Expiration Date 12-31-90
Address
4. Identification of System SAFETY INJECTION
*AEP Specifications/MDS Standards/ANSI B31.1-83/AISC
5. (a) Applicable Construction Code * 19 Edition, Addenda, Code Case
(b) Applicable Edition of Section XI Utilized for Repairs or Replacements 19 83 w/S '83Add.

6. Identification of Components Repaired or Replaced and Replacement Components

Name of Component	Name of Manufacturer	Manufacturer Serial No.	National Board No.	Other Identification	Year Built	Repaired, Replaced, or Replacement	ASME Code Stamped (Yes or No)
Hex Nut and Washer	HILTI	N/A	N/A	ASP-9864	N/A	Replacement	NO
Hardened Washer	N/A	N/A	N/A	ASP-8073	N/A	Replacement	NO

7. Description of Work Repaired anchor bolt on support 2-GSI-R539 and installed new nut and washers

8. Tests Conducted: Hydrostatic ☐ Pneumatic ☐ Nominal Operating Pressure ☐
Other ☐ Pressure psi Test Temp. °F N/A

NOTE: Supplemental sheets in form of lists, sketches, or drawings may be used, provided (1) size is 8½ in. x 11 in., (2) information in items 1 through 6 on this report is included on each sheet, and (3) each sheet is numbered and the number of sheets is recorded at the top of this form.

(12/82)

This Form (E00030) may be obtained from the Order Dept., ASME, 345 E. 47th St., New York, N.Y. 10017

1

2

3

4

5

6

7

8

9

10

11

12

13

14

15

16

17

18

19

20



INDIANA MICHIGAN POWER COMPANY
D. C. COOK NUCLEAR PLANT, BRIDGMAN, MI
UNIT 2 COMMERCIAL SERVICE DATE 2-1-1978
NATIONAL BOARD NUMBER 1

MHI-5075
ATTACHMENT NO. 2

FORM NIS-2 (Back)

9. Remarks Repaired anchor bolt on support 2-GSI-R539 and installed new nut and washers.
Applicable Manufacturer's Data Reports to be attached

ASME I
ISI II

CERTIFICATE OF COMPLIANCE

We certify that the statements made in the report are correct and this Replacement conforms to the rules of the ASME Code, Section XI. repair or replacement

Type Code Symbol Stamp N/A

Certificate of Authorization No. N/A Expiration Date N/A

Signed Jordan Owen Project Engr. Date 11-25, 19 90
Owner or Owner's Designee, Title

CERTIFICATE OF INSERVICE INSPECTION

I, the undersigned, holding a valid commission issued by the National Board of Boiler and Pressure Vessel Inspectors and the State or Province of Michigan and employed by Arkwright Mutual of Norwood, Mass. have inspected the components described in this Owner's Report during the period 11/26/90 to , and state that to the best of my knowledge and belief, the Owner has performed examinations and taken corrective measures described in this Owner's Report in accordance with the requirements of the ASME Code, Section XI.

By signing this certificate neither the Inspector nor his employer makes any warranty, expressed or implied, concerning the examinations and corrective measures described in this Owner's Report. Furthermore, neither the Inspector nor his employer shall be liable in any manner for any personal injury or property damage or a loss of any kind arising from or connected with this inspection.

MR. Montross Commissions Mich 555 ENR N.E.
Inspector's Signature National Board, State, Province, and Endorsements

Date Nov. 26 19 90

*Factory Mutual Group

(12/82)



INDIANA MICHIGAN POWER COMPANY
D. C. COOK NUCLEAR PLANT, BRIDGMAN, MI
UNIT 2 COMMERCIAL SERVICE DATE 2-1-1978
NATIONAL BOARD NUMBER 1

MHI-5075
ATTACHMENT NO. 2

FORM NIS-2 OWNER'S REPORT FOR REPAIRS OR REPLACEMENTS
As Required by the Provisions of the ASME Code Section XI

1. Owner INDIANA/MICHIGAN ELECTRIC COMPANY Date 11-25-90
Name
P. O. Box 60, Fort Wayne, Indiana 46801 Sheet 1 of 2
Address
2. Plant Donald C. Cook Nuclear Plant Unit 2
Name
P. O. Box 458, Bridgman, Michigan 49106 Job Order B38008 Minor Mod-156
Address Repair Organization P.O. No., Job No., etc.
3. Work Performed by CIMCO Type Code Symbol Stamp V
Name Authorization No. 252-V
P. O. Box 218, Stevensville, MI 49127 Expiration Date 12-31-90
Address
4. Identification of System Containment Spray
*AEP Specifications/MDS Standards/ANSI B31.1-83/AISC
5. (a) Applicable Construction Code * 19 Edition, Addenda, Code Case
(b) Applicable Edition of Section XI Utilized for Repairs or Replacements 19 83 w/S'83 add.

6. Identification of Components Repaired or Replaced and Replacement Components

Name of Component	Name of Manufacturer	Manufacturer Serial No.	National Board No.	Other Identification	Year Built	Repaired, Replaced, or Replacement	ASME Code Stamped (Yes or No)
3/4" Plate	N/A	N/A	N/A	ASP-10900 SA-36	N/A	Replacement	NO
1" Concrete Anchor	HILTI	N/A	N/A	ASP-7794	N/A	Replacement	NO
3/4" Nut and Washer	HILTI	N/A	N/A	ASP-10274	N/A	Replacement	NO
Hardened Washer 1"	N/A	N/A	N/A	ASP-8073	N/A	Replacement	NO
Hardened Washer 3/4"	N/A	N/A	N/A	ASP-12700	N/A	Replacement	NO

7. Description of Work Revise support 2-GCTS-S61 Base Plate per Minor Mod 156
Snubber reinstallation by Maintenance Dept.

8. Tests Conducted: Hydrostatic ☐ Pneumatic ☐ Nominal Operating Pressure ☐
Other ☐ Pressure _____ psi Test Temp. _____ °F N/A

NOTE: Supplemental sheets in form of lists, sketches, or drawings may be used, provided (1) size is 8 1/2 in. x 11 in., (2) information in items 1 through 6 on this report is included on each sheet, and (3) each sheet is numbered and the number of sheets is recorded at the top of this form.

(12/82)

This Form (E00030) may be obtained from the Order Dept., ASME, 345 E. 47th St., New York, N.Y. 10017



INDIANA MICHIGAN POWER COMPANY
D. C. COOK NUCLEAR PLANT, BRIDGMAN, MI
UNIT 2 COMMERCIAL SERVICE DATE 2-1-1978
NATIONAL BOARD NUMBER 1

MHI-5075
ATTACHMENT NO. 2

FORM NIS-2 (Back)

9. Remarks Revised Snubber 2-GCTS-S61 Base Plate per Minor Modification 156

Applicable Manufacturer's Data Reports to be attached

Reinstallation of snubber by Maintenance Dept under J.O. B005230

ASME II

ISI II

CERTIFICATE OF COMPLIANCE

We certify that the statements made in the report are correct and this Replacement conforms to the rules of the ASME Code, Section XI. repair or replacement

Type Code Symbol Stamp N/A

Certificate of Authorization No. N/A Expiration Date N/A

Signed [Signature] Project Engr. Date 11-25, 19 96
Owner or Owner's Designee, Title

CERTIFICATE OF INSERVICE INSPECTION

I, the undersigned, holding a valid commission issued by the National Board of Boiler and Pressure Vessel Inspectors and the State or Province of Michigan and employed by Arkwright Mutual of Norwood, Mass. have inspected the components described in this Owner's Report during the period 10/29/90 to 11/26/90, and state that to the best of my knowledge and belief, the Owner has performed examinations and taken corrective measures described in this Owner's Report in accordance with the requirements of the ASME Code, Section XI.

By signing this certificate neither the Inspector nor his employer makes any warranty, expressed or implied, concerning the examinations and corrective measures described in this Owner's Report. Furthermore, neither the Inspector nor his employer shall be liable in any manner for any personal injury or property damage or a loss of any kind arising from or connected with this inspection.

[Signature]
Inspector's Signature

Commissions MICH 555 END NFI
National Board, State, Province, and Endorsements

Date 11/26, 19 90

*Factory Mutual Group

(12/82)

1

2

3

4

5

6

7

8

9

10

11

12

13

14

15

16

17

18

19

20

21

22

23

24

25



INDIANA MICHIGAN POWER COMPANY
D. C. COOK NUCLEAR PLANT, BRIDGMAN, MI
UNIT 2 COMMERCIAL SERVICE DATE 2-1-1978
NATIONAL BOARD NUMBER 1

MHI-5075
ATTACHMENT NO. 2

FORM NIS-2 OWNER'S REPORT FOR REPAIRS OR REPLACEMENTS
As Required by the Provisions of the ASME Code Section XI

1. Owner INDIANA/MICHIGAN ELECTRIC COMPANY Date 11-25-90
Name
P. O. Box 60, Fort Wayne, Indiana 46801 Sheet 1 of 2
Address
2. Plant Donald C. Cook Nuclear Plant Unit 2
Name
P. O. Box 458, Bridgman, Michigan 49106 JOB ORDER B000157
Address Repair Organization P.O. No., Job No., etc.
3. Work Performed by CIMCO Type Code Symbol Stamp V
Name Authorization No. 252-V
P. O. Box 218, Stevensville, MI 49127 Expiration Date 12-31-90
Address
4. Identification of System EMERGENCY CORE COOLING
*AEP SPECIFICATIONS/MDS STANDARDS/ANSI B31.1/83/AISC
5. (a) Applicable Construction Code * 19 Edition, Addenda, Code Case
(b) Applicable Edition of Section XI Utilized for Repairs or Replacements 19 83 W/S '83 ADD.

6. Identification of Components Repaired or Replaced and Replacement Components

Name of Component	Name of Manufacturer	Manufacturer Serial No.	National Board No.	Other Identification	Year Built	Repaired, Replaced, or Replacement	ASME Code Stamped (Yes or No)
1-1/4" NUT & WASHER	HILTI	N/A	N/A	ASP-9864	N/A	REPLACE-MENT	NO
1/2" PLATE	N/A	N/A	N/A	ASP-6626 SA-36	N/A	REPLACE-MENT	NO

7. Description of Work Repair 1-1/4" Concrete Anchor on support 2-GRH-R501.
8. Tests Conducted: Hydrostatic ☐ Pneumatic ☐ Nominal Operating Pressure ☐
Other ☐ Pressure psi Test Temp. °F N/A

NOTE: Supplemental sheets in form of lists, sketches, or drawings may be used, provided (1) size is 8 1/2 in. x 11 in., (2) information in items 1 through 6 on this report is included on each sheet, and (3) each sheet is numbered and the number of sheets is recorded at the top of this form.

(12/82)

This Form (E00030) may be obtained from the Order Dept., ASME, 345 E. 47th St., New York, N.Y. 10017

1000

1000

1000

1000

INDIANA MICHIGAN POWER COMPANY
D. C. COOK NUCLEAR PLANT, BRIDGMAN, MI
UNIT 2 COMMERCIAL SERVICE DATE 2-1-1978
NATIONAL BOARD NUMBER 1

MHI-5075
ATTACHMENT NO. 2

FORM NIS-2 (Back)

9. Remarks Repair 1-1/4" Concrete Anchor on support 2-GRH-R501.

Applicable Manufacturer's Data Reports to be attached

ASME II

ISI II

CERTIFICATE OF COMPLIANCE

We certify that the statements made in the report are correct and this Replacement conforms to the rules of the ASME Code, Section XI. repair or replacement

Type Code Symbol Stamp N/A

Certificate of Authorization No. N/A

Expiration Date N/A

Signed Robert D. Owen
Owner or Owner's Designee, Title

Project Engr.

Date 11-25, 19 90

CERTIFICATE OF INSERVICE INSPECTION

I, the undersigned, holding a valid commission issued by the National Board of Boiler and Pressure Vessel Inspectors and the State or Province of Michigan and employed by Arkwright Mutual of Norwood, Mass. have inspected the components described in this Owner's Report during the period 9/11/90 to 11/20/90, and state that to the best of my knowledge and belief, the Owner has performed examinations and taken corrective measures described in this Owner's Report in accordance with the requirements of the ASME Code, Section XI.

By signing this certificate neither the Inspector nor his employer makes any warranty, expressed or implied, concerning the examinations and corrective measures described in this Owner's Report. Furthermore, neither the Inspector nor his employer shall be liable in any manner for any personal injury or property damage or a loss of any kind arising from or connected with this inspection.

MR. Matropang
Inspector's Signature

Commissions

Mich 555 END N&E
National Board, State, Province, and Endorsements

Date 11/20, 19 90

*Factory Mutual Group

(12/82)

100

101

102

103

104

105

106

107

108

109

110

111

112

113

114

115

116

117

118

119

120

121

122

123

124

125

126

127

128

129

INDIANA MICHIGAN POWER COMPANY
D. C. COOK NUCLEAR PLANT, BRIDGMAN, MI
UNIT 2 COMMERCIAL SERVICE DATE 2-1-1978
NATIONAL BOARD NUMBER 1

MHI-5075
ATTACHMENT NO. 2

FORM NIS-2 OWNER'S REPORT FOR REPAIRS OR REPLACEMENTS
As Required by the Provisions of the ASME Code Section XI

1. Owner INDIANA/MICHIGAN ELECTRIC COMPANY Date 11-26-90
Name
P. O. Box 60, Fort Wayne, Indiana 46801 Sheet 1 of 2
Address
2. Plant Donald C. Cook Nuclear Plant Unit 2
Name
P. O. Box 458, Bridgman, Michigan 49106 JOB ORDER B000006
Address Repair Organization P.O. No., Job No., etc.
3. Work Performed by CIMCO Type Code Symbol Stamp V
Name
P. O. Box 218, Stevensville, MI 49127 Authorization No. 252-V
Address Expiration Date 12-31-90
4. Identification of System Reactor coolant
5. (a) Applicable Construction Code ASME III 19 83 Edition, w/S'83 Addenda, N/A Code Case
(b) Applicable Edition of Section XI Utilized for Repairs or Replacements 19 83 w/S'83 add.

6. Identification of Components Repaired or Replaced and Replacement Components

Name of Component	Name of Manufacturer	Manufacturer Serial No.	National Board No.	Other Identification	Year Built	Repaired, Replaced, or Replacement	ASME Code Stamped (Yes or No)
Manway Stud Nut, Washer, Pin	N/A	N/A	N/A	ASP-11674 30-011970	N/A	Replacement	NO

7. Description of Work Remove/replace Stm. Gen. #22 Hot and Cold Leg Manways for Eddy Current inspection.

8. Tests Conducted: Hydrostatic ☐ Pneumatic ☐ Nominal Operating Pressure ☒
Other ☐ Pressure _____ psi Test Temp. _____ °F

NOTE: Supplemental sheets in form of lists, sketches, or drawings may be used, provided (1) size is 8½ in. x 11 in., (2) information in items 1 through 6 on this report is included on each sheet, and (3) each sheet is numbered and the number of sheets is recorded at the top of this form.

INDIANA MICHIGAN POWER COMPANY
D. C. COOK NUCLEAR PLANT, BRIDGMAN, MI
UNIT 2 COMMERCIAL SERVICE DATE 2-1-1978
NATIONAL BOARD NUMBER 1

MHI-5075
ATTACHMENT NO. 2

FORM NIS-2 (Back)

9. Remarks During Removal/Replacement of S/G #22 Primary Manways Stud Assemblies

Applicable Manufacturer's Data Reports to be attached

unacceptable for reinstallation were replaced. 2 on the Cold Leg. 1 on the
Hot Leg.

ASME Class 1

ISI Class 1

CERTIFICATE OF COMPLIANCE

We certify that the statements made in the report are correct and this Replacement conforms to the rules of the
ASME Code, Section XI. repair or replacement

Type Code Symbol Stamp N/A

Certificate of Authorization No. N/A

Expiration Date N/A

Signed

Golden Paves
Owner or Owner's Designee, Title

Date

11-26, 1990

CERTIFICATE OF INSERVICE INSPECTION

I, the undersigned, holding a valid commission issued by the National Board of Boiler and Pressure Vessel Inspectors and the State
or Province of Michigan and employed by Arkwright Mutual of
Norwood, Mass. have inspected the components described
in this Owner's Report during the period 11-26-90 to —, and state that
to the best of my knowledge and belief, the Owner has performed examinations and taken corrective measures described in this
Owner's Report in accordance with the requirements of the ASME Code, Section XI.

By signing this certificate neither the Inspector nor his employer makes any warranty, expressed or implied, concerning the
examinations and corrective measures described in this Owner's Report. Furthermore, neither the Inspector nor his employer
shall be liable in any manner for any personal injury or property damage or a loss of any kind arising from or connected with this
inspection.

M R Mutarespaul
Inspector's Signature

Commissions

Mich 655 END NFI
National Board, State, Province, and Endorsements

Date November 26 19 90

*Factory Mutual Group

(12/82)

1

2

3

4

5

6

7

8

9

10

11

12

13

14

15

16

17

18

19

20

21

22

23

24

25

26

27

28

INDIANA MICHIGAN POWER COMPANY
D. C. COOK NUCLEAR PLANT, BRIDGMAN, MI
UNIT 2 COMMERCIAL SERVICE DATE 2-1-1978
NATIONAL BOARD NUMBER 1

MHI-5075
ATTACHMENT NO. 2

FORM NIS-2 OWNER'S REPORT FOR REPAIRS OR REPLACEMENTS
As Required by the Provisions of the ASME Code Section XI

1. Owner INDIANA/MICHIGAN ELECTRIC COMPANY Date 11-29-90
Name
P. O. Box 60, Fort Wayne, Indiana 46801 Sheet 1 of 2
Address
2. Plant Donald C. Cook Nuclear Plant Unit 2
Name
P. O. Box 458, Bridgman, Michigan 49106 Job Order B-014742
Address Repair Organization P.O. No., Job No., etc.
3. Work Performed by CIMCO Type Code Symbol Stamp V
Name Authorization No. 252-V
P. O. Box 218, Stevensville, MI 49127 Expiration Date 12-31-90
Address
4. Identification of System EMERGENCY CORE COOLING
*AEP specifications/MDS Standards/ANSI B31.1-83/AISC
5. (a) Applicable Construction Code * 19 Edition, Addenda, Code Case
(b) Applicable Edition of Section XI Utilized for Repairs or Replacements 19 83 w/S'83 add.

6. Identification of Components Repaired or Replaced and Replacement Components

Name of Component	Name of Manufacturer	Manufacturer Serial No.	National Board No.	Other Identification	Year Built	Repaired, Replaced, or Replacement	ASME Code Stamped (Yes or No)
5/8" Hex Nut	N/A	N/A	N/A	ASP-12757 SA-194-2H	N/A	Replacement	N/A

7. Description of Work Replaced all Hex Nuts on Manway cover of 2-TK-86 and 87.

8. Tests Conducted: Hydrostatic ☐ Pneumatic ☐ Nominal Operating Pressure ☐ N/A
Other ☐ Pressure _____ psi Test Temp. _____ °F

NOTE: Supplemental sheets in form of lists, sketches, or drawings may be used, provided (1) size is 8 1/2 in. x 11 in., (2) information in items 1 through 6 on this report is included on each sheet, and (3) each sheet is numbered and the number of sheets is recorded at the top of this form.

(12/82) This Form (E00030) may be obtained from the Order Dept., ASME, 345 E. 47th St., New York, N.Y. 10017



INDIANA MICHIGAN POWER COMPANY
D. C. COOK NUCLEAR PLANT, BRIDGMAN, MI
UNIT 2 COMMERCIAL SERVICE DATE 2-1-1978
NATIONAL BOARD NUMBER 1

FORM NIS-2 (Back)

9. Remarks Replaced all Hex Nuts on Manway Cover of 2-TK-86 and 87.
Applicable Manufacturer's Data Reports to be attached
Manways were opened for valve inspection. Nuts were replaced
because they were worn and dirty
ASME II
ISI II

CERTIFICATE OF COMPLIANCE

We certify that the statements made in the report are correct and this Replacement conforms to the rules of the ASME Code, Section XI. repair or replacement

Type Code Symbol Stamp N/A
Certificate of Authorization No. N/A Expiration Date N/A
Signed [Signature] Date 11-29, 19 90
Owner or Owner's Designee, Title

CERTIFICATE OF INSERVICE INSPECTION

I, the undersigned, holding a valid commission issued by the National Board of Boiler and Pressure Vessel Inspectors and the State or Province of Michigan and employed by Arkwright Mutual of Norwood, Mass. have inspected the components described in this Owner's Report during the period 12-4-90 to , and state that to the best of my knowledge and belief, the Owner has performed examinations and taken corrective measures described in this Owner's Report in accordance with the requirements of the ASME Code, Section XI.

By signing this certificate neither the Inspector nor his employer makes any warranty, expressed or implied, concerning the examinations and corrective measures described in this Owner's Report. Furthermore, neither the Inspector nor his employer shall be liable in any manner for any personal injury or property damage or a loss of any kind arising from or connected with this inspection.

[Signature] Commissions Mich 555 EN:RNI
Inspector's Signature National Board, State, Province, and Endorsements

Date December 4, 19 90

*Factory Mutual Group

(12/82)

INDIANA MICHIGAN POWER COMPANY
COOK NUCLEAR PLANT, BRIDGMAN, MI.
UNIT 2 COMMERCIAL SERVICE DATE 2-1-1978
NATIONAL BOARD NUMBER 1

The following NIS-2 Repair/Replacement forms are from the period of June 24, 1986 to March 17, 1989. These NIS-2 forms were amended or inadvertently left out of the previous NIS-1 Summary Report.

5

6

7

8

9

10

11

12

13

14

15

16

17

18

19

20

21

22

23

24

25

26

27

28

29

30

31

32

33

34

35

36

37

38

39

40

41

42

43

44

45

46

47

48

49

50

51

52

53

54

55

56

57

58

59

60

61

62

63

64

65

66

67

68

69

70

71

72

73

74

75

76

77

78

79

80

81

82

83

84

85

86

87

88

89

90

91

92

93

94

95

96

97

98

99

100

101

102

103

104

105

106

107

108

109

110

111

112

113

114

115

116

117

118

119

120

121

122

123

124

125

126

127

128

129

130

131

132

133

134

135

136

137

138

139

140

141

142

143

144

145

146

147

148

149

150

151

152

153

154

155

156

157

158

159

160

161

162

163

164

165

166

167

168

169

170

171

172

173

174

175

176

177

178

179

180

181

182

183

184

185

186

187

188

189

190

191

192

193

194

195

196

197

198

199

200

201

202

203

204

205

206

207

208

209

210

211

212

213

214

215

216

217

218

219

220

221

222

223

224

225

226

227

228

229

230

231

232

233

234

235

236

237

238

239

240

241

242

243

244

245

246

247

248

249

250

251

252

253

254

255

256

257

258

259

260

261

262

263

264

265

266

267

268

269

270

271

272

273

274

275

276

277

278

279

280

281

282

283

284

285

286

287

288

289

290

291

292

293

294

295

296

297

298

299

300

301

302

303

304

305

306

307

308

309

310

311

312

313

314

315

316

317

318

319

320

321

322

323

324

325

326

327

328

329

330

331

332

333

334

INDIANA MICHIGAN POWER COMPANY
D. C. COOK NUCLEAR PLANT, BRIDGMAN, MI
UNIT 2 COMMERCIAL SERVICE DATE 2-1-1978
NATIONAL BOARD NUMBER 1

MHI-5075
ATTACHMENT NO. 2

FORM NIS-2 OWNER'S REPORT FOR REPAIRS OR REPLACEMENTS
As Required by the Provisions of the ASME Code Section XI

1. Owner Indiana/Michigan Electric Company Date 1-18-89
Name
P. O. Box 60, Fort Wayne, Indiana 46801 Sheet 1 of 2
Address
2. Plant Donald C. Cook Nuclear Plant Unit 2
Name
P. O. Box 458, Bridgman, Michigan 49106 Job Order 028888
Address Repair Organization P.O. No., Job No., etc.
3. Work Performed by CIMCO Type Code Symbol Stamp V
Name
P.O. Box 218, Stevensville, Mi 49127 Authorization No. 0252-V
Address Expiration Date 12-31-89
4. Identification of System Compressed air System
5. (a) Applicable Construction Code B31.1 19 83 Edition, N/A Addenda, none Code Case
(b) Applicable Edition of Section XI Utilized for Repairs or Replacements 19 83 w/ S 1983 add.
6. Identification of Components Repaired or Replaced and Replacement Components

Name of Component	Name of Manufacturer	Manufacturer Serial No.	National Board No.	Other Identification	Year Built	Repaired, Replaced, or Replacement	ASME Code, Stamped (Yes or No)
2ea. 5/8" Bolts	N/A	N/A	N/A	SA-193-B7 ASP-10327	N/A	Replacement	NO
4ea. 5/8" Bolts	N/A	N/A	N/A	SA-193-B7 ASP-7611	N/A	Replacement	NO

7. Description of Work Removed and replaced valve PCR-40 for ISI testing, Replaced Bolts.
8. Tests Conducted: Hydrostatic ☐ Pneumatic ☐ Nominal Operating Pressure ☐
* Other ☒ Pressure _____ psi Test Temp. _____ °F

NOTE: Supplemental sheets in form of lists, sketches, or drawings may be used, provided (1) size is 8 1/2 in. x 11 in., (2) information in items 1 through 6 on this report is included on each sheet, and (3) each sheet is numbered and the number of sheets is recorded at the top of this form.

(12/82)

This Form (E00030) may be obtained from the Order Dept., ASME, 345 E. 47th St., New York, N.Y. 10017



INDIANA MICHIGAN POWER COMPANY
D. C. COOK NUCLEAR PLANT, BRIDGMAN, MI
UNIT 2 COMMERCIAL SERVICE DATE 2-1-1978
NATIONAL BOARD NUMBER 1

J.O. 628888

FORM NIS-2 (Back)

9. Remarks Installed new bolts during removal/replacement of valve PCR-40.

Applicable Manufacturer's Data Reports to be attached

* Type C Leak Test completed 12-20-88 HKM

CERTIFICATE OF COMPLIANCE

We certify that the statements made in the report are correct and this Replacement conforms to the rules of the ASME Code, Section XI. repair or replacement

Type Code Symbol Stamp N/A

Certificate of Authorization No. N/A Expiration Date N/A

Signed Gladys P. Pinner Circled P. Pinner Date 1-18, 19 89
Owner or Owner's Designee, Title

CERTIFICATE OF INSERVICE INSPECTION

I, the undersigned, holding a valid commission issued by the National Board of Boiler and Pressure Vessel Inspectors and the State or Province of Michigan and employed by Arkwright Mutual Ins. Co. of Norwood, Mass. have inspected the components described in this Owner's Report during the period 5-4-89 to —, and state that to the best of my knowledge and belief, the Owner has performed examinations and taken corrective measures described in this Owner's Report in accordance with the requirements of the ASME Code, Section XI.

By signing this certificate neither the Inspector nor his employer makes any warranty, expressed or implied, concerning the examinations and corrective measures described in this Owner's Report. Furthermore, neither the Inspector nor his employer shall be liable in any manner for any personal injury or property damage or a loss of any kind arising from or connected with this inspection.

MR. [Signature] Commissions NB 9030, Mich 555, ENR NET
Inspector's Signature National Board, State, Province, and Endorsements

Date 5-4, 19 89

* Factory Mutual Group

(12/82)

1
2
3
4
5
6
7
8
9
10
11
12
13
14
15
16
17
18
19
20
21
22
23
24
25
26
27
28
29
30
31
32
33
34
35
36
37
38
39
40
41
42
43
44
45
46
47
48
49
50
51
52
53
54
55
56
57
58
59
60
61
62
63
64
65
66
67
68
69
70
71
72
73
74
75
76
77
78
79
80
81
82
83
84
85
86
87
88
89
90
91
92
93
94
95
96
97
98
99
100

1

2

3

4

5

6

7

8

9

10

11

12

13

14

15

16

17

18

19

20

21

22

23

24

25

26

INDIANA MICHIGAN POWER COMPANY
D. C. COOK NUCLEAR PLANT, BRIDGMAN, MI
UNIT 2 COMMERCIAL SERVICE DATE 2-1-1978
NATIONAL BOARD NUMBER 1

FORM NIS-2 OWNER'S REPORT FOR REPAIRS OR REPLACEMENTS
As Required by the Provisions of the ASME Code Section XI

1. Owner INDIANA MICHIGAN POWER COMPANY Date 1-24-89
Name
P.O. Box 60 Fort Wayne, IN 46801 Sheet 1 of 2
Address
2. Plant D.C. COOK NUCLEAR POWER PLANT Unit 2
Name
One Cook Place, Bridgman, MI 49106 J.O. 018104 File# ME-URV-2-NRV-164
Address Repair Organization P.O. No., Job No., etc.
3. Work Performed by Carl Smith Type Code Symbol Stamp N/A
Name
Same as #2 Authorization No. N/A
Address Expiration Date N/A
4. Identification of System Reactor Coolant
5. (a) Applicable Construction Code ASME III 19 86 Edition, 86 Addenda, N/A Code Case
(b) Applicable Edition of Section XI Utilized for Repairs or Replacements 19 83 Summer 1983 Addenda

6. Identification of Components Repaired or Replaced and Replacement Components

Name of Component	Name of Manufacturer	Manufacturer Serial No.	National Board No.	Other Identification	Year Built	Repaired, Replaced, or Replacement	ASME Code Stamped (Yes or No)
Valve 164 THA 2-NRV-163 7-11-70							
Studs	Hardware Specialty	--	--	ASP 10347	1988	Replacement No	
Nuts	Nova Machine	--	--	ASP 10343 ASP 10340	1988	Replacement No	
	Hardware Specialty			ASP 10355	1988	Replacement No	

7. Description of Work (See Remarks)
8. Tests Conducted: Hydrostatic ☐ Pneumatic ☐ Nominal Operating Pressure ☒
Other ☐ Pressure _____ psi Test Temp. _____ °F

NOTE: Supplemental sheets in form of lists, sketches, or drawings may be used, provided (1) size is 8 1/2 in. x 11 in., (2) information in items 1 through 6 on this report is included on each sheet, and (3) each sheet is numbered and the number of sheets is recorded at the top of this form.



11-11-11



11-11-11



INDIANA MICHIGAN POWER COMPANY
D. C. COOK NUCLEAR PLANT, BRIDGMAN, MI
UNIT 2 COMMERCIAL SERVICE DATE 2-1-1978
NATIONAL BOARD NUMBER 1

Sheet 2 of 2

FORM NIS-2 (Back)

9. Remarks Unit 2 Replaced Nuts for Body to Bonnet Extension and Studs and Nuts for
Bonnet Extension to Bonnet on Valve 2-NRV-164
Applicable Manufacturer's Data Reports to be attached

Ref. J.O.# 01804 File# ME-URV-2-NRV-164 REC 12-2718

018104

OK

Code Class 1 *MM 7/11/90*

CERTIFICATE OF COMPLIANCE

We certify that the statements made in the report are correct and this replacement conforms to the rules of the
ASME Code, Section XI. repair or replacement

Type Code Symbol Stamp N/A

Certificate of Authorization No. N/A Expiration Date N/A

Signed J.B. Droste Maintenance Superintendent Date June 2, 19 85
Owner or Owner's Designee, Title

CERTIFICATE OF INSERVICE INSPECTION

I, the undersigned, holding a valid commission issued by the National Board of Boiler and Pressure Vessel Inspectors and the State
or Province of Michigan and employed by ARKWRIGHT MUTUAL INS. CO.* of
NORWOOD, MASS. have inspected the components described
in this Owner's Report during the period 3-7-89 to —, and state that
to the best of my knowledge and belief, the Owner has performed examinations and taken corrective measures described in this
Owner's Report in accordance with the requirements of the ASME Code, Section XI.

By signing this certificate neither the Inspector nor his employer makes any warranty, expressed or implied, concerning the
examinations and corrective measures described in this Owner's Report. Furthermore, neither the Inspector nor his employer
shall be liable in any manner for any personal injury or property damage or a loss of any kind arising from or connected with this
inspection.

K.B. Blake
Inspector's Signature

Commissions NB6752 Mi. 762
National Board, State, Province, and Endorsements

*FACTORY MUTUAL GROUP

Date JUNE 5 19 89

(12/82)

*NOTE M.K. Autespough INITIALED and reviewed NIS-2 changes 7/11/90 *MM 7/11/90*
NB 9030 MICH 555



INDIANA MICHIGAN POWER COMPANY
D. C. COOK NUCLEAR PLANT, BRIDGMAN, MI
UNIT 2 COMMERCIAL SERVICE DATE 2-1-1978
NATIONAL BOARD NUMBER 1

FORM NIS-2 OWNER'S REPORT FOR REPAIRS OR REPLACEMENTS
As Required by the Provisions of the ASME Code Section XI

1. Owner INDIANA MICHIGAN POWER COMPANY Date 2-17-89
Name
P.O. Box 60 Fort Wayne, IN 46801 Sheet 1 of 2
Address
2. Plant D.C. COOK NUCLEAR POWER PLANT Unit 2
Name
One Cook Place, Bridgman, MI 49106 J.O. 032602, File # ME-VAL-2-SV-104E
Address Repair Organization P.O. No., Job No., etc.
3. Work Performed by Imler, Maggard, Allenspach Type Code Symbol Stamp N/A
Name Authorization No. N/A
Same as #2 Expiration Date N/A
Address
4. Identification of System Emergency Core Cooling (RHR)
5. (a) Applicable Construction Code ASME III 19 68 Edition, S-70 Addenda, N/A Code Case
(b) Applicable Edition of Section XI Utilized for Repairs or Replacements 19 83, Summer 1983 Addenda
6. Identification of Components Repaired or Replaced and Replacement Components

Name of Component	Name of Manufacturer	Manufacturer Serial No.	National Board No.	Other Identification	Year Built	Repaired, Replaced, or Replacement	ASME Code Stamped (Yes or No)
VALVE 2-SV-104E	CROSBY VALVE	CR 6115	NA	ASP-8829	1982	REPLACEMENT	NO

7. Description of Work (See Remarks)
8. Tests Conducted: Hydrostatic ☐ Pneumatic ☐ Nominal Operating Pressure ☒
Other ☐ Pressure _____ psi Test Temp. _____ °F

NOTE: Supplemental sheets in form of lists, sketches, or drawings may be used, provided (1) size is 8½ in. x 11 in., (2) information in items 1 through 6 on this report is included on each sheet, and (3) each sheet is numbered and the number of sheets is recorded at the top of this form.



1
2
3
4
5
6
7
8
9
10
11
12
13
14
15
16
17
18
19
20
21
22
23
24
25
26
27
28
29
30
31
32
33
34
35
36
37
38
39
40
41
42
43
44
45
46
47
48
49
50
51
52
53
54
55
56
57
58
59
60
61
62
63
64
65
66
67
68
69
70
71
72
73
74
75
76
77
78
79
80
81
82
83
84
85
86
87
88
89
90
91
92
93
94
95
96
97
98
99
100

INDIANA MICHIGAN POWER COMPANY
D. C. COOK NUCLEAR PLANT, BRIDGMAN, MI
UNIT 2 COMMERCIAL SERVICE DATE 2-1-1978
NATIONAL BOARD NUMBER 1

FORM NIS-2 (Back)

9. Remarks Unit 2, REPLACED VALVE 2-SV-104E

Applicable Manufacturer's Data Reports to be attached

Ref. J.O. #032602

File: ME-VAL-2-SV-104E

ASME Class 2

CERTIFICATE OF COMPLIANCE

We certify that the statements made in the report are correct and this replacement conforms to the rules of the ASME Code, Section XI.
repair or replacement

Type Code Symbol Stamp N/ACertificate of Authorization No. N/A Expiration Date N/A

Signed T. P. Beilman, Maintenance Superintendant Date 11 August, 19 90
Owner or Owner's Designee, Title

CERTIFICATE OF INSERVICE INSPECTION

I, the undersigned, holding a valid commission issued by the National Board of Boiler and Pressure Vessel Inspectors and the State or Province of Michigan and employed by ARKWRIGHT MUTUAL INS. CO.* of NORWOOD, MASS.

3-3-87 have inspected the components described in this Owner's Report during the period 3-3-87 to —, and state that to the best of my knowledge and belief, the Owner has performed examinations and taken corrective measures described in this Owner's Report in accordance with the requirements of the ASME Code, Section XI.

By signing this certificate neither the Inspector nor his employer makes any warranty, expressed or implied, concerning the examinations and corrective measures described in this Owner's Report. Furthermore, neither the Inspector nor his employer shall be liable in any manner for any personal injury or property damage or a loss of any kind arising from or connected with this inspection.

Max Manton
Inspector's Signature

Commissions Mich 555 ENB NIT
National Board, State, Province, and Endorsements

*FACTORY MUTUAL SYSTEM

Date 8/14/ 19 90

100

101

102

103

104

105

106

107

108

109

110

111

112

113

114

115

116

117

118

119

120

121

122

123

124

125

126

127

128

INDIANA MICHIGAN POWER COMPANY
D. C. COOK NUCLEAR PLANT, BRIDGMAN, MI
UNIT 2 COMMERCIAL SERVICE DATE 2-1-1978
NATIONAL BOARD NUMBER 1

FORM NIS-2 OWNER'S REPORT FOR REPAIRS OR REPLACEMENTS
As Required by the Provisions of the ASME Code Section XI

1. Owner INDIANA MICHIGAN POWER COMPANY Date 2-17-89
Name
P.O. Box 60 Fort Wayne, IN 46801 Sheet 1 of 2
Address
2. Plant D.C. COOK NUCLEAR POWER PLANT Unit 2
Name
One Cook Place, Bridgman, MI 49106 J. O. 032641, file #ME-VAL-2-SV-104W
Address Repair Organization P.O. No., Job No., etc.
3. Work Performed by Smith, Thurston Type Code Symbol Stamp N/A
Name
Same as #2 Authorization No. N/A
Address Expiration Date N/A
4. Identification of System Emergency Core Cooling (RHR)
5. (a) Applicable Construction Code * 19 Edition, N/A Addenda, N/A Code Case
(b) Applicable Edition of Section XI Utilized for Repairs or Replacements 19 83, Summer 1983 Addenda
6. Identification of Components Repaired or Replaced and Replacement Components

Name of Component	Name of Manufacturer	Manufacturer Serial No.	National Board No.	Other Identification	Year Built	Repaired, Replaced, or Replacement	ASME Code Stamped (Yes or No)
VALVE 2-SV-104W	CROSBY VALVE	4-1	N/A	ASP-10076	1987	REPLACEMENT	NO

7. Description of Work (See Remarks)
8. Tests Conducted: Hydrostatic ☐ Pneumatic ☐ Nominal Operating Pressure ☒
Other ☐ Pressure _____ psi Test Temp. _____ °F

NOTE: Supplemental sheets in form of lists, sketches, or drawings may be used, provided (1) size is 8 1/2 in. x 11 in., (2) information in Items 1 through 6 on this report is included on each sheet, and (3) each sheet is numbered and the number of sheets is recorded at the top of this form.

(12/82) This Form (E00030) may be obtained from the Order Dept., ASME, 345 E. 47th St., New York, N.Y. 10017

* Fabricated to original design specification and examined in accordance with ASME Section XI 1983 Edition Summer 1983 addenda.



INDIANA MICHIGAN POWER COMPANY
D. C. COOK NUCLEAR PLANT, BRIDGMAN, MI
UNIT 2 COMMERCIAL SERVICE DATE 2-1-1978
NATIONAL BOARD NUMBER 1

FORM NIS-2 (Back)

9. Remarks Unit 2. REPLACED VALVE 2-SV-104W

Applicable Manufacturer's Data Reports to be attached

Ref. J.O. #032641

File: ME-VAL-2-SV-104W

ASME Class 2

CERTIFICATE OF COMPLIANCE

We certify that the statements made in the report are correct and this replacement conforms to the rules of the ASME Code, Section XI. repair or replacement

Type Code Symbol Stamp N/ACertificate of Authorization No. N/AExpiration Date N/A

Signed T. P. Beilman, Maintenance Superintendent Date 11/1/90, 19 90
Owner or Owner's Designee, Title

CERTIFICATE OF INSERVICE INSPECTION

I, the undersigned, holding a valid commission issued by the National Board of Boiler and Pressure Vessel Inspectors and the State or Province of Michigan and employed by ARKWRIGHT MUTUAL INS. CO.* of NORWOOD, MASS. have inspected the components described in this Owner's Report during the period 3/3/89 to —, and state that to the best of my knowledge and belief, the Owner has performed examinations and taken corrective measures described in this Owner's Report in accordance with the requirements of the ASME Code, Section XI.

By signing this certificate neither the Inspector nor his employer makes any warranty, expressed or implied, concerning the examinations and corrective measures described in this Owner's Report. Furthermore, neither the Inspector nor his employer shall be liable in any manner for any personal injury or property damage or a loss of any kind arising from or connected with this inspection.

M. R. Montross
Inspector's Signature

Commissions Mich 555 END N/E
National Board, State, Province, and Endorsements

*FACTORY MUTUAL SYSTEM

Date 8/14 19 90



INDIANA MICHIGAN POWER COMPANY
D. C. COOK NUCLEAR PLANT, BRIDGMAN, MI
UNIT 2 COMMERCIAL SERVICE DATE 2-1-1978
NATIONAL BOARD NUMBER 1

FORM NIS-2 OWNER'S REPORT FOR REPAIRS OR REPLACEMENTS
As Required by the Provisions of the ASME Code Section XI

1. Owner INDIANA MICHIGAN POWER COMPANY Date 2-21-89
Name
P.O. Box 60 Fort Wayne, IN 46801 Sheet 1 of 2
Address
2. Plant D.C. COOK NUCLEAR POWER PLANT Unit 2
Name
One Cook Place, Bridgman, MI 49106 J.O. #028149 File: ME-VAL-2-MRV-223
Address Repair Organization P.O. No., Job No., etc.
3. Work Performed by Larry R. Boggs Type Code Symbol Stamp N/A
Name
Same as #2 Authorization No. N/A
Address Expiration Date N/A
4. Identification of System Main Steam
5. (a) Applicable Construction Code * 19 - Edition, * Addenda, N/A Code Case
(b) Applicable Edition of Section XI Utilized for Repairs or Replacements 19 83, Summer 1983 Addenda
6. Identification of Components Repaired or Replaced and Replacement Components

Name of Component	Name of Manufacturer	Manufacturer Serial No.	National Board No.	Other Identification	Year Built	Repaired, Replaced, or Replacement	ASME Code Stamped (Yes or No)
Machining of 2-MRV-223	Fisher	N/A	N/A	N/A	N/A	Repair	No

7. Description of Work (See Remarks)
8. Tests Conducted: Hydrostatic ☐ Pneumatic ☐ Nominal Operating Pressure ☒
Other ☐ Pressure _____ psi Test Temp. _____ °F

NOTE: Supplemental sheets in form of lists, sketches, or drawings may be used, provided (1) size is 8 1/2 in. x 11 in., (2) information in items 1 through 6 on this report is included on each sheet, and (3) each sheet is numbered and the number of sheets is recorded at the top of this form.

100

100

100

100

100

INDIANA MICHIGAN POWER COMPANY
D. C. COOK NUCLEAR PLANT, BRIDGMAN, MI
UNIT 2 COMMERCIAL SERVICE DATE 2-1-1978
NATIONAL BOARD NUMBER 1

Sheet 2 of 2

FORM NIS-2 (Back)

9. Remarks Machining of lower gasket seating area on valve 2-MRV-223.

Applicable Manufacturer's Data Reports to be attached

Ref.: J.O. #028149

File: ME-VAL-2-MRV-223

CERTIFICATE OF COMPLIANCE

We certify that the statements made in the report are correct and this Repair conforms to the rules of the ASME Code, Section XI. repair or replacement

Type Code Symbol Stamp N/A

Certificate of Authorization No. N/A Expiration Date N/A

Signed J. B. Droste Maintenance Superintendent Date May 18, 1989
Owner or Owner's Designee, Title

CERTIFICATE OF INSERVICE INSPECTION

I, the undersigned, holding a valid commission issued by the National Board of Boiler and Pressure Vessel Inspectors and the State or Province of Michigan and employed by ARKWRIGHT MUTUAL INS. CO.* of NORWOOD, MASS. have inspected the components described in this Owner's Report during the period 5-21-89 to , and state that to the best of my knowledge and belief, the Owner has performed examinations and taken corrective measures described in this Owner's Report in accordance with the requirements of the ASME Code, Section XI.

By signing this certificate neither the Inspector nor his employer makes any warranty, expressed or implied, concerning the examinations and corrective measures described in this Owner's Report. Furthermore, neither the Inspector nor his employer shall be liable in any manner for any personal injury or property damage or a loss of any kind arising from or connected with this inspection.

[Signature] Commissions 1029030 Mich MASS, ENR NPS
Inspector's Signature National Board, State, Province, and Endorsements

Date 5-19 19 89

*FACTORY MUTUAL GROUP

