

ROCHESTER GAS AND ELECTRIC CORPORATION
R.E. GINNA NUCLEAR POWER PLANT

Revision 19 to:

Quality Assurance Program for
Station Operation

DOCKET NO. 50-244

December, 1993

9401110034 931228
PDR ADDCK 05000244
PDR

TABLE OF CONTENTS

<u>Section</u>	<u>Title</u>	<u>Page</u>
	QUALITY ASSURANCE PROGRAM FOR STATION OPERATION	
1.	Quality Assurance Program	1
2.	Organization	4
3.	Design Control	10
4.	Procurement Document Control	13
5.	Instructions, Procedures and Drawings	14
6.	Document Control	16
7.	Control of Purchased Material, Equipment and Services	18
8.	Identification and Control of Materials, Parts and Components	22
9.	Control of Special Processes	23
10.	Inspection	24
11.	Test Control	25
12.	Control of Measuring and Test Equipment	27
13.	Handling, Storage and Shipping	28
14.	Inspection, Test and Operating Status	29
15.	Nonconforming Materials, Parts and Components	30
16.	Corrective Action	31
17.	Quality Assurance Records	33
18.	Audits	34

LIST OF TABLES

<u>Table Number</u>	<u>Title</u>	<u>Page</u>
1-1	Quality Assurance Program Procedures Subject Listing	37
4-1	Procurement Document Requirements	58
18-1	Audit List	59

LIST OF FIGURES

<u>Figure Number</u>	<u>Title</u>	<u>Page</u>
2-1	Management Organization	63
2-2	Quality Performance Organization	64
2-3	Nuclear Production Division Organization	65
2-4	Gas and Electric Distribution Division Organization	66
2-5	Technical Services Division Organization	67
2-6	Ginna Station Review and Audits Functions	68



QUALITY ASSURANCE PROGRAM FOR STATION OPERATION

1. Quality Assurance Program

The Quality Assurance Program has been developed by the Rochester Gas and Electric Corporation to assure safe and reliable operation of the R. E. Ginna Nuclear Power Plant. This program applies to all activities affecting the safety related functions of the structures, systems, and components that prevent or mitigate the consequences of postulated accidents that could cause undue risk to the health and safety of the public. These quality affecting activities include operation, maintenance, repair, inservice inspection, procurement, refueling, modification, test and inspection. In addition, the Quality Assurance Program applies to the activities associated with the packaging of licensed radioactive materials to be shipped in accordance with 10CFR Part 71 excluding fabrication and design of shipping casks.

The basic Rochester Gas and Electric Corporation quality assurance policy is established by the Chairman of the Board, President and Chief Executive Officer. This policy is implemented under the overall direction of the Senior Vice President, Production and Engineering through the: Department Manager, Quality Performance; Vice President-Ginna Nuclear Production; the Plant Manager-Ginna Station; Division Manager-Technical Services and Chief Engineer; and heads of other supporting departments.

The program is governed by a Ginna Station Quality Assurance Manual which contains the requirements and assignment of responsibilities for implementation of the program. The manual is prepared, reviewed, and maintained by Quality Performance and approved by the Senior Vice President, Production and Engineering.

The program is implemented through Quality Assurance/Quality Control, Ginna Station, Nuclear Engineering Services, Production Division Training, Materials Engineering and Inspection Services, Gas and Electric Distribution Division, and Purchasing procedures. These procedures are prepared, approved and maintained by the responsible organization and reviewed by Quality Performance. In addition to its procedure review, Quality Performance assures procedure adequacy through audits and surveillances of a sample of procedures in use. These procedures are reviewed for adequacy at least once every two years by the responsible organization. Table 1-1 provides a listing of the subjects



and a short description of the subject matter which is contained in each procedure.

Organizational interfaces are defined and controlled by sections of the Quality Assurance Manual. Organizational responsibilities are described in Section 2.

The Quality Assurance Program covers all existing Seismic Category I and Class 1E structures, systems, and components, including their foundations and supports. Activities affecting the quality of these structures, systems, and components are controlled to an extent consistent with their safety significance. A detailed listing of the structures, systems and components covered by the Quality Assurance Program and based on Section 3.2 of the Updated Final Safety Analysis Report, is contained in a controlled database. The criteria for determining if the quality assurance program applies are reviewed by Quality Performance.

Details of the water-and-steam-containing system boundaries are contained on system flow drawings.

Modifications or additions to existing structures, systems, and components are designated the same seismic classification as the existing system. New structures, systems, and components are designated a seismic classification in accordance with the guidelines in USNRC Regulatory Guide 1.29, Revision 3.

Supervisory personnel are indoctrinated in quality assurance policies, manuals, and procedures to assure they understand that these are mandatory requirements which must be implemented and enforced. Personnel responsible for performing activities affecting quality are trained and indoctrinated in the requirements, purpose, scope, and implementation of applicable quality related program manuals and procedures. Refresher sessions are held periodically. Retraining may be required whenever a new procedure is issued or a major revision is made to an existing procedure. Training of personnel not in the Quality Performance organization is the responsibility of each department performing an activity affecting quality. Quality Performance assists in establishing training requirements and assures that personnel are trained by auditing training.

In addition to training in quality assurance, each department conducts training, including on-the-job training, to the extent necessary to assure that personnel are

qualified for their primary work assignments.

The Vice President, Ginna Nuclear Production is responsible for the formal training, qualification, licensing, and re-qualification of operators, as necessary. As appropriate, personnel granted unescorted access to Ginna Station are trained in radiation protection, plant safety and security.

The Nuclear Safety Audit and Review Board is required to review the status and adequacy of the Quality Assurance Program at least once every two years to assure that it is meaningful and is effectively complying with corporate policy and 10CFR50, Appendix B. This review consists of audits or a review equivalent to an audit performed by company personnel or outside organizations.

The Quality Assurance Program is designed to meet the requirements of Title 10 of the Code of Federal Regulations, Part 50, Appendix B, "Quality Assurance Criteria for Nuclear Power Plants." The program conforms to the following NRC Regulatory Guides and ANSI Standards:

- a. NRC Regulatory Guide 1.8, Revision 1, "Personnel Selection and Training".
- b. NRC Regulatory Guide 1.28, Revision 2, "Quality Assurance Program Requirements (Design and Construction)".
- c. AEC Regulatory Guide 1.30, Revision 0, "Quality Assurance Requirements for the Installation, Inspection, and Testing of Instrumentation and Electric Equipment".
- d. AEC Regulatory Guide 1.33, Revision 0, "Quality Assurance Program Requirements (Operation)," and regulatory staff comments and supplementary guidance contained in the document entitled "Guidance on Quality Assurance Requirements During the Operations Phase of Nuclear Power Plants", Revision 0 dated October 1973 (Orange Book - Revision 0)
- e. AEC Regulatory Guide 1.37, Revision 0, "Quality Assurance Requirements for Cleaning of Fluid Systems and Associated Components of Water-Cooled Nuclear Power Plants".
- f. NRC Regulatory Guide 1.38, Revision 2, "Quality



Assurance Requirements for Packaging, Shipping, Receiving, Storage, and Handling of Items for Water-Cooled Nuclear Power Plants".

- g. NRC Regulatory Guide 1.39, Revision 2, "Housekeeping Requirements for Water-Cooled Nuclear Power Plants".
- h. NRC Regulatory Guide 1.58, Revision 1, "Qualification of Nuclear Power Plant Inspection, Examination and Testing Personnel".
- i. NRC Regulatory Guide 1.64, Revision 1, "Quality Assurance Requirements for the Design of Nuclear Power Plants."
- j. NRC Regulatory Guide 1.74, Revision 0, "Quality Assurance Terms and Definitions".
- k. NRC Regulatory Guide 1.88, Revision 2, "Collection, Storage and Maintenance of Nuclear Power Plant Records".
- l. NRC Regulatory Guide 1.116, Revision 0-R, "Quality Assurance Requirements for Installation, Inspection, and Testing of Mechanical Equipment and Systems".
- m. NRC Regulatory Guide 1.123, Revision 1, "Quality Assurance Requirements for Control of Procurement of Items and Services for Nuclear Power Plants".
- n. NRC Regulatory Guide 1.144, Revision 1, "Auditing of Quality Assurance Programs for Nuclear Power Plants" except that supplier audit frequencies and performance evaluations are as described in the Quality Assurance Manual.
- o. NRC Regulatory Guide 1.146, Revision 0, "Qualification of Quality Assurance Program Audit Personnel for Nuclear Power Plants".

2. Organization

The major organizations participating in the Quality Assurance Program are Purchasing, Technical Services, Ginna Nuclear Production, Gas and Electric Distribution Division, Quality Performance, the Plant Operations Review Committee, and the Nuclear Safety Audit and Review Board. Figure 2-1 is an organizational chart showing these organizations and



their relationship to the corporate organization.

Positions responsible for the principal elements of the quality assurance program are:

Chairman of the Board, President and Chief Executive Officer
Senior Vice President, Production and Engineering
Vice President, Ginna Nuclear Production
Division Manager, Technical Services and Chief Engineer
Department Manager, Nuclear Engineering Services
Department Manager, Quality Performance
Manager, Quality Assurance
Manager, Production and Engineering Systems
Department Manager and Purchasing Agent, Materials Management
Plant Manager, Ginna Station
Superintendent, Ginna Support Services
Superintendent, Ginna Production
Department Manager, Production Division Training
Manager, Nuclear Assurance
Division Manager, Systems Engineering and Design
Division Manager, Rochester Construction and Maintenance
Department Manager, Distributive Information Systems Support
Manager, Materials Engineering and Inspection Services

In addition to the above individuals, two advisory groups are utilized to review and audit plant operations. These groups are the Plant Operations Review Committee and the Nuclear Safety Audit and Review Board. The Plant Operations Review Committee acts in an advisory capacity to the Plant Manager, Ginna Station and the Nuclear Safety Audit and Review Board advises the Senior Vice President, Production and Engineering. The qualifications of members and the responsibilities of these organizations are described in Section 6.0, Technical Specifications, Appendix A to the Full Term Operating License No. DPR-18.

The Chairman of the Board, President and Chief Executive Officer of the Rochester Gas and Electric Corporation directed the establishment of the Quality Assurance Program and issued the governing policy statement. He has established the Nuclear Safety Audit and Review Board to review and audit plant operations. The Chairman of the Nuclear Safety Audit and Review Board is responsible to the Chairman of the Board, President and Chief Executive Officer

on all activities of the Nuclear Safety Audit and Review Board.

The Senior Vice President, Production and Engineering reports to the Chairman of the Board, President and Chief Executive Officer and has corporate responsibility for operation of Ginna Station in accordance with applicable regulatory requirements. In addition, he has overall responsibility and authority for directing the Quality Assurance Program and shall be responsible for the approval of the Quality Assurance Manual. He is responsible for establishing the policies and requirements necessary to assure safe and reliable operation of Ginna Station. He is also responsible for those items delineated in Section 6.0, Technical Specifications.

The Vice President, Ginna Nuclear Production is responsible to the Senior Vice President, Production and Engineering for directing Ginna Nuclear Production activities and those support activities associated with Nuclear Engineering Services, Production Division Training, and Corporate Radiation Protection.

The Plant Manager, Ginna Station is responsible to the Vice President, Ginna Nuclear Production for the overall on-site safe operation of Ginna Station. He is responsible for: the performance of all Ginna Station quality affecting activities in accordance with the requirements of the quality assurance program; providing qualified personnel to perform these activities in accordance with approved drawings, specifications, and procedures; those items delineated in Section 6.0, Technical Specifications; and assuring that significant conditions adverse to quality are identified and corrected.

The Superintendent, Support Services reports to the Plant Manager, Ginna Station and is primarily responsible for the performance of plant maintenance and scheduling activities in compliance with the requirements of the Quality Assurance Program.

The Superintendent, Ginna Production reports to the Plant Manager, Ginna Station, and is responsible for operations, health physics and chemistry, refueling, minor and temporary modifications, fire protection, results and tests, Ginna computer systems, technical engineering and surveillance testing in compliance with the requirements of the quality assurance program.

The Plant Manager, Ginna Station and Superintendents are assisted by other designated staff members, Figure 2-3, in the implementation of certain Quality Assurance Program requirements at the plant. These staff members are assigned responsibility for testing, procurement, storage of material and equipment, operation and test status control, calibration and control of measuring and test equipment, operating experience assessment, maintenance of material handling equipment, and control of all activities involving operation, maintenance, repair, refueling and modification.

The Department Manager, Production Division Training is responsible to the Vice President, Ginna Nuclear Production for maintaining and implementing an Institute of Nuclear Power Operations accredited training program and, in conjunction with Materials Engineering and Inspection Services, for providing trained and qualified welders, riggers and crane operators to support nuclear related activities.

The Department Manager, Nuclear Engineering Services is responsible to the Vice President, Ginna Nuclear Production for designing and constructing major modifications in accordance with applicable design bases, regulatory requirements, codes and standards and for nuclear fuel management. As requested by Ginna Station, he is responsible for reviewing unique maintenance and repair procedures for major equipment and providing technical support. He is also responsible for tracking and preparing corrective action report and commitment action tracking report summaries.

The Division Manager, Technical Services and Chief Engineer is responsible to the Senior Vice President, Production and Engineering for directing activities in support of Ginna Station. These activities include long range planning for low level radwaste disposal strategies, personnel support for Ginna Station maintenance activities, records retention, document control, chemistry and environmental requirements support.

The Manager, Production and Engineering Systems is responsible to the Division Manager, Technical Services and Chief Engineer for providing records management and document control support services for nuclear related activities.

The Department Manager, Quality Performance is responsible to the Senior Vice President, Production and Engineering for



establishing the overall Quality Assurance Program. He is responsible for assuring that all planned and systematic actions necessary to provide adequate confidence that Ginna Station will operate safely and reliably are established and followed. He provides management with objective information concerning quality, independent of the individual or group directly responsible for performing the specific activity. He has the authority and organizational freedom to assure all necessary quality activities are performed. In addition, he is responsible for special processes and the inservice inspection program. He is responsible for maintaining a staff, Figure 2-2, for the conduct of staff training and for directing its activities. The staff assists in the preparation and maintenance of the Quality Assurance Manual and applicable corrective action report summaries.

The Manager, Quality Assurance reports to the Department Manager, Quality Performance. He and the Quality Assurance Staff are responsible for formulating corporate quality assurance policy and for assuring its implementation. This includes writing Quality Assurance policies, assuring that the program satisfies the requirements of 10CFR50, Appendix B, and for maintaining the total program up to date. The Manager, Quality Assurance is also responsible for establishing and implementing a comprehensive audit and surveillance program, as well as reviewing administrative procedures of the organizations participating in the Quality Assurance Program. The staff is also responsible for auditing and surveillance of aspects of the Quality Assurance Program. They are responsible for assuring that proper codes, standards, and quality requirements are specified in design, procurement and installation documents. They are responsible for assuring that the suppliers of safety-related material, equipment and services are properly qualified, maintaining a listing of qualified suppliers and for conducting audits and surveillances at these suppliers' facilities. In addition, the staff assists the Manager, Quality Assurance, in the preparation of the audit schedule and audit status reports.

The Manager, Quality Assurance is a graduate engineer with at least six years of responsible experience, of which at least two years are in quality assurance and at least three years in the design or operation of nuclear power plants.

The Manager, Materials Engineering and Inspection Services is responsible to the Department Manager, Quality

Performance for the development and qualification of procedures utilized for special processes. He is responsible for providing functional guidance and direction for those methods. He is responsible for establishing the Inservice Inspection Program and for coordinating changes thereto. He is also responsible for the routine maintenance of lifting and handling equipment and for the testing and evaluation of Ginna Station materials. He is responsible for supporting training and qualification of welders, riggers and crane operators.

The Manager, Nuclear Assurance reports to the Department Manager, Quality Performance and is responsible for assuring that station activities affecting quality are prescribed and carried out in accordance with approved drawings, specifications, and procedures. He is a member of the Plant Operations Review Committee and delegates the day to day quality assurance and quality control planning and work monitoring responsibilities to his staff of Quality Control Engineers, Foreman and QC Inspectors. The Quality Control Engineers are responsible for the review of design and installation documents and for the review of plant procedures which involve maintenance, repair, refueling, modification, and testing. Nuclear Assurance is responsible for assuring performance of verification inspection activities and assuring that inspection requirements are included in approved procedures and work packages. This includes the receipt inspection of incoming materials, parts and components and the processing of nonconformance reports. The Nuclear Assurance Quality Control Inspectors also perform compliance oriented surveillance of nuclear related activities.

The Department Manager and Purchasing Agent, Materials Management is responsible for the procurement of materials, services, and components, from qualified suppliers, in accordance with applicable commercial, technical, and quality requirements.

The Division Manager, Rochester Construction and Maintenance is responsible for providing a staff, Figure 2-4, to perform routine maintenance and testing services for Ginna Station meters and relays. He is also responsible for providing laboratory testing of some electrical equipment and devices.

The Division Manager, System Engineering and Design is responsible for providing a staff, Figure 2-4, to perform relay engineering services. He is responsible for design,

modification and construction activities at Station 13A and for supporting the Nuclear Engineering Services design and construction activities at Ginna. He is also responsible for coordinating and for providing support documentation for any design modifications initiated within the Gas and Electric Distribution Division.

The Department Manager, Distributive Information Systems Support is responsible for supporting interdepartmental communications.

3. Design Control

Design activities are performed by Rochester Gas and Electric Corporation personnel or are subcontracted to organizations providing services to Rochester Gas and Electric.

Nuclear Engineering Services is responsible for the design and control of design activities (including design interfaces) for major modifications of structures, systems or components.

Augmenting this effort is the design and technical support provided by the System Engineering and Design Division for the systems and equipment, which Gas and Electric Distribution Division is responsible for maintaining. In this regard they support Nuclear Engineering Services for design of safety related modifications.

Ginna Station is responsible for the design and control of design activities for Minor modifications of structures, systems, or components. Ginna Station is also responsible for classifying station originated modifications as either Major or Minor. Nuclear Engineering Services reviews and concurs with modifications being classified as Minor. Minor modifications typically involve (1) component changes which involve vendor design and are limited to the extent that the change does not impact existing performance requirements, (2) additions within Seismic Category I buildings which perform no safety functions and which neither interface with Seismic Category I or Class 1E items nor whose failure could reduce the functioning of any safety related component required for safe shutdown of the plant to an unacceptable level, (3) changes to a safety related system determined not to be major (e.g., vents, drains, alarms, indicating lights, etc.).

Design control is implemented by means of procedures which include: design considerations, design review requirements; internal and external interface control considerations; design document review, approval, distribution, control, and revision requirements; and corrective action. Design considerations include, as appropriate: physics, stress, materials, thermal, hydraulic, radiation and accident analyses; appropriate design bases, codes, standards and regulations; acceptability for operation, maintenance and repair; acceptance and rejection criteria; and quality standards and other quality assurance requirements. Design verification utilizes various methods such as formal design reviews, alternate calculations, or tests, as appropriate, to assure the adequacy of the design.

The design of plant modifications is verified by an engineer other than the one who performed the original design. For Major modification design, this may be done by Nuclear Engineering Services design engineers or consulting engineers as requested. For Minor modification station design, this may be done by Ginna Station, Nuclear Engineering Services design engineers or consulting engineers, as appropriate.

Spare or replacement parts must at least meet the original equipment's technical and quality requirements. For plant modifications, standard, "off-the-shelf", commercial or previously approved materials, parts, and equipment are selected and reviewed for suitability of application by a design engineer.

Changes to a modification design are normally reviewed and approved in accordance with the same procedures as the original modification design. Supplemental procedures are established for the review and approval of field changes. In general, design changes including field changes, are reviewed and approved by the organizations or individuals that performed, reviewed and approved the original design. Where this is not practical, other responsible design organizations or individuals are designated, provided they have access to pertinent background information and are competent in the specific design area.

Design verification and field change systems are methods utilized to detect, document and correct design process errors and deficiencies. In addition, the corrective action system, described in Section 16, is utilized to control and document corrective action to preclude recurrence of those

design process errors and deficiencies which are considered to be a significant condition adverse to quality.

Quality Assurance is responsible for assuring that design control procedures, whether the work is done by Rochester Gas and Electric or by other organizations, are prepared and implemented and incorporate appropriate design control practices, checks, and reviews. Design control procedures are reviewed to assure that an independent verification is performed.

Production and Engineering Systems, Nuclear Engineering Services and Ginna Station are responsible for establishing measures for the proper control of design documents and revisions thereto, to assure that distribution is to responsible individuals and in a timely manner to prevent inadvertent use of superseded design information. The measures include the use of document revision levels, document transmittals, release stamps, field change request forms and distribution lists.

Design documents are collected, stored, and maintained in accordance with Section 6 and 17, as appropriate. Design documents include design criteria, analyses, specifications, drawings, design review records, and changes thereto.

Quality Performance, through preparation assistance and/or review, assure the proper inclusion of quality standards in the design of major and minor modifications. Quality Performance is also responsible for assuring that adequate test, examination and inspection requirements are included in specifications. The Manager, Quality Assurance reviews and approves any deviations from quality standards when they occur.

Plant modifications are controlled by means of applicable Ginna Station, Nuclear Engineering Services, Gas and Electric Distribution Division, Materials Engineering and Inspection Services, Production Division Training and Quality Assurance/Quality Control procedures. These procedures provide for the preparation, review, and approval of design documents, safety analyses, and plant modification procedures. Plant modifications are reviewed by the Plant Operations Review Committee and Nuclear Safety Audit and Review Board as required by Section 6.0, Technical Specifications.

4. Procurement Document Control

Procurement document control applies to the control of procurement documents for materials, parts, components, and services required to perform quality affecting activities. Such documents may be prepared by Rochester Gas and Electric or by a contractor and include purchase requisitions, purchase orders, service agreements, contracts, specifications, and drawings.

Procurement of materials, parts, components, and services is initiated by department staff personnel. Procurement procedures require that organizations preparing procurement documents consider and include, as appropriate, the items listed in Table 4-1.

Procurement documents, including those requesting spare or replacement parts, initiated at Ginna Station are reviewed by Quality Performance and approved by the designated Ginna Station supervision. Procurement documents initiated in Nuclear Engineering Services, Materials Engineering and Inspection Services, Gas and Electric Distribution Division and Quality Assurance/Quality Control are reviewed by Quality Performance and approved by designated departmental supervision.

Evidence of review and approval of procurement documents is recorded on the documents and identifies to Purchasing a procurement method which will ensure that the selected supplier is capable of providing the item or service in accordance with the requirements of the procurement documents. Considerations used in selecting a supplier and for determining the corresponding procurement method are described in Section 7.

After purchase requisitions, service agreements, contracts, specifications, and drawings have received the required reviews and approvals, a purchase order is issued by Purchasing to the selected supplier and controlled as described in Section 7. These documents are maintained by Purchasing, by the originating department, and/or by the receiving locations, as appropriate, until procurement is completed.

Under no circumstances are purchasing requirements altered (except for quantity or pricing) during order placement unless review and concurrence is obtained from those who were required to review, concur with, and approve the

original documents as described above. Changes or revisions to procurement documents are subject to the same review and approval requirements as the original documents.

Originating department technical review of procurement documents includes verification of applicable regulatory, code and design requirements. Quality Performance review of the above includes checks to verify proper inclusion of the quality standards, quality assurance program requirements, method of procurement and the applicable acceptance criteria. Ginna Station reviews procurement documents for spare or replacement parts to determine similarity, compatibility, and acceptance criteria of the original design. Quality Performance also reviews procurement documents for spare or replacement parts for adequacy of the quality requirements.

5. Instructions, Procedures, and Drawings

Each Rochester Gas and Electric company organization, involved in quality related activities, is responsible for developing, reviewing, approving, and implementing procedures as required to implement the Quality Assurance Program. These procedures cover activities such as document control, training of personnel, and responsibilities and duties of personnel. Quality Performance reviews these procedures for inclusion of quality assurance program requirements. Table 1-1 provides a summary of the subject matter contained in the procedures which are used to implement the quality assurance program. Procurement documents require suppliers and contractors to have appropriate instructions, procedures, specifications, and drawings.

Ginna Station is responsible for providing and implementing instructions and procedures associated with operation, maintenance, repair, in-service inspection, refueling, procurement, modification and testing. This includes instructions and procedures listed in USAEC Regulatory Guide 1.33 for administrative control; general plant operation; startup, operation, and shutdown of safety related systems; correction of abnormal, off normal, or alarm conditions; response to emergencies and other significant events; radioactivity control; control of measuring and test equipment; chemical and radiochemical control; and fuel handling and refueling. Ginna Station is responsible for appropriate changes to such documents upon receipt of regulatory directives, instructions from



Rochester Gas and Electric management, or the completion of plant modifications. Ginna Station is also responsible for the preparation and issuance of those minor modification design documents not provided by Nuclear Engineering Services or the equipment supplier.

Gas and Electric Distribution Division is responsible for the preparation and implementation of relay inspection and testing procedures as required to direct detailed inspections and testing activities for which they are responsible. Gas and Electric Distribution Division also assists in the preparation of routine relay maintenance and testing procedures used by their personnel in the annual Ginna Station protective relay surveillance program.

Nuclear Engineering Services is responsible for providing approved specifications and drawings for major modifications and for minor modifications when necessary. These documents require those performing the work to obtain, understand, and comply with appropriate procedures, specifications and drawings. Engineering has established procedures for revising drawings and specifications. These procedures cover updating of as-built drawings after plant modifications and the revision, approval, distribution, and control of all drawings and specifications.

Quality Performance is responsible for: preparing and implementing inspection procedures utilized for detailed inspection activities for Ginna Station; providing and implementing procedures for audit and surveillance related activities; and providing and implementing instructions and procedures associated with special processes, routine maintenance and inspection of cranes and handling equipment as well as materials testing and inservice inspection.

Persons preparing, reviewing and approving documents are responsible for assuring that specifications, instructions, procedures, and drawings include appropriate quantitative or qualitative acceptance criteria for determining that important activities have been satisfactorily accomplished and assuring that the documents are kept current.

Indoctrination and training of personnel is provided by the responsible organizations to ensure that quality affecting activities are conducted in accordance with established documents. In addition, Quality Performance department assessment as described in Section 10 and Section 18 are used to verify that commitments are being addressed and



quality affecting activities are being performed in accordance with approved instructions, procedures and drawings.

6. Document Control

Procedures are established to control the issuance of procedures, instructions, drawings, and specifications. Standard document control requirements are contained in the Quality Assurance Manual. The Plant Manager, Ginna Station is responsible for the control of all documents issued by Ginna Station personnel. Gas and Electric Distribution Division and Production Division Training are responsible for the control of documents issued by their respective organizations. Production and Engineering Systems controls the distribution of controlled manuals issued for the other organizations performing activities which implement this Quality Assurance Program (Table 1-1). Each organization controlling documents has a separate procedure to control documents in accordance with the requirements of the Quality Assurance Manual.

The Quality Assurance Manual designates responsibilities and defines requirements for the preparation, review and approval of documents. Each department responsible for an activity is responsible for providing the necessary review and approval of instructions, procedures or drawings to assure that they are adequate, and include appropriate qualitative and quantitative requirements. Nuclear Assurance Quality Control representatives, who are assigned to support departmental maintenance, repair, refueling and modification activities, are responsible for reviewing, prior to use; governing procedures to assure quality assurance requirements are included. The Plant Operations Review Committee has the responsibility for reviewing Ginna Station procedures prior to their approval as required by Section 6.0, Technical Specifications. Detailed inspection, test and examination procedures used by qualified personnel require the review and concurrence of the responsible technical person associated with that activity. Ginna Station, Nuclear Engineering Services, Material Engineering and Inspection Services, Purchasing, Production Division Training and Gas and Electric Distribution Division quality assurance implementing procedures (Table 1-1) require the review of Quality Performance and the approval of the appropriate department supervisor.

Quality Assurance/Quality Control procedures are approved by

the Department Manager, Quality Performance or designee.

The Quality Assurance Manual requires that documents be controlled as appropriate, considering the type of document involved, its importance to safety, and the intended use of the document. It identifies the difference between controlled and uncontrolled copies of the same document; includes the method for identifying holders of controlled copies; requires that only controlled copies of a document be used for official purposes; requires that lists of effective revisions be issued periodically; requires lists of document holders to be maintained by the distributors; and requires that distributors transmit controlled documents using approved forms internally and externally.

Types of documents which are controlled include Technical Specifications, UFSAR, Quality Assurance Manual, procedures (such as engineering, purchasing, repair, maintenance, test, calibration, fuel handling, modification, and administrative), specifications and drawings. Suppliers of materials, equipment, and services under an approved 10CFR50 Appendix B supplier quality assurance program are required in procurement documents to provide for control of documents, including manufacturing, inspection and testing instructions.

The Quality Assurance Manual further requires that each organization provide in its procedures for measures: to assure that documents are available when required; to properly review and approve documents such as procedures, instructions, specifications and drawings to provide the same reviews and approvals for changes to documents as was required of the original document; to require that organizations which review and approve documents have access to pertinent information and adequate knowledge of the original document intent; to assure that approved changes are promptly transmitted for incorporation into documents; and to assure that obsolete or superseded documents are eliminated from the system and not used.

Quality Performance is responsible for review and concurrence of procurement documents for all procuring organizations and, therefore, procurement document control requirements.

Quality Performance is responsible for review and assessment of document control systems to assure adequate systems are implemented.



7. Control of Purchased Material, Equipment, and Services

Procurement documents, supplier selection, planning for item or service acceptance, control of supplier performance and acceptance of items and services are five major means used in controlling purchased material, equipment and services. All procurement is conducted in accordance with procurement documents as stated in Section 4. All reviews, inspections, surveillances, and audits are conducted by personnel who are competent in establishing whether or not a supplier is capable of providing acceptable, quality products.

Procurement planning by the procuring organizations consists of determining the methods to be used for acceptance of the item or service and the requirements for control of the supplier performance. Source inspection (surveillance), certificate of conformance, receipt inspection and post installation test are methods which are considered for item acceptance. Receipt inspection is utilized in the acceptance of all items. In lieu of these methods, acceptance of services is based on either or a combination of: (1) surveillance of the activity and (2) review of objective evidence for conformance to the procurement document requirements (i.e. certifications, stress reports etc.). The extent of the acceptance methods and associated verification activities will vary depending upon the relative importance and complexity of the purchased item or service and the supplier's past performance.

Consideration for the control of supplier performance includes the necessity for document submittals or surveillance, and under what situation the supplier is to report nonconformances.

Results of the planning are incorporated in the procurement documents.

Selection of a supplier is based on the evaluation of its capability to provide the item or services in accordance with the requirements of the procurement documents. The evaluation, which is accomplished during procurement planning, determines the necessity for the supplier selection to be made from the approved suppliers list. Purchasing utilizes the approved suppliers list as the selection source for those suppliers found to have a satisfactory quality assurance program. The evaluation guidelines for source selection considers the item complexity, method(s) of acceptance and for a replacement

item, whether the source is to be restricted to the original supplier. For engineered and off-the-shelf items procured from suppliers required to have a quality assurance program, supplier selection is made from the approved suppliers lists or one who is in the process of being added to a list, after having its capability evaluated to purchaser satisfaction. Items or services, which meet industry standards and are typically utilized in applications other than nuclear, may be purchased from suppliers not listed on the approved suppliers list, provided that item acceptance can be based on acceptance of standard commercial quality which is supplemented, as necessary, with source surveillance, pre- or post-installation tests, receipt tests, commercial supplier test reports, commercial supplier certificates, or receipt inspection. Items or services which have nuclear quality requirements which normally require the supplier to implement a quality assurance program but for which no such supplier can be practicably utilized may also be purchased from suppliers not listed on the approved suppliers list, provided that verification of nuclear quality can be accomplished by methods such as source surveillance, pre- or post-installation tests, receipt tests, supplier test reports, supplier certificates, or receipt inspection as approved by Quality Assurance. Departmental procedures establish guidelines for source selection evaluations and for documenting the results through indication of the corresponding procurement method. The purchase requisition will also identify the source when replacement parts are to be procured from the original equipment supplier.

Addition of a supplier to the approved suppliers list is based on satisfactory evaluation of the supplier's quality assurance program by Quality Assurance.

For engineered items, Nuclear Engineering Services or Ginna Station are responsible for evaluating the overall design or manufacturing capability of the supplier including his particular technical ability to produce the design, service, item, or component delineated in the procurement documents. As part of this review, the supplier's design capabilities, machinery capabilities, handling capabilities, testing facilities, service capabilities, and experience are reviewed.

Quality Assurance is responsible for evaluating the supplier's overall quality assurance organization and program in accordance with applicable codes, standards, applicable parts of 10CFR50 Appendix B, and Rochester Gas

and Electric Corporation requirements. The review includes consideration of: company organization, quality assurance personnel qualifications, review and control of design documents, manufacturing procedures, quality assurance procedures, calibration practices, acceptance criteria, required quality assurance records and their retention, and quality assurance requirements and controls imposed by the supplier on his subcontractors. Supplier evaluation is conducted by means of procedures or checklists which identify applicable regulatory or code quality assurance requirements.

Ginna Station, Quality Performance and Gas and Electric Distribution Division evaluate the suppliers of inspection, test, and calibration services which they intend to use.

The departments responsible for performing supplier evaluations shall document their results in reports which discuss areas investigated, findings, and conclusions.

Measures are established by Nuclear Engineering Services, Ginna Station and Quality Assurance to control supplier performance for engineered items. These measures typically include the processing of change information, surveillance of supplier activities and the control of documents exchanged with the supplier. In addition, each department procuring off-the-shelf items or services establishes similar measures for the control of supplier performance. With the exception of processing change information, the need for and applicable extent of purchaser controls of the supplier are determined during procurement planning.

Quality Assurance is responsible for determining and documenting the degree of supplier surveillance (including review, inspection, or audit) required during design, fabrication, inspection, testing, and shipping, and for providing the required surveillance. The objective of supplier surveillance is to provide a sampling review of the supplier's quality assurance program implementation and of product conformance with respect to the purchase order requirements. For complex engineered items, Quality Assurance and Nuclear Engineering Services are responsible for joint development of surveillance plans in advance of surveillance trips to identify areas to be reviewed.

The results of the surveillance trip are documented by means of inspection sheets or trip reports which are distributed to the Manager, Quality Assurance, and the department which



initiated the procurement. When a deviation from purchase order requirements is noted, the Quality Assurance representative has the authority to inform the vendor that a particular item is unacceptable, to issue a nonconformance report or to stop work, if necessary.

Quality Performance is responsible for surveillance of Ginna Station site contractors to assure that they meet all technical and quality requirements. The reporting and documenting of contractor surveillance is managed in a manner similar to supplier surveillance.

The verification methods for the acceptance of items and services are specified on the attached procurement control form during procurement planning and the purchase requisition preparation.

Department supervision is responsible for receiving and storing items pending their acceptance. Upon receipt, the department stockkeeper logs the item, places a "hold" tag on the item, and notifies Quality Performance that the item has arrived.

Quality Performance is responsible for receipt inspection at Ginna Station upon delivery of items and associated services for maintenance, repair, modification, and refueling. This inspection includes the use of written procedures or checklists to verify that the items and services conform to the procurement documents (if this has not been performed by source inspections) and that documentary evidence of conformance is available at the plant prior to installation or use. Documentary evidence sufficient to identify the codes, standards or specifications met by the purchased material, equipment, and services is retained. In the event a final source inspection for the acceptance is conducted prior to receipt by RG&E, Quality Performance performs an inspection for shipping damage or lost parts and a document check to assure that the required documentation has been reviewed and is complete. A receiving inspection checklist is completed for all items received to document the extent of the inspection performed, including the documents checked, and the inspection results.

If the item and documentation are adequate, Quality Performance labels the item as "Accepted", files the documentation and receipt inspection results, and releases the item for storage or use. If the item is nonconforming or the documentation is unsatisfactory, Quality Performance

initiates controls on the item in accordance with Section 15.

All items issued must bear an acceptance tag or label and have documentation to support the acceptability of the item. In the event the traceability is lost or the documentation review is unsatisfactory, the item becomes nonconforming and may not be released for use.

8. Identification and Control of Materials, Parts, and Components

The identification and control of materials, parts, and components is accomplished in accordance with written requirements and applies to material, parts, or components in any stage of fabrication, storage, or installation. Identification and control requirements are established by either an existing procedure or requirements documents which are prepared during the planning stages of a project. The identification and control requirements cover items such as: traceability to associated documents such as drawings, specifications, purchase orders, manufacturing test data and inspection documents, and physical and chemical mill test reports; specification of the degree of identification to preclude a degradation of the item's functional capability or quality; and the proper identification of materials, parts, and components prior to release for manufacturing, shipping, construction, and installation.

Nuclear Engineering Services, Ginna Station and Quality Performance are responsible for assuring that drawings and specifications contain appropriate requirements for the identification and control of materials, parts, or components, as appropriate. Suppliers are required to assure that all required documentation for an item is properly identified and related to the item. Each item is required to be physically identified, either by marking on the item or by tags. Physical identification by purchase order number is used to the maximum extent possible for relating an item at any time to applicable documentation. Identification is either on the item or records traceable to the item. Where physical identification is impractical, physical separation, procedural control, or other appropriate means are employed.

The Plant Manager, Ginna Station is responsible for maintaining identification and control of materials, parts, or components received, stored, installed, and used at the



plant in accordance with approved procedures. The responsible supervision of other departments which receive material that is to be stored away from the plant are responsible for establishing procedures for identification and control and for maintaining identification and control of material, parts, or components, stored or used in their area of responsibility.

In the event that traceability is lost for a specific item, it is handled as nonconforming material and deviations and waivers are controlled and documented in accordance with Section 15.

9. Control of Special Processes

Written procedures are established to control special processes, such as welding, heat treating, and nondestructive examination to assure compliance with applicable codes, standards, and design specifications. Qualification of personnel and special process procedures comply with the requirements of applicable codes and standards. When special process qualification requirements are not included in existing codes and standards, they are described in procedures which give details of the special process, the personnel qualification requirements, the equipment necessary, and the special process qualification requirements.

Initiators of procurement activities are responsible for requiring suppliers, in procurement documents, to control special processes in accordance with the above requirements. Quality Performance personnel are responsible for reviewing procurement documents to ensure that requirements for control of special processes are included.

Rochester Gas and Electric procedures for special processes are prepared, reviewed, and approved by Materials Engineering and Inspection Services. Special process procedures submitted by suppliers and contractors are reviewed and concurred with by Materials Engineering and Inspection Services.

The Manager, Nuclear Assurance and Ginna Station Maintenance Managers are responsible for assuring that personnel performing special processes under their cognizance are qualified and are using qualified procedures in accordance with applicable codes, specifications, and standards. Within the Quality Performance Department, the Manager,



Materials Engineering and Inspection Services is responsible for the qualification of NDE personnel and procedures. The Manager, Materials Engineering and Inspection Services is responsible for the qualification of welding procedures. The Manager, Materials Engineering and Inspection Services along with the Department Manager, Production Division Training are responsible for the training and qualification of welders, riggers and crane operators used for nuclear related activities. Records for personnel and procedures to demonstrate that required qualifications have been obtained and kept current are maintained by Production and Engineering Systems.

Quality Performance performs surveillance, inspections, and audits of special processes performed by Rochester Gas and Electric or contractors to assure effective compliance with procedures.

10. Inspection

Procedures prepared for the control of activities include inspection requirements and hold points as required by drawings, instructions, requirements documents, specifications, codes, standards, or regulatory requirements. For clarification and to distinguish from preventive maintenance inspections, the following controls are associated with the quality assurance function inspections and referred to as verification inspections. Instructions for conducting detailed verification inspections are contained in inspection procedures. These inspection procedures and all supporting specifications and drawings are provided to inspection personnel for use prior to performing the inspection. Inspections and hold points are utilized to verify conformance of materials, parts, appurtenances, components, processes or structures to predetermined quality requirements. Inspection procedures include the identification of quality characteristics to be inspected, a description of the method of inspection to be used, the identification of the group responsible for performing the inspection, the acceptance and rejection criteria, the requirements for the recording of inspection results, and the requirements for providing evidence of completion and certification of the inspection activity. Verification inspections are performed by qualified inspection personnel who are independent of the personnel performing the work. Outside contractors are required by procurement documents to have and follow similar procedures and to use independent inspectors. Inspectors are



sufficiently trained to adequately evaluate the activity they are inspecting.

Quality Performance personnel are responsible for assuring performance of verification inspections, as required, during plant operation, maintenance, repair, in-service inspection, refueling, modification, and testing when the work is performed by Rochester Gas and Electric personnel. The adequacy of inspections not directly performed by Quality Performance personnel will be assessed on a sample basis through the QA/QC surveillance program. Inspection equipment is calibrated and controlled in accordance with Section 12. Calibration status is verified by inspection personnel prior to performing an inspection operation.

In the event an inspection of processed material or products is impossible or impractical, indirect control by monitoring processing methods, equipment, and personnel is provided. Both inspection and process monitoring are required when control is inadequate without both.

Quality Performance is responsible for verifying adequate inclusion of inspection requirements in specifications.

The Manager, Nuclear Assurance is responsible for assuring that adequate inspection requirements and hold points are included in maintenance, repair, refueling, modification and testing instructions and procedures and related fabrication processes. He is also responsible for the assignment of qualified personnel required for the performance of verification inspections and quality control surveillances of quality affecting activities.

With the exception of that which pertains to Pump and Valve Testing, the Manager, Materials Engineering and Inspection Services is responsible for establishing the requirements for the Inservice Inspection Program. Nuclear Engineering Services is responsible for establishing the requirements for the Inservice Pump and Valve Testing Program. The program for inservice inspection of the reactor coolant system and other safety related systems is contained in Section 4.2, Technical Specifications.

11. Test Control

Checks or testing performed to verify the adequacy of corrective or preventive maintenance shall be performed to approved instructions, procedures, or drawings. Whenever



testing is required to demonstrate that a material, part, component, or system will perform satisfactorily in service, a test program is instituted employing written and approved procedures which are in accordance with basic requirements established in Technical Specifications, drawings, instructions, procurement documents, specifications, codes, standards, and regulatory requirements. The test program requires the identification, control, and documentation of all tests, and the preparation of written procedures required for satisfactory accomplishment of the testing. Together the written procedures and checklists for the testing program include: necessary test equipment and calibration requirements; material requirements; test personnel requirements; prerequisite plant and equipment conditions; limiting conditions; detailed performance instructions for the testing method and test equipment instrumentation; acceptance and rejection criteria; instructions for disposition of deviations; data collection requirements; and test result approval.

The Plant Manager, Ginna Station is responsible for the station test program, which includes the surveillance test program required by Section 4.0, Technical Specifications.

Nuclear Engineering Services is responsible for preparing test procedures and performing testing associated with modifications.

Test procedures are prepared by the plant staff, reviewed by the Plant Operations Review Committee and Quality Performance, and approved by the Plant Manager, Ginna Station. The Plant Manager, Ginna Station is responsible for the correct and timely performance of the required tests utilizing written and approved procedures. When contractors are employed for tests, the contractor is required to perform testing in accordance with their approved quality assurance program requirements. All test results are required to be documented, reviewed, and approved by those responsible for performing the test.

When requested by Ginna Station, Gas and Electric Distribution Division performs test activities to determine the cause of protective relay malfunctions. These test activities are performed in accordance with approved procedures by qualified personnel.

Nuclear Engineering Services and Quality Performance are responsible for assuring that required tests for major



modifications are included in specifications. Nuclear Engineering Services and Gas and Electric Distribution Division assistance in the preparation of modification-related test procedures may be provided to the Ginna Station staff. The Ginna Station Technical Manager is responsible for the adequate inclusion of test requirements in minor modification design documents and for reviewing modification-related test results for acceptability to design requirements. Reviews of minor modification design by Quality Performance verifies adequate inclusion of test requirements.

12. Control of Measuring and Test Equipment

The calibration and control system for measuring and test equipment includes calibration procedures, establishment of calibration frequencies, and maintenance and control requirements of measuring and test instruments, tools, gauges, shop standards, and nondestructive test equipment which are to be used in the measurement, inspection, and monitoring of components, systems, and structures. Calibration procedures include step-by-step methods for calibration and requirements for instrument accuracy. Calibration frequency is based on required accuracy, degree of usage, stability characteristics, manufacturer's recommendations, experience, and other conditions affecting measurement capability.

Control of measuring and test equipment requires: a recall system assuring timely calibration of equipment; a system providing unique identification of equipment, traceability to calibration test data, and identification of the next calibration date on the equipment; a system providing traceability of shop standards to nationally recognized standards (where national standards do not exist, procedures contain instructions to document the basis for calibration) and periodic revalidation of shop standards; a system providing for records to be maintained which indicate the complete status of all items under the calibration system including the maintenance, calibration results, abnormalities, and last and future calibration dates; and a system controlling the purchase requirements of new equipment to be entered into the calibration and control system including requirements for accuracy, stability, and repeatability under normal use conditions. In the event a measuring instrument (i.e. shop or field standard) is found out of calibration, an investigation is conducted to determine the validity of previous measurements.



The Plant Manager, Ginna Station is responsible for the procedures and program required to assure control and calibration of measuring and test equipment at Ginna Station in accordance with the above requirements. Instruments specified in Section 4.1, Technical Specifications, are included in the program. Tools, gauges, and instruments necessary for maintenance, inspection, and test are calibrated and controlled in accordance with station procedures. Measuring, test or inspection equipment used by Nuclear Assurance Quality Control is included in the program.

The Manager, Materials Engineering and Inspection Services and, Division Manager, Rochester Construction and Maintenance are responsible for establishing a program and the preparation of procedures for the control and calibration of measuring and test equipment used by their respective organizations.

13. Handling, Storage, and Shipping

Ginna Station Supervision is responsible for developing and implementing procedures for the handling, storage, shipping, preservation, and cleaning of material and equipment delivered to or located at Ginna Station. Gas and Electric Distribution Division, and Materials Engineering and Inspection Services are responsible for preparing and implementing procedures for the handling, storage, shipping, preservation, and cleaning of material and equipment delivered to or located in their work areas. In addition, the Manager, Materials Engineering and Inspection Services is responsible for preparing and implementing procedures for the routine maintenance and inspection of lifting and handling equipment. Under normal circumstances, manufacturer's specific written instructions and recommendations and purchase specification requirements are invoked for cleanliness, preservation, special handling, and storage with respect to environmental requirements. In the absence of, or in addition to, specific manufacturer requirements, the management may invoke additional requirements in accordance with department procedures.

The Department Manager, Nuclear Engineering Services or Plant Manager, Ginna Station are responsible for specifying in procurement documents and in engineering specifications that written procedures be used, as appropriate, for the handling, shipping, storage, cleaning, and preservation of materials and equipment procured for major modifications.



These procedures are prepared by contractors, by the station staff, or by staff members of Gas and Electric Distribution Division as appropriate. Rochester Gas and Electric procedures are reviewed and approved as described in Section 6.

In the preparation of procurement documents, department procedures, and contractor procedures, consideration of handling, shipping, storage, cleanliness, and preservation is given to all material and equipment throughout various stages of manufacturing and installation prior to operational acceptance.

Quality Performance, Ginna Station and Nuclear Engineering Services are responsible for review of engineering specifications to assure that proper handling, storing, and shipping requirements have been specified. Quality Performance is responsible for assessment of handling, storage, and shipping activities by suppliers, Rochester Gas and Electric personnel, and contractors.

14. Inspection, Test, and Operating Status

Equipment or systems not ready for normal service are clearly identified by use of tags, control logs, and other suitable means to indicate the status in a positive manner. The identification is sufficient to positively indicate the status of the particular equipment or system being isolated.

The Plant Manager, Ginna Station is responsible for indicating the status of operating equipment or systems to be removed from service for maintenance, repair, or modification in accordance with the approved Electric System Operating Rules. The Plant Manager designates personnel who have station holding authority.

Personnel who have station holding authority are responsible for directing the status change of equipment and systems in accordance with the approved station holding procedures.

System status is indicated through the use of hold tags, block tags and corresponding control logs.

Equipment or system inspection and test status are indicated by use of test tags, labels, or work inspection and test status sheets. Written procedures control the use of hold tags, test tags, and labels.



Systems, components, and equipment which are found to be unacceptable during or after testing are clearly identified.

Fuel handling operations involving fuel assemblies or other radioactive sources are identified and controlled by the use of tags, stamps, or other suitable means.

Maintenance, repair, or modification of components, systems, or structures utilizes procedures, travelers, data sheets, instructions or checklists to indicate status of the work, inspections or tests and corresponding acceptance or rejection for a particular component, system, or structure. These job control forms are prepared by the job supervisor and reviewed by Nuclear Assurance Quality Control personnel and maintained at a designated control location to indicate the status and the completion of required inspections and tests.

Quality Performance monitors the status change of Ginna Station activities for their implementation of approved procedures and assures that inspection results are properly documented. Material Engineering and Inspection Services establishes the procedures for implementing the inspection status sheets utilized during inservice inspection.

15. Nonconforming Materials, Parts, and Components

Procedures are established for the control, evaluation and disposition of deficient material, parts, and components. Materials, parts, or components which do not conform to the drawing or specification requirements are identified, controlled and reported. RG&E personnel are responsible for initiating nonconformance reports and initiating dispositions. Nuclear Assurance Quality Control personnel are responsible for inspecting and approving closeout of nonconformance reports. Prior to installation or use, nonconforming items generally remain in a hold area until an approved disposition has been implemented. Nonconforming items may be released for installation to meet critical fabrication schedules provided controls are established to prevent inadvertent use prior to implementing the nonconformance disposition. After installation, nonconforming items are identified and controlled until approved disposition has been implemented.

Nonconformances identified at a supplier's facility and reported to RG&E, which have supplier recommended dispositions of use-as-is, or repair, are normally processed



by the department originating the procurement. Organizations which specify the requirement being dispositioned are responsible for reviewing and approving the supplier recommended disposition.

Items are repaired and reworked in accordance with approved procedures and current drawings. The repair or rework must be verified as acceptable by an inspection of the affected item or process which is at least equal to the original inspection method.

Items which are accepted "use-as-is" are fully documented with the drawing or specification requirement and technical justification for acceptance. All such items are approved prior to use by the cognizant organization having responsibility for the requirement. In addition, those "use-as-is" nonconformances which also deviate from a Design Criteria requirement shall require additional approval of the Senior Vice President, Production and Engineering.

Nuclear Assurance Quality Control personnel provide nonconformance status information periodically. Quality Performance and other organizations analyze nonconformance report data for adverse trends and provide periodic reports to management. Adverse trends form a basis for supplier re-evaluation or for other corrective action.

16. Corrective Action

Conditions adverse to quality are those conditions which compromise confidence that a structure, system or component at Ginna Station will perform satisfactorily in service.

Significant conditions adverse to quality are those conditions which, if uncorrected, could affect the health and safety of the public, seriously affect the ability to operate the plant in a safe manner, represent a serious breakdown in activity controls, or will require a major effort to restore capability to perform specified functions.

Conditions adverse to quality shall be promptly identified and reported to supervision. The condition adverse to quality shall be identified, corrected and evaluated to determine if a significant condition adverse to quality exists.

When a significant condition adverse to quality at Ginna Station is identified, the Corrective Action Coordinator is

responsible for evaluating the effect of continuing the activity. If continuing the activity would obscure or preclude identification and correction of the deficiency, continuing the activity would increase the extent of the deficiency or lead to an unsafe condition, stop work action is taken.

The Manager Nuclear Assurance has authority to stop work on maintenance, repair, inservice inspection, refueling, modification, testing or inspection deficiencies at Ginna Station, as well as other locations.

Quality Performance may recommend stop work action to the Plant Manager, Ginna Station on operating deficiencies.

The Manager, Quality Assurance has the authority to stop work for conditions identified in Purchasing, Nuclear Engineering Services, Materials Engineering and Inspection Services, Gas and Electric Distribution Division or cognizant supplier associations.

For significant conditions adverse to quality, affected RG&E management shall review initiated reports to determine causes and develop corrective action plans to resolve the identified concerns and preclude recurrence. If the significant condition adverse to quality involves a design deficiency or the recommended corrective action involves a design change, the review of the condition adverse to quality includes Nuclear Engineering Services or Ginna Station design personnel, as appropriate.

The Corrective Action Coordinator assures root cause determination and corrective action plans are developed to resolve the identified concern and to preclude recurrence.

Cognizant nuclear supervision reviews each Corrective Action Report initiated at Ginna Station and may recommend additional corrective action if the action already taken does not result in adequate resolution.

The Plant Operations Review Committee CAR Subcommittee reviews all corrective action reports to assure that the cause of the condition has been determined and that corrective action has been taken to preclude repetition.

Corrective action summary reports are submitted to departmental supervision to keep them aware of significant conditions adverse to quality, related causes and corrective



action being taken. Senior Management is advised of the causes and actions of the more significant Corrective Action Reports.

Quality Assurance provides additional assurance of the corrective action program effectiveness through semi-annual audits and periodic surveillances.

17. Quality Assurance Records

Quality Assurance is responsible for establishing the basic requirements for quality assurance record retention and maintenance. Production and Engineering Systems, as directed by the Division Manager, Technical Services and Chief Engineer, is responsible for the retention and maintenance of records. Quality Performance, Purchasing, Nuclear Engineering Services, and Gas and Electric Distribution Division departments are responsible for forwarding the records they initiate to the appropriate Production and Engineering Systems record retention locations. Each organization generating records is responsible for preparation, review, approval, and implementation of specific quality assurance record procedures for their areas of responsibility in accordance with these requirements. The records which fall within quality assurance record requirements include those records required by Section 6.10 of the Technical Specifications and the Quality Assurance Program. All records associated with the operation, maintenance, repair, inservice inspection, refueling, modification, inspection and testing of structures, systems, and components covered by the quality assurance program are included.

Records initiated at Ginna Station include operating logs; the results of inspections, tests, and the monitoring of plant activities; drawings, procurement documents and material analyses; calibration procedures and reports; and Nonconformance and Corrective Action Reports. Records of the qualification of personnel, procedures, and equipment for special processes and the results of reviews are maintained at the appropriate Production and Engineering Systems record retention location.

Inspection and test records contain a description of the type of test or inspection activity, evidence of completion of the activity, results, the name of the inspector or data recorder, the acceptance or rejection of the activity, and a record of any nonconformances.



The requirements and responsibilities for record accessibility and transmittal are described in the Quality Assurance Manual sections as appropriate. Requirements and responsibilities for preparation, inspection, identification, review, storage, retrieval, maintenance, and the retention of quality assurance records are in accordance with applicable quality assurance record procedures, codes, standards, and procurement documents. Records are available to authorized personnel.

Removal of records from storage is documented and accountability is maintained by the responsible record control activity.

Records are either stored in record storage facilities which are designed to prevent destruction of records due to fire, flooding, theft, and deterioration by temperature or humidity conditions; or, duplicate records are kept in two separate storage locations in separate buildings which are physically isolated from each other.

Record keeping procedures provide for receiving, classifying, indexing, labeling, and preparing records for storage. The procedures establish retention requirements, accessibility, control of obsolete record destruction, and control for issuance and return of all records.

Production and Engineering Systems is responsible for maintaining plant operating records as required in Section 6.10, Technical Specifications.

Production and Engineering Systems is also responsible for maintaining off-site prepared design records, such as specifications, drawings, design review reports, and design control documentation; quality assurance records, such as audit reports and surveillance reports; purchasing records, such as supplier qualifications, bid evaluations, and purchase orders.

18. Audits

Compliance with all aspects of the Quality Assurance Program and the effectiveness of the program is determined by audits and surveillances of all organizations performing quality affecting activities. Quality Assurance is responsible for conducting audits of those organizations and activities involved in the quality assurance program on a planned, periodic basis. Audit intervals are based on the status and



safety importance of activities being performed, as well as group performance and related management concerns.

Table 18-1 is a list of the audits with activities to be examined for each. Frequencies are based on the level of activity in each area. Audit schedules are established to assure that each of the activities is audited at the frequency specified in Section 6.0. Technical Specifications. Additional audits or surveillances are conducted as required by special conditions, circumstances or to address management concerns.

Each audit requires the development of an audit plan to provide information about the audit, such as the functional areas to be audited, the names of those who will perform the audit, the scheduling arrangements, and the method of reporting findings and recommendations. Audit planning and performance utilize performance based techniques that will facilitate effectiveness assessments as well as compliance verification. The audits are performed in accordance with written procedures or checklists by appropriately trained personnel not having direct responsibilities in the areas being audited.

Audit results are documented and reported to the supervisor and division head having responsibility in the area audited and the Nuclear Safety Audit and Review Board. Within a specified period of time, the person having supervisory responsibility in the area audited is required to review the audit results, take necessary action to correct the deficiencies identified by the audit, and document and report the corrective action.

Quality Assurance is responsible for developing audit plans and audit checklists, designating and training audit personnel, and conducting audits.

Audits may be conducted by Quality Assurance engineers or other qualified personnel, such as technical specialists from other company departments and outside consultants.

Audits of major contractors, subcontractors, and suppliers are conducted during the early stages of design and procurement, as required, to evaluate their quality assurance program for compliance with all aspects of the procurement documents. Audits are conducted, as required, to assure that major contractors, subcontractors, and suppliers are auditing their suppliers' quality assurance



programs in accordance with procurement documents. During the project or procurement process additional audits are performed, as required, to assure all quality assurance program requirements are properly implemented in accordance with procurement documents.

Quality Performance performs regular analyses of audit and Quality Assurance surveillance results to evaluate quality trends. Results of these analyses are provided to management for their regular review.



Table 1-1
Quality Assurance Program Procedures
Subject Listing

<u>Quality Assurance/Quality Control Procedures</u>	<u>Appendix B Criteria</u>
Indoctrination of Quality Assurance/Quality Control and Supervisory Personnel	I
Training of Quality Assurance/Quality Control Personnel	I
Management Review of the Quality Assurance Program	I
Periodic Review of Quality Assurance/Quality Control Procedures	I
Planning and Reporting Results for QA/QC Subcommittee Meetings	I
Quality Assurance/Quality Control Group Organization and Responsibilities	II
Quality Assurance Review of Rochester Gas and Electric Design Criteria	III
Quality Assurance Review and Approval of Field Change Requests and Review of ECN's	III
Quality Assurance Review of Rochester Gas and Electric Engineering Specifications	III
Preparation, Review and Approval of Quality Verification Specifications	III
Computer Software Product Evaluation	III
Quality Assurance, Review of Computer Software Production Evaluations	III
Master Software Index	III
Requisitioning Quality Assurance/Quality Control Services	IV
Quality Review of Rochester Gas and Electric Procurement Documents	IV
Preparation, Review and Approval of Rochester Gas and Electric Q.A. Specifications	IV

Table 1-1 (cont'd)

<u>Quality Assurance/Quality Control Procedures</u>	<u>Appendix B Criteria</u>
Preparation, Review and Approval of Ginna Station Quality Assurance Manual	V
Preparation, Review and Approval of Quality Assurance/Quality Control Procedures	V
Preparation, Review and Approval of the Quality Control group Verification Inspection Program Procedures	V
Revision and Control of the QA Program for Station Operation	V
Review of Nuclear Directives	V
Review of Departmental Procedures	VI
Preparation, Review and Approval of Procedure Deviation Requests by Quality Assurance/Quality Control	VI
Evaluation of Suppliers by Quality Assurance	VII
Supplier Surveillance	VII
Control of Supplier Performance	VII
Quality Assurance Evaluation of Bids	VII
Conducting Commercial Grade Supplier Surveys	VII
Evaluation of Commercial Suppliers by Quality Assurance	VII
Document Deficiency Reports	VII
Establishment and Maintenance of Qualified Suppliers List	VII
Establishment and Maintenance of the Commercial Grade Supplier List	VII
Verification Inspection Program	X

Table 1-1 (cont'd)

<u>Quality Assurance/Quality Control Procedures</u>	<u>Appendix B Criteria</u>
Qualification of Inspection Personnel	X
Quality Assurance Nonconformance Processing	XV
Corrective Action Reports	XVI
Quality Assurance Commitments and Action Items	XVI
Review of Ginna Maintenance Work Order Packages	XVI
Identified Deficiency Reports	XVI
Records Turnover Plan	XVII
Qualification of Audit/Survey Personnel	XVIII
Audit Scheduling and Planning	XVIII
Performance of Quality Assurance Audits	XVIII
Reporting and Follow-Up of Audit Findings	XVIII
Conduct of Quality Assurance During and in Follow-Up of NSARB Audits	XVIII
Response to Audits and Surveillance	XVIII
Qualifications of Surveillance Personnel	XVIII
Review of Audit Program	XVII
Auditing of the Nuclear Emergency Response Plan	XVII
Performance Based Surveillance Program	XVIII
Availability and Use of INPO and NRC Inspection/ Assessment Reports in Audit and QA Surveillance	XVIII
Quality Assurance Planning Guides	XVIII



Table 1-1 (cont'd)

Materials Engineering Inspection ServicesAppendix B
Criteria

Indoctrination and Training	I
Materials Engineering and Inspection Services Organization and Responsibilities	II
Preparation, Review and Approval of Purchase Requisitions and Related Procurement Documents	IV
Quality Materials Engineering and Inspection Services Procedures	V
Quality Materials Engineering and Inspection Services Procedure Deviation Request	V
Preparation, Review and Approval of Material Handling Equipment Instructions	V
Preparation, Review and Approval of Materials Engineering Laboratory Test Procedures	V
Control and Distribution of Documents. Regulating Safety Related Activities	VI
Control of Purchased Materials	VII
Preparation, Review and Approval of Supplier Evaluation	VII
Control of Purchased Services	VII
Welding Procedure Preparation Review and Approval	IX
Welding Procedure Qualification	IX
Heat Treating Procedures	IX
Welder Qualification and Currency	IX
Nondestructive Examination Procedures	IX
Nondestructive Examination Procedures Manual	IX
Nondestructive Examination Personnel Qualification	IX

Table 1-1 (cont'd)

Materials Engineering Inspection ServicesAppendix B
Criteria

Qualification of Visual Examination Personnel	IX
Erosion/Corrosion Program	IX
General Brazing Procedures Preparation and Approval	IX
General Brazing Procedures Qualification	IX
Inservice Inspection Program and Plans	X
ASME Section XI Repair, Replacement and Modification Procedure	X
Incorporating Ginna Modifications into Inservice Inspection Program	X
Duties of the ANII	X
Tests conducted by MEIS Laboratories	XI
Requesting MEIS Laboratories Services	XI
Test Personnel Qualifications	XI
Vendor Tests under MEIS Direction	XI
Calibration and Control of Nondestructive Examination Instruments	XII
Inspection and Maintenance of Material Handling Equipment	XIII
Overhead and Gantry Cranes	XIII
Inspection and Maintenance of Portable Lifting and Handling Equipment	XIII
Underhung Cranes, Jib Cranes and Monorail Systems	XIII
Slings and Related Apparatus	XIII
Classification and Training of Material Handling Equipment Personnel	XIII



Table 1-1 (cont'd)

Materials Engineering Inspection ServicesAppendix B
Criteria

Mobile Hydraulic Cranes	XIII
Inspection and Maintenance of Jacks, Hydraulic Rams and Cylinders	XIII
Forklift Loading Forks	XIII
Inspection of Designated Monorails	XIII
Training and Qualification of Crane Operators	XIII
Lifting Devices in the Containment Vessel	XIII
Pre-Shipment Inspection of Radioactive Material Shipping Containers	XIII
Nonconformance Reports	XV
Initiating and Responding to Corrective Action Reports	XVI
Quality Materials Engineering and Inspection Services Records	XVII
Response to Audits	XVII

Table 1-1 (cont'd)

Appendix B
CriteriaGinna Procedures

Ginna Quality Assurance Program Implementation	I
Fire Watch Training	I
R.E. Ginna Training Plan	I
Ginna Station Training	I
General Employee Training	I
Temporary Employee Training	I
Hazardous/Mixed Waste Emergency Response Training	I
Operator Training Responsibilities	I
R.E. Ginna Health Physics Orientation Program	I
Fire Brigade Training	I
Radiation Protection Technician Entry Level Requirements, Responsibilities, and Training	I
Chemistry Technician Entry Level Requirements, Responsibilities, and Training	I
Maintenance Training Program	I
Ginna Station Administrative and Engineering Staff Responsibilities	II
Ginna Station Management Responsibilities	II
Health Physics and Chemistry Section Organization and Responsibilities	II
Support Services Organization and Responsibilities	II
Operations Section Organization and Responsibilities	II
Technical Section Organization and Responsibilities	II
Material and Procurement Section Organization and Responsibilities	II

Table 1-1 (cont'd)

Appendix B
CriteriaGinna Procedures

Operational Assessment Section	II
Ginna Station Staff Responsibilities for Fire Prevention	II
Ginna Modification Project Organization	II
Plant Operations Review Committee Operating Procedure	II
Radiation Emergency Plan Implementing Procedure Committee	II
Emergency Procedures Committee (EPC)	II
Ginna Standard Nomenclature	II
Preparing and Dispositioning of Technical Staff Request	III
Control of Station Modification	III
Station Modification Classification and Review	III
Station Modification Planning Control	III
Station Modification Installation and Acceptance	III
Station Modification Completion	III
Preparation, Review & Approval of Design Input Documents for Minor Modifications	III
Component Classification Request/Reanalysis	III
Evaluation of Parts to Determine Safety Classification	III
Preparation, Review and Approval of Safety Analysis	III
Preparation, Review, Approval and Distribution of Design Output and Design Review Documents for Minor Modifications	III
Technical Evaluation	III



Table 1-1 (cont'd)

<u>Ginna Procedures</u>	<u>Appendix B Criteria</u>
Preparation of Configuration Data Change Forms	III
Computer Software Product Evaluation	III
Control of Procurement Documents Prepared at Ginna Station	IV
Evaluation of Commercial Grade Items for Safety Related Applications	IV
Evaluation of Items for In-Storage Maintenance Requirements	IV
Plant Procedures Preparation and Classification	V
Plant Procedure Content and Format Requirements	V
Emergency and Abnormal Operating Procedures Writers' Guide	V
Operating Procedures Writers' Guide	V
Health Physics and Chemistry Procedures Writers' Guide	V
Plant Procedure Adherence Requirements	V
Emergency and Abnormal Operating Procedures Users' Guide	V
Procedure Control	V
Procedure Control-New Procedures	V
Procedure Control-Permanent Changes	VI
Procedure Control-Temporary Changes	VI
Procedure Control-Periodic Review	VI
Procedure Control-Index	VI
Procedure Control of Emergency and Abnormal Procedures	VI

Table 1-1 (cont'd)

<u>Ginna Procedures</u>	<u>Appendix B Criteria</u>
Procedure Control - Amendments to Licensing Documents and Changes to the Facility	VI
Procedure Change Control 10CFR 50.59 Review	VI
Emergency and Abnormal Operating Procedure Support Documentation Control	VI
Procedure Distribution	VI
Control of Construction Documents	VI
Vendor Manual Control Program	VI
Vendor Manual Information/Discrepancy/Incorporation Request.	VI
Drawing Change Request	VI
Conditional Release Program	VII
Receipt and Acceptance of Materials/Parts	VII
Control of Purchased Services	VII
Inventory Control of Material, Parts and Components at Ginna Station	VII
Identification and Marking of Accepted Material, Parts, and Components	VIII
Bulk Storage of Combustible Materials and Their Use	VIII
Trailer Admittance Requirements	VIII
Control of Consumable Materials at Ginna Station	VIII
Control of Welding	IX
Nondestructive Examination Control	IX
Welding Equipment Performance Verifications	IX



Table 1-1 (cont'd)

<u>Ginna Procedures</u>	<u>Appendix B Criteria</u>
Open Flame, Welding and Grinding Permit (Hot Work Permit)	IX
Control of Inservice Inspection Activities	X
ASME Section XI Repair, Replacement and Modification Procedure for Ginna Station	X
Electrical Preventive Maintenance Program	X
Environmentally Qualified Equipment Maintenance Program	X
Mechanical Preventive Maintenance Program for Rotating Equipment	X
Equipment Inspection and Lubricant List	X
Valve Preventive Maintenance Program	X
Condenser Inservice Inspection Program	X
Preventive Maintenance Program for Plant Security Equipment	X
Performance of Tests	XI
Qualification and Certification of Test Personnel	XI
Test Tag Control Program	XI
Calibration, Test, Check and Replacement Surveillance Program for Instrumentation and Equipment Important to Safety	XI
Ginna Station Surveillance Schedule	XI
Inservice Testing of Pumps and Valves	XI
Calibration and Control of Test Equipment	XII
Maintenance and Inspection of Material Handling Equipment	XIII



Table 1-1 (cont'd)

Ginna ProceduresAppendix B
Criteria

Control of Material Handling and Handling Equipment	XIII
Storage and Preservation of Materials and Equipment at Ginna Station	XIII
Control of Heavy Loads at Ginna Station	XIII
Control of Heavy Loads for the Containment Overhead Crane	XIII
Control of Heavy Loads for the Auxiliary Building Overhead Crane	XIII
Control of Heavy Loads for the 7 1/2 Ton Screenhouse Crane	XIII
Control of Heavy Loads for Jib Cranes in Containment	XIII
Control of Heavy Loads in Safety-Related Areas	XIII
Housekeeping Control	XIII
Station Holding Rules	XIV
Bypass of Safety Function of Jumper Control	XIV
Operational Assessment Program	XIV
Effectiveness Evaluation of the Operational Assessment Program	XIV
Installation and Removal of Temporary Cables	XIV
Control of Temporary Modifications	XIV
Installation, Removal and Control of Scaffolding	XIV
Installation and Removal of Temporary Fluid System Provisions	XIV
Program to Prevent Degradation of Reactor Coolant Pressure Boundary	XIV



Table 1-1 (cont'd)

<u>Ginna Procedures</u>	<u>Appendix B Criteria</u>
Independent Verification	XIV
Control of Nonconforming Items	XV
Nonconformance Reports	XV
Corrective Action Reports	XVI
Root Cause Analysis	XVI
Overview of the Ginna Station Work Control System	XVI
Work Request/Trouble Report Initiation	XVI
Work Order Initiation	XVI
Work Order Planning	XVI
Work Order Scheduling	XVI
Work Order Execution	XVI
Post Maintenance Testing	XVI
Work Order Close Out	XVI
Work Order Processing After Hours	XVI
Work Control System Performance Indicators	XVI
Station Work Authorization Request	XVI
Safety Classification of Maintenance Work Activities	XVI
Identified Deficiency Reports	XVI
Ginna Records	XVII
Records Storage Facilities and Equipment	XVII
Special Nuclear Material Inventory and Record Requirements	XVII
Maintenance History Program	XVII
Ginna Station Response to Internal Audits	XVII

Table 1-1 (cont'd)

<u>Nuclear Engineering Services Procedures</u>	<u>Appendix B Criteria</u>
Indoctrination and Training	I
Engineering Department Organization and Responsibilities	II
Ginna Modification Project Organization	II
Preparation, Review and Approval of Design Input Documents	III
Preparation, Review and Approval of Design Analyses	III
Preparation, Review and Approval of Engineering Drawings	III
Preparation, Review and Approval of Engineering Specifications	III
Preparation, Review and Approval of Design Verification	III
Integrated Design Process	III
Preparation, Review and Approval of Safety Analyses	III
Review and Approval of Architect Engineer or Consultant Design Documents	III
Preparation, Review and Approval of Field Change Requests	III
Preparation, Review and Approval of Engineering Change Notices	III
Review of the Classification of Station Modifications	III
Preparation, Review, and Approval of CAD Piping and Instrumentation Drawings	III
Preparation, Review and Disposition of Drawing Change Requests	III
ALARA/ Radiation Safety Design Review	III



Table 1-1, (cont'd)

<u>Nuclear Engineering Services Procedures</u>	<u>Appendix B Criteria</u>
Preparation, Review and Approval of Appendix R Conformance Verifications	III
Preparation, Review and Approval of the Electrical Equipment Environmental Qualification Data Summary Form EEQ-1 and IEEE 323-1974 Waiver Authorization Form EEQ-2	III
Review, Approval and Implementation of Changes to the Safety Assessment System Software	III
Engineering Computer Software Documentation and Control	III
Human Factors Review of Control Room and Local Emergency Control Panel Modifications	III
Preparation, Review and Approval of P&ID Database and Configuration Data Change Forms	III
Erosion/Corrosion Control Monitoring Program for Carbon Steel Piping	III
Preparation, Review and Approval of Changes to the Updated Final Safety Analysis Report	III
ASME Section XI Repair, Replacement and Modification Program Implementation	III
Component Safety Classification Drawing Review Process	III
Component Safety Classification Component Classification Form	III
Component Safety Classification Request/Re-Analysis	III
System, Structure, or Component Safety Classification Criteria	III
Preparation, Review and Approval of CAD Electrical Drawings	III



Table 1-1 (cont'd)

<u>Nuclear Engineering Services Procedures</u>	<u>Appendix B Criteria</u>
Requests for Nuclear Engineering Services	III
Preparation, Review and Approval of Procurement Documents for Purchases Covered by the QA Program	IV
Evaluation of Commercial Grade Items for Safety Related Applications	IV
Evaluation of Quality Verification Items for Safety Significant Applications	IV
Preparation, Review, and Approval of Engineering Procedures	V
Preparation, Review, and Approval of Engineering Procedure Deviation Request	V
Distribution and Control of Documents by the Control Number Method	VI
Distribution and Control of Documents by Project Correspondence Procedures	VI
Preparation, Review and Approval of Supplier Evaluations	VII
Review and Approval of Vendor Design and Manufacturing Technical Documents	VII
Preparation, Review and Approval of Bid Requests, Bid Evaluations and Recommendations for Award	VII
Engineering Review of Nonconforming Materials, Parts or Components	VX
Initiating and Responding to Corrective Action Reports	XVI
Processing Identified Deficiency Reports	XVI
Documenting and Reporting Potential Conditions Adverse to Quality	XVI
Performing "Substantial Safety Hazard" Evaluations for 10CFR21 Reportability	XVI

Table 1-1 (cont'd)

Nuclear Engineering Services Procedures

Appendix B
Criteria

Records	XVII
Records Turnover Plan	XVII
Engineering Response to Internal Audits	XVIII



Table 1-1 (cont'd)

<u>Purchasing Procedures</u>	<u>Appendix B Criteria</u>
Periodic Review of Purchasing Procedures	I
Indoctrination and Training of Purchasing Personnel	I
Purchasing Department Organization and Responsibilities	II
Preparation, Review, Approval and Issuance of Purchase Orders and Changes to Purchase Orders	IV
Requests for Bids and Bid Evaluation	IV
Purchasing Procedures	V
Purchasing Procedure Deviation Request	V
Supplier Evaluation	VII
Supplier Material Deficiency Processing	XV
Supplier Corrective Action Reporting	XVI
Purchasing Response to Corrective Action Reports and Corrective Action Reporting	XVI
Purchasing Records and Turnover Plan	XVII
Purchasing Response to Audits	XVIII



Table 1-1 (cont'd)

Production Division Training ProceduresAppendix B
Criteria

Indoctrination and Training	I
Production Division Training Organization and Responsibilities	II
Operations and Technical Training Organization and Responsibilities	II
Training Systems Organization and Responsibilities	II
Maintenance Training Organization and Responsibilities	II
Curriculum Committee Organization and Responsibilities	II
Software Quality Assurance Program	III
Preparation, Review and Approval of Quality Training Procedures	V
Preparation, Review and Approval of Training Procedures, Guidelines, and Policies	V
Preparation, Review and Approval of Nuclear Training Programs	V
Style Guide for Training Procedure Development	V
Nuclear Training Procedure Revision	V
Training Change Request/Notice	V
Control and Distribution of Production Division Training Documents	VI
Training Programs for Crane Operators and Riggers	XIII
Corrective Action	XVI
Nuclear Production Division Training Records Management	XVII
Production Division Training Response to QA Audits	XVIII



Table 1-1 (cont'd)

Gas and Electric Distribution Division Procedures Appendix B
Criteria

Quality Assurance Program Implementation for Gas and Electric Distribution Division Department	I
Indoctrination and Training of Gas and Electric Distribution Division Personnel	I
Gas and Electric Distribution Division Organization	II
Design/Modification Activities Control at Ginna Station	III
Design/Modification Activities Control at Station 13A and on Circuit 751, Equipment and Line	III
Control of Procurement Documents for Purchased Parts, Components and Services	IV
Preparation, Review and Approval of Electric Transmission and Distribution Procedures	V
Preparation and Approval of Laboratory Test Procedures	V
Preparation and Approval of Electric Meter and Laboratory Calibration Schedules	V
Preparation and Approval of Electric Substation Department Relay Test Schedules	V
Preparation and Approval of Electric Transmission and Distribution Deviation Requests	V
Control of Gas and Electric Distribution Division Procedures	VI
Control and Distribution of Electric Meter and Laboratory Department and Laboratory Test Procedures	VI
Control of Electric Meter and Laboratory Department Calibration Services	VI
Control of Electric Substations Department Relay Test Schedule	VI



Table 1-1 (cont'd)

Gas and Electric Distribution Division Procedures Appendix B
Criteria

Supplier Technical Evaluation	VII
Receipt and Acceptance of Instrumentation and Standards Equipment	VII
Control of Purchased Services for Electric Meter and Lab	VII
Identification and Control of Materials, Parts and Components	VIII
Surveillance at the Gas and Electric Distribution Division	X
Performance of Tests at Ginna Station	XI
Performance of Tests at the Electrical Laboratory	XI
Qualification of Test Personnel	XI
Calibration and Control of Test Instruments	XII
Nonconforming Parts and Components	XV
Initiating and Processing of Corrective Action Reports	XVI
Control of Quality Assurance Records	XVII
Gas and Electric Distribution Division Response to Audits	XVIII



TABLE 4-1
Procurement Document Requirements

Items to be considered for inclusion in procurement documents include:

1. Scope of Work - Detailed statement of the work to be performed.
 2. Technical Requirements - by reference to specific drawings, specifications, codes, regulations, procedures or instructions, including revisions, that describe the items or services to be furnished. Also identified shall be test, inspection and acceptance requirements, and any special requirements for such activities as designing, identification, fabrication, cleaning, erecting, packaging, handling, shipping, extended storage and shelf life.
 - *3. Quality Assurance Program Requirements - which require the supplier to have a documented quality assurance program that implements portions or all of 10CFR50 Appendix B as well as applicable quality assurance program requirements of other nationally recognized codes and standards. Also included shall be the requirement that the supplier incorporate appropriate quality assurance program requirements in subtier procurement documents.
 - *4. Right of Access - to include the facilities and records of the supplier for source inspection and audit by the Purchaser or parties designated by the purchaser. Also included shall be provisions for the identification of witness and hold points and the minimum time of advance notice.
 - *5. Documentation Requirements - Submittal approval and retention requirements for documents such as quality assurance manuals, special process and test procedures, materials records, calculations and analyses.
 - *6. Nonconformance - Requirements for reporting and disposition of nonconformance to procurement requirements.
- * - Items reviewed by Quality Assurance or Quality Control.

Table 18-1
Audit List

Audit Title

Corrective Action

Audit Topic Areas

Corrective Action associated
 with deficiencies occurring
 in facility, equipment,
 structures, systems or
 methods of operation.
 Operational Assessment
 Nonconformance Control

*Outage Activities

Refueling and Special
 Nuclear Material
 ISI Implementation
 IST Program and
 Implementation
 Surveillance Test and LCOs
 Maintenance
 Modification Installation
 Safety
 Security
 Radiation Protection and
 ALARA

*Health Physics, Chemistry and
 Radwaste

Radwaste Shipping and Process
 Control Program and
 implementing procedures
 Radioactive Effluents and
 Offsite Dose Calculation
 Manual and implementing
 procedures
 Radiation Protection and
 ALARA
 HP/Chemistry Measuring and
 Text Equipment
 Chemistry Program
 Radiological Environmental
 Monitoring Program

*Fire and Safety

Fire Protection Program and
 implementing procedures
 Fire Protection and Loss
 Prevention Program

Table 18-1 (con't)
Audit List

<u>Audit Title</u>	<u>Audit Topic Areas</u>
	Independent Inspections and Audits Fire Systems Fire Surveillance Fire Brigade Training Fire Brigade Equipment Safety Program Housekeeping
Instructions, Procedures, and Document Control	Drawing Control Vendor Manual Control Procedure Control Records Control
Security	Security Plan and Implementing procedures Guard Training and Qualification Fitness for Duty Program
*Operations	Limiting Conditions for Operation Surveillance Testing Operator Performance Operations Administration PORC Activities NSARB Activities
Materials Engineering and Inspection Services	ISI Program NDE Qualifications Welding Qualifications MHE Program Miscellaneous QA Controls
*Maintenance and Testing	Preventive Maintenance Program Planning and Scheduling Work Order Implementation Post-Maintenance Testing Work Order Closeout and Equipment History Control of Measuring and Test Equipment

Table 18-1 (con't)
Audit List

<u>Audit Title</u>	<u>Audit Topic Areas</u>
	Technical Specification Surveillance
Nuclear Emergency Response Plan	Nuclear Emergency Response Plan and Procedures Offsite Agency Interface Response Personnel Training Emergency Information Plan
Training/performance and qualifications of the operating and technical staff	Licensed Operator Auxiliary Operator Chemistry Technician Maintenance Radiation Protection Technician Results and Test Technician QC Inspector Shift Technical Advisor Technical Staff and Managers Engineering Department Training General Employee Training
Procurement	Procurement Evaluations Procurement Document Control Control of Purchased Items and Services Handling, Storage, and Shipping Hazardous Material Control Program
Configuration Control	Major Modification Design Minor Modification Design Installation Planning Control of As-Built Configuration Licensing Activities Temporary Modifications



Table 18-1 (con't)
Audit List

Audit Title

Audit Topic Areas

Gas and Electric
Distribution Division

Systems Engineering and
Design
Rochester Construction and
Maintenance
Distributive Information
Systems Support

* Noted audits will also address relevant activities to verify conformance of facility operation to all provisions contained in Technical Specifications and applicable license conditions.



----- LINES OF COMMUNICATION
 ——— LINES OF SUPERVISION AND ADMINISTRATION



QUALITY PERFORMANCE ORGANIZATION

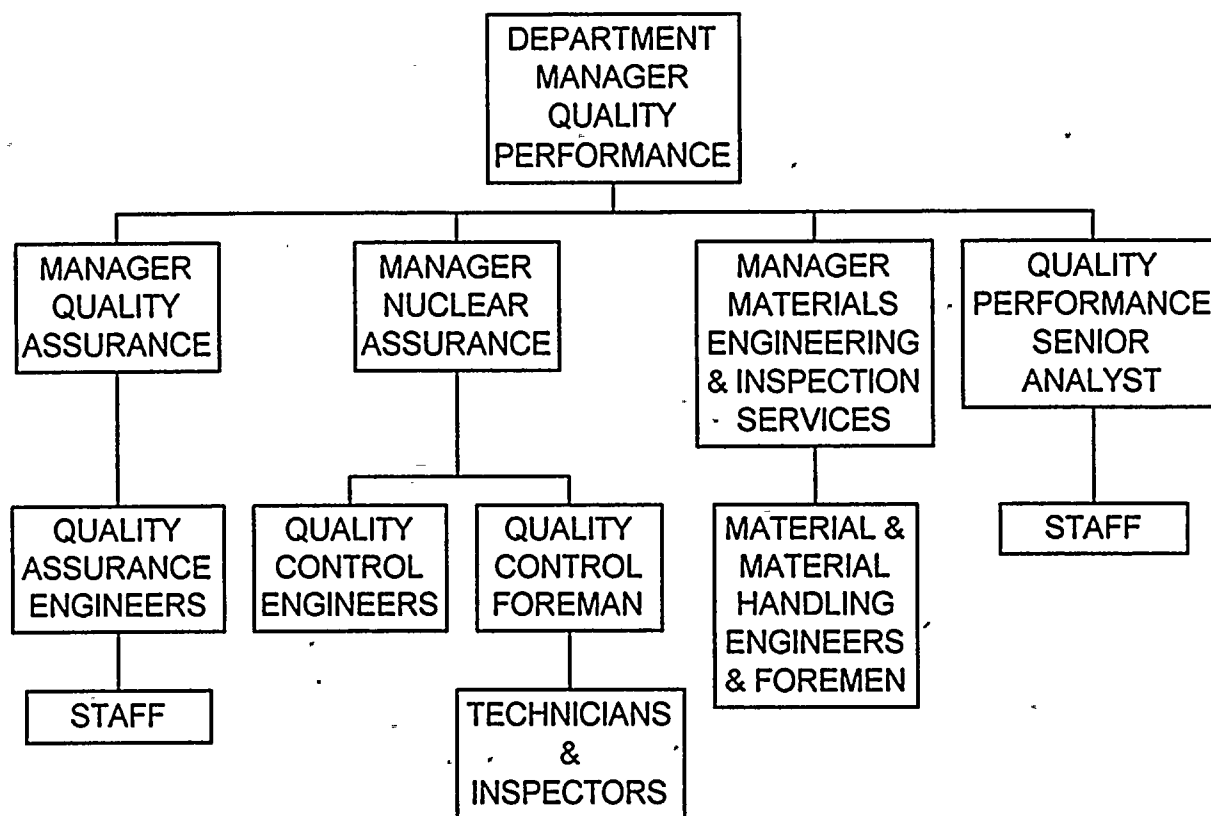


FIGURE 2-2

GINNA NUCLEAR PRODUCTION ORGANIZATION

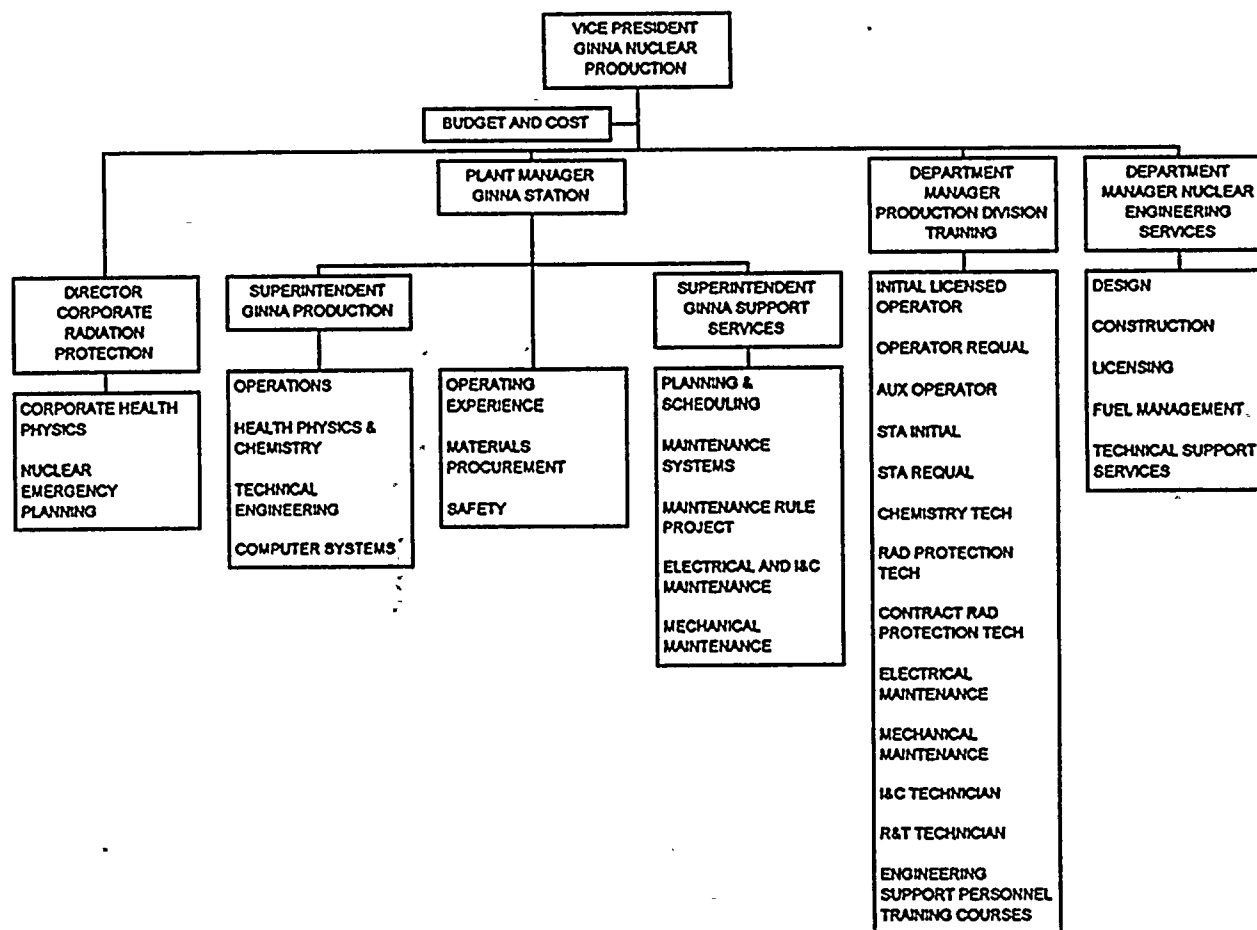
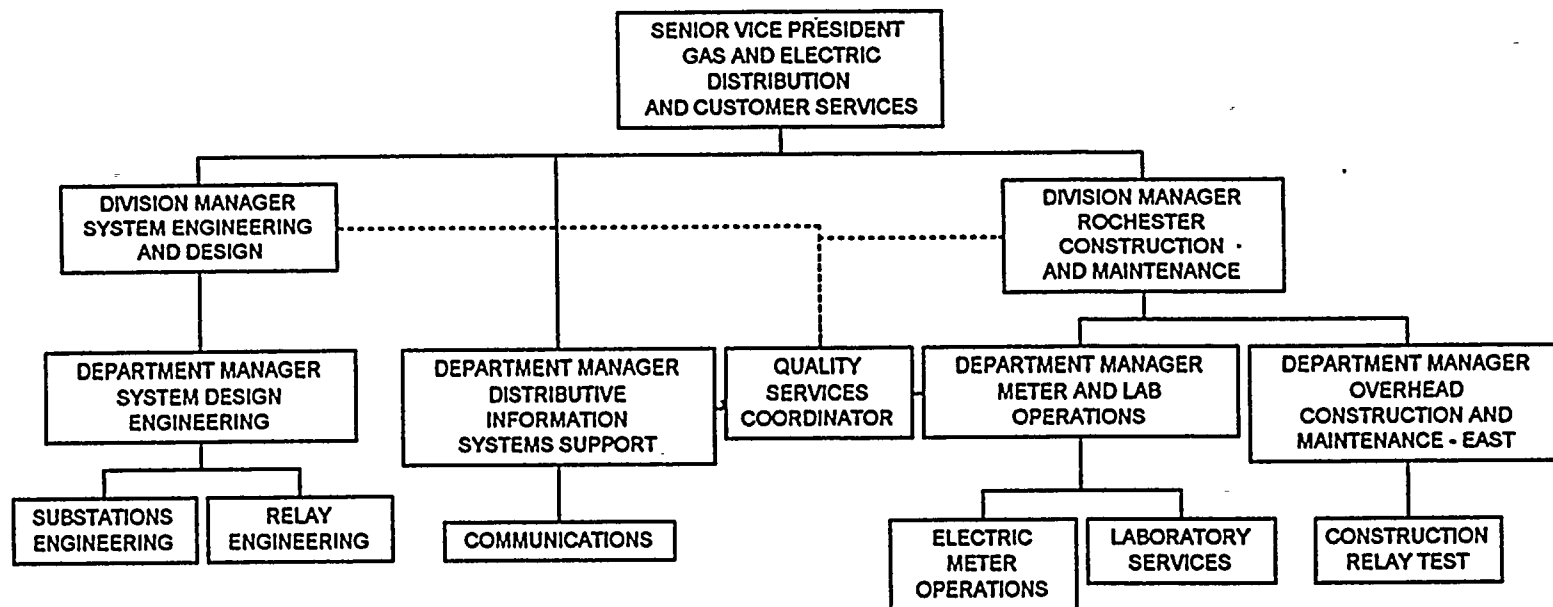


FIGURE 2-3

GAS AND ELECTRIC DISTRIBUTION DIVISION



NOTE: Chart is abbreviated to show only key positions involved in implementing the QA program and therefore, does not show all positions in the division.

— LINES OF AUTHORITY
 - - - LINES OF COMMUNICATION

FIGURE 2-4



TECHNICAL SERVICES DIVISION ORGANIZATION

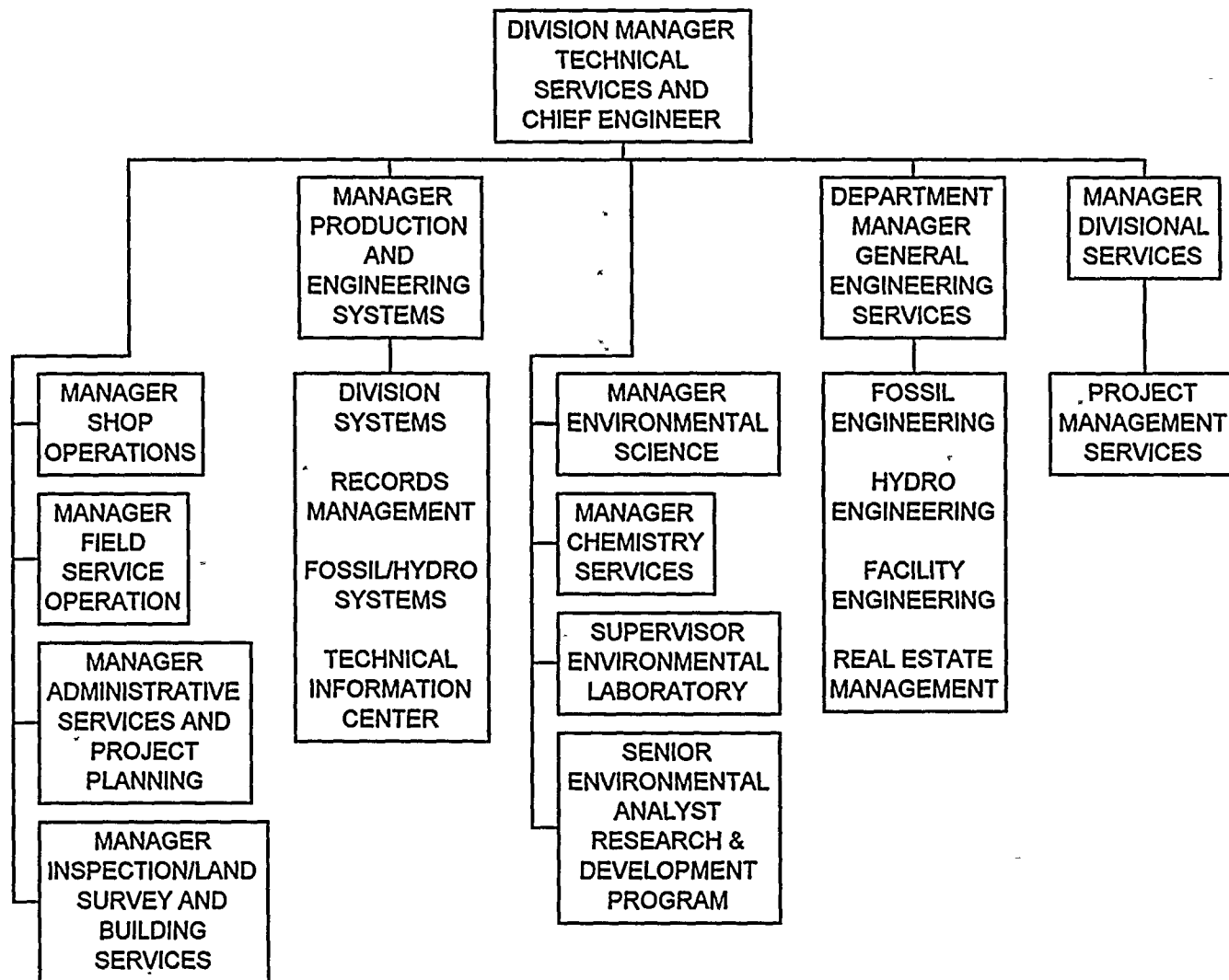
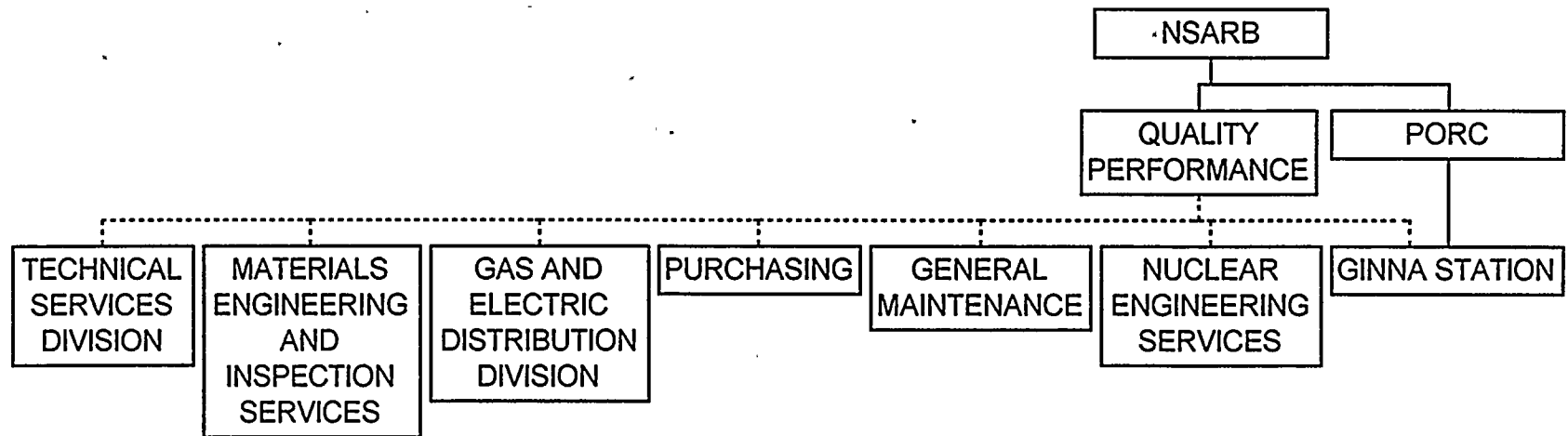


FIGURE 2-5

-67-

Revision 19
December, 1993

GINNA STATION REVIEW AND AUDIT FUNCTIONS



— REVIEW
- - - - - AUDITS

FIGURE 2-6



ATTACHMENT 2

ROCHESTER GAS AND ELECTRIC CORPORATION
R.E. GINNA NUCLEAR POWER PLANT

Revision 19 to:

Quality Assurance Program for
Station Operation

DOCKET NO. 50-244

December, 1993



TABLE OF CONTENTS

<u>Section</u>	<u>Title</u>	<u>Page</u>
	QUALITY ASSURANCE PROGRAM FOR STATION OPERATION	
1.	Quality Assurance Program	1
2.	Organization	5
3.	Design Control	11
4.	Procurement Document Control	14
5.	Instructions, Procedures and Drawings	16
6.	Document Control	17
7.	Control of Purchased Material, Equipment and Services	20
8.	Identification and Control of Materials, Parts and Components	24
9.	Control of Special Processes	26
10.	Inspection	27
11.	Test Control	28
12.	Control of Measuring and Test Equipment	30
13.	Handling, Storage and Shipping	31
14.	Inspection, Test and Operating Status	32
15.	Nonconforming Materials, Parts and Components	33
16.	Corrective Action	34
17.	Quality Assurance Records	36
18.	Audits	38

LIST OF TABLES

<u>Table Number</u>	<u>Title</u>	<u>Page</u>
1-1	Quality Assurance Program Procedures Subject Listing	40
4-1	Procurement Document Requirements	61
18-1	Audit List	62

LIST OF FIGURES

<u>Figure Number</u>	<u>Title</u>	<u>Page</u>
2-1	Management Organization	66
2-2	Quality Performance Organization	67
2-3	Nuclear Production Division Organization	68
2-4	Gas and Electric Distribution Division	69
2-4	Electric Transmission and Distribution Organization	73
2-5	Technical Services Division Organization	70
2-6	Ginna Station Review and Audits Functions	71



QUALITY ASSURANCE PROGRAM FOR STATION OPERATION

1. Quality Assurance Program

The Quality Assurance Program has been developed by the Rochester Gas and Electric Corporation to assure safe and reliable operation of the R. E. Ginna Nuclear Power Plant. This program applies to all activities affecting the safety related functions of the structures, systems, and components that prevent or mitigate the consequences of postulated accidents that could cause undue risk to the health and safety of the public. These quality affecting activities include operation, maintenance, repair, inservice inspection, procurement, refueling, modification, test and inspection. In addition, the Quality Assurance Program applies to the activities associated with the packaging of licensed radioactive materials to be shipped in accordance with 10CFR Part 71 excluding fabrication and design of shipping casks.

The basic Rochester Gas and Electric Corporation quality assurance policy is established by the Chairman of the Board, President and Chief Executive Officer. This policy is implemented under the overall direction of the Senior Vice President, Production and Engineering through the: Department Manager, Quality Performance; Vice President-Ginna Nuclear Production; the Plant Manager-Ginna Station; Division Manager-Technical Services and Chief Engineer; and heads of other supporting departments.

The program is governed by a Ginna Station Quality Assurance Manual which contains the requirements and assignment of responsibilities for implementation of the program. The manual is prepared, reviewed, and maintained by Quality Performance and approved by the Senior Vice President, Production and Engineering.

The program is implemented through Quality Assurance/Quality Control, Ginna Station, Nuclear Engineering Services, Production Division Training, Materials Engineering and Inspection Services, ~~Gas and Electric Distribution Division~~, ~~Electric Transmission and Distribution~~, and Purchasing procedures. These procedures are prepared, approved and maintained by the responsible organization and reviewed by Quality Performance. In addition to its procedure review, Quality Performance assures procedure adequacy through audits and surveillances of a sample of procedures in use. These procedures are reviewed for adequacy at least once every two years by the responsible organization.



Table 1-1 provides a listing of the subjects and a short description of the subject matter which is contained in the each procedures.

Organizational interfaces are defined and controlled by sections of the Quality Assurance Manual. Organizational responsibilities are described in Section 2.

The Quality Assurance Program covers all existing Seismic Category I and Class 1E structures, systems, and components, including their foundations and supports. Activities affecting the quality of these structures, systems, and components are controlled to an extent consistent with their safety significance. A detailed listing of the structures, systems and components covered by the Quality Assurance Program and based on Section 3.2 of the Updated Final Safety Analysis Report, is contained in a controlled database. The criteria for determining if the quality assurance program applies are reviewed by Quality Performance.

Details of the water-and-steam-containing system boundaries are contained on system flow drawings.

Modifications or additions to existing structures, systems, and components are designated the same seismic classification as the existing system. New structures, systems, and components are designated a seismic classification in accordance with the guidelines in USNRC Regulatory Guide 1.29, Revision 3.

Supervisory personnel are indoctrinated in quality assurance policies, manuals, and procedures to assure they understand that these are mandatory requirements which must be implemented and enforced. Personnel responsible for performing activities affecting quality are trained and indoctrinated in the requirements, purpose, scope, and implementation of applicable quality related program manuals and procedures. Refresher sessions are held periodically. Retraining may be required whenever a new procedure is issued or a major revision is made to an existing procedure. Training of personnel not in the Quality Performance organization is the responsibility of each department performing an activity affecting quality. Quality Performance assists in establishing training requirements and assures that personnel are trained by auditing training.

In addition to training in quality assurance, each department conducts training, including on-the-job training, to the extent necessary to assure that personnel are qualified for their primary work assignments.

The Vice President, Ginna Nuclear Production is responsible for the formal training, qualification, licensing, and re-qualification of operators, as necessary. As appropriate, personnel granted unescorted access to Ginna Station are trained in radiation protection, plant safety and security.

The Nuclear Safety Audit and Review Board is required to review the status and adequacy of the Quality Assurance Program at least once every two years to assure that it is meaningful and is effectively complying with corporate policy and 10CFR50, Appendix B. This review consists of audits or a review equivalent to an audit performed by company personnel or outside organizations.

The Quality Assurance Program is designed to meet the requirements of Title 10 of the Code of Federal Regulations, Part 50, Appendix B, "Quality Assurance Criteria for Nuclear Power Plants." The program conforms to the following NRC Regulatory Guides and ANSI Standards:

- a. NRC Regulatory Guide 1.8, Revision 1, "Personnel Selection and Training".
- b. NRC Regulatory Guide 1.28, Revision 2, "Quality Assurance Program Requirements (Design and Construction)".
- c. AEC Regulatory Guide 1.30, Revision 0, "Quality Assurance Requirements for the Installation, Inspection, and Testing of Instrumentation and Electric Equipment".
- d. AEC Regulatory Guide 1.33, Revision 0, "Quality Assurance Program Requirements (Operation)," and regulatory staff comments and supplementary guidance contained in the document entitled "Guidance on Quality Assurance Requirements During the Operations Phase of Nuclear Power Plants", Revision 0 dated October 1973 (Orange Book - Revision 0)



- e. AEC Regulatory Guide 1.37, Revision 0, "Quality Assurance Requirements for Cleaning of Fluid Systems and Associated Components of Water-Cooled Nuclear Power Plants".
- f. NRC Regulatory Guide 1.38, Revision 2, "Quality Assurance Requirements for Packaging, Shipping, Receiving, Storage, and Handling of Items for Water-Cooled Nuclear Power Plants".
- g. NRC Regulatory Guide 1.39, Revision 2, "Housekeeping Requirements for Water-Cooled Nuclear Power Plants".
- h. NRC Regulatory Guide 1.58, Revision 1, "Qualification of Nuclear Power Plant Inspection, Examination and Testing Personnel".
- i. NRC Regulatory Guide 1.64, Revision 1, "Quality Assurance Requirements for the Design of Nuclear Power Plants."
- j. NRC Regulatory Guide 1.74, Revision 0, "Quality Assurance Terms and Definitions".
- k. NRC Regulatory Guide 1.88, Revision 2, "Collection, Storage and Maintenance of Nuclear Power Plant Records".

Note: ~~When record storage facilities are not designed in accordance with the requirements of Regulatory Guide 1.88, duplicate records are kept in two separate storage locations in separate buildings which are physically isolated from each other.~~

- l. NRC Regulatory Guide 1.116, Revision 0-R, "Quality Assurance Requirements for Installation, Inspection, and Testing of Mechanical Equipment and Systems".
- m. NRC Regulatory Guide 1.123, Revision 1, "Quality Assurance Requirements for Control of Procurement of Items and Services for Nuclear Power Plants".
- n. NRC Regulatory Guide 1.144, Revision 1, "Auditing of Quality Assurance Programs for Nuclear Power Plants" except that supplier audit frequencies and performance evaluations are as described in the Quality Assurance Manual.



- o. NRC Regulatory Guide 1.146, Revision 0, "Qualification of Quality Assurance Program Audit Personnel for Nuclear Power Plants".

2. Organization

The major organizations participating in the Quality Assurance Program are Purchasing, Technical Services, Ginna Nuclear Production, ~~Gas and Electric Distribution Division, Electric Transmission and Distribution,~~ Quality Performance, the Plant Operations Review Committee, and the Nuclear Safety Audit and Review Board. Figure 2-1 is an organizational chart showing these organizations and their relationship to the corporate organization.

Positions responsible for the principal elements of the quality assurance program are:

Chairman of the Board, President and Chief Executive Officer
Senior Vice President, Production and Engineering
Vice President, Ginna Nuclear Production
Division Manager, Technical Services and Chief Engineer
Department Manager, Nuclear Engineering Services
~~Department Manager, Department Manager, Quality Performance~~
Manager, Quality Assurance
~~Manager, Department Manager, Production and Engineering Systems~~
Department Manager and Purchasing Agent, Materials Management
Plant Manager, Ginna Station
Superintendent, Ginna Support Services
Superintendent, Ginna Production
Department Manager, Production Division Training
Manager, Nuclear Assurance
~~Division Manager, Systems Engineering and Design~~
~~Division Manager, Rochester Construction and Maintenance~~
~~Department Manager, Distributive Information Systems Support~~
~~Department Superintendent, Electric Substations~~
~~Department~~
~~Department Superintendent, Electric Laboratory and Telecommunications~~
Manager, Materials Engineering and Inspection Services



In addition to the above individuals, two advisory groups are utilized to review and audit plant operations. These groups are the Plant Operations Review Committee and the Nuclear Safety Audit and Review Board. The Plant Operations Review Committee acts in an advisory capacity to the Plant Manager, Ginna Station and the Nuclear Safety Audit and Review Board advises the Senior Vice President, Production and Engineering. The qualifications of members and the responsibilities of these organizations are described in Section 6.0, Technical Specifications, Appendix A to the Full Term Operating License No. DPR-18.

The Chairman of the Board, President and Chief Executive Officer of the Rochester Gas and Electric Corporation directed the establishment of the Quality Assurance Program and issued the governing policy statement. He has established the Nuclear Safety Audit and Review Board to review and audit plant operations. The Chairman of the Nuclear Safety Audit and Review Board is responsible to the Chairman of the Board, President and Chief Executive Officer on all activities of the Nuclear Safety Audit and Review Board.

The Senior Vice President, Production and Engineering reports to the Chairman of the Board, President and Chief Executive Officer and has corporate responsibility for operation of Ginna Station in accordance with applicable regulatory requirements. In addition, he has overall responsibility and authority for directing the Quality Assurance Program and shall be responsible for the approval of the Quality Assurance Manual. He is responsible for establishing the policies and requirements necessary to assure safe and reliable operation of Ginna Station. He is also responsible for those items delineated in Section 6.0, Technical Specifications.

The Vice President, Ginna Nuclear Production is responsible to the Senior Vice President, Production and Engineering for directing Ginna Nuclear Production activities and those support activities associated with Nuclear Engineering Services, Production Division Training, and Corporate Radiation Protection.



R.C.

The Plant Manager, Ginna Station is responsible to the Vice President, Ginna Nuclear Production for the overall on-site safe operation of Ginna Station. He is responsible for: the performance of all Ginna Station quality affecting activities in accordance with the requirements of the quality assurance program; providing qualified personnel to perform these activities in accordance with approved drawings, specifications, and procedures; those items delineated in Section 6.0, Technical Specifications; and assuring that significant conditions adverse to quality are identified and corrected.

The Superintendent, Support Services reports to the Plant Manager, Ginna Station and is primarily responsible for the performance of ~~modification, plant maintenance, and fire protection activities in accordance~~ plant maintenance and scheduling activities in compliance with the requirements of the Quality Assurance Program.

The Superintendent, Ginna Production reports to the Plant Manager, Ginna Station, and is responsible for operations, health physics and chemistry, refueling, ~~fire protection~~ results and tests, Ginna computer systems, ~~minor and temporary modifications,~~ technical engineering, ~~surveillance testing and operational assessment in accordance~~ technical engineering and surveillance testing in compliance with the requirements of the quality assurance program.

The Plant Manager, Ginna Station and Superintendents are assisted by other designated staff members, Figure 2-3, in the implementation of certain Quality Assurance Program requirements at the plant. These staff members are assigned responsibility for testing, procurement, storage of material and equipment, operation and test status control, calibration and control of measuring and test equipment, ~~operating experience assessment,~~ maintenance of material handling equipment, and control of all activities involving operation, maintenance, repair, refueling and modification.

The Department Manager, Production Division Training is responsible to the Vice President, Ginna Nuclear Production for maintaining and implementing an ~~INPO-accredited training program and,~~ Institute of Nuclear Power Operations ~~accredited training program and,~~ in conjunction with Materials Engineering and Inspection Services, for providing trained and qualified welders, riggers and crane operators to support nuclear related activities.



The Department Manager, Nuclear Engineering Services is responsible to the Vice President, Ginna Nuclear Production for designing and constructing major modifications in accordance with applicable design bases, regulatory requirements, codes and standards and for nuclear fuel management. As requested by Ginna Station, he is responsible for reviewing unique maintenance and repair procedures for major equipment and providing technical support. He is also responsible for tracking and preparing corrective action report ~~and commitment action tracking~~ summaries.

The Division Manager, Technical Services and Chief Engineer is responsible to the Senior Vice President, Production and Engineering for directing activities in support of Ginna Station. These activities include long range planning for low level radwaste disposal strategies, personnel support for Ginna Station maintenance activities, records retention, document control, chemistry and environmental requirements support. ~~In addition, he provides support to Nuclear Engineering Services to assist in administration and training associated with procedure changes and to provide coordination for generating responses to audits and inspections.~~

~~The Department Manager, Production and Engineering Systems~~ is responsible to the Division Manager, Technical Services and Chief Engineer for providing records management and document control support services for nuclear related activities.

The Department Manager, Quality Performance is responsible to the Senior Vice President, Production and Engineering for establishing the overall Quality Assurance Program. He is responsible for assuring that all planned and systematic actions necessary to provide adequate confidence that Ginna Station will operate safely and reliably are established and followed. He provides management with objective information concerning quality, independent of the individual or group directly responsible for performing the specific activity.



He has the authority and organizational freedom to assure all necessary quality activities are performed. In addition, he is responsible for special processes and the inservice inspection program. He is responsible for maintaining a staff, Figure 2-2, for the conduct of staff training and for directing its activities. The staff assists in the preparation and maintenance of the Quality Assurance Manual and applicable corrective action report summaries.

The Manager, Quality Assurance reports to the Department Manager, Quality Performance. He and the Quality Assurance Staff are responsible for formulating corporate quality assurance policy and for assuring its implementation. This includes writing Quality Assurance policies, assuring that the program satisfies the requirements of 10CFR50, Appendix B, and for maintaining the total program up to date. The Manager, Quality Assurance is also responsible for establishing and implementing a comprehensive audit and surveillance program, as well as reviewing administrative procedures of the organizations participating in the Quality Assurance Program. The staff is also responsible for auditing and surveillance of aspects of the Quality Assurance Program. They are responsible for assuring that proper codes, standards, and quality requirements are specified in design, procurement and installation documents. They are responsible for assuring that the suppliers of safety-related material, equipment and services are properly qualified, ~~maintaining a listing of qualified suppliers~~ and ~~they are responsible for conducting audits and surveillances~~ at these suppliers' facilities. In addition, the staff assists the Manager, Quality Assurance, in the preparation of the audit schedule and audit status reports.

The Manager, Quality Assurance is a graduate engineer with at least six years of responsible experience, of which at least two years are in quality assurance and at least three years in the design or operation of nuclear power plants.

The Manager, Materials Engineering and Inspection Services is responsible to the Department Manager, Quality Performance for the development and qualification of procedures utilized for special processes.

He is responsible for providing functional guidance and direction for those methods. He is responsible for establishing the Inservice Inspection Program and for coordinating changes thereto. He is also responsible for the routine maintenance of lifting and handling equipment and for the testing and evaluation of Ginna Station materials. He is responsible for supporting training and qualification of welders, riggers and crane operators.

The Manager, Nuclear Assurance reports to the Department Manager, Quality Performance and is responsible for assuring that station activities affecting quality are prescribed and carried out in accordance with approved drawings, specifications, and procedures. He is a member of the Plant Operations Review Committee and delegates the day to day quality assurance and quality control planning and work monitoring responsibilities to his staff of Quality Control Engineers, Foreman and QC Inspectors. The Quality Control Engineers are responsible for the review of design and installation documents and for the review of plant procedures which involve maintenance, repair, refueling, modification, and testing. Nuclear Assurance is responsible for assuring performance of verification inspection activities and assuring that inspection requirements are included in approved procedures and work packages. This includes the receipt inspection of incoming materials, parts and components and the processing of nonconformance reports. The Nuclear Assurance Quality Control Inspectors also perform compliance oriented surveillance of nuclear related activities.

The Department Manager and Purchasing Agent, Materials Management is responsible for the procurement of materials, services, and components, from qualified suppliers, in accordance with applicable commercial, technical, and quality requirements.

~~The Division Manager, Rochester Construction and Maintenance is responsible for providing a staff, Figure 2-4, to perform routine maintenance and testing services for Ginna Station meters and relays. He maintains a listing of qualified suppliers determined through an evaluation made by Purchasing, Nuclear Engineering Services, Quality Assurance and the other involved departments as appropriate.~~

~~The Department Superintendent, Electric Laboratory and Telecommunications is responsible for providing a staff, Figure 2-4, to perform routine maintenance and testing services for Ginna Station meters. He is also responsible for providing laboratory testing of some electrical equipment and devices.~~

~~The Department Superintendent, Electric Substations Department The Division Manager, System Engineering and Design is responsible for providing a staff, Figure 2-4, to perform relay engineering, maintenance and testing services. He is responsible for design, modification and construction activities at Station 13A and for supporting the Nuclear Engineering Services design and construction activities at Ginna. He is also responsible for coordinating and for providing support documentation for any design modifications initiated within the Gas and Electric Distribution Division.~~

~~The Department Manager, Distributive Information Systems Support is responsible for sporting interdepartmental communications. He is also responsible for coordinating and for providing support documentation for any design modifications initiated within the Electric Transmission and Distribution Division.~~

3. Design Control

Design activities are performed by Rochester Gas and Electric Corporation personnel or are subcontracted to organizations providing services to Rochester Gas and Electric.

Nuclear Engineering Services is responsible for the design and control of design activities (including design interfaces) for major modifications of structures, systems or components.

Augmenting this effort is the design and technical support provided by the ~~System Engineering and Design Division Electric Substations Department~~ for the systems and equipment which ~~Electric Transmission and Distribution Gas and Electric Distribution Division~~ is responsible for maintaining. In this regard they support Nuclear Engineering Services for design of safety related modifications.

Ginna Station is responsible for the design and control of design activities for Minor modifications of structures, systems, or components. Ginna Station is also responsible for classifying station originated modifications as either Major or Minor. Nuclear Engineering Services reviews and concurs with modifications being classified as Minor. Minor modifications typically involve (1) component changes which involve vendor design and are limited to the extent that the change does not impact existing performance requirements, (2) additions within Seismic Category I buildings which perform no safety functions and which neither interface with Seismic Category I or Class 1E items nor whose failure could reduce the functioning of any safety related component required for safe shutdown of the plant to an unacceptable level, (3) changes to a safety related system determined not to be major (e.g., vents, drains, alarms, indicating lights, etc.).

Design control is implemented by means of procedures which include: design considerations, design review requirements; internal and external interface control considerations; design document review, approval, distribution; control, and revision requirements; and corrective action. Design considerations include, as appropriate: physics, stress, materials, thermal, hydraulic, radiation and accident analyses; appropriate design bases, codes, standards and regulations; acceptability for operation, maintenance and repair; acceptance and rejection criteria; and quality standards and other quality assurance requirements. Design verification utilizes various methods such as formal design reviews, alternate calculations, or tests, as appropriate, to assure the adequacy of the design.

The design of plant modifications is verified by an engineer other than the one who performed the original design. For Major modification design, this may be done by Nuclear Engineering Services design engineers or consulting engineers as requested. For Minor modification station design, this may be done by Ginna Station, Nuclear Engineering Services design engineers or consulting engineers, as appropriate.

Spare or replacement parts must at least meet the original equipment's technical and quality requirements. For plant modifications, standard, "off-the-shelf", commercial or previously approved materials, parts, and equipment are selected and reviewed for suitability of application by a design engineer.

Changes to a modification design are normally reviewed and approved in accordance with the same procedures as the original modification design. Supplemental procedures are established for the review and approval of field changes. In general, design changes including field changes, are reviewed and approved by the organizations or individuals that performed, reviewed and approved the original design. Where this is not practical, other responsible design organizations or individuals are designated, provided they have access to pertinent background information and are competent in the specific design area.

Design verification and field change systems are methods utilized to detect, document and correct design process errors and deficiencies. In addition, the corrective action system, described in Section 16, is utilized to control and document corrective action to preclude recurrence of those design process errors and deficiencies which are considered to be a significant condition adverse to quality.

Quality Assurance is responsible for assuring that design control procedures, whether the work is done by Rochester Gas and Electric or by other organizations, are prepared and implemented and incorporate appropriate design control practices, checks, and reviews. Design control procedures are reviewed to assure that an independent verification is performed.

Production and Engineering Systems, Nuclear Engineering Services and Ginna Station are responsible for establishing measures for the proper control of design documents and revisions ~~there-to thereto~~, to assure that distribution is to responsible individuals and in a timely manner to prevent inadvertent use of superseded design information. The measures include the use of document revision levels, document transmittals, release stamps, field change request forms and distribution lists.

Design documents are collected, stored, and maintained in accordance with Section 6 and 17, as appropriate. Design documents include design criteria, analyses, specifications, drawings, design review records, and changes thereto.

Quality Performance, through preparation assistance and/or review, assure the proper inclusion of quality standards in the design of major and minor modifications. Quality Performance is also responsible for assuring that adequate test, examination and inspection requirements are included in specifications. The Manager, Quality Assurance reviews and approves any deviations from quality standards when they occur.

Plant modifications are controlled by means of applicable Ginna Station, Nuclear Engineering Services, ~~Gas and Electric Distribution Division~~, ~~Electric Transmission and Distribution~~, Materials Engineering and Inspection Services, Production Division Training and Quality Assurance/Quality Control procedures. These procedures provide for the preparation, review, and approval of design documents, safety analyses, and plant modification procedures. Plant modifications are reviewed by the Plant Operations Review Committee and Nuclear Safety Audit and Review Board as required by Section 6.0, Technical Specifications.

4. Procurement Document Control

Procurement document control applies to the control of procurement documents for materials, parts, components, and services required to perform quality affecting activities. Such documents may be prepared by Rochester Gas and Electric or by a contractor and include purchase requisitions, purchase orders, service agreements, contracts, specifications, and drawings.

Procurement of materials, parts, components, and services is initiated by department staff personnel. Procurement procedures require that organizations preparing procurement documents consider and include, as appropriate, the items listed in Table 4-1.

Procurement documents, including those requesting spare or replacement parts, initiated at Ginna Station are reviewed by Quality Performance and approved by the designated Ginna Station supervision. Procurement documents initiated in Nuclear Engineering Services, Materials Engineering and Inspection Services, ~~Electric Transmission and Distribution~~ ~~Gas and Electric Distribution Division~~ and Quality Assurance/Quality Control are reviewed by Quality Performance and approved by designated departmental supervision.

Evidence of review and approval of procurement documents is recorded on the documents and identifies to Purchasing a procurement method which will ensure that the selected supplier is capable of providing the item or service in accordance with the requirements of the procurement documents. Considerations used in selecting a supplier and for determining the corresponding procurement method are described in Section 7.

After purchase requisitions, service agreements, contracts, specifications, and drawings have received the required reviews and approvals, a purchase order is issued by Purchasing to the selected supplier and controlled as described in Section 7. These documents are maintained by Purchasing, by the originating department, and/or by the receiving locations, as appropriate, until procurement is completed.

Under no circumstances are purchasing requirements altered (except for quantity or pricing) during order placement unless review and concurrence is obtained from those who were required to review, concur with, and approve the original documents as described above. Changes or revisions to procurement documents are subject to the same review and approval requirements as the original documents.

Originating department technical review of procurement documents includes verification of applicable regulatory, code and design requirements. Quality Performance review of the above includes checks to verify proper inclusion of the quality standards, quality assurance program requirements, method of procurement and the applicable acceptance criteria. Ginna Station reviews procurement documents for spare or replacement parts to determine similarity, compatibility, and acceptance criteria of the original design. Quality Performance also reviews procurement documents for spare or replacement parts for adequacy of the quality requirements.

5. Instructions, Procedures, and Drawings

Each Rochester Gas and Electric company organization, involved in quality related activities, is responsible for developing, reviewing, approving, and implementing procedures as required to implement the Quality Assurance Program. These procedures cover activities such as document control, training of personnel, and responsibilities and duties of personnel. Quality Performance reviews these procedures for inclusion of quality assurance program requirements. Table 1-1 provides a summary of the subject matter contained in the procedures which are used to implement the quality assurance program. Procurement documents require suppliers and contractors to have appropriate instructions, procedures, specifications, and drawings.

Ginna Station is responsible for providing and implementing instructions and procedures associated with operation, maintenance, repair, in-service inspection, refueling, procurement, modification and testing. This includes instructions and procedures listed in USAEC Regulatory Guide 1.33 for administrative control; general plant operation; startup, operation, and shutdown of safety related systems; correction of abnormal, off-normal, or alarm conditions; response to emergencies and other significant events; radioactivity control; control of measuring and test equipment; chemical and radiochemical control; and fuel handling and refueling. Ginna Station is responsible for appropriate changes to such documents upon receipt of regulatory directives, instructions from Rochester Gas and Electric management, or the completion of plant modifications. Ginna Station is also responsible for the preparation and issuance of those minor modification design documents not provided by Nuclear Engineering Services or the equipment supplier.

~~Gas and Electric Distribution Division Electric Transmission and Distribution~~ is responsible for the preparation and implementation of relay inspection and testing procedures as required to direct detailed inspections and testing activities for which they are responsible. ~~Gas and Electric Distribution Division Electric Transmission and Distribution~~ also assists in the preparation of routine relay maintenance and testing procedures used by their personnel in the annual Ginna Station protective relay surveillance program.



Nuclear Engineering Services is responsible for providing approved specifications and drawings associated with ~~for~~ major modifications and for minor modifications when ~~minor modifications necessitate drawings or specifications necessary~~. These documents require those performing the work to obtain, understand, and comply with appropriate procedures, specifications and drawings. Engineering has established procedures for revising drawings and specifications. These procedures cover updating of as-built drawings after plant modifications and the revision, approval, distribution, and control of all drawings and specifications.

Quality Performance is responsible for: preparing and implementing inspection procedures utilized for detailed inspection activities for Ginna Station; providing and implementing procedures for audit and surveillance related activities; providing and implementing instructions and procedures associated with special processes, routine maintenance and inspection of cranes and handling equipment as well as materials testing and inservice inspection.

Persons preparing, reviewing and approving documents are responsible for assuring that specifications, instructions, procedures, and drawings include appropriate quantitative or qualitative acceptance criteria for determining that important activities have been satisfactorily accomplished and assuring that the documents are kept current.

Indoctrination and training of personnel is provided by the responsible organizations to ensure that quality affecting activities are conducted in accordance with established documents. In addition, Quality Performance department assessment as described in Section 10 and Section 18 are used to verify that commitments are being addressed and quality affecting activities are being performed in accordance with approved instructions, procedures and drawings.

6. Document Control

Procedures are established to control the issuance of procedures, instructions, drawings, and specifications.



Standard document control requirements are contained in the Quality Assurance Manual. The Plant Manager, Ginna Station is responsible for the control of all documents issued by Ginna Station personnel. ~~Electric Transmission and Distribution Gas and Electric Distribution Division~~ and Production Division Training are responsible for the control of documents issued by their respective organizations. Production and Engineering Systems controls the distribution of controlled manuals issued for the other organizations performing activities which implement this Quality Assurance Program (Table 1-1). Each organization controlling documents has a separate procedure to control documents in accordance with the requirements of the Quality Assurance Manual.

The Quality Assurance Manual designates responsibilities and defines requirements for the preparation, review and approval of documents. Each department responsible for an activity is responsible for providing the necessary review and approval of instructions, procedures or drawings to assure that they are adequate, and include appropriate qualitative and quantitative requirements. Nuclear Assurance Quality Control representatives, who are assigned to support departmental maintenance, repair, refueling and modification activities, are responsible for reviewing, prior to use, governing procedures to assure quality assurance requirements are included. The Plant Operations Review Committee has the responsibility for reviewing Ginna Station procedures prior to their approval as required by Section 6.0, Technical Specifications. Detailed inspection, test and examination procedures used by qualified personnel require the review and concurrence of the responsible technical person associated with that activity. Ginna Station, Nuclear Engineering Services, Material Engineering and Inspection Services, Purchasing, Production Division Training and ~~Gas and Electric Distribution Division Electric Transmission and Distribution~~ assurance implementing procedures (Table 1-1) require the review of Quality Performance and the approval of the appropriate department supervisor.

Quality Assurance/Quality Control procedures are approved by the Department Manager, Quality Performance or designee.

The Quality Assurance Manual requires that documents be controlled as appropriate, considering the type of document involved, its importance to safety, and the intended use of the document. It identifies the difference between controlled and uncontrolled copies of the same document; includes the method for identifying holders of controlled copies; requires that only controlled copies of a document be used for official purposes; requires that lists of effective revisions be issued periodically; requires lists of document holders to be maintained by the distributors;

and requires that distributors transmit controlled documents using approved forms internally and externally.

Types of documents which are controlled include Technical Specifications, UFSAR, Quality Assurance Manual, procedures (such as engineering, purchasing, repair, maintenance, test, calibration, fuel handling, modification, and administrative), specifications and drawings. Suppliers of materials, equipment, and services under an approved 10CFR50 Appendix B supplier quality assurance program are required in procurement documents to provide for control of documents, including manufacturing, inspection and testing instructions.

The Quality Assurance Manual further requires that each organization provide in its procedures for measures: to assure that documents are available when required; to properly review and approve documents such as procedures, instructions, specifications and drawings to provide the same reviews and approvals for changes to documents as was required of the original document; to require that organizations which review and approve documents have access to pertinent information and adequate knowledge of the original document intent; to assure that approved changes are promptly transmitted for incorporation into documents; and to assure that obsolete or superseded documents are eliminated from the system and not used.

Quality Performance is responsible for review and concurrence of procurement documents for all procuring organizations and, therefore, procurement document control requirements.

Quality Performance is responsible for review and assessment of document control systems to assure adequate systems are implemented.

7. Control of Purchased Material, Equipment, and Services

Procurement documents, supplier selection, planning for item or service acceptance, control of supplier performance and acceptance of items and services are five major means used in controlling purchased material, equipment and services. All procurement is conducted in accordance with procurement documents as stated in Section 4. All reviews, inspections, surveillances, and audits are conducted by personnel who are competent in establishing whether or not a supplier is capable of providing acceptable, quality products.

Procurement planning is utilized by the procuring organizations consists of determining the methods to be used for acceptance of the item or service and the requirements for control of the supplier performance. Source inspection (surveillance), certificate of conformance, receipt inspection and post installation test are methods which are considered for item acceptance of all items. Receipt inspection is utilized in the acceptance of all items. In lieu of these methods, acceptance of services is based on either or a combination of: (1) surveillance of the activity and (2) review of objective evidence for conformance to the procurement document requirements (i.e. certifications, stress reports etc.). The extent of the acceptance methods and associated verification activities will vary and be a function of depending upon the relative importance and complexity of the purchased item or service and the supplier's past performance.

Consideration for the control of supplier performance includes the necessity for document submittals or surveillance, and under what situation the supplier is to report nonconformances.

Results of the planning are incorporated in the procurement documents.

Selection of a supplier is based on the evaluation of its capability to provide the item or services in accordance with the requirements of the procurement documents. The evaluation, which is accomplished during the procurement planning, determines the necessity for the supplier selection to be made from the approved suppliers list.



Purchasing utilizes the approved suppliers list as the selection source for those suppliers found to have a satisfactory quality assurance program. The evaluation guidelines for source selection considers the item complexity, method(s) of acceptance and for a replacement item, ~~whether if~~ the source is to be restricted to the original supplier. For engineered and off-the-shelf items procured from suppliers required to have a quality assurance program, supplier selection is made from the approved suppliers lists or one who is in the process of being added to a list, after having its capability evaluated to purchaser satisfaction. Items or services, which meet industry standards and are typically utilized in applications other than nuclear, may be purchased from suppliers not listed on the approved suppliers list provided that item acceptance can be based on acceptance of standard commercial quality which is supplemented, as necessary, with source surveillance, pre- or post-installation tests, receipt tests, commercial supplier test reports, commercial supplier certificates, or receipt inspection. Items or services which have nuclear quality requirements which normally require the supplier to implement a quality assurance program but for which no such supplier can be practicably utilized may also be purchased from suppliers not listed on the approved suppliers list provided that verification of nuclear quality can be accomplished by methods such as source surveillance, pre- or post-installation tests, receipt tests, supplier test reports, supplier certificates, or receipt inspection as approved by Quality Assurance. Departmental procedures establish guidelines for source selection evaluations and for documenting the results through indication of the corresponding procurement method. The purchase requisition will also identify the source when replacement parts are to be procured from the original equipment supplier.

Addition of a supplier to the approved suppliers list is based on satisfactory evaluation of the supplier's ~~capability by Quality Assurance, Purchasing and other departments, as appropriate~~ quality assurance program by Quality Assurance.



For engineered items, Nuclear Engineering Services is or Ginna Station are responsible for evaluating the overall design or manufacturing capability of the supplier including his particular technical ability to produce the design, service, item, or component delineated in the procurement documents. As part of this review, the supplier's design capabilities, machinery capabilities, handling capabilities, testing facilities, service capabilities, and experience are reviewed.

Quality Assurance is responsible for evaluating the supplier's overall quality assurance organization and program in accordance with applicable codes, standards, applicable parts of 10CFR50 Appendix B, and Rochester Gas and Electric Corporation requirements. The review includes consideration of: company organization, quality assurance personnel qualifications, review and control of design documents, manufacturing procedures, quality assurance procedures, calibration practices, acceptance criteria, required quality assurance records and their retention, and quality assurance requirements and controls imposed by the supplier on his subcontractors. Supplier evaluation is conducted by means of procedures or checklists which identify applicable regulatory or code quality assurance requirements.

Ginna Station, Quality Performance and Gas and Electric Distribution Division Electric Transmission and Distribution evaluate the suppliers of inspection, test, and calibration services which they intend to use.

The departments responsible for performing supplier evaluations shall document their results in reports which discuss areas investigated, findings, and conclusions.

~~Measures are established by Nuclear Engineering Services, Ginna Station and Quality Assurance to control supplier performance for engineered items. As applicable, concurrence of Purchasing, Nuclear Engineering Services, Quality Performance, Ginna Station and Electric Transmission and Distribution is required to place a supplier on the qualified suppliers' list. One organization can remove a supplier from the list without concurrence of the others.~~



~~Measures are established by Nuclear Engineering Services and Quality Assurance to control supplier performance for engineered items.~~ These measures typically include the processing of change information, surveillance of supplier activities and the control of documents exchanged with the supplier. In addition, each department procuring off-the-shelf items or services establishes similar measures for the control of supplier performance. With the exception of processing change information, the need for and applicable extent of purchaser controls of the supplier are determined during procurement planning.

Quality Assurance is responsible for determining and documenting the degree of supplier surveillance (including review, inspection, or audit) required during design, fabrication, inspection, testing, and shipping, and for providing the required surveillance. The objective of supplier surveillance is to provide a sampling review of the supplier's quality assurance program implementation and of product conformance with respect to the purchase order requirements. For complex engineered items, Quality Assurance and Nuclear Engineering Services are responsible for joint development of surveillance plans in advance of surveillance trips to identify areas to be reviewed.

The results of the surveillance trip are documented by means of inspection sheets or trip reports which are distributed to the Manager, Quality Assurance, and the department which initiated the procurement. When a deviation from purchase order requirements is noted, the Quality Assurance representative has the authority to inform the vendor that a particular item is unacceptable, to issue a nonconformance report or to stop work, if necessary.

Quality Performance is responsible for surveillance of Ginna Station site contractors to assure that they meet all technical and quality requirements. The reporting and documenting of contractor surveillance is managed in a manner similar to supplier surveillance.

The verification methods for the acceptance of items and services are specified on the attached procurement control form during procurement planning and the purchase requisition preparation.



Department supervision is responsible for receiving and storing items pending their acceptance.. Upon receipt, the department stockkeeper logs the item, places a "hold" tag on the item, and notifies Quality Performance that the item has arrived.

Quality Performance is responsible for receipt inspection at Ginna Station upon delivery of items and associated services for maintenance, repair, modification, and refueling. This inspection includes the use of written procedures or checklists to verify that the items and services conform to the procurement documents (if this has not been performed by source inspections) and that documentary evidence of conformance is available at the plant prior to installation or use. Documentary evidence sufficient to identify the codes, standards or specifications met by the purchased material, equipment, and services is retained. In the event a final source inspection for the acceptance is conducted prior to receipt by RG&E, Quality Performance performs an inspection for shipping damage or lost parts and a document check to assure that the required documentation has been reviewed and is complete. A receiving inspection checklist is completed for all items received to document the extent of the inspection performed, including the documents checked, and the inspection results.

If the item and documentation are adequate, Quality Performance labels the item as "Accepted", files the documentation and receipt inspection results, and releases the item for storage or use. If the item is nonconforming or the documentation is unsatisfactory, Quality Performance initiates controls on the item in accordance with Section 15.

All items issued must bear an acceptance tag or label and have documentation to support the acceptability of the item. In the event the traceability is lost or the documentation review is unsatisfactory, the item becomes nonconforming and may not be released for use.

8. Identification and Control of Materials, Parts, and Components

The identification and control of materials, parts, and components is accomplished in accordance with written requirements and applies to material, parts, or components in any stage of fabrication, storage, or installation.

Identification and control requirements are established by either an existing procedure or requirements documents which are prepared during the planning stages of a project. The identification and control requirements cover items such as: traceability to associated documents such as drawings, specifications, purchase orders, manufacturing test data and inspection documents, and physical and chemical mill test reports; specification of the degree of identification to preclude a degradation of the item's functional capability or quality; and the proper identification of materials, parts, and components prior to release for manufacturing, shipping, construction, and installation.

Nuclear Engineering Services, Ginna Station and Quality Performance are responsible for assuring that drawings and specifications contain appropriate requirements for the identification and control of materials, parts, or components, as appropriate. Suppliers are required to assure that all required documentation for an item is properly identified and related to the item. Each item is required to be physically identified, either by marking on the item or by tags. Physical identification by purchase order number is used to the maximum extent possible for relating an item at any time to applicable documentation. Identification is either on the item or records traceable to the item. Where physical identification is impractical, physical separation, procedural control, or other appropriate means are employed.

The Plant Manager, Ginna Station is responsible for maintaining identification and control of materials, parts, or components received, stored, installed, and used at the plant in accordance with approved procedures. The responsible supervision of other departments which receive material that which is to be stored away from the plant are responsible for establishing procedures for identification and control and for maintaining identification and control of material, parts, or components, stored or used in their area of responsibility.

In the event that traceability is lost for a specific item, it is handled as nonconforming material and deviations and waivers are controlled and documented in accordance with Section 15.



9. Control of Special Processes

Written procedures are established to control special processes, such as welding, heat treating, and nondestructive examination to assure compliance with applicable codes, standards, and design specifications. Qualification of personnel and special process procedures ~~complies~~ comply with the requirements of applicable codes and standards. When special process qualification requirements are not included in existing codes and standards, they are described in procedures which give details of the special process, the personnel qualification requirements, the equipment necessary, and the special process qualification requirements.

Initiators of procurement activities are responsible for requiring suppliers, in procurement documents, to control special processes in accordance with the above requirements. Quality Performance personnel are responsible for reviewing procurement documents to ensure that requirements for control of special processes are included.

Rochester Gas and Electric procedures for special processes are prepared, reviewed, and approved by Materials Engineering and Inspection Services. Special process procedures submitted by suppliers and contractors are reviewed and concurred with by Materials Engineering and Inspection Services.

The Manager, Nuclear Assurance and Ginna Station Maintenance Managers are responsible for assuring that personnel performing special processes under their cognizance are qualified and are using qualified procedures in accordance with applicable codes, specifications, and standards. Within the Quality Performance Department, the Manager, Materials Engineering and Inspection Services is responsible for the qualification of NDE personnel and procedures. The Manager, Materials Engineering and Inspection Services is responsible for the qualification of welding procedures and ~~the training and qualification of welders~~. ~~The Manager, Materials Engineering and Inspection Services along with the Department Manager, Production Division Training are responsible for the training and qualification of welders, riggers and crane operators used for nuclear related activities.~~ Records for personnel and procedures to demonstrate that required qualifications have been obtained and kept current are maintained by Production and Engineering Systems.



Quality Performance performs surveillance, inspections, and audits of special processes performed by Rochester Gas and Electric or contractors to assure effective compliance with procedures.

10. Inspection

Procedures prepared for the control of activities include inspection requirements and hold points as required by drawings, instructions, requirements documents, specifications, codes, standards, or regulatory requirements. For clarification and to distinguish from preventive maintenance inspections, the following controls are associated with the quality assurance function inspections and referred to as verification inspections. Instructions for conducting detailed verification inspections are contained in inspection procedures. These inspection procedures and all supporting specifications and drawings are provided to inspection personnel for use prior to performing the inspection. Inspections and hold points are utilized to verify conformance of materials, parts, appurtenances, components, processes or structures to predetermined quality requirements. Inspection procedures include the identification of quality characteristics to be inspected, a description of the method of inspection to be used, the identification of the group responsible for performing the inspection, the acceptance and rejection criteria, the requirements for the recording of inspection results, and the requirements for providing evidence of completion and certification of the inspection activity. Verification inspections are performed by qualified inspection personnel who are independent of the personnel performing the work. Outside contractors are required by procurement documents to have and follow similar procedures and to use independent inspectors. Inspectors are sufficiently trained to adequately evaluate the activity they are inspecting.

Quality Performance personnel are responsible for assuring performance of verification inspections, as required, during plant operation, maintenance, repair, in-service inspection, refueling, modification, and testing when the work is performed by Rochester Gas and Electric personnel. The adequacy of inspections not directly performed by Quality Performance personnel will be assessed on a sample basis through the QA/QC surveillance program. Inspection equipment is calibrated and controlled in accordance with Section 12. Calibration status is verified by inspection



personnel prior to performing an inspection operation.

In the event an inspection of processed material or products is impossible or impractical, indirect control by monitoring processing methods, equipment, and personnel is provided. Both inspection and process monitoring are required when control is inadequate without both.

Quality Performance is responsible for verifying adequate inclusion of inspection requirements in specifications.

The Manager, Nuclear Assurance is responsible for assuring that adequate inspection requirements and hold points are included in maintenance, repair, refueling, modification and testing instructions and procedures and related fabrication processes. He is also responsible for the assignment of qualified personnel required for the performance of verification inspections and quality control surveillances of quality affecting activities.

With the exception of that which pertains to Pump and Valve Testing, the Manager, Materials Engineering and Inspection Services is responsible for establishing the requirements for the Inservice Inspection Program. Nuclear Engineering Services is responsible for establishing the requirements for the Inservice Pump and Valve Testing Program. The program for inservice inspection of the reactor coolant system and other safety related systems is contained in Section 4.2, Technical Specifications.

11. Test Control

Checks or testing performed to verify the adequacy of corrective or preventive maintenance shall be performed to approved instructions, procedures, or drawings. Whenever testing is required to demonstrate that a material, part, component, or system will perform satisfactorily in service, a test program is instituted employing written and approved procedures which are in accordance with basic requirements established in Technical Specifications, drawings, instructions, procurement documents, specifications, codes, standards, and regulatory requirements. The test program requires the identification, control, and documentation of all tests, and the preparation of written procedures required for satisfactory accomplishment of the testing. Together the written procedures and checklists for the testing program include: necessary test equipment and calibration requirements; material requirements; test



personnel requirements; prerequisite plant and equipment conditions; limiting conditions; detailed performance instructions for the testing method and test equipment instrumentation; acceptance and rejection criteria; instructions for disposition of deviations; data collection requirements; and test result approval.

The Plant Manager, Ginna Station is responsible for the station test program, which includes the surveillance test program required by Section 4.0, Technical Specifications and testing associated with modifications. Nuclear Engineering Services is responsible for preparing test procedures and performing testing associated with modifications.

Test procedures are prepared by the plant staff, reviewed by the Plant Operations Review Committee and Quality Performance, and approved by the Plant Manager, Ginna Station. The Plant Manager, Ginna Station is responsible for the correct and timely performance of the required tests utilizing written and approved procedures. When contractors are employed for tests, the contractor is required to perform testing in accordance with ~~its~~ their approved quality assurance program requirements. All test results are required to be documented, reviewed, and approved by those responsible for performing the test.

When requested by Ginna Station, ~~Electric Transmission and Distribution Gas and Electric Distribution Division~~ performs test activities to determine the cause of protective relay malfunctions. These test activities are performed in accordance with approved procedures by qualified personnel.

Nuclear Engineering Services and Quality Performance are responsible for assuring that required tests for major modifications are included in specifications. Nuclear Engineering Services and ~~Electric Transmission and Distribution Gas and Electric Distribution Division~~ assistance in the preparation of modification-related test procedures may be provided to the Ginna Station staff. The Ginna Station Technical Manager is responsible for the adequate inclusion of test requirements in minor modification design documents and for reviewing modification-related test results for acceptability to design requirements. Reviews of minor modification design by Quality Performance verifies adequate inclusion of test requirements.



12. Control of Measuring and Test Equipment

The calibration and control system for measuring and test equipment includes calibration procedures, establishment of calibration frequencies, and maintenance and control requirements of measuring and test instruments, tools, gauges, shop standards, and nondestructive test equipment which are to be used in the measurement, inspection, and monitoring of components, systems, and structures. Calibration procedures include step-by-step methods for calibration and requirements for instrument accuracy. Calibration frequency is based on required accuracy, degree of usage, stability characteristics, manufacturer's recommendations, experience, and other conditions affecting measurement capability.

Control of measuring and test equipment requires: a recall system assuring timely calibration of equipment; a system providing unique identification of equipment, traceability to calibration test data, and identification of the next calibration date on the equipment; a system providing traceability of shop standards to nationally recognized standards (where national standards do not exist, procedures contain instructions to document the basis for calibration) and periodic revalidation of shop standards; a system providing for records to be maintained which indicate the complete status of all items under the calibration system including the maintenance, calibration results, abnormalities, and last and future calibration dates; and a system controlling the purchase requirements of new equipment to be entered into the calibration and control system including requirements for accuracy, stability, and repeatability under normal use conditions. In the event a measuring instrument (i.e. shop or field standard) is found out of calibration, an investigation is conducted to determine the validity of previous measurements.

The Plant Manager, Ginna Station is responsible for the procedures and program required to assure control and calibration of measuring and test equipment at Ginna Station in accordance with the above requirements. Instruments specified in Section 4.1, Technical Specifications, are included in the program. Tools, gauges, and instruments necessary for maintenance, inspection, and test are calibrated and controlled in accordance with station procedures. Measuring, test or inspection equipment used by Nuclear Assurance Quality Control is included in the program.



The Manager, Materials Engineering and Inspection Services and, ~~Division Manager, Rochester Construction and Maintenance~~ are responsible for establishing a program and the preparation of procedures for the control and calibration of measuring and test equipment used by their respective organizations.

13. Handling, Storage, and Shipping

Ginna Station Supervision is responsible for developing and implementing procedures for the handling, storage, shipping, preservation, and cleaning of material and equipment delivered to or located at Ginna Station. ~~Gas and Electric Distribution Division, Electric Transmission and Distribution,~~ and Materials Engineering and Inspection Services are responsible for preparing and implementing procedures for the handling, storage, shipping, preservation, and cleaning of material and equipment delivered to or located in their work areas. In addition, the Manager, Materials Engineering and Inspection Services is responsible for preparing and implementing procedures for the routine maintenance and inspection of lifting and handling equipment. Under normal circumstances, manufacturer's specific written instructions and recommendations and purchase specification requirements are invoked for cleanliness, preservation, special handling, and storage with respect to environmental requirements. In the absence of, or in addition to, specific manufacturer requirements, the management may invoke additional requirements in accordance with department procedures.

The Department Manager, Nuclear Engineering Services ~~or Plant Manager, Ginna Station~~ are responsible for specifying in procurement documents and in engineering specifications that written procedures be used, as appropriate, for the handling, shipping, storage, cleaning, and preservation of materials and equipment procured for major modifications. These procedures are prepared by contractors, by the station staff, or by staff members of ~~Electric Transmission and Distribution~~ ~~Gas and Electric Distribution Division~~ as appropriate. Rochester Gas and Electric procedures are reviewed and approved as described in Section 6.



In the preparation of procurement documents, department procedures, and contractor procedures, consideration of handling, shipping, storage, cleanliness, and preservation is given to all material and equipment throughout various stages of manufacturing and installation prior to operational acceptance.

Quality Performance, Ginna Station and Nuclear Engineering Services are responsible for review of engineering specifications to assure that proper handling, storing, and shipping requirements have been specified. Quality Performance is responsible for assessment of handling, storage, and shipping activities by suppliers, Rochester Gas and Electric personnel, and contractors.

14. Inspection, Test, and Operating Status

Equipment or systems not ready for normal service are clearly identified by use of tags, control logs, and other suitable means to indicate the status in a positive manner. The identification is sufficient to positively indicate the status of the particular equipment or system being isolated.

The Plant Manager, Ginna Station is responsible for indicating the status of operating equipment or systems to be removed from service for maintenance, repair, or modification in accordance with the approved Electric System Operating Rules. The Plant Manager designates personnel who have station holding authority.

Personnel who have station holding authority are responsible for directing the status change of equipment and systems in accordance with the approved station holding procedures.

System status is indicated through the use of hold tags, block tags and corresponding control logs.

Equipment or system inspection and test status are indicated by use of test tags, labels, or work inspection and test status sheets. Written procedures control the use of hold tags, test tags, and labels.

Systems, components, and equipment which are found to be unacceptable during or after testing are clearly identified.

Fuel handling operations involving fuel assemblies or other radioactive sources are identified and controlled by the use of tags, stamps, or other suitable means.

Maintenance, repair, or modification of components, systems, or structures utilizes procedures, travelers, data sheets, instructions or checklists to indicate status of the work, inspections or tests and corresponding acceptance or rejection for a particular component, system, or structure. These job control forms are prepared by the job supervisor and reviewed by Nuclear Assurance Quality Control personnel and maintained at a designated control location to indicate the status and the completion of required inspections and tests.

Quality Performance monitors the status change of Ginna Station activities for their implementation of approved procedures and assures that inspection results are properly documented. Material Engineering and Inspection Services establishes the procedures for implementing the inspection status sheets utilized during inservice inspection.

15. Nonconforming Materials, Parts, and Components

Procedures are established for the control, evaluation and disposition of deficient material, parts, and components. Materials, parts, or components which do not conform to the drawing or specification requirements are identified, controlled and reported. RG&E personnel are responsible for initiating nonconformance reports and initiating dispositions. Nuclear Assurance Quality Control personnel are responsible for inspecting and approving closeout of nonconformance reports. Prior to installation or use, nonconforming items generally remain in a hold area until an approved disposition has been implemented. Nonconforming items may be released for installation to meet critical fabrication schedules provided controls are established to prevent inadvertent use prior to implementing the nonconformance disposition. After installation, nonconforming items are identified and controlled until approved disposition has been implemented.

Nonconformances identified at a supplier's facility and reported to RG&E, which have supplier recommended dispositions of use-as-is, or repair, are normally processed by the department originating the procurement. Organizations which specify the requirement being dispositioned are responsible for reviewing and approving the supplier recommended disposition.

Items are repaired and reworked in accordance with approved procedures and current drawings. The repair or rework must



be verified as acceptable by an inspection of the affected item or process which is at least equal to the original inspection method.

Items which are accepted "use-as-is" are fully documented with the drawing or specification requirement and technical justification for acceptance. All such items are approved prior to use by the cognizant organization having responsibility for the requirement. In addition, those "use-as-is" nonconformances which also deviate from a Design Criteria requirement shall require additional approval of the Senior Vice President, Production and Engineering.

Nuclear Assurance Quality Control personnel provide nonconformance status information periodically. Quality Performance and other organizations analyze nonconformance report data for adverse trends and ~~process~~ ~~provide~~ periodic reports to management. Adverse trends form a basis for supplier re-evaluation or for other corrective action.

16. Corrective Action

Conditions adverse to quality are those conditions which compromise confidence that a structure, system or component at Ginna Station will perform satisfactorily in service.

Significant conditions adverse to quality are those conditions which, if uncorrected, could affect the health and safety of the public, seriously affect the ability to operate the plant in a safe manner, ~~represents~~ ~~represent~~ a serious breakdown in activity controls, or will require a major effort to restore capability to perform specified functions.

Conditions adverse to quality shall be promptly identified and reported to supervision. The condition adverse to quality shall be identified, corrected and evaluated to determine if a significant condition adverse to quality exists.

When a significant condition adverse to quality at Ginna Station is identified, the Corrective Action Coordinator is responsible for evaluating the effect of continuing the activity. If continuing the activity would obscure or preclude identification and correction of the deficiency, continuing the activity would increase the extent of the deficiency or lead to an unsafe condition, stop work action is taken.

~~Quality Performance Supervision~~ The Manager Nuclear Assurance has authority to stop work on maintenance, repair, inservice inspection, refueling, modification, testing or inspection deficiencies at Ginna Station, as well as other locations.

Quality Performance may recommend stop work action to the Plant Manager, Ginna Station on operating deficiencies.

The Manager, Quality Assurance has the authority to stop work for conditions identified in Purchasing, Nuclear Engineering Services, Materials Engineering and Inspection Services, ~~Electric Transmission and Distribution Gas and Electric Distribution Division~~ or cognizant supplier associations.

For significant conditions adverse to quality, ~~affected RG&E management shall review initiated reports to determine causes and develop corrective action plans to resolve the identified concerns and preclude recurrence. corrective action processes shall ensure affected RG&E management review initiated reports to determine causes, develop corrective action plans, resolve the identified concerns and preclude recurrence.~~ If the significant condition adverse to quality involves a design deficiency or the recommended corrective action involves a design change, the review of the condition adverse to quality includes Nuclear Engineering Services or Ginna Station design personnel, as appropriate.

The Corrective Action Coordinator assures root cause determination and corrective action plans are developed to resolve the identified concern and to preclude recurrence.

~~The Plant Operations Review Committee~~ Cognizant nuclear supervision reviews all ~~each~~ Corrective Action Report initiated at Ginna Station and may recommend additional corrective action if the action already taken does not result in adequate resolution.

The Plant Operations Review Committee CAR Subcommittee reviews all corrective action reports to assure that the cause of the condition has been determined and that corrective action has been taken to preclude repetition.



Corrective action summary reports are submitted to departmental supervision to keep them aware of significant conditions adverse to quality, related causes and corrective action being taken. Senior Management is advised of the causes and actions of the more significant Corrective Action Reports.

Quality Assurance provides additional assurance of the corrective action program effectiveness through semi-annual audits and periodic surveillances.

17. Quality Assurance Records

Quality Assurance is responsible for establishing the basic requirements for quality assurance record retention and maintenance. Production and Engineering Systems, as directed by the Division Manager, Technical Services and Chief Engineer, is responsible for the retention and maintenance of records. Quality Performance, Purchasing, Nuclear Engineering Services, ~~Electric Transmission and Distribution~~ and ~~Gas and Electric Distribution Division~~ departments are responsible for forwarding the records they initiate to the appropriate Production and Engineering Systems record retention locations. Each organization generating records is responsible for preparation, review, approval, and implementation of specific quality assurance record procedures for their areas of responsibility in accordance with these requirements. The records which fall within quality assurance record requirements include those records required by Section 6.10 of the Technical Specifications and the Quality Assurance Program. All records associated with the operation, maintenance, repair, inservice inspection, refueling, modification, inspection and testing of structures, systems, and components covered by the quality assurance program are included.

Records initiated at Ginna Station include operating logs; the results of inspections, tests, and the monitoring of plant activities; drawings, procurement documents and material analyses; calibration procedures and reports; and Nonconformance and Corrective Action Reports. Records of the qualification of personnel, procedures, and equipment for special processes and the results of reviews are maintained at the appropriate Production and Engineering Systems record retention location.



Inspection and test records contain a description of the type of test or inspection activity, evidence of completion of the activity, results, the name of the inspector or data recorder, the acceptance or rejection of the activity, and a record of any nonconformances.

The requirements and responsibilities for record accessibility and transmittal are described in the Quality Assurance Manual sections as appropriate. Requirements and responsibilities for preparation, inspection, identification, review, storage, retrieval, maintenance, and the retention of quality assurance records are in accordance with applicable quality assurance record procedures, codes, standards, and procurement documents. Records are available to authorized personnel.

Removal of records from storage is documented and accountability is maintained by the responsible record control activity.

Records are either stored in record storage facilities which are designed to prevent destruction of records due to fire, flooding, theft, and deterioration by temperature or humidity conditions; or, duplicate records are kept in two separate storage locations in separate buildings which are physically isolated from each other.

Record keeping procedures provide for receiving, classifying, indexing, labeling, and preparing records for storage. The procedures establish retention requirements, accessibility, control of obsolete record destruction, and control for issuance and return of all records.

Production and Engineering Systems is responsible for maintaining plant operating records as required in Section 6.10, Technical Specifications.

Production and Engineering Systems is also responsible for maintaining off-site prepared design records, such as specifications, drawings, design review reports, and design control documentation; quality assurance records, such as audit reports and surveillance reports; purchasing records, such as supplier qualifications, bid evaluations, and purchase orders.

18. Audits

Compliance with all aspects of the Quality Assurance Program and the effectiveness of the program is determined by audits and surveillances of all organizations performing quality affecting activities. Quality Assurance is responsible for conducting audits of those organizations and activities involved in the quality assurance program on a planned, periodic basis. Audit intervals are based on the status and safety importance of activities being performed, as well as group performance and related management concerns.

Table 18-1 is a list of the ~~audits with~~ activities to be examined ~~in for each of the audits.~~ Frequencies are based on the level of activity in each area. Audit schedules are established to assure that each of the activities are ~~is~~ audited at the frequency specified in Section 6 Technical Specifications. Additional audits or surveillances are conducted as required by special conditions, circumstances or to address management concerns.

Each audit requires the development of an audit plan to provide information about the audit, such as the functional areas to be audited, the names of those who will perform the audit, the scheduling arrangements, and the method of reporting findings and recommendations. Audit planning and performance utilize performance based techniques that will facilitate effectiveness assessments as well as compliance verification. The audits are performed in accordance with written procedures or checklists by appropriately trained personnel not having direct responsibilities in the areas being audited.

Audit results are documented and reported to the supervisor and division head having responsibility in the area audited and the Nuclear Safety Audit and Review Board. Within a specified period of time, the person having supervisory responsibility in the area audited is required to review the audit results, take necessary action to correct the deficiencies identified by the audit, and document and report the corrective action.

Quality Assurance is responsible for developing audit plans and audit checklists, designating and training audit personnel, and conducting audits.



Audits may be conducted by Quality Assurance engineers or other qualified personnel, such as technical specialists from other company departments and outside consultants.

Audits of major contractors, subcontractors, and suppliers are conducted during the early stages of design and procurement, as required, to evaluate their quality assurance program for compliance with all aspects of the procurement documents. Audits are conducted, as required, to assure that major contractors, subcontractors, and suppliers are auditing their suppliers' quality assurance programs in accordance with procurement documents. During the project or procurement process additional audits are performed, as required, to assure all quality assurance program requirements are properly implemented in accordance with procurement documents.

Quality Performance performs regular analyses of audit and Quality Assurance surveillance results to evaluate quality trends. Results of these analyses are provided to management for their regular review.

Table 1-1
Quality Assurance Program Procedures
Subject Listing

<u>Quality Assurance/Quality Control Procedures</u>	<u>Appendix B Criteria</u>
Indoctrination of Quality Assurance/Quality Control and Supervisory Personnel	I
Training of Quality Assurance/Quality Control Personnel	I
Management Review of the Quality Assurance Program	I
Periodic Review of Quality Assurance/Quality Control Procedures	I
Planning and Reporting Results for QA/QC Subcommittee Meetings	I
Quality Assurance/Quality Control Group Organization and Responsibilities	II
Quality Assurance Review of Rochester Gas and Electric Design Criteria	III
Quality Assurance Review and Approval of Field Change Requests and Review of ECN's	III
Quality Assurance Review of Rochester Gas and Electric Engineering Specifications	III
Preparation, Review and Approval of Quality Verification Specifications	III
Computer Software Product Evaluation	III
Quality Assurance, Review of Computer Software Production Evaluations	III
Master Software Index	III
Requisitioning Quality Assurance/Quality Control Services	IV
Quality Review of Rochester Gas and Electric Procurement Documents	IV
Preparation, Review and Approval of Rochester Gas and Electric Q.A. Specifications	IV



Table 1-1 (cont'd)

<u>Quality Assurance/Quality Control Procedures</u>	<u>Appendix B Criteria</u>
Preparation, Review and Approval of Ginna Station Quality Assurance Manual	V
Preparation, Review and Approval of Quality Assurance/Quality Control Procedures	V
Preparation, Review and Approval of the Quality Control group Verification Inspection Program Procedures	V
Revision and Control of the QA Program for Station Operation	V
Review of Nuclear Directives	V
Review of Departmental Procedures	VI
Preparation, Review and Approval of Procedure Deviation Requests by Quality Assurance/Quality Control	VI
Evaluation of Suppliers by Quality Assurance	VII
Supplier Surveillance	VII
Control of Supplier Performance	VII
Quality Assurance Evaluation of Bids	VII
Conducting Commercial Grade Supplier Surveys	VII
Evaluation of Commercial Suppliers by Quality Assurance	VII
Document Deficiency Reports	VII
Establishment and Maintenance of Qualified Suppliers List	VII
Establishment and Maintenance of the Commercial Grade Supplier List	VII
Verification Inspection Program	X

Table 1-1 (cont'd)

Quality Assurance/Quality Control Procedures	Appendix B Criteria
Qualification of Inspection Personnel	X
Quality Assurance Nonconformance Processing	XV
Corrective Action Reports	XVI
Quality Assurance Commitments and Action Items	XVI
Review of Ginna Maintenance Work Order Packages	XVI
Identified Deficiency Reports	XVI
Records Turnover Plan	XVII
Qualification of Audit/Survey Personnel	XVIII
Audit Scheduling and Planning	XVIII
Performance of Quality Assurance Audits	XVIII
Reporting and Follow-Up of Audit Findings	XVIII
Conduct of Quality Assurance During and in Follow-Up of NSARB Audits	XVIII
Response to Audits and Surveillance	XVIII
Qualifications of Surveillance Personnel	XVIII
Review of Audit Program	XVII
Auditing of the Nuclear Emergency Response Plan	XVII
Performance Based Surveillance Program	XVIII
Availability and Use of INPO and NRC Inspection/ Assessment Reports in Audit and QA Surveillance	XVIII
Quality Assurance Planning Guides	XVIII



Table 1-1 (cont'd)

Materials Engineering Inspection ServicesAppendix B
Criteria

Indoctrination and Training	I
Materials Engineering and Inspection Services Organization and Responsibilities	II
Preparation, Review and Approval of Purchase Requisitions and Related Procurement Documents	IV
Quality Materials Engineering and Inspection Services Procedures	V
Quality Materials Engineering and Inspection Services Procedure Deviation Request	V
Preparation, Review and Approval of Material Handling Equipment Instructions	V
Preparation, Review and Approval of Materials Engineering Laboratory Test Procedures	V
Control and Distribution of Documents Regulating Safety Related Activities	VI
Control of Purchased Materials	VII
Preparation, Review and Approval of Supplier Evaluation	VII
Control of Purchased Services	VII
Welding Procedure Preparation Review and Approval	IX
Welding Procedure Qualification	IX
Heat Treating Procedures	IX
Welder Qualification and Currency	IX
Nondestructive Examination Procedures	IX
Nondestructive Examination Procedures Manual	IX
Nondestructive Examination Personnel Qualification	IX



Table 1-1 (cont'd)

Materials Engineering Inspection ServicesAppendix B
Criteria

Qualification of Visual Examination Personnel	IX
Erosion/Corrosion Program	IX
General Brazing Procedures Preparation and Approval	IX
General Brazing Procedures Qualification	IX
Inservice Inspection Program and Plans	X
ASME Section XI Repair, Replacement and Modification Procedure	X
Incorporating Ginna Modifications into Inservice Inspection Program	X
Duties of the ANII	X
Tests conducted by MEIS Laboratories	XI
Requesting MEIS Laboratories Services	XI
Requesting MEIS Services Laboratories	XI
Test Personnel Qualifications	XI
Vendor Tests under MEIS Direction	XI
Calibration and Control of Nondestructive Examination Instruments	XII
Inspection and Maintenance of Material Handling Equipment	XIII
Overhead and Gantry Cranes	XIII
Inspection and Maintenance of Portable Lifting and Handling Equipment	XIII
Underhung Cranes, Jib Cranes and Monorail Systems	XIII
Slings and Related Apparatus	XIII
Classification and Training of Material Handling	XIII



Equipment Personnel

Table 1-1 (cont'd)

Materials Engineering Inspection Services

Appendix B
Criteria

Mobile Hydraulic Cranes	XIII
Inspection and Maintenance of Jacks, Hydraulic Rams and Cylinders .	XIII
Forklift Loading Forks	XIII
Inspection of Designated Monorails	XIII
Training and Qualification of Crane Operators	XIII
Lifting Devices in the Containment Vessel	XIII
Pre-Shipment Inspection of Radioactive Material Shipping Containers	XIII
Nonconformance Reports	XV
Initiating and Responding to Corrective Action Reports	XVI
Quality Materials Engineering and Inspection Services Records	XVII
Response to Audits	XVII



Table 1-1 (cont'd)

<u>Ginna Procedures</u>	<u>Appendix B Criteria</u>
Ginna Quality Assurance Program Implementation	I
Fire Watch Training	I
R.E. Ginna Training Plan	I
Ginna Station Training	I
General Employee Training	I
Temporary Employee Training	I
Hazardous/Mixed Waste Emergency Response Training	I
Operator Training Responsibilities	I
R.E. Ginna Health Physics Orientation Program	I
Fire Brigade Training	I
Radiation Protection Technician Entry Level Requirements, Responsibilities, and Training	I
Chemistry Technician Entry Level Requirements, Responsibilities, and Training	I
Maintenance Training Program	I
Ginna Station Administrative and Engineering Staff Responsibilities	II
Ginna Station Management Responsibilities	II
Health Physics and Chemistry Section Organization and Responsibilities	II
Support Services Organization and Responsibilities	II
Operations Section Organization and Responsibilities	II
Technical Section Organization and Responsibilities	II
Material and Procurement Section Organization and Responsibilities	II



Table 1-1 (cont'd)

<u>Ginna Procedures</u>	<u>Appendix B Criteria</u>
Operational Assessment Section	II
Ginna Station Staff Responsibilities for Fire Prevention	II
Ginna Modification Project Organization	II
Plant Operations Review Committee Operating Procedure	II
Radiation Emergency Plan Implementing Procedure Committee	II
Emergency Procedures Committee (EPC)	II
Ginna Standard Nomenclature	II
Preparing and Dispositioning of Technical Staff Request	III
Control of Station Modification	III
Station Modification Classification and Review	III
Station Modification Planning Control	III
Station Modification Installation and Acceptance	III
Station Modification Completion	III
Preparation, Review & Approval of Design Input Documents for Minor Modifications	III
Component Classification Request/Reanalysis	III
Evaluation of Parts to Determine Safety Classification	III
Preparation, Review and Approval of Safety Analysis	III
Preparation, Review, Approval and Distribution of Design Output and Design Review Documents for Minor Modifications	III
Technical Evaluation	III

Table 1-1 (cont'd)

<u>Ginna Procedures</u>	<u>Appendix B Criteria</u>
Preparation of Configuration Data Change Forms	III
Computer Software Product Evaluation	III
Control of Procurement Documents Prepared at Ginna Station	IV
Evaluation of Commercial Grade Items for Safety Related Applications	IV
Evaluation of Items for In-Storage Maintenance Requirements	IV
Plant Procedures Preparation and Classification	V
Plant Procedure Content and Format Requirements	V
Emergency and Abnormal Operating Procedures Writers' Guide	V
Operating Procedures Writers' Guide	V
Health Physics and Chemistry Procedures Writers' Guide	V
Plant Procedure Adherence Requirements	V
Emergency and Abnormal Operating Procedures Users' Guide	V
Procedure Control	V
Procedure Control-New Procedures	V
Procedure Control-Permanent Changes	VI
Procedure Control-Temporary Changes	VI
Procedure Control-Periodic Review	VI
Procedure Control-Index	VI
Procedure Control of Emergency and Abnormal Procedures	VI

Table 1-1 (cont'd)

<u>Ginna Procedures</u>	<u>Appendix B Criteria</u>
Procedure Control - Amendments to Licensing Documents and Changes to the Facility	VI
Procedure Change Control 10CFR 50.59 Review	VI
Emergency and Abnormal Operating Procedure Support Documentation Control	VI
Procedure Distribution	VI
Control of Construction Documents	VI
Vendor Manual Control Program	VI
Vendor Manual Information/Discrepancy/Incorporation Request	VI
Drawing Change Request	VI
Conditional Release Program	VII
Receipt and Acceptance of Materials/Parts	VII
Control of Purchased Services	VII
Inventory Control of Material, Parts and Components at Ginna Station	VII
Identification and Marking of Accepted Material, Parts, and Components	VIII
Bulk Storage of Combustible Materials and Their Use	VIII
Trailer Admittance Requirements	VIII
Control of Consumable Materials at Ginna Station	VIII
Control of Welding	IX
Nondestructive Examination Control	IX
Welding Equipment Performance Verifications	IX



Table 1-1 (cont'd)

<u>Ginna Procedures</u>	<u>Appendix B Criteria</u>
Open Flame, Welding and Grinding Permit (Hot Work Permit)	IX
Control of Inservice Inspection Activities	X
ASME Section XI Repair, Replacement and Modification Procedure for Ginna Station	X
Electrical Preventive Maintenance Program	X
Environmentally Qualified Equipment Maintenance Program	X
Mechanical Preventive Maintenance Program for Rotating Equipment	X
Equipment Inspection and Lubricant List	X
Valve Preventive Maintenance Program	X
Condenser Inservice Inspection Program	X
Preventive Maintenance Program for Plant Security Equipment	X
Performance of Tests	XI
Qualification and Certification of Test Personnel	XI
Test Tag Control Program	XI
Calibration, Test, Check and Replacement Surveillance Program for Instrumentation and Equipment Important to Safety	XI
Ginna Station Surveillance Schedule	XI
Inservice Testing of Pumps and Valves	XI
Calibration and Control of Test Equipment	XII
Maintenance and Inspection of Material Handling Equipment	XIII

Table 1-1 (cont'd)

<u>Ginna Procedures</u>	<u>Appendix B Criteria</u>
Control of Material Handling and Handling Equipment	XIII
Storage and Preservation of Materials and Equipment at Ginna Station	XIII
Control of Heavy Loads at Ginna Station	XIII
Control of Heavy Loads for the Containment Overhead Crane	XIII
Control of Heavy Loads for the Auxiliary Building Overhead Crane	XIII
Control of Heavy Loads for the 7 1/2 Ton Screenhouse Crane	XIII
Control of Heavy Loads for Jib Cranes in Containment	XIII
Control of Heavy Loads in Safety-Related Areas	XIII
Housekeeping Control	XIII
Station Holding Rules	XIV
Bypass of Safety Function of Jumper Control	XIV
Operational Assessment Program	XIV
Effectiveness Evaluation of the Operational Assessment Program	XIV
Installation and Removal of Temporary Cables	XIV
Control of Temporary Modifications	XIV
Installation, Removal and Control of Scaffolding	XIV
Installation and Removal of Temporary Fluid System Provisions	XIV
Program to Prevent Degradation of Reactor Coolant Pressure Boundary	XIV



Table 1-1 (cont'd)

<u>Ginna Procedures</u>	<u>Appendix B Criteria</u>
Independent Verification	XIV
Control of Nonconforming Items	XV
Nonconformance Reports	XV
Corrective Action Reports	XVI
Root Cause Analysis	XVI
Overview of the Ginna Station Work Control System	XVI
Work Request/Trouble Report Initiation	XVI
Work Order Initiation	XVI
Work Order Planning	XVI
Work Order Scheduling	XVI
Work Order Execution	XVI
Post Maintenance Testing	XVI
Work Order Close Out	XVI
Work Order Processing After Hours	XVI
Work Control System Performance Indicators	XVI
Station Work Authorization Request	XVI
Safety Classification of Maintenance Work Activities	XVI
Identified Deficiency Reports	XVI
Ginna Records	XVII
Records Storage Facilities and Equipment	XVII
Special Nuclear Material Inventory and Record Requirements	XVII
Maintenance History Program	XVII
Ginna Station Response to Internal Audits	XVII



Table 1-1 (cont'd)

<u>Nuclear Engineering Services Procedures</u>	<u>Appendix B Criteria</u>
Indoctrination and Training	I
Engineering Department Organization and Responsibilities	II
Ginna Modification Project Organization	II
Preparation, Review and Approval of Design Input Documents	III
Preparation, Review and Approval of Design Analyses	III
Preparation, Review and Approval of Engineering Drawings	III
Preparation, Review and Approval of Engineering Specifications	III
Preparation, Review and Approval of Design Verification	III
Integrated Design Process	III
Preparation, Review and Approval of Safety Analyses	III
Review and Approval of Architect Engineer or Consultant Design Documents	III
Preparation, Review and Approval of Field Change Requests	III
Preparation, Review and Approval of Engineering Change Notices	III
Review of the Classification of Station Modifications	III
Preparation, Review, and Approval of CAD Piping and Instrumentation Drawings	III
Preparation, Review and Disposition of Drawing Change Requests	III
ALARA/ Radiation Safety Design Review	III

Table 1-1 (cont'd)

<u>Nuclear Engineering Services Procedures</u>	<u>Appendix B Criteria</u>
Preparation, Review and Approval of Appendix R Conformance Verifications	III
Preparation, Review and Approval of the Electrical Equipment Environmental Qualification Data Summary Form EEQ-1 and IEEE 323-1974 Waiver Authorization Form EEQ-2	III
Review, Approval and Implementation of Changes to the Safety Assessment System Software	III
Engineering Computer Software Documentation and Control	III
Human Factors Review of Control Room and Local Emergency Control Panel Modifications	III
Preparation, Review and Approval of P&ID Database and Configuration Data Change Forms	III
Erosion/Corrosion Control Monitoring Program for Carbon Steel Piping	III
Preparation, Review and Approval of Changes to the Updated Final Safety Analysis Report	III
ASME Section XI Repair, Replacement and Modification Program Implementation	III
Component Safety Classification Drawing Review Process	III
Component Safety Classification Component Classification Form	III
Component Safety Classification Request/Re-Analysis	III
System, Structure, or Component Safety Classification Criteria	III
Preparation, Review and Approval of CAD Electrical Drawings	III

Table 1-1 (cont'd)

<u>Nuclear Engineering Services Procedures</u>	<u>Appendix B Criteria</u>
Requests for Nuclear Engineering Services	III
Preparation, Review and Approval of Procurement Documents for Purchases Covered by the QA Program	IV
Evaluation of Commercial Grade Items for Safety Related Applications	IV
Evaluation of Quality Verification Items for Safety Significant Applications	IV
Preparation, Review, and Approval of Engineering Procedures	V
Preparation, Review, and Approval of Engineering Procedure Deviation Request	V
Distribution and Control of Documents by the Control Number Method	VI
Distribution and Control of Documents by Project Correspondence Procedures	VI
Preparation, Review and Approval of Supplier Evaluations	VII
Review and Approval of Vendor Design and Manufacturing Technical Documents	VII
Preparation, Review and Approval of Bid Requests, Bid Evaluations and Recommendations for Award	VII
Engineering Review of Nonconforming Materials, Parts or Components	VX
Initiating and Responding to Corrective Action Reports	XVI
Processing Identified Deficiency Reports	XVI
Documenting and Reporting Potential Conditions Adverse to Quality	XVI
Performing "Substantial Safety Hazard" Evaluations for 10CFR21 Reportability	XVI



Table 1-1 (cont'd)

Nuclear Engineering Services Procedures

Appendix B
Criteria

Records	XVII
Records Turnover Plan	XVII
Engineering Response to Internal Audits	XVIII



Table 1-1 (cont'd)

Purchasing ProceduresAppendix B
Criteria

Periodic Review of Purchasing Procedures	I
Indoctrination and Training of Purchasing Personnel	I
Purchasing Department Organization and Responsibilities	II
Preparation, Review, Approval and Issuance of Purchase Orders and Changes to Purchase Orders	IV
Requests for Bids and Bid Evaluation	IV
Purchasing Procedures	V
Purchasing Procedure Deviation Request	V
Supplier Evaluation	VII
Establishment and Maintenance of Qualified Suppliers List	VII
Establishment and Maintenance of the Commercial Grade Supplier List	VII
Supplier Material Deficiency Processing	XV
Supplier Corrective Action Reporting	XVI
Purchasing Response to Corrective Action Reports and Corrective Action Reporting	XVI
Purchasing Records and Turnover Plan	XVII
Purchasing Response to Audits	XVIII

Table 1-1 (cont'd)

<u>Production Division Training Procedures</u>	<u>Appendix B Criteria</u>
Indoctrination and Training	I
Production Division Training Organization and Responsibilities	II
Operations and Technical Training Organization and Responsibilities	II
Training Systems Organization and Responsibilities	II
Maintenance Training Organization and Responsibilities	II
Curriculum Committee Organization and Responsibilities	II
Software Quality Assurance Program	III
Preparation, Review and Approval of Quality Training Procedures	V
Preparation, Review and Approval of Training Procedures, Guidelines, and Policies	V
Preparation, Review and Approval of Nuclear Training Programs	V
Style Guide for Training Procedure Development	V
Nuclear Training Procedure Revision	V
Training Change Request/Notice	V
Control and Distribution of Production Division Training Documents	VI
Training Programs for Crane Operators and Riggers	XIII
Corrective Action	XVI
Nuclear Production Division Training Records Management	XVII
Production Division Training Response to QA Audits	XVIII

Table 1-1 (cont'd)

Gas and Electric Distribution Division Procedures	Appendix B Criteria
Electric Transmission and Distribution Procedures	
Quality Assurance Program Implementation for Gas and Electric Distribution Division Department	I
Indoctrination and Training of Gas and Electric Distribution Division Personnel	I
Gas and Electric Distribution Division Organization Electric Transmission and Distribution Department	II
Indoctrination and Training of Electric Transmission and Distribution Personnel	I
Electric Transmission and Distribution Organization	II
Design/Modification Activities Control at Ginna Station	III
Design/Modification Activities Control at Station 13A and on Circuit 751, Equipment and Line	III
Control of Procurement Documents for Purchased Parts, Components and Services	IV
Preparation, Review and Approval of Electric Transmission and Distribution Procedures	V
Preparation and Approval of Laboratory Test Procedures	V
Preparation and Approval of Electric Meter and Laboratory Calibration Schedules	V
Preparation and Approval of Electric Substation Department Relay Test Schedules	V
Preparation and Approval of Electric Transmission and Distribution Deviation Requests	V
Control of Gas and Electric Distribution Division	VI
Control of Electric Transmission and Distribution Procedures	VI
Control and Distribution of Electric Meter and Laboratory Department and Laboratory Test Procedures	VI

Table 1-1 (cont'd)

Gas and Electric Distribution Division Procedures Appendix B	
Electric Transmission and Distribution Procedures Appendix B	
<u>Criteria</u>	
Control of Electric Meter and Laboratory Department Calibration Services	VI
Control of Electric Substations Department Relay Test Schedule	VI
Supplier Technical Evaluation	VII
Receipt and Acceptance of Instrumentation and Standards Equipment	VII
Control of Purchased Services for Electric Meter and Lab	VII
Identification and Control of Materials, Parts and Components	VIII
Surveillance at the Gas and Electric Distribution Division	
Surveillance at the Electric Transmission and Distribution Division	
Performance of Tests at Ginna Station	XI
Performance of Tests at the Electrical Laboratory	XI
Qualification of Test Personnel	XI
Calibration and Control of Test Instruments	XII
Nonconforming Parts and Components	XV
Initiating and Processing of Corrective Action Reports	XVI
Control of Quality Assurance Records	XVII
Gas and Electric Distribution Division Response to Audits	
Electric Transmission and Distribution Response to Audits	
XVIII	

TABLE 4-1
Procurement Document Requirements

Items to be considered for inclusion in procurement documents include:

1. Scope of Work - Detailed statement of the work to be performed.
 2. Technical Requirements - by reference to specific drawings, specifications, codes, regulations, procedures or instructions, including revisions, that describe the items or services to be furnished. Also identified shall be test, inspection and acceptance requirements, and any special requirements for such activities as designing, identification, fabrication, cleaning, erecting, packaging, handling, shipping, extended storage and shelf life.
 - *3. Quality Assurance Program Requirements - which require the supplier to have a documented quality assurance program that implements portions or all of 10CFR50 Appendix B as well as applicable quality assurance program requirements of other nationally recognized codes and standards. Also included shall be the requirement that the supplier incorporate appropriate quality assurance program requirements in subtier procurement documents.
 - *4. Right of Access - to include the facilities and records of the supplier for source inspection and audit by the Purchaser or parties designated by the purchaser. Also included shall be provisions for the identification of witness and hold points and the minimum time of advance notice.
 - *5. Documentation Requirements - Submittal approval and retention requirements for documents such as quality assurance manuals, special process and test procedures, materials records, calculations and analyses.
 - *6. Nonconformance - Requirements for reporting and disposition of nonconformance to procurement requirements.
- * - Items reviewed by Quality Assurance or Quality Control.



Table 18-1
Audit List

Audit Title

Audit Topic Areas

Corrective Action

Corrective Action associated
with deficiencies occurring
in facility, equipment,
structures, systems or
methods of operation.
Operational Assessment
Nonconformance Control

*Outage Activities

Refueling and Special
Nuclear Material
ISI Implementation
IST Program and
Implementation
Surveillance Test and LCOs
Maintenance
Modification Installation
Safety
Security
Radiation Protection and
ALARA

*Health Physics, Chemistry and
Radwaste

Radwaste Shipping and Process
Control Program and
implementing procedures
Radioactive Effluents and
Offsite Dose Calculation
Manual and implementing
procedures
Radiation Protection and
ALARA
HP/Chemistry Measuring and
Text Equipment
Chemistry Program
Radiological Environmental
Monitoring Program

*Fire and Safety

Fire Protection Program and
implementing procedures
Fire Protection and Loss
Prevention Program



Table 18-1 (con't)
Audit List

<u>Audit Title</u>	<u>Audit Topic Areas</u>
	Independent Inspections and Audits Fire Systems Fire Surveillance Fire Brigade Training Fire Brigade Equipment Safety Program Housekeeping
Instructions, Procedures, and Document Control	Drawing Control Vendor Manual Control Procedure Control Records Control
Security	Security Plan and Implementing procedures Guard Training and Qualification Fitness for Duty Program
*Operations	Limiting Conditions for Operation Surveillance Testing Operator Performance Operations Administration PORC Activities NSARB Activities
Materials Engineering and Inspection Services	ISI Program NDE Qualifications Welding Qualifications MHE Program Miscellaneous QA Controls
*Maintenance and Testing	Preventive Maintenance Program Planning and Scheduling Work Order Implementation Post-Maintenance Testing Work Order Closeout and Equipment History Control of Measuring and Test Equipment

Table 18-1 (con't)
Audit List

<u>Audit Title</u>	<u>Audit Topic Areas</u>
	Technical Specification Surveillance
Nuclear Emergency Response Plan	Nuclear Emergency Response Plan and Procedures Offsite Agency Interface Response Personnel Training Emergency Information Plan
Training/performance and qualifications of the operating and technical staff	Licensed Operator Auxiliary Operator Chemistry Technician Maintenance Radiation Protection Technician Results and Test Technician QC Inspector Shift Technical Advisor Technical Staff and Managers Engineering Department Training General Employee Training
Procurement	Procurement Evaluations Procurement Document Control Control of Purchased Items and Services Handling, Storage, and Shipping Hazardous Material Control Program
Configuration Control	Major Modification Design Minor Modification Design Installation Planning Control of As-Built Configuration Licensing Activities Temporary Modifications

Table 18-1 (con't)
Audit List

<u>Audit Title</u>	<u>Audit Topic Areas</u>
Gas and Electric Distribution Division	Systems Engineering and Design Rochester Construction and Maintenance Distributive Information Systems Support
Electric Transmission and Distribution	Electric Mater and Laboratory Electric Substations

* Noted audits will also address relevant activities to verify conformance of facility operation to all provisions contained in Technical Specifications and applicable license conditions.



R.E. GINNA NUCLEAR POWER PLANT MANAGEMENT ORGANIZATION CHART

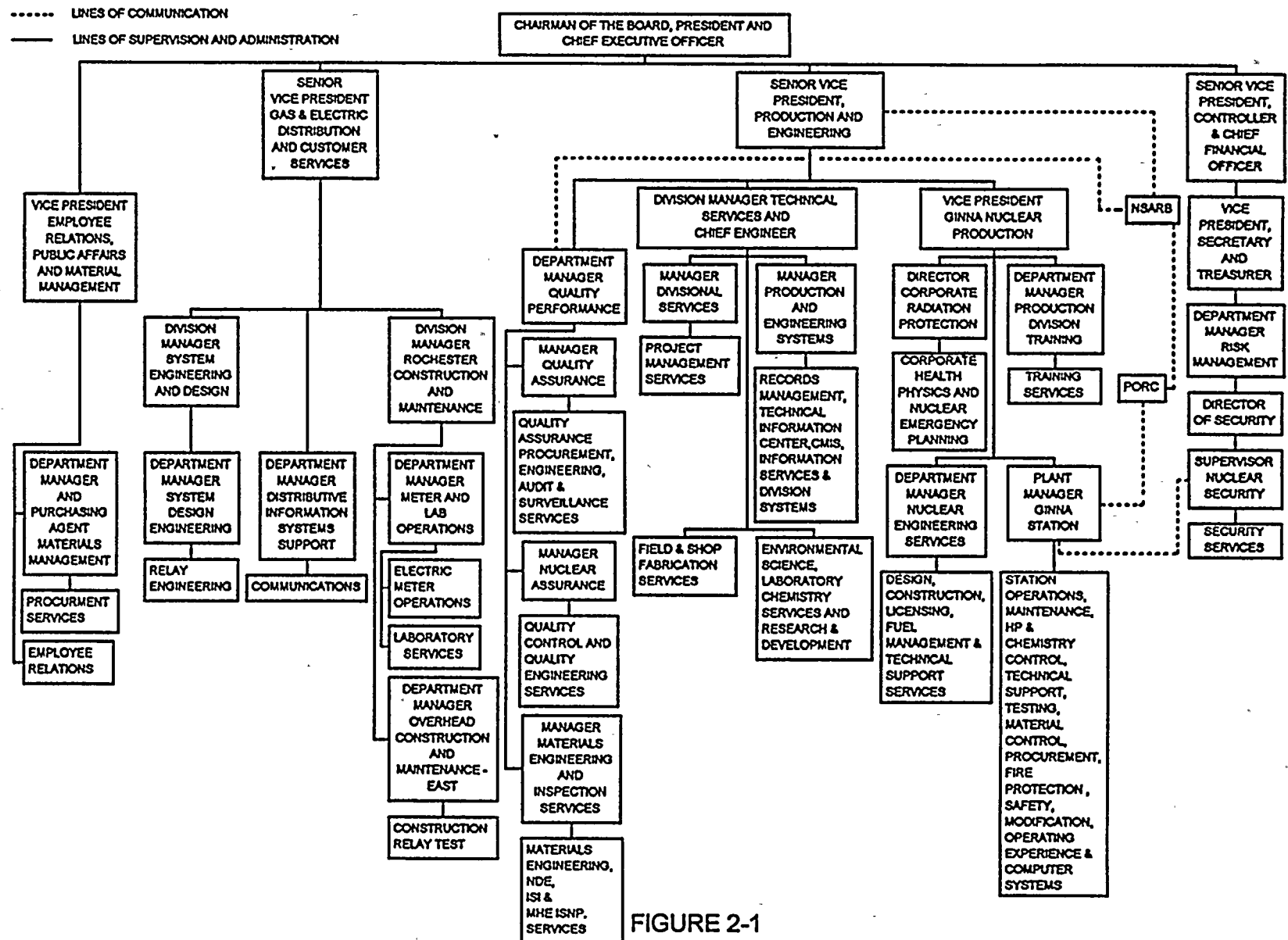


FIGURE 2-1



QUALITY PERFORMANCE ORGANIZATION

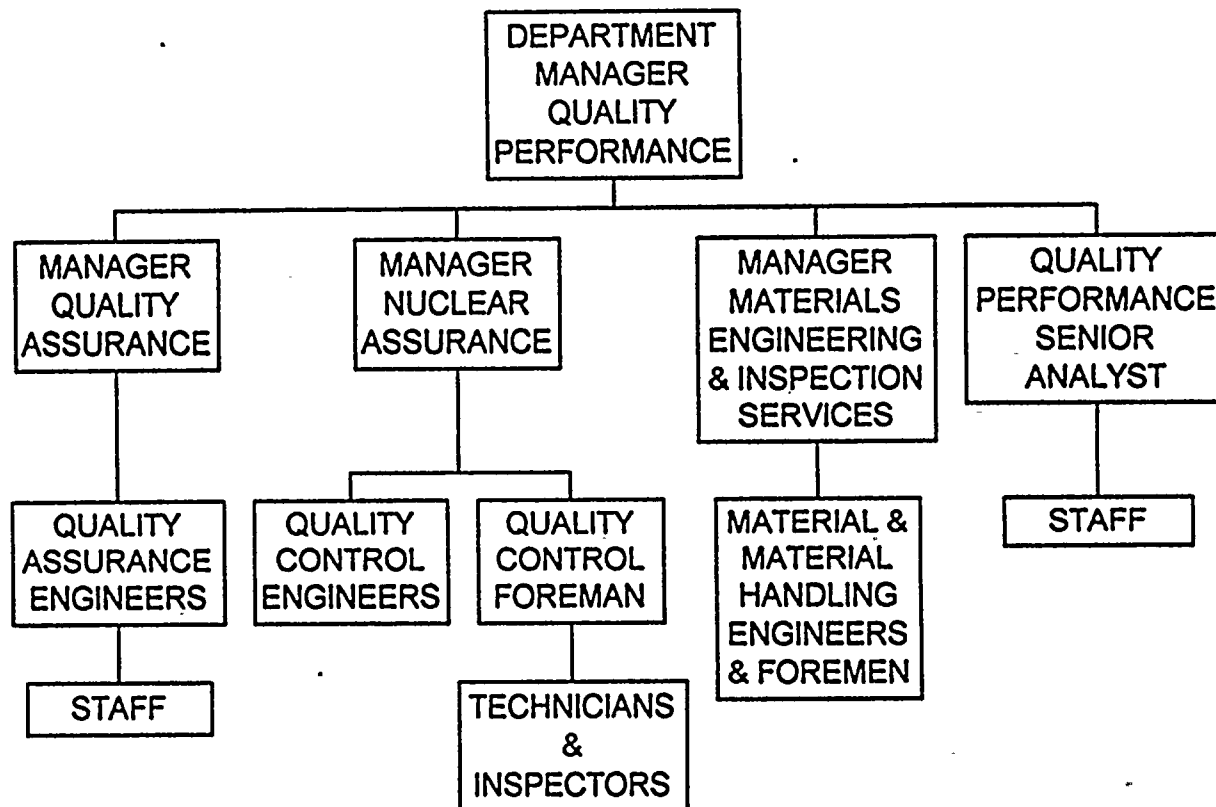



FIGURE 2-2



GINNA NUCLEAR PRODUCTION ORGANIZATION

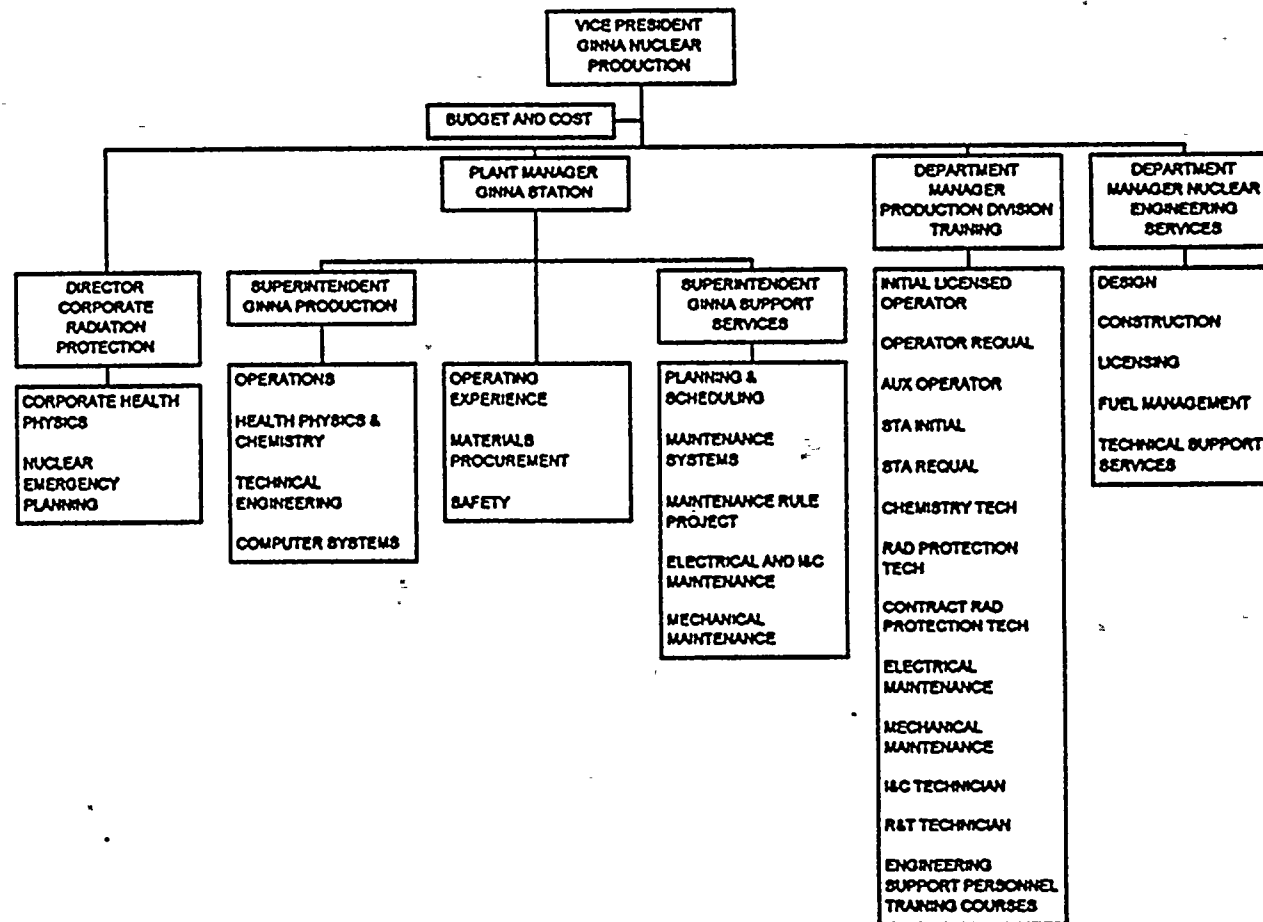

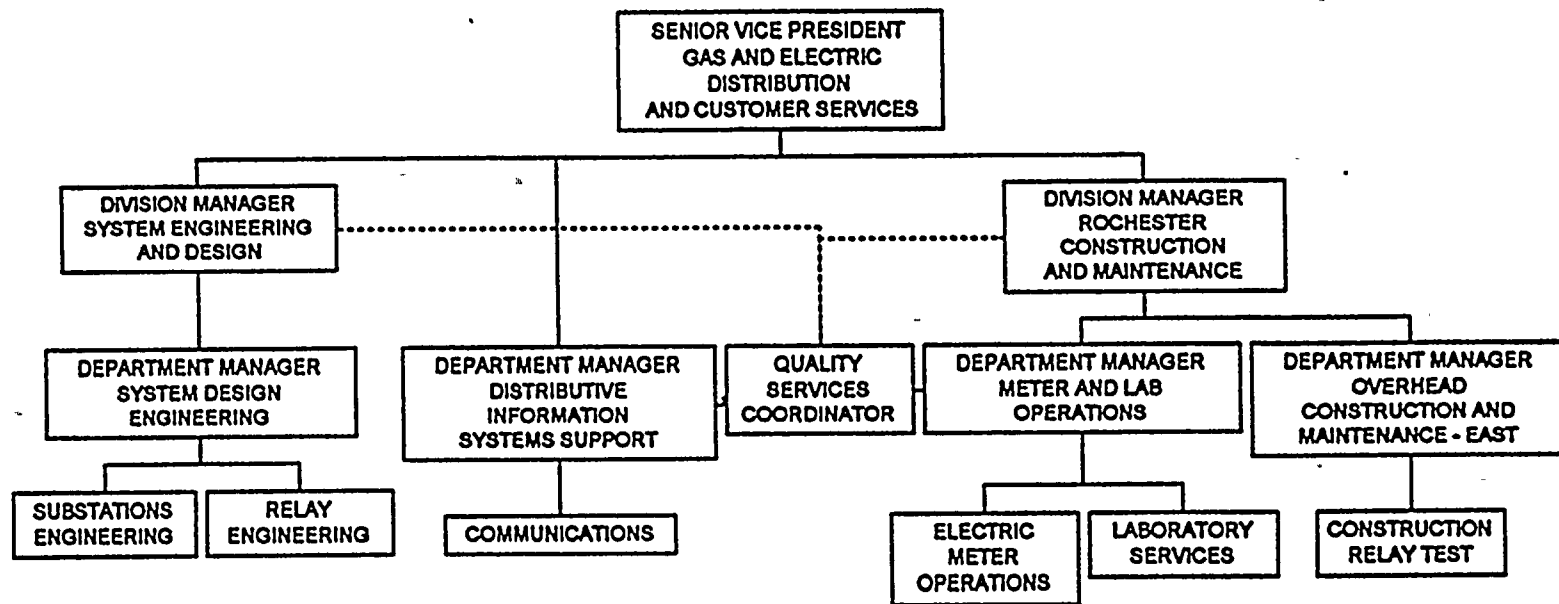


FIGURE 2-3



GAS AND ELECTRIC DISTRIBUTION DIVISION




NOTE: Chart is abbreviated to show only key positions involved in implementing the QA program and therefore, does not show all positions in the division.

— LINES OF AUTHORITY

- - - LINES OF COMMUNICATION

FIGURE 2-4



TECHNICAL SERVICES DIVISION ORGANIZATION

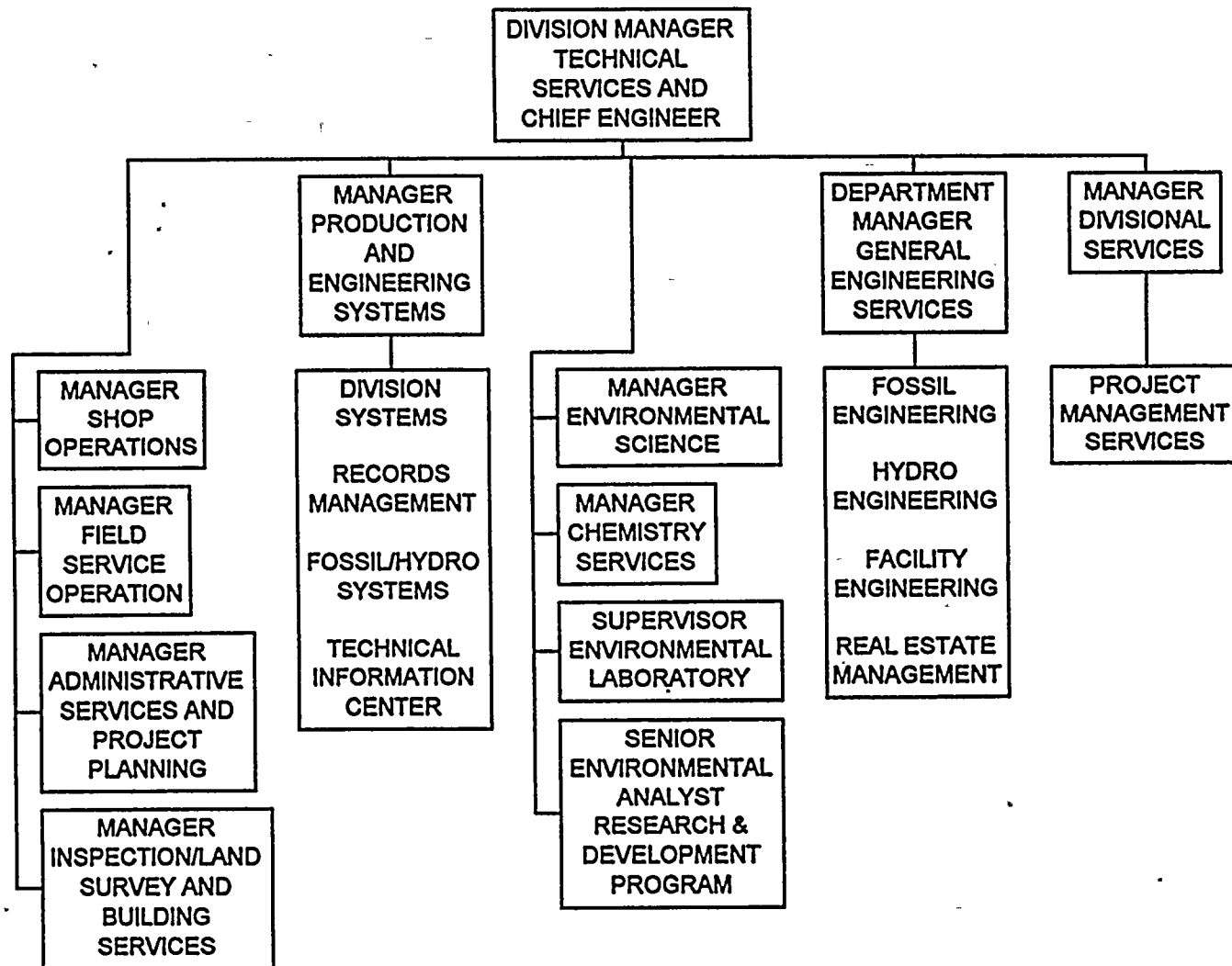

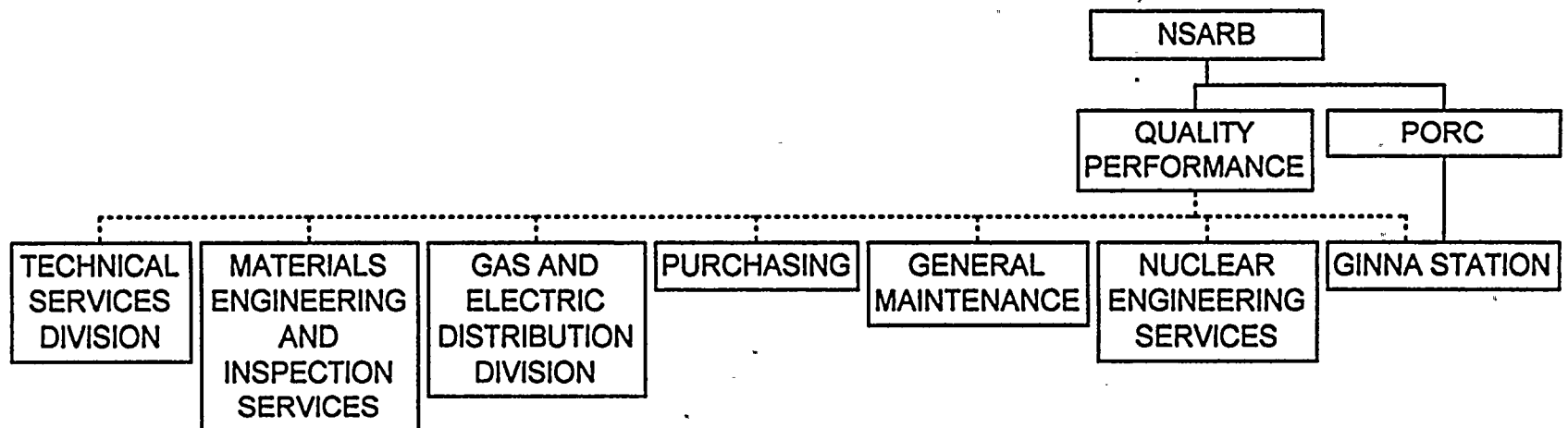


FIGURE 2-5



GINNA STATION REVIEW AND AUDIT FUNCTIONS



— REVIEW
- - - - - AUDITS

FIGURE 2-6

