

REGULATOR INFORMATION DISTRIBUTION SYSTEM (RIDS)

ACCESSION NBR: 8704280330 DDC DATE: 87/04/16 NOTARIZED: NO DOCKET #
 FACIL: STN-50-528 Palo Verde Nuclear Station, Unit 1, Arizona Publi 05000528
 STN-50-529 Palo Verde Nuclear Station, Unit 2, Arizona Publi 05000529
 STN-50-530 Palo Verde Nuclear Station, Unit 3, Arizona Publi 05000530

AUTH. NAME	AUTHOR AFFILIATION
SPEIGHT, L.	Arizona Nuclear Power Project (formerly Arizona Public Serv
ALLEN, J. M.	Arizona Nuclear Power Project (formerly Arizona Public Serv
BYNUM, J. R.	Arizona Nuclear Power Project (formerly Arizona Public Serv
RECIP. NAME	RECIPIENT AFFILIATION

SORENSEN, C. Region 5, Office of Director

SUBJECT: Procedure Change Notice 1 to Rev 0 to Procedure 41AO-1ZZ54,
 "Monitoring Reactor Vessel Inventory W/Reactor Vessel Level
 Monitoring Sys Inoperable." W/870416 ltr.

DISTRIBUTION CODE: IE28D COPIES RECEIVED: LTR 1 ENCL 1 SIZE: 18
 TITLE: Correspondence to IE: Dist to Recipient, Files, PDR, etc.

NOTES: Standardized plant. M. Davis, NRR: 1Cy.	05000528
Standardized plant. M. Davis, NRR: 1Cy.	05000529
Standardized plant. M. Davis, NRR: 1Cy.	05000530

	RECIPIENT ID CODE/NAME	COPIES LTTR ENCL	RECIPIENT ID CODE/NAME	COPIES LTTR ENCL
	SORENSEN, C.	1 1		
INTERNAL:	AEOD/DOA	1 1	AEOD/DSP/TPAR	1 1
	NRR/ADT	1 1	NRR/PMAS/ILRB	1 1
	<u>REG/FILE</u> 02	1 1		
EXTERNAL:	LPDR	1 1	NRC PDR	1 1
	NSIC	1 1		
NOTES:		1 1		

TOTAL NUMBER OF COPIES REQUIRED: LTTR 10 ENCL 10

PROCEDURE CHANGE NOTICE (PCN)

APPENDIX D
Page 1 of 1
70AC-02Z02
Rev. 10
Page 29 of 35

Procedure No. 41A0-1ZZ54	Revision: 0	PCN No. (obtain from DDC only) 01
Title: Monitoring The Reactor Vessel Inventory with RVLMS inoperable		DDC Contact (ext. 6633) John Bradish
Originator: (Print) Larry Speight	Ext. 2708	Unit(s) affected: 1
Reason for this PCN: To provide a method of manually plotting RVLMS should the trend recorder not be available		
Page number(s) affected 2, 3, 4, 5, 6, 7, by this PCN: 11A, 11B, 11C, 11D, 11E		Expiration: Permanent
		Total Number of Pages attached: 16
<p>- Does PCN require a 50.59 review? <input type="checkbox"/> No <input checked="" type="checkbox"/> Yes (refer to 5.1.2)</p> <p>- Does PCN affect activities in the RCA? <input checked="" type="checkbox"/> No <input type="checkbox"/> Yes (Copy to ALARA)</p> <p>- Does PCN effect the non-radiological environment of any offsite or previously undisturbed onsite area? <input checked="" type="checkbox"/> No <input type="checkbox"/> Yes (refer to 7N408.01.00)</p> <p>- Does PCN pertain to an AC, Program, Emerg. Plan or Secur. Prog., Phase I-IV Test, or a ST? (refer to 5.4) <input checked="" type="checkbox"/> No <input type="checkbox"/> Yes (PRB/PRG/TRRG review required)</p>		
Frank Buckley TECHNICAL REVIEWER (Supervisory Level)		3/2/87 Date
NA PRB/PRG/TRRG CHAIRMAN (if required)		 Date
Frank Buckley for John M. Allen FINAL APPROVAL		3/2/87 Date

3/2/87
EFFECTIVE DATE (DDC only)

5-8
Assigned Copy Number (DDC only)

PALO VERDE NUCLEAR GENERATING STATION MANUAL	PROCEDURE NO. 41A0-1ZZ54	
MONITORING THE REACTOR VESSEL INVENTORY WITH RVLMS INOPERABLE	REVISION 0	Page 1 of 11

The following information is provided to show the trend recorded in the
 inventory of the reactor vessel.

DDC
COPY FILE

AUTHOR Larry Speight

REVISED BY N/A EXT. _____

TECH. REVIEWER Frank Buckley DATE 2/19/87

PRB/PRG/TRRG REVIEW [Signature] DATE 2/19/87

FINAL APPROVAL [Signature] DATE 2/19/87

EFFECTIVE DATE 2-20-87 5-8
 (DDC only) ASSIGNED COPY NUMBER (DDC only)

DN-0012E/1217C

PALO VERDE NUCLEAR GENERATING STATION MANUAL	PROCEDURE NO. 41A0-1ZZ54	
MONITORING THE REACTOR VESSEL INVENTORY WITH RVLMS INOPERABLE	REVISION 0	Page 2 of 11

OBJECTIVE

The objective of this procedure is to provide the Control Room Staff a means of monitoring the Reactor Vessel Inventory with the RVLMS inoperable due to the loss of the heaters on the HJTC. This procedure should be used in those circumstances where an event has occurred that has overcooled the RCS or there has been a loss of RCS Inventory, and will be used in conjunction with the Recovery Operation procedure in progress as a means of determining the presence of a void in the head.

Since the RVLMS is called upon in several places in the Emergency Operating Procedures, the CRS must verify that the Outlet Plenum UJTCs indicate a subcooled condition, to circle yes for RVLMS INDICATES CORE COVERED.

The primary means of determining the presence of a void is plotting the thermodynamic condition of the UJTCs in the head in Appendix C. A chart recorder has been installed to monitor the UJTCs for trends to aide in the evaluation.

PALO VERDE NUCLEAR GENERATING STATION MANUAL	PROCEDURE NO. 41AO-1ZZ54	
MONITORING THE REACTOR VESSEL INVENTORY WITH RVLMS INOPERABLE	REVISION 0	Page 3 of 11

TABLE OF CONTENTS

<u>SECTION</u>	<u>PAGE NUMBER</u>
1.0 VERIFICATION CHECKS	3
2.0 REFERENCES	3
3.0 PRECAUTIONS AND LIMITATIONS	3
4.0 MONITORING THE REACTOR VESSEL INVENTORY WITH RVLMS INOPERABLE	3

APPENDICES

Appendix A - Saturation Curve	8
Appendix B - Void Formation versus Thermocouple Temperature	9
Appendix C - Manual Plotting of Void Size	11A

PALO VERDE NUCLEAR GENERATING STATION MANUAL	PROCEDURE NO. 41A0-1ZZ54	
MONITORING THE REACTOR VESSEL INVENTORY WITH RVLMS INOPERABLE	REVISION 0	Page 4 of 11

1.0 VERIFICATION CHECKS

- 1.1 RVLMS has been declared inoperable due to the heaters on the HJTCs being burned out

OR

due to the HJTC or UJTC thermocouples being inoperable.

2.0 REFERENCES

2.0 REFERENCES

- 2.1 Implementing
- 2.1.1 Technical Specifications 3.3.3.6
- 2.2 Developmental
- 2.2.1 CEN-152 Revision 02, Appendix A

3.0 PRECAUTIONS AND LIMITATIONS

- 3.1 Appendix B is supplied to show approximately what will happen to UJTC temperatures when a void is drawn in the head. There are no increments of time supplied because depending upon the event that is being experienced those times will vary greatly. Appendix B should be used to give the Control Room Staff an idea of the expected trends.

4.0 MONITORING THE REACTOR VESSEL INVENTORY WITH RVLMS INOPERABLE

- 4.1 Personnel Indoctrination
- 4.1.1 None
- 4.2 Prerequisites
- 4.2.1 A trend recorder should be installed from the QSPDS cabinet to be used to monitor UJTC temperatures, and the temperature manually plotted (Appendix C).

PALO VERDE NUCLEAR GENERATING STATION MANUAL	PROCEDURE NO. 41A0-1ZZ54	
MONITORING THE REACTOR VESSEL INVENTORY WITH RVLMS INOPERABLE	REVISION 0	Page 5 of 11

4.3 Instructions

4.3.1 If the heaters of the HJTC have failed; then proceed to step 4.3

OR

4.3.2 If both the HJTC and UJTC thermocouples have failed then proceed to Section 4.3.4.

4.3.3 With the heaters failed on the HJTC

4.3.3.1 Ensure chart recorder is energized.

4.3.3.2 Select a chart paper speed, a slow speed is desirable initially, but the speed may be varied as desired to monitor trends.

4.3.3.3 If installed ensure the pens are inking and that the paper drive is working and the pens are matching QSPDS output.

4.3.3.4 Verify that none of the UJTC indicate a saturated condition by comparing Pressurizer Pressure and UJTC temperature with the graph in Appendix A and manual plot in Appendix C.

4.3.3.4 If a void formation is indicated (See Appendix B); then at the discretion of the shift supervisor, he may attempt to control or collapse the void per Standard Appendix E of 41EP-1ZZ01, Emergency Operations, or Section 3.0 of 41A0-1ZZ13, Natural Circulation Cooldown.

PALO VERDE NUCLEAR GENERATING STATION MANUAL	PROCEDURE NO. 41A0-1ZZ54	
MONITORING THE REACTOR VESSEL INVENTORY WITH RVLMS INOPERABLE	REVISION 0	Page 6 of 11

- 4.3.3.6 If none of the UJTC indicate a saturated or superheated temperature continue to monitor the UJTC or recorders.

NOTE

Appendix B demonstrates how the initial void is formed. The UJTCs should follow the same trend if the void gets larger. with the lower UJTC increasing dramatically in temperature as the void is formed and then the temperature decreasing as the water mixes with the natural circulation flow.

- 4.3.3.7 If the void expands down into the outlet plenum as evidenced by saturation or superheated conditions at:

- 1) Thermocouples in the outlet plenum
- 2) CET temperatures
- 3) Hot Let temperatures.

Then the heat removal method shifts from subcooled natural circulation to reflux boiling.

- 4.3.4 If both the UJTC and the HJTC have failed then monitor the Reactor Vessel by monitoring:

- 4.3.4.1 Pressurizer Level unstable.
- 4.3.4.2 Pressurizer spray causes pressurizer level to rise.
- 4.3.4.3 Pressurizer heaters causes pressurizer level to drop.
- 4.3.4.4 Unexplained increase in pressurizer level.
- 4.3.4.5 Unexplained letdown flow greater than charging flow.
- 4.3.4.6 Loss of subcooling.

PALO VERDE NUCLEAR GENERATING STATION MANUAL	PROCEDURE NO. 41A0-1ZZ54	
MONITORING THE REACTOR VESSEL INVENTORY WITH RVLMS INOPERABLE	REVISION 0	Page 7 of 11

4.3.4.7 If a void formation is indicated, then at the discretion of the shift supervisor, he may attempt to control or collapse the void per Standard Appendix E of 41EP-1ZZ01, Emergency Operations, or Section 3.0 of 41A0-1ZZ13, Natural Circulation Cooldown.

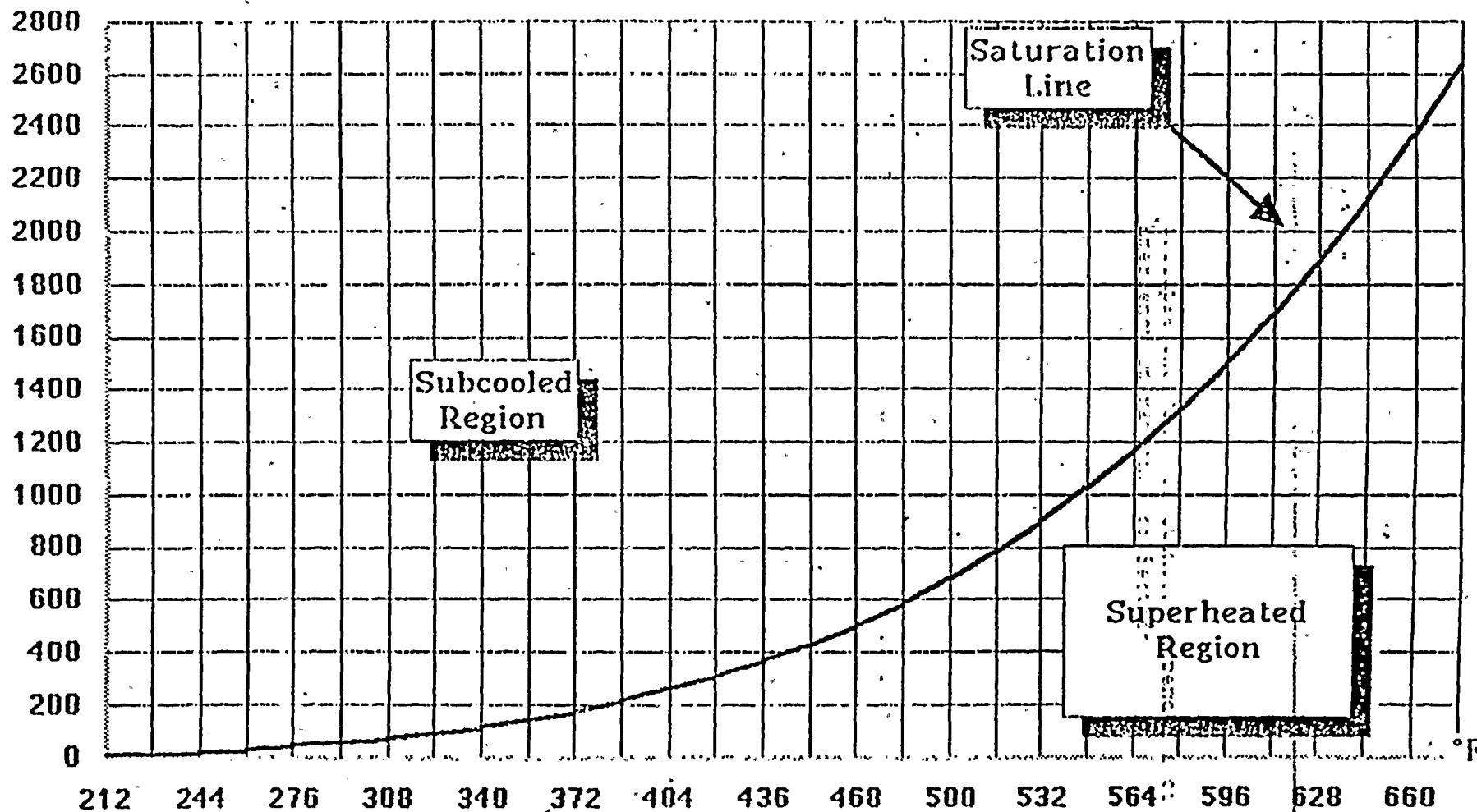
4.3.4.8 If the void expands down into the outlet plenum as evidenced by saturation or superheated conditions at:

- 1) CET temperatures
- 2) Hot Leg temperatures

Then the heat removal method shifts from subcooled natural circulation to reflux boiling.

MONITORING THE REACTOR VESSEL
INVENTORY WITH RVIMS INOPERABLE
41AO-12254
Page 8 of 11
Appendix A
Page 1 of 1
PSIA

Each vertical line = 16 °F



Information Aid - Consult ODG-52

MONITORING THE REACTOR VESSEL INVENTORY WITH RYLMs INOPERABLE

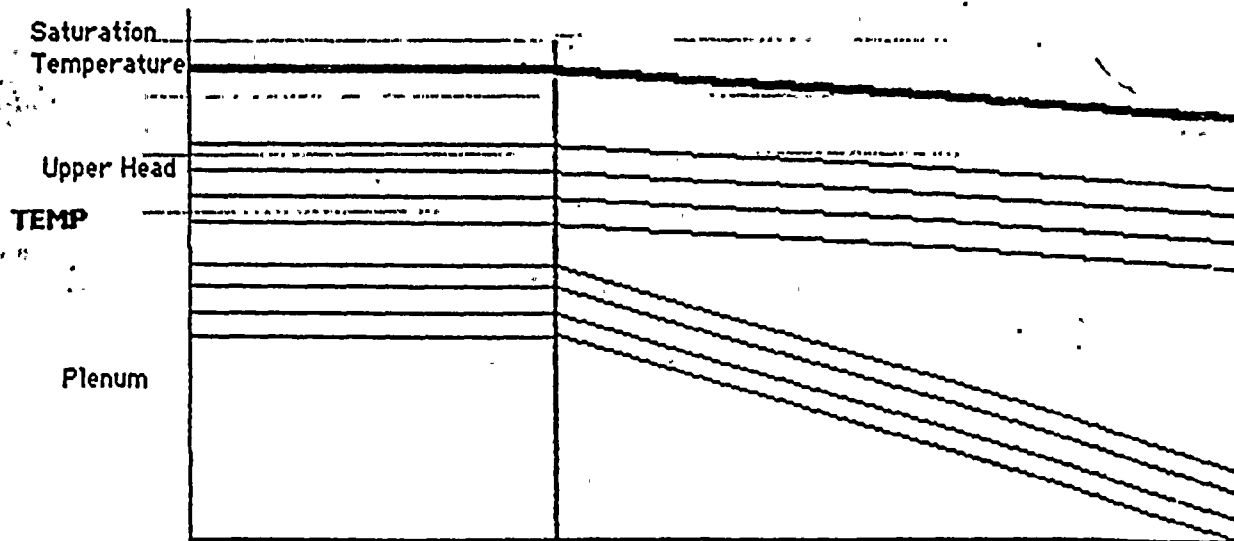
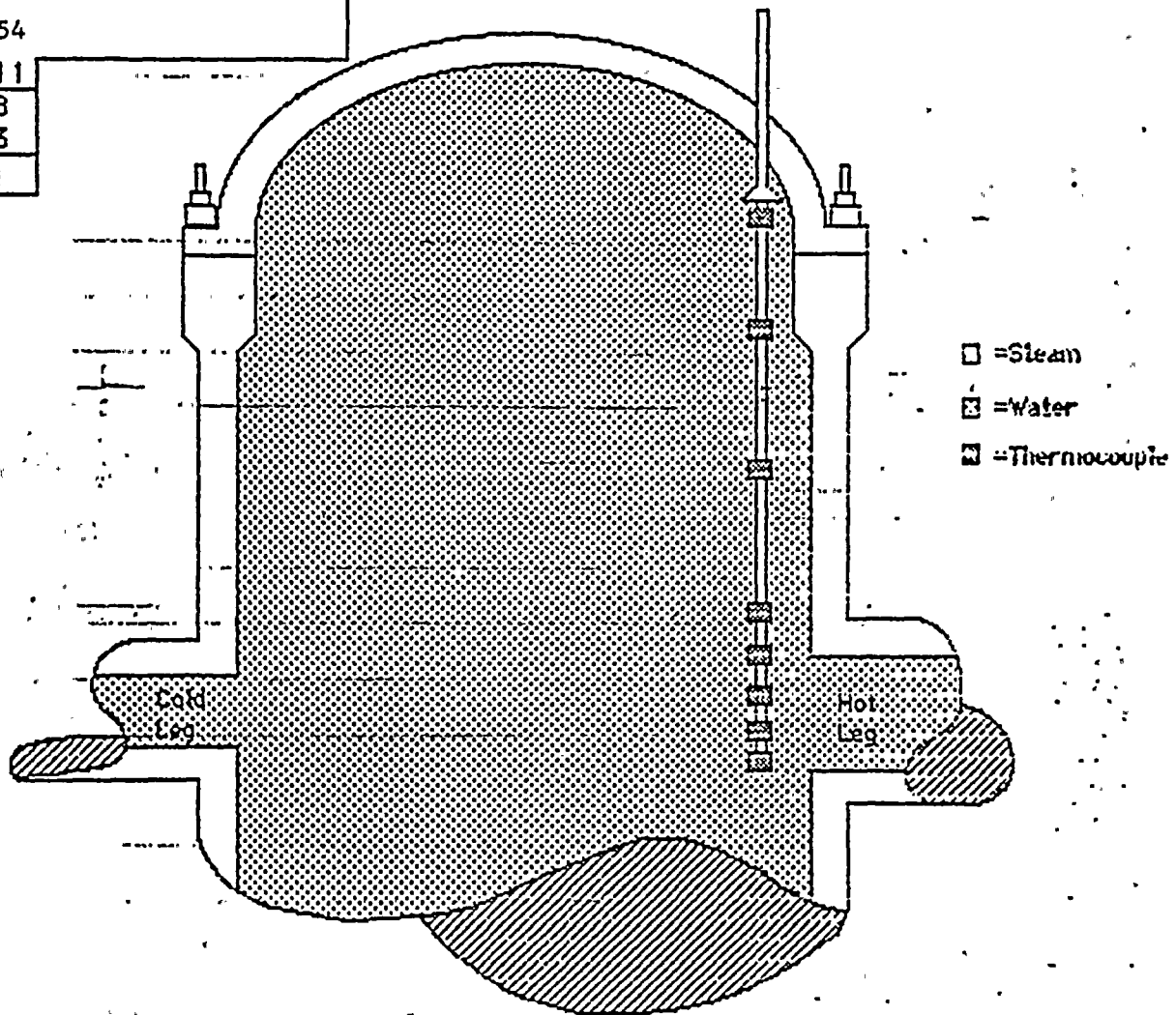
41A0-12254

PAGE 9 OF 11

APPENDIX B

PAGE 1 OF 3

REVISION 0



As the Nat Ciro cooldown begins,
the thermocouples will track with the cooldown but without the
slope and as the plant is depressurized the saturation
temperature will decrease.

TIME

MONITORING THE REACTOR VESSEL INVENTORY WITH RVLMS INOPERABLE

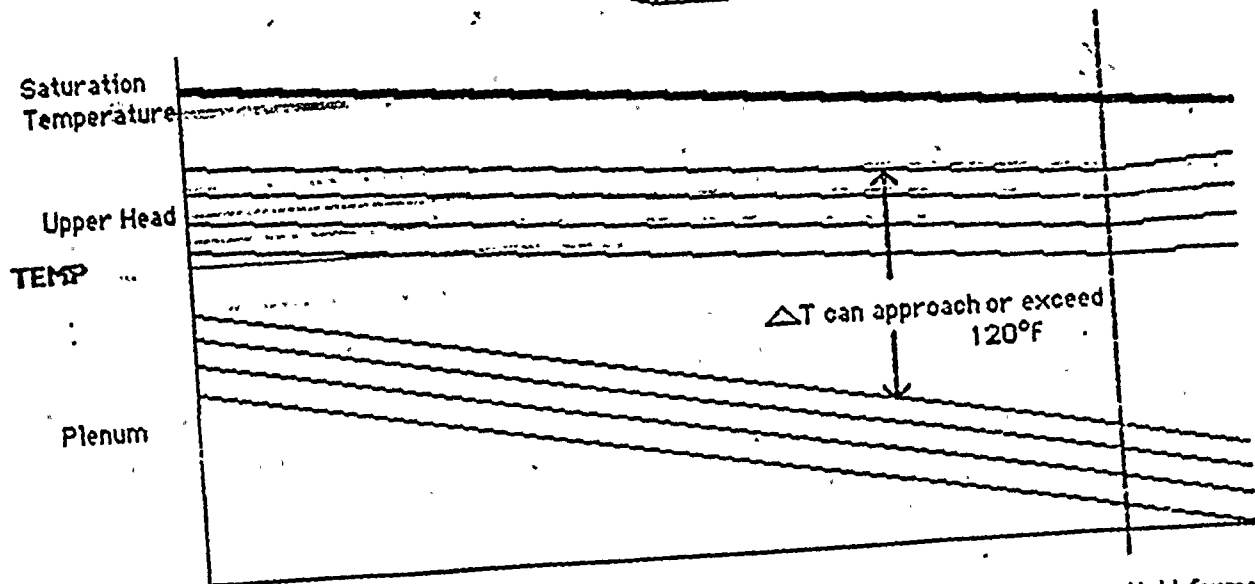
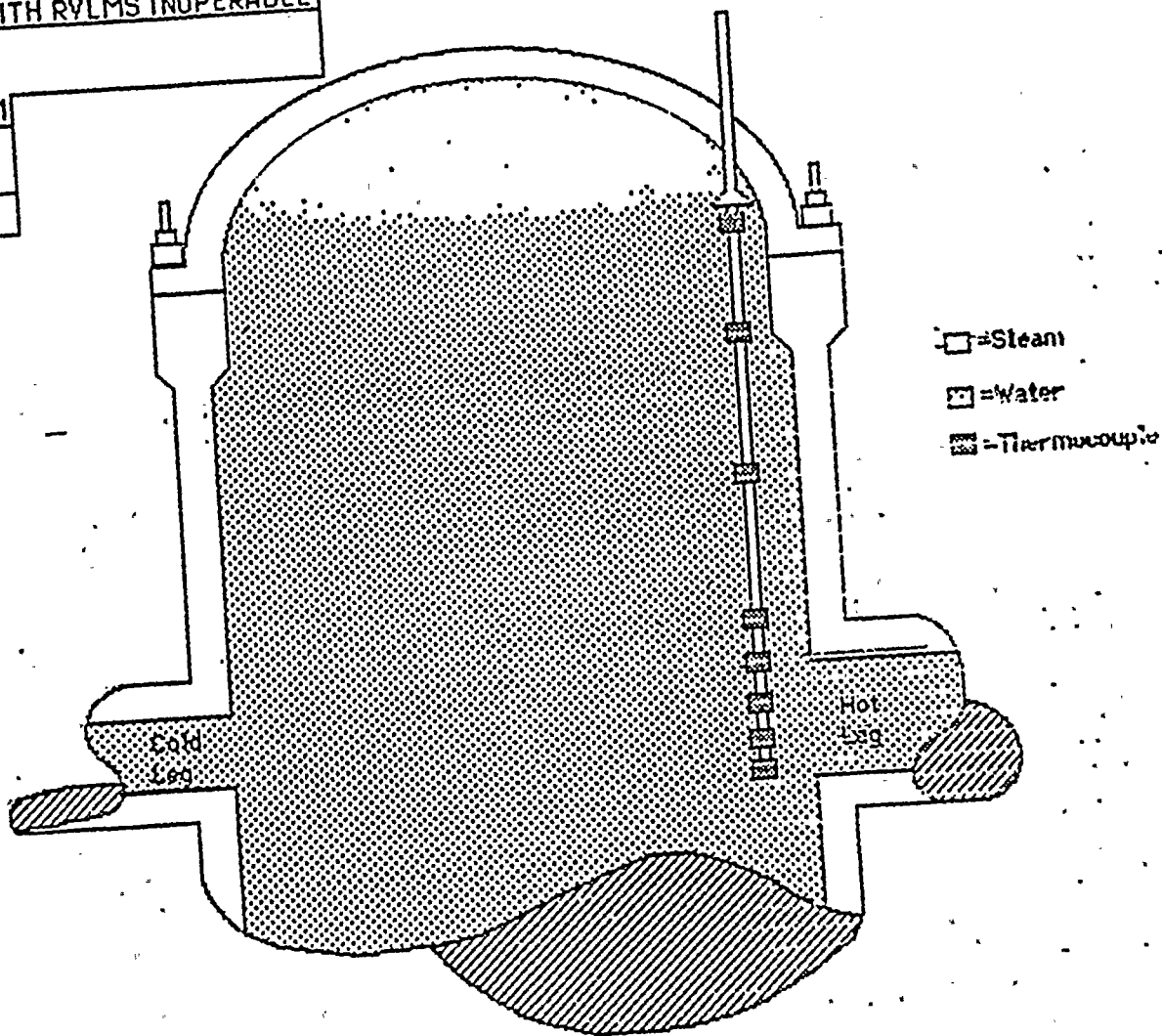
41A0-1ZZ54

PAGE 10 OF 11

APPENDIX B

PAGE 2 OF 3

REVISION 0



Void formation begins

As the cooldown continues, the void begins to form. The void forces the hotter water at the top of the head down which would be seen as the thermocouple temperature rises toward saturation temperature.

TIME

MONITORING THE REACTOR VESSEL INVENTORY WITH RYLMs INOPERABLE

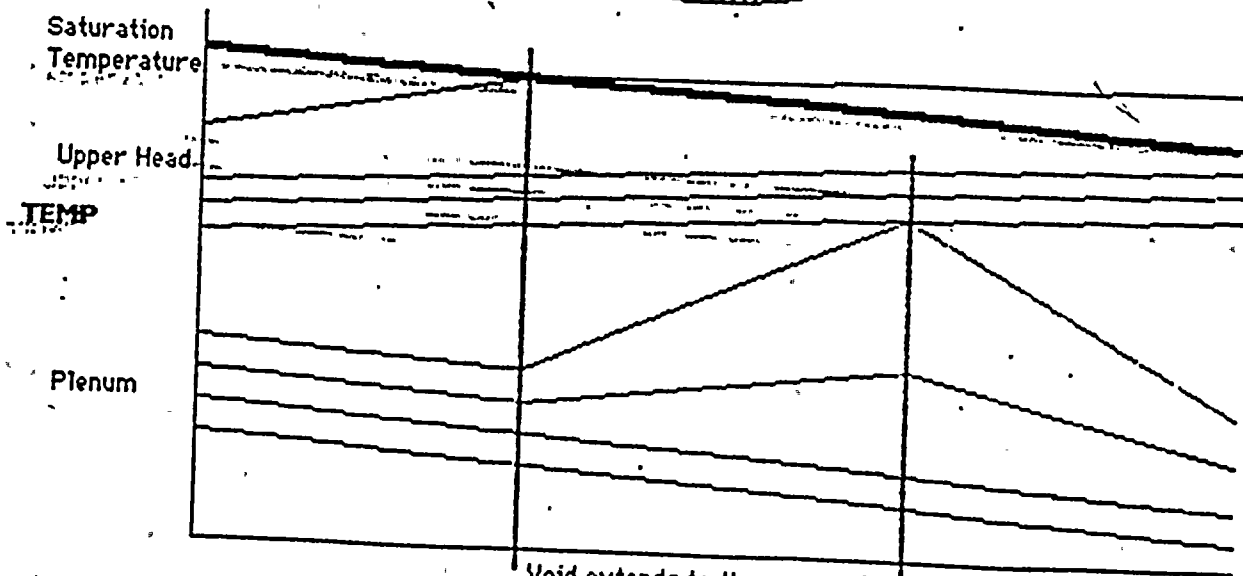
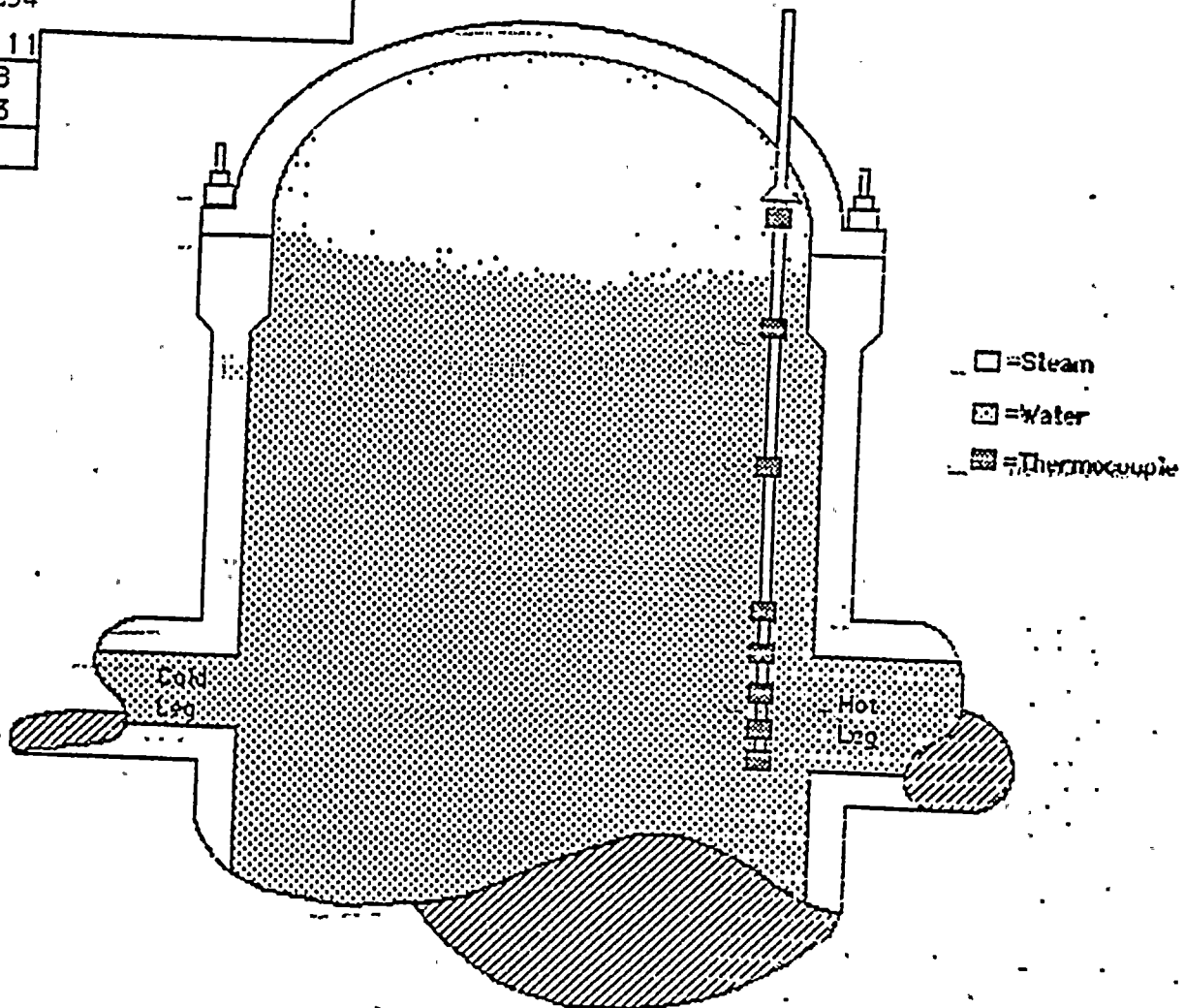
41AO-12254

PAGE 11 OF 11

APPENDIX B

PAGE 3 OF 3

REVISION 0



Void now extends down and uncovers thermocouple, thermocouple goes to saturation and then superheat. Other thermocouples in the Upper Head indicate hotter water being forced down due to void. Thermocouples in the Plenum indicate that hot water from the Upper Head is mixing in the Plenum area.

TIME

Hotter water from the Upper Head is forced down into the Plenum due to the formation of the bubble. The Plenum thermocouple temp then decreases due to mixing with Nat Circ.

MONITORING THE REACTOR VESSEL INVENTORY WITH RVLMS INOPERABLE	REVISION 0	APPENDIX C
41AO-1ZZ54	PAGE 11A OF 11E	PAGE 1 OF 5

WTC 1	SUBCOOLED	SUBCOOLED	SUBCOOLED	SUBCOOLED	SUBCOOLED	SUBCOOLED
	SATURATED	SATURATED	SATURATED	SATURATED	SATURATED	SATURATED
	SUPERHEATED	SUPERHEATED	SUPERHEATED	SUPERHEATED	SUPERHEATED	SUPERHEATED
WTC 2	SUBCOOLED	SUBCOOLED	SUBCOOLED	SUBCOOLED	SUBCOOLED	SUBCOOLED
	SATURATED	SATURATED	SATURATED	SATURATED	SATURATED	SATURATED
	SUPERHEATED	SUPERHEATED	SUPERHEATED	SUPERHEATED	SUPERHEATED	SUPERHEATED
WTC 3	SUBCOOLED	SUBCOOLED	SUBCOOLED	SUBCOOLED	SUBCOOLED	SUBCOOLED
	SATURATED	SATURATED	SATURATED	SATURATED	SATURATED	SATURATED
	SUPERHEATED	SUPERHEATED	SUPERHEATED	SUPERHEATED	SUPERHEATED	SUPERHEATED
WTC 4	SUBCOOLED	SUBCOOLED	SUBCOOLED	SUBCOOLED	SUBCOOLED	SUBCOOLED
	SATURATED	SATURATED	SATURATED	SATURATED	SATURATED	SATURATED
	SUPERHEATED	SUPERHEATED	SUPERHEATED	SUPERHEATED	SUPERHEATED	SUPERHEATED

UPPER HEAD REGION

OUTLET PLENUM REGION *

WTC 5	SUBCOOLED	SUBCOOLED	SUBCOOLED	SUBCOOLED	SUBCOOLED	SUBCOOLED
	SATURATED	SATURATED	SATURATED	SATURATED	SATURATED	SATURATED
	SUPERHEATED	SUPERHEATED	SUPERHEATED	SUPERHEATED	SUPERHEATED	SUPERHEATED
WTC 6	SUBCOOLED	SUBCOOLED	SUBCOOLED	SUBCOOLED	SUBCOOLED	SUBCOOLED
	SATURATED	SATURATED	SATURATED	SATURATED	SATURATED	SATURATED
	SUPERHEATED	SUPERHEATED	SUPERHEATED	SUPERHEATED	SUPERHEATED	SUPERHEATED
WTC 7	SUBCOOLED	SUBCOOLED	SUBCOOLED	SUBCOOLED	SUBCOOLED	SUBCOOLED
	SATURATED	SATURATED	SATURATED	SATURATED	SATURATED	SATURATED
	SUPERHEATED	SUPERHEATED	SUPERHEATED	SUPERHEATED	SUPERHEATED	SUPERHEATED
WTC 8	SUBCOOLED	SUBCOOLED	SUBCOOLED	SUBCOOLED	SUBCOOLED	SUBCOOLED
	SATURATED	SATURATED	SATURATED	SATURATED	SATURATED	SATURATED
	SUPERHEATED	SUPERHEATED	SUPERHEATED	SUPERHEATED	SUPERHEATED	SUPERHEATED
TIME						

* IF SATURATED OR SUPERHEATED CONDITIONS EXIST IN THE OUTLET PLENUM (OTHER THAN DUE TO FAILED SENSORS) THEN REFLUX BOILING HAS BECOME THE PRIMARY MEANS OF HEAT REMOVAL. REFER TO 41AO-1ZZ13, NATURAL CIRCULATION COOLDOWN, OR REFER TO 41EP-1ZZ01, EMERGENCY OPERATIONS

NOTE

SHOULD WTC 1 INDICATE A SATURATED OR SUPERHEATED CONDITION (WHICH WOULD BE INDICATIVE OF VOIDING), THEN WTC 4 AND 5 MAY APPROACH SATURATED CONDITIONS AS THE HOTTER WATER IN THE UPPER HEAD MOVES INTO THE PLENUMS. APPENDIX B HAS BEEN SUPPLIED TO SHOW WHAT MAY HAPPEN TO WTC TEMPERATURES AS A VOID IS FORMED.

- 1) MARK THE CONDITION OF THE UPPER HEAD/OUTLET PLENUM BY COMPARING THE TEMPERATURE MEASURED BY THE THERMOCOUPLE AND PRESSURIZER PRESSURE, AND LOOKING AT EITHER APPENDIX A OR THE STEAM TABLES DETERMINE IF THE THERMOCOUPLE IS INDICATING SUBCOOLED, SATURATED, OR SUPERHEATED CONDITIONS.

NOTE

TIME SAMPLING SHOULD BE DONE AT 15 MINUTE INTERVALS, HOWEVER SHOULD AN UPPER HEAD THERMOCOUPLE INDICATE SATURATED OR SUPERHEATED CONDITION (OTHER THAN FAILED WTC) THEN THE SAMPLING FREQUENCY SHOULD BE INCREASED.

- 2) NOTE THE TIME IN THE SPACE PROVIDED.
- 3) COPY ADDITIONAL PAGES AS NEEDED

WTC 1	SUBCOOLED	SUBCOOLED	SUBCOOLED	SUBCOOLED	SUBCOOLED	SUBCOOLED
	SATURATED	SATURATED	SATURATED	SATURATED	SATURATED	SATURATED
	SUPERHEATED	SUPERHEATED	SUPERHEATED	SUPERHEATED	SUPERHEATED	SUPERHEATED
WTC 2	SUBCOOLED	SUBCOOLED	SUBCOOLED	SUBCOOLED	SUBCOOLED	SUBCOOLED
	SATURATED	SATURATED	SATURATED	SATURATED	SATURATED	SATURATED
	SUPERHEATED	SUPERHEATED	SUPERHEATED	SUPERHEATED	SUPERHEATED	SUPERHEATED
WTC 3	SUBCOOLED	SUBCOOLED	SUBCOOLED	SUBCOOLED	SUBCOOLED	SUBCOOLED
	SATURATED	SATURATED	SATURATED	SATURATED	SATURATED	SATURATED
	SUPERHEATED	SUPERHEATED	SUPERHEATED	SUPERHEATED	SUPERHEATED	SUPERHEATED
WTC 4	SUBCOOLED	SUBCOOLED	SUBCOOLED	SUBCOOLED	SUBCOOLED	SUBCOOLED
	SATURATED	SATURATED	SATURATED	SATURATED	SATURATED	SATURATED
	SUPERHEATED	SUPERHEATED	SUPERHEATED	SUPERHEATED	SUPERHEATED	SUPERHEATED

UPPER HEAD REGION

OUTLET PLENUM REGION						
WTC 5	SUBCOOLED	SUBCOOLED	SUBCOOLED	SUBCOOLED	SUBCOOLED	SUBCOOLED
	SATURATED	SATURATED	SATURATED	SATURATED	SATURATED	SATURATED
	SUPERHEATED	SUPERHEATED	SUPERHEATED	SUPERHEATED	SUPERHEATED	SUPERHEATED
WTC 6	SUBCOOLED	SUBCOOLED	SUBCOOLED	SUBCOOLED	SUBCOOLED	SUBCOOLED
	SATURATED	SATURATED	SATURATED	SATURATED	SATURATED	SATURATED
	SUPERHEATED	SUPERHEATED	SUPERHEATED	SUPERHEATED	SUPERHEATED	SUPERHEATED
WTC 7	SUBCOOLED	SUBCOOLED	SUBCOOLED	SUBCOOLED	SUBCOOLED	SUBCOOLED
	SATURATED	SATURATED	SATURATED	SATURATED	SATURATED	SATURATED
	SUPERHEATED	SUPERHEATED	SUPERHEATED	SUPERHEATED	SUPERHEATED	SUPERHEATED
WTC 8	SUBCOOLED	SUBCOOLED	SUBCOOLED	SUBCOOLED	SUBCOOLED	SUBCOOLED
	SATURATED	SATURATED	SATURATED	SATURATED	SATURATED	SATURATED
	SUPERHEATED	SUPERHEATED	SUPERHEATED	SUPERHEATED	SUPERHEATED	SUPERHEATED

TIME						
------	--	--	--	--	--	--

*** IF SATURATED OR SUPERHEATED CONDITIONS EXIST IN THE OUTLET PLENUM (OTHER THAN DUE TO FAILED SENSORS) THEN REFLUX BOILING HAS BECOME THE PRIMARY MEANS OF HEAT REMOVAL. REFER TO 41AO-1ZZ13, NATURAL CIRCULATION COOLDOWN, OR REFER TO 41EP-1ZZ01, EMERGENCY OPERATIONS**

PCN
01

WTC 1	SUBCOOLED	SUBCOOLED	SUBCOOLED	SUBCOOLED	SUBCOOLED	SUBCOOLED
	SATURATED	SATURATED	SATURATED	SATURATED	SATURATED	SATURATED
	SUPERHEATED	SUPERHEATED	SUPERHEATED	SUPERHEATED	SUPERHEATED	SUPERHEATED
WTC 2	SUBCOOLED	SUBCOOLED	SUBCOOLED	SUBCOOLED	SUBCOOLED	SUBCOOLED
	SATURATED	SATURATED	SATURATED	SATURATED	SATURATED	SATURATED
	SUPERHEATED	SUPERHEATED	SUPERHEATED	SUPERHEATED	SUPERHEATED	SUPERHEATED
WTC 3	SUBCOOLED	SUBCOOLED	SUBCOOLED	SUBCOOLED	SUBCOOLED	SUBCOOLED
	SATURATED	SATURATED	SATURATED	SATURATED	SATURATED	SATURATED
	SUPERHEATED	SUPERHEATED	SUPERHEATED	SUPERHEATED	SUPERHEATED	SUPERHEATED
WTC 4	SUBCOOLED	SUBCOOLED	SUBCOOLED	SUBCOOLED	SUBCOOLED	SUBCOOLED
	SATURATED	SATURATED	SATURATED	SATURATED	SATURATED	SATURATED
	SUPERHEATED	SUPERHEATED	SUPERHEATED	SUPERHEATED	SUPERHEATED	SUPERHEATED

UPPER HEAD REGION

OUTLET PLENUM REGION						
WTC 5	SUBCOOLED	SUBCOOLED	SUBCOOLED	SUBCOOLED	SUBCOOLED	SUBCOOLED
	SATURATED	SATURATED	SATURATED	SATURATED	SATURATED	SATURATED
	SUPERHEATED	SUPERHEATED	SUPERHEATED	SUPERHEATED	SUPERHEATED	SUPERHEATED
WTC 6	SUBCOOLED	SUBCOOLED	SUBCOOLED	SUBCOOLED	SUBCOOLED	SUBCOOLED
	SATURATED	SATURATED	SATURATED	SATURATED	SATURATED	SATURATED
	SUPERHEATED	SUPERHEATED	SUPERHEATED	SUPERHEATED	SUPERHEATED	SUPERHEATED
WTC 7	SUBCOOLED	SUBCOOLED	SUBCOOLED	SUBCOOLED	SUBCOOLED	SUBCOOLED
	SATURATED	SATURATED	SATURATED	SATURATED	SATURATED	SATURATED
	SUPERHEATED	SUPERHEATED	SUPERHEATED	SUPERHEATED	SUPERHEATED	SUPERHEATED
WTC 8	SUBCOOLED	SUBCOOLED	SUBCOOLED	SUBCOOLED	SUBCOOLED	SUBCOOLED
	SATURATED	SATURATED	SATURATED	SATURATED	SATURATED	SATURATED
	SUPERHEATED	SUPERHEATED	SUPERHEATED	SUPERHEATED	SUPERHEATED	SUPERHEATED
TIME						

* IF SATURATED OR SUPERHEATED CONDITIONS EXIST, IN THE OUTLET PLENUM (OTHER THAN DUE TO FAILED SENSORS) THEN REFLUX BOILING HAS BECOME THE PRIMARY MEANS OF HEAT REMOVAL. REFER TO 41A0-1ZZ13, NATURAL CIRCULATION COOLDOWN, OR REFER TO 41EP-1ZZ01, EMERGENCY OPERATIONS

WTC 1	SUBCOOLED	SUBCOOLED	SUBCOOLED	SUBCOOLED	SUBCOOLED	SUBCOOLED
	SATURATED	SATURATED	SATURATED	SATURATED	SATURATED	SATURATED
	SUPERHEATED	SUPERHEATED	SUPERHEATED	SUPERHEATED	SUPERHEATED	SUPERHEATED
WTC 2	SUBCOOLED	SUBCOOLED	SUBCOOLED	SUBCOOLED	SUBCOOLED	SUBCOOLED
	SATURATED	SATURATED	SATURATED	SATURATED	SATURATED	SATURATED
	SUPERHEATED	SUPERHEATED	SUPERHEATED	SUPERHEATED	SUPERHEATED	SUPERHEATED
WTC 3	SUBCOOLED	SUBCOOLED	SUBCOOLED	SUBCOOLED	SUBCOOLED	SUBCOOLED
	SATURATED	SATURATED	SATURATED	SATURATED	SATURATED	SATURATED
	SUPERHEATED	SUPERHEATED	SUPERHEATED	SUPERHEATED	SUPERHEATED	SUPERHEATED
WTC 4	SUBCOOLED	SUBCOOLED	SUBCOOLED	SUBCOOLED	SUBCOOLED	SUBCOOLED
	SATURATED	SATURATED	SATURATED	SATURATED	SATURATED	SATURATED
	SUPERHEATED	SUPERHEATED	SUPERHEATED	SUPERHEATED	SUPERHEATED	SUPERHEATED

UPPER HEAD REGION

OUTLET PLENUM REGION

WTC 5	SUBCOOLED	SUBCOOLED	SUBCOOLED	SUBCOOLED	SUBCOOLED	SUBCOOLED
	SATURATED	SATURATED	SATURATED	SATURATED	SATURATED	SATURATED
	SUPERHEATED	SUPERHEATED	SUPERHEATED	SUPERHEATED	SUPERHEATED	SUPERHEATED
WTC 6	SUBCOOLED	SUBCOOLED	SUBCOOLED	SUBCOOLED	SUBCOOLED	SUBCOOLED
	SATURATED	SATURATED	SATURATED	SATURATED	SATURATED	SATURATED
	SUPERHEATED	SUPERHEATED	SUPERHEATED	SUPERHEATED	SUPERHEATED	SUPERHEATED
WTC 7	SUBCOOLED	SUBCOOLED	SUBCOOLED	SUBCOOLED	SUBCOOLED	SUBCOOLED
	SATURATED	SATURATED	SATURATED	SATURATED	SATURATED	SATURATED
	SUPERHEATED	SUPERHEATED	SUPERHEATED	SUPERHEATED	SUPERHEATED	SUPERHEATED
WTC 8	SUBCOOLED	SUBCOOLED	SUBCOOLED	SUBCOOLED	SUBCOOLED	SUBCOOLED
	SATURATED	SATURATED	SATURATED	SATURATED	SATURATED	SATURATED
	SUPERHEATED	SUPERHEATED	SUPERHEATED	SUPERHEATED	SUPERHEATED	SUPERHEATED

TIME

IF SATURATED OR SUPERHEATED CONDITIONS EXIST IN THE OUTLET PLENUM (OTHER THAN DUE TO FAILED SENSORS) THEN REFLUX BOILING HAS BECOME THE PRIMARY MEANS OF HEAT REMOVAL. REFER TO 41AO-1ZZ13, NATURAL CIRCULATION COOLDOWN, OR REFER TO 41EP-1ZZ01, EMERGENCY OPERATIONS

WTC 1	SUBCOOLED	SUBCOOLED	SUBCOOLED	SUBCOOLED	SUBCOOLED	SUBCOOLED
	SATURATED	SATURATED	SATURATED	SATURATED	SATURATED	SATURATED
	SUPERHEATED	SUPERHEATED	SUPERHEATED	SUPERHEATED	SUPERHEATED	SUPERHEATED
WTC 2	SUBCOOLED	SUBCOOLED	SUBCOOLED	SUBCOOLED	SUBCOOLED	SUBCOOLED
	SATURATED	SATURATED	SATURATED	SATURATED	SATURATED	SATURATED
	SUPERHEATED	SUPERHEATED	SUPERHEATED	SUPERHEATED	SUPERHEATED	SUPERHEATED
WTC 3	SUBCOOLED	SUBCOOLED	SUBCOOLED	SUBCOOLED	SUBCOOLED	SUBCOOLED
	SATURATED	SATURATED	SATURATED	SATURATED	SATURATED	SATURATED
	SUPERHEATED	SUPERHEATED	SUPERHEATED	SUPERHEATED	SUPERHEATED	SUPERHEATED
WTC 4	SUBCOOLED	SUBCOOLED	SUBCOOLED	SUBCOOLED	SUBCOOLED	SUBCOOLED
	SATURATED	SATURATED	SATURATED	SATURATED	SATURATED	SATURATED
	SUPERHEATED	SUPERHEATED	SUPERHEATED	SUPERHEATED	SUPERHEATED	SUPERHEATED

UPPER HEAD REGION

OUTLET PLENUM REGION *

WTC 5	SUBCOOLED	SUBCOOLED	SUBCOOLED	SUBCOOLED	SUBCOOLED	SUBCOOLED
	SATURATED	SATURATED	SATURATED	SATURATED	SATURATED	SATURATED
	SUPERHEATED	SUPERHEATED	SUPERHEATED	SUPERHEATED	SUPERHEATED	SUPERHEATED
WTC 6	SUBCOOLED	SUBCOOLED	SUBCOOLED	SUBCOOLED	SUBCOOLED	SUBCOOLED
	SATURATED	SATURATED	SATURATED	SATURATED	SATURATED	SATURATED
	SUPERHEATED	SUPERHEATED	SUPERHEATED	SUPERHEATED	SUPERHEATED	SUPERHEATED
WTC 7	SUBCOOLED	SUBCOOLED	SUBCOOLED	SUBCOOLED	SUBCOOLED	SUBCOOLED
	SATURATED	SATURATED	SATURATED	SATURATED	SATURATED	SATURATED
	SUPERHEATED	SUPERHEATED	SUPERHEATED	SUPERHEATED	SUPERHEATED	SUPERHEATED
WTC 8	SUBCOOLED	SUBCOOLED	SUBCOOLED	SUBCOOLED	SUBCOOLED	SUBCOOLED
	SATURATED	SATURATED	SATURATED	SATURATED	SATURATED	SATURATED
	SUPERHEATED	SUPERHEATED	SUPERHEATED	SUPERHEATED	SUPERHEATED	SUPERHEATED
TIME						

* IF SATURATED OR SUPERHEATED CONDITIONS EXIST IN THE OUTLET PLENUM (OTHER THAN DUE TO FAILED SENSORS) THEN REFLUX BOILING HAS BECOME THE PRIMARY MEANS OF HEAT REMOVAL. REFER TO 41A0-1ZZ13, NATURAL CIRCULATION COOLDOWN, OR REFER TO 41EP-1ZZ01, EMERGENCY OPERATIONS



RECEIVED
1987

Arizona Nuclear Power Project 1987 APR 20 AM 10:10
P.O. BOX 52034 • PHOENIX, ARIZONA 85072-2034

192-00194-JRB/TRB
April 16, 1987 REGION V IGE

Mr. Chris Sorenson
U.S. Nuclear Regulatory Commission
Region V
1450 Maria Lane, Suite 210
Walnut Creek, CA 94596-5368

SUBJECT: Procedure for Monitoring Reactor Vessel Inventory
File: 87-020-404


REFERENCE: (1) Telephone Conversation Between C. Sorenson and T. R. Bradish
on April 14, 1987

Dear Mr. Sorenson:

Attached please find the PVNGS procedure for monitoring reactor vessel inventory, with the Reactor Vessel Level Monitoring System inoperable, per your request of Reference (1).

Should you have any questions, please contact Tom Bradish, Compliance Supervisor, at (602) 932-5300, Ext. 6936.

Very truly yours,


J. R. Bynum
PVNGS Plant Manager

JRB/TRB/cld

cc: T. D. Shriver (w/o attachment)
T. R. Bradish

11
IE-28

