

# ACCELERATED DISTRIBUTION DEMONSTRATION SYSTEM

## REGULATORY INFORMATION DISTRIBUTION SYSTEM (RIDS)

ACCESSION NBR: 9107030181    DOC.DATE: 91/06/28    NOTARIZED: YES    DOCKET #  
 FACIL: 50-397 WPPSS Nuclear Project, Unit 2, Washington Public Powe 05000397  
 AUTH.NAME    AUTHOR AFFILIATION  
 SORESEN, G.C.    Washington Public Power Supply System  
 RECIP.NAME    RECIPIENT AFFILIATION  
                  Document Control Branch (Document Control Desk)

SUBJECT: Application for amend to License NPF-21, changing Tech Specs  
 to relocate radiological Tech Specs in administrative  
 controls section & procedural details of specs to ODCM, per  
 Generic Ltr 89-01.ODCM encl.

DISTRIBUTION CODE: A009D    COPIES RECEIVED: LTR 1 ENCL 1    SIZE: 4 + 341  
 TITLE: OR/Licensing Submittal: Appendix I

NOTES: *See Reports*

	RECIPIENT ID CODE/NAME	COPIES LTTR ENCL	RECIPIENT ID CODE/NAME	COPIES LTTR ENCL
	PD5 LA	1 1	PD5 PD	1 1
	ENG, P.L.	2 2		
INTERNAL:	ACRS	3 3	NRR/BRADFUTE, J	1 1
	NRR/DREP DIR10E	1 0	NRR/DREP/PRPB11	1 1
	NUDOCS-ABSTRACT	1 1	OC/LEMB	1 0
	OGC/HDS1	1 0	REG FILE 01	1 1
	RGN5 DRSS/RPB	1 1		
EXTERNAL:	EG&G AKERS, D	1 1	NRC PDR	1 1
	PNL/BAKER, D.A.	1 1		

NOTE TO ALL "RIDS" RECIPIENTS:

PLEASE HELP US TO REDUCE WASTE! CONTACT THE DOCUMENT CONTROL DESK,  
 ROOM P1-37 (EXT. 20079) TO ELIMINATE YOUR NAME FROM DISTRIBUTION  
 LISTS FOR DOCUMENTS YOU DON'T NEED!

TOTAL NUMBER OF COPIES REQUIRED: LTTR 18 ENCL 15

R  
I  
D  
S  
/  
A  
D  
D  
S

*Handwritten signature/initials*



WASHINGTON PUBLIC POWER SUPPLY SYSTEM

P.O. Box 968 • 3000 George Washington Way • Richland, Washington 99352

June 28, 1991

G02-91-124

Docket No. 50-397

U.S. Nuclear Regulatory Commission  
Attn: Document Control Desk  
Washington, D.C. 20555

Gentlemen:

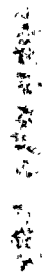
Subject: NUCLEAR PLANT NO. 2, OPERATING LICENSE NPF-21  
REQUEST FOR AMENDMENT TO TECHNICAL SPECIFICATIONS  
TO RELOCATE RETS IN ACCORDANCE WITH GENERIC LETTER 89-01

In accordance with the Code of Federal Regulations, Title 10, Parts 50.90 and 2.101, the Supply System hereby submits a request for amendment to the WNP-2 Technical Specifications. Specifically, the Supply System is requesting revision of the WNP-2 Technical Specifications consistent with the guidance of Generic Letter 89-01 (see Attachment 1). These changes will implement programmatic controls for Radiological Technical Specifications in the Administrative Controls section and relocate procedural details of certain specifications to the ODCM.

The specific outline for Technical Specifications required to meet 10 CFR 50.36a and Appendix I of this Part, is provided by Generic Letter 89-01. The guidelines provided by Generic Letter 89-01 are followed in this change request without exception. The regulations require technical specifications that, in addition to requiring compliance with applicable provisions of 10 CFR 20.106, require that procedures and equipment for control of effluents be maintained and used. The proposed specifications 6.8.3.d and 6.8.3.e, and revision to the definitions of "ODCM" and "PCP" in specification 1.27 and 1.33, contain these requirements. These proposed specifications are consistent with Technical Specifications 1.42, 3/4 3.7.11, 3/4 3.7.12, 3/4 11.1.1 through 3/4 11.1.3, 3/4 11.2.1 through 3/4 11.2.5, 3/4 11.2.8, 3/4 11.3, 3/4 11.4, 3/4 12.1 through 3/4 12.3 and 6.15 which are being proposed for relocation. Specific procedural details contained in these deleted specifications, including the limiting conditions for operation, their applicability, remedial actions, surveillance requirements and Bases are being included in the ODCM. These revisions to the ODCM have been prepared in accordance with the proposed revisions to Specification 6.13 and 6.14 respectively. The entire ODCM containing these changes is included for information as Attachment 2 to this request. The actual implementing procedures continue to contain these details, as appropriate.

9107030181 910628  
PDR ADOCK 05000397  
P PDR

ADD 9/1



五、六、七、八、九

The proposed revisions to Specifications 6.9.1.10 and 6.9.1.11 for annual radiological environmental reporting and semiannual radioactive effluent release reporting are being simplified to refer to Appendix I of 10 CFR 50 for report content, deleting the specified details of the reports' content. These changes are consistent with the Staff's guidance in Generic Letter 89-01, and do not affect the safe operation of the facility or the release of radioactive material to the environment. Furthermore, the content of the reports will remain unchanged as the current requirements are being incorporated into the ODCM, as appropriate. The revisions to the ODCM have been prepared in accordance with the proposed revisions to Specification 6.14. The ODCM with these revisions is included in this submittal for information.

Technical Specification sections 6.10.3, 6.13 and 6.14 are revised to require changes to the ODCM and PCP be retained for the duration of the license. This is to replace the current requirement to submit the reasons for the changes to the ODCM and PCP in the semiannual effluent release report. These changes are consistent with the Staff's guidance in Generic Letter 89-01, and do not affect the safe operation of the facility or the release of radioactive material to the environment.

Technical Specification Bases corresponding to deleted specifications are also being relocated.

The Supply System has evaluated this amendment request per 10 CFR 50.92 and determined that it does not represent an unreviewed safety question or a significant hazard because it does not:

- 1) Involve a significant increase in the probability or consequences of an accident previously evaluated. The proposed changes involve only administratively relocating certain requirements which are involved with normal radiological effluents. The control of these effluents does not affect any equipment or procedures which can initiate an accident. Similarly, these changes do not involve equipment or procedures which can be used to mitigate the consequences of an accident. No change in the level of radiological effluents is being requested. Therefore, there is no increase in the probability or consequences of a previously evaluated accident.
- 2) Create the possibility of a new or different kind of accident from any accident previously evaluated. The proposed changes involve only administratively relocating certain requirements which are involved with normal radiological effluents. No changes to the operation of the facility and no new modes of operation of any equipment are introduced. Therefore, no new or different kind of accident is created.

1014 2-1-80 1014 2-1-80

Page Three  
REQUEST FOR AMENDMENT TO TECHNICAL SPECIFICATIONS TO  
RELOCATE RETS IN ACCORDANCE WITH GENERIC LETTER 89-01  
June 28, 1991

- 3) Involve a significant reduction in a margin of safety. The proposed changes involve only administratively relocating certain requirements which are involved with normal radiological effluents. These administrative changes are made in accordance with NRC approved guidance found in Generic Letter 89-01. No change in the level of radiological effluents is being requested. Therefore, there is no significant reduction in the margin of safety.

As discussed above, the Supply System considers that this change does not involve a significant hazards consideration, nor is there a potential for a significant change in the types or significant increase in the amount of any effluents that may be released offsite, nor does it involve a significant increase in individual or cumulative occupational radiation exposure. Accordingly, the proposed change meets the eligibility criteria for categorical exclusion set forth in 10 CFR 51.22(c)(9) and therefore, per 10 CFR 51.22(b), an environmental assessment of the change is not required.

This Technical Specification change has been reviewed and approved by the WNP-2 Plant Operations Committee (POC) and the Supply System Corporate Nuclear Safety Review Board (CNSRB). In accordance with 10 CFR 50.91, the State of Washington has been provided a copy of this letter.

Further, with the administrative nature of this change the Supply System has concluded that the change will not reduce the accuracy or reliability of dose calculations or setpoint determinations.

Additionally, Attachment 3 has been provided as a proposed administrative method of implementing this change. Attachment 3 varies from Attachment 2 in that Attachment 2 indicates a strict compliance with the directions of Generic Letter 89-01 (submitted for technical review) while Attachment 3 accommodates page removal, deletions and renumbering. Further, Attachment 3 identifies two typographical errors on Bases pages B 3/4 3-5 and B 3/4 3-6. Attachment 3 responds to previous requests of the NRC Project Manager assigned to WNP-2 regarding providing guidance on the word processing aspect of implementing the change.

Very truly yours,

  
G. C. Sorensen, Manager  
Regulatory Programs

PLP/bk  
Attachments

cc: JB Martin - NRC RV  
NS Reynolds - Winston & Strawn  
RG Waldo - EFSEC  
PL Eng - NRC  
DL Williams - BPA/399  
NRC Site Inspector - 901A



4

4

4

4

4

4

4

4

4

4

4

4

4

4

4

4

4

4

4

4

4

4

4

4

4

4

4

4

4

4

4

4

4

4

4

4

4

4

4

4

4

4

4

4

4

4

4



STATE OF WASHINGTON)  
COUNTY OF BENTON )

Subject: T.S. AMENDMENT  
RELOCATE RETS PER GL 89-01

I, G. C. SORENSEN, being duly sworn, subscribe to and say that I am the Manager, Regulatory Programs, for the WASHINGTON PUBLIC POWER SUPPLY SYSTEM, the applicant herein; that I have full authority to execute this oath; that I have reviewed the foregoing; and that to the best of my knowledge, information, and belief the statements made in it are true.

DATE: 27 JUNE, 1991

G. C. Sorensen  
G. C. Sorensen, Manager  
Regulatory Programs

On this date personally appeared before me G. C. SORENSEN, to me known to be the individual who executed the foregoing instrument, and acknowledged that he signed the same as his free act and deed for the uses and purposes herein mentioned.

GIVEN under my hand and seal this 27 day of June 1991.



Shirley R. Benzee  
Notary Public in and for the  
STATE OF WASHINGTON

Residing at Richtland, WA.

My Commission Expires Dec. "93"



.9107030181

Changes to the WNP-2  
Technical Specifications  
and  
Bases as recommended  
by Generic Letter  
89-01

Attachment 1

2314

# CONTROLLED COPY

## INDEX

### DEFINITIONS

---

#### SECTION

<u>DEFINITIONS (Continued)</u>	<u>PAGE</u>
1.22 LOGIC SYSTEM FUNCTIONAL TEST.....	1-4
1.23 MAXIMUM FRACTION OF LIMITING POWER DENSITY.....	1-4
1.24 MAXIMUM TOTAL PEAKING FACTOR.....	1-4
1.25 MEMBER(S) OF THE PUBLIC.....	1-4
1.26 MINIMUM CRITICAL POWER RATIO.....	1-4
1.27 OFFSITE DOSE CALCULATION MANUAL.....	1-4
1.28 OPERABLE - OPERABILITY.....	1-5
1.29 OPERATIONAL CONDITION - CONDITION.....	1-5
1.30 PHYSICS TESTS.....	1-5
1.31 PRESSURE BOUNDARY LEAKAGE.....	1-5
1.32 PRIMARY CONTAINMENT INTEGRITY.....	1-5
1.33 PROCESS CONTROL PROGRAM.....	1-6
1.34 PURGE - PURGING.....	1-6
1.35 RATED THERMAL POWER.....	1-6
1.36 REACTOR PROTECTION SYSTEM RESPONSE TIME.....	1-6
1.37 REPORTABLE EVENT.....	1-6
1.38 ROD DENSITY.....	1-6
1.39 SECONDARY CONTAINMENT INTEGRITY.....	1-6
1.40 SHUTDOWN MARGIN.....	1-7
1.41 SITE BOUNDARY.....	1-7
1.42 <del>CONDITION</del> .....[not used].....	1-7
1.43 SOURCE CHECK.....	1-7
1.44 STAGGERED TEST BASIS.....	1-7

1-2

1

1-2

1-2

1-2

1-2

1-2

1-2

1-2

1-2

1-2

1-2

1-2

1-2

1-2

1-2

1-2

1-2

# CONTROLLED COPY

## INDEX

### LIMITING CONDITIONS FOR OPERATION AND SURVEILLANCE REQUIREMENTS

<u>SECTION</u>	<u>PAGE</u>
<u>3/4.3 INSTRUMENTATION</u>	
3/4.3.1 REACTOR PROTECTION SYSTEM INSTRUMENTATION.....	3/4 3-1
3/4.3.2 ISOLATION ACTUATION INSTRUMENTATION.....	3/4 3-10
3/4.3.3 EMERGENCY CORE COOLING SYSTEM ACTUATION INSTRUMENTATION.....	3/4 3-25
3/4.3.4 RECIRCULATION PUMP TRIP ACTUATION INSTRUMENTATION	
ATWS Recirculation Pump Trip System Instrumentation..	3/4 3-37
End-of-Cycle Recirculation Pump Trip System Instrumentation.....	3/4 3-41
3/4.3.5 REACTOR CORE ISOLATION COOLING SYSTEM ACTUATION INSTRUMENTATION.....	3/4 3-47
3/4.3.6 CONTROL ROD BLOCK INSTRUMENTATION.....	3/4 3-52
3/4.3.7 MONITORING INSTRUMENTATION	
Radiation Monitoring Instrumentation.....	3/4 3-58
Seismic Monitoring Instrumentation.....	3/4 3-61
Meteorological Monitoring Instrumentation.....	3/4 3-64
Remote Shutdown Monitoring Instrumentation.....	3/4 3-67
Accident Monitoring Instrumentation.....	3/4 3-70
Source Range Monitors.....	3/4 3-75
Traversing In-Core Probe System.....	3/4 3-77
Loose-Part Detection System.....	3/4 3-83
<del>Radiation Liquid Effluent Monitoring</del>	<del>3/4 3-85</del>
Explosive <del>Radiation Gaseous Effluent</del> Monitoring Instrumentation.....	3/4 3-89
3/4.3.8 TURBINE OVERSPEED PROTECTION SYSTEM.....	3/4 3-96
3/4.3.9 FEEDWATER SYSTEM/MAIN TURBINE TRIP SYSTEM ACTUATION INSTRUMENTATION.....	3/4 3-98

# CONTROLLED COPY

## INDEX

### LIMITING CONDITIONS FOR OPERATION AND SURVEILLANCE REQUIREMENTS

<u>SECTION</u>	<u>PAGE</u>
<u>3/4.10 SPECIAL TEST EXCEPTIONS</u>	
3/4.10.1 PRIMARY CONTAINMENT INTEGRITY.....	3/4 10-1
3/4.10.2 ROD SEQUENCE CONTROL SYSTEM.....	3/4 10-2
3/4.10.3 SHUTDOWN MARGIN DEMONSTRATIONS.....	3/4 10-3
3/4.10.4 RECIRCULATION LOOPS.....	3/4 10-4
3/4.10.5 OXYGEN CONCENTRATION.....	3/4 10-5
3/4.10.6 TRAINING STARTUPS.....	3/4 10-5
<u>3/4.11 RADIOACTIVE EFFLUENTS</u>	
3/4.11.1 LIQUID EFFLUENTS	
<del>Concentration.....</del>	<del>3/4 11-1</del>
<del>Dose.....</del>	<del>3/4 11-5</del>
<del>Liquid Radwaste Treatment System.....</del>	<del>3/4 11-5</del>
<del>Liquid Holdup Tanks.....</del>	<del>3/4 11-7</del>
3/4 11.2 GASEOUS EFFLUENTS	
<del>Dose Rate.....</del>	<del>3/4 11-8</del>
<del>Dose - Noble Gases.....</del>	<del>3/4 11-12</del>
<del>Dose - Iodine-131, Iodine-133, Tritium, and Radionuclides in Particulate Form.....</del>	<del>3/4 11-13</del>
<del>Gaseous Radwaste Treatment System.....</del>	<del>3/4 11-14</del>
<del>Ventilation Exhaust Treatment System.....</del>	<del>3/4 11-15</del>
<del>Explosive Gas Mixture.....</del>	<del>3/4 11-15</del>
<del>Main Condenser.....</del>	<del>3/4 11-17</del>
<del>VENTING OF FUMING.....</del>	<del>3/4 11-18</del>
<del>3/4 11.3 SOLID RADIOACTIVE WASTE.....</del>	<del>3/4 11-19</del>
3/4 11.4 TOTAL DOSE.....	3/4 11-20
<u>3/4.12 RADIOLOGICAL ENVIRONMENTAL MONITORING</u>	
3/4.12.1 MONITORING PROGRAM.....	3/4 12-1
3/4 12.2 LAND USE CENSUS.....	3/4 12-13
<del>3/4.12.3 INTERLABORATORY COMPARISON PROGRAM.....</del>	<del>3/4 12-14</del>



# CONTROLLED COPY

## INDEX

### BASES

#### SECTION

#### PAGE

#### INSTRUMENTATION (Continued)

##### 3/4.3.7 MONITORING INSTRUMENTATION

Radiation Monitoring Instrumentation.....	8 3/4 3-4
Seismic Monitoring Instrumentation.....	8 3/4 3-4
Meteorological Monitoring Instrumentation.....	8 3/4 3-5
Remote Shutdown Monitoring Instrumentation.....	8 3/4 3-5
Accident Monitoring Instrumentation.....	8 3/4 3-5
Source Range Monitors.....	8 3/4 3-5
Traversing In-Core Probe System.....	8 3/4 3-5
Loose-Part Detection System.....	8 3/4 3-5
<del>Radioactive Liquid Effluent Monitoring Instrumentation.....</del>	<del>8 3/4 3-5</del>

Explosive

<del>Radioactive Gaseous Effluent Monitoring Instrumentation.....</del>	<del>8 3/4 3-5</del>
Instrumentation.....	8 3/4 3-7

3/4.3.8 TURBINE OVERSPEED PROTECTION SYSTEM.....	8 3/4 3-7
--	-----------

3/4.3.9 FEEDWATER SYSTEM/MAIN TURBINE TRIP SYSTEM ACTUATION INSTRUMENTATION.....	8 3/4 3-7
---	-----------

#### 3/4.4 REACTOR COOLANT SYSTEM

3/4.4.1 RECIRCULATION SYSTEM.....	8 3/4 4-1
-----------------------------------	-----------

3/4.4.2 SAFETY/RELIEF VALVES.....	8 3/4 4-1
-----------------------------------	-----------

3/4.4.3 REACTOR COOLANT SYSTEM LEAKAGE	
Leakage Detection Systems.....	8 3/4 4-1a
Operational Leakage.....	8 3/4 4-2

3/4.4.4 CHEMISTRY.....	8 3/4 4-2
------------------------	-----------

3/4.4.5 SPECIFIC ACTIVITY.....	8 3/4 4-3
--------------------------------	-----------

3/4.4.6 PRESSURE/TEMPERATURE LIMITS.....	8 3/4 4-4
--	-----------

3/4.4.7 MAIN STEAM LINE ISOLATION VALVES.....	8 3/4 4-5
---	-----------

# CONTROLLED COPY

## INDEX

### BASES

#### SECTION

#### PAGE

#### 3/4.10 SPECIAL TEST EXCEPTIONS

3/4.10.1 PRIMARY CONTAINMENT INTEGRITY.....	8 3/4 10-1
3/4.10.2 ROD SEQUENCE CONTROL SYSTEM.....	8 3/4 10-1
3/4.10.3 SHUTDOWN MARGIN DEMONSTRATIONS.....	8 3/4 10-1
3/4.10.4 RECIRCULATION LOOPS.....	8 3/4 10-1
3/4.10.5 OXYGEN CONCENTRATION.....	8 3/4 10-1
3/4.10.6 TRAINING STARTUPS.....	8 3/4 10-1

#### 3/4.11 RADIOACTIVE EFFLUENTS

3/4.11.1 LIQUID EFFLUENTS.....	8 3/4 11-1
3/4.11.2 GASEOUS EFFLUENTS.....	8 3/4 11-2
<del>3/4.11.3 SOLID WASTE SYSTEM.....</del>	<del>8 3/4 11-3</del>
3/4.11.4 TOTAL DOSE.....	8 3/4 11-6

#### 3/4.12 RADIOLOGICAL ENVIRONMENTAL MONITORING

3/4.12.1 MONITORING PROGRAM.....	8 3/4 12-1
3/4.12.2 LAND USE CENSUS.....	8 3/4 12-1
<del>3/4.12.3 INTERLABORATORY COMPARISON PROGRAM.....</del>	<del>8 3/4 12-2</del>

# CONTROLLED COPY

## INDEX

### ADMINISTRATIVE CONTROLS

<u>SECTION</u>	<u>PAGE</u>
<u>CORPORATE NUCLEAR SAFETY REVIEW BOARD (Continued)</u>	
CONSULTANTS.....	6-11
MEETING FREQUENCY.....	6-11
QUORUM.....	6-11
REVIEW.....	6-11
AUDITS.....	6-12
RECORDS.....	6-13
<u>6.6 REPORTABLE OCCURRENCE ACTION.....</u>	<u>6-13</u>
<u>6.7 SAFETY LIMIT VIOLATION.....</u>	<u>6-14</u>
<u>6.8 PROCEDURES AND PROGRAMS.....</u>	<u>6-14</u>
<u>6.9 REPORTING REQUIREMENTS.....</u>	<u>6-16</u>
6.9.1 ROUTINE REPORTS AND REPORTABLE OCCURRENCES.....	6-16
STARTUP REPORT.....	6-16
ANNUAL REPORTS.....	6-16
MONTHLY OPERATING REPORTS.....	6-17
REPORTABLE OCCURENCES.....	6-17
PROMPT NOTIFICATION WITH WRITTEN FOLLOWUP.....	6-17
THIRTY DAY WRITTEN REPORTS.....	6-19
ANNUAL RADIOLOGICAL ENVIRONMENTAL OPERATING REPORT...	6-20
<del>SEMIANNUAL</del> RADIOACTIVE EFFLUENT RELEASE REPORT.....	6-21
6.9.2 SPECIAL REPORTS.....	6-22
<u>6.10 RECORD RETENTION.....</u>	<u>6-22</u>
<u>6.11 RADIATION PROTECTION PROGRAM.....</u>	<u>6-24</u>
<u>6.12 HIGH RADIATION AREA.....</u>	<u>6-24</u>
<u>6.13 PROCESS CONTROL PROGRAM.....</u>	<u>6-25</u>
<u>6.14 OFFSITE DOSE CALCULATION MANUAL.....</u>	<u>6-25</u>
<del>6.15 MAJOR CHANGES TO RADIOACTIVE LIQUID, GASEOUS, AND SOLID WASTE TREATMENT SYSTEMS.....</del>	<del>6-26</del>



# CONTROLLED COPY

## INDEX

### LIST OF TABLES (Continued)

TABLE	PAGE
3.3.7.5-1 ACCIDENT MONITORING INSTRUMENTATION.....	3/4 3-71
4.3.7.5-1 ACCIDENT MONITORING INSTRUMENTATION SURVEILLANCE REQUIREMENTS.....	3/4 3-74
<del>3.3.7.11-1 RADIOACTIVE LIQUID EFFLUENT MONITORING INSTRUMENTATION.....</del>	<del>3/4 3-85</del>
<del>4.3.7.11-1 RADIOACTIVE LIQUID EFFLUENT MONITORING INSTRUMENTATION SURVEILLANCE REQUIREMENTS.....</del>	<del>3/4 3-87</del>
3.3.7.12-1 <sup>Explosive</sup> <del>RADIOACTIVE GASEOUS EFFLUENT MONITORING INSTRUMENTATION.....</del>	3/4 3-90
4.3.7.12-1 <sup>Explosive</sup> <del>RADIOACTIVE GASEOUS EFFLUENT MONITORING INSTRUMENTATION SURVEILLANCE REQUIREMENTS.....</del>	3/4 3-93
3.3.9-1 FEEDWATER SYSTEM/MAIN TURBINE TRIP SYSTEM ACTUATION INSTRUMENTATION.....	3/4 3-99
3.3.9-2 FEEDWATER SYSTEM/MAIN TURBINE TRIP SYSTEM ACTUATION INSTRUMENTATION SETPOINTS.....	3/4 3-100
4.3.9.1-1 FEEDWATER SYSTEM/MAIN TURBINE TRIP SYSTEM ACTUATION INSTRUMENTATION SURVEILLANCE REQUIREMENTS.....	3/4 3-101
3.4.3.2-1 REACTOR COOLANT SYSTEM PRESSURE ISOLATION VALVES.....	3/4 4-11
3.4.3.2-2 REACTOR COOLANT SYSTEM INTERFACE VALVES LEAKAGE PRESSURE MONITORS.....	3/4 4-11
3.4.4-1 REACTOR COOLANT SYSTEM CHEMISTRY LIMITS.....	3/4 4-14
4.4.5-1 PRIMARY COOLANT SPECIFIC ACTIVITY SAMPLE AND ANALYSIS PROGRAM.....	3/4 4-17

# CONTROLLED COPY

## INDEX

### LIST OF TABLES (Continued)

<u>TABLE</u>		<u>PAGE</u>
4.4.6.1.3-1	REACTOR VESSEL MATERIAL SURVEILLANCE PROGRAM-- WITHDRAWAL SCHEDULE .....	3/4 4-22
3.6.3-1	PRIMARY CONTAINMENT ISOLATION VALVES.....	3/4 6-21
3.6.5.2-1	SECONDARY CONTAINMENT VENTILATION SYSTEM AUTOMATIC ISOLATION VALVES.....	3/4 6-39
3.7.9-1	AREA TEMPERATURE MONITORING .....	3/4 7-31
4.8.1.1.2-1	DIESEL GENERATOR TEST SCHEDULE .....	3/4 8-9
4.8.2.1-1	BATTERY SURVEILLANCE REQUIREMENTS .....	3/4 8-14
3.8.4.2-1	PRIMARY CONTAINMENT PENETRATION CONDUCTOR OVERCURRENT PROTECTIVE DEVICES .....	3/4 8-23
3.8.4.3-1	MOTOR-OPERATED VALVES THERMAL OVERLOAD PROTECTION .....	3/4 8-25
<del>3.11-1</del>	<del>RADIOACTIVE LIQUID WASTE SAMPLING AND ANALYSIS PROGRAM .....</del>	<del>3/4 11-2</del>
3.11-2	RADIOACTIVE GASEOUS WASTE SAMPLING AND ANALYSIS PROGRAM .....	3/4 11-9
3.12-1	RADIOLOGICAL ENVIRONMENTAL MONITORING PROGRAM ....	3/4 12-3
3.12-2	REPORTING LEVELS FOR RADIOACTIVITY CONCENTRATIONS IN ENVIRONMENTAL SAMPLES .....	3/4 12-9
<del>3.12-1</del>	<del>DETECTION CAPABILITIES FOR ENVIRONMENTAL SAMPLE ANALYSIS .....</del>	<del>3/4 12-13</del>

471

[illegible]

100

# CONTROLLED COPY

## DEFINITIONS

### END OF CYCLE (EOC)

1.12A The END-OF-CYCLE (EOC) shall be the core exposure at which rated thermal power, rated core flow, and rated feedwater temperature would all be achieved if all control rods were fully withdrawn.

### END-OF-CYCLE RECIRCULATION PUMP TRIP SYSTEM RESPONSE TIME

1.13 The END-OF-CYCLE RECIRCULATION PUMP TRIP SYSTEM RESPONSE TIME shall be that time interval to energization of the recirculation pump circuit breaker trip coil from when the monitored parameter exceeds its trip setpoint at the channel sensor of the associated:

- a. Turbine throttle valves channel sensor contact opening, and
- b. Turbine governor valves initiation of valve fast closure.

The response time may be measured by any series of sequential, overlapping or total steps such that the entire response time is measured.

### FINAL FEEDWATER TEMPERATURE REDUCTION (FFTR)

1.13A FINAL FEEDWATER TEMPERATURE REDUCTION (FFTR) shall be operation at or beyond EOC for the purpose of extending the normal fuel cycle by plant operation with a final feedwater temperature reduced from the normal rated power temperature condition.

### FRACTION OF LIMITING POWER DENSITY

1.14 The FRACTION OF LIMITING POWER DENSITY (FLPD) shall be the LHGR existing at a given location divided by the specified LHGR limit for that bundle type.

### FRACTION OF RATED THERMAL POWER

1.15 The FRACTION OF RATED THERMAL POWER (FRTP) shall be the measured THERMAL POWER divided by the RATED THERMAL POWER.

### FREQUENCY NOTATION

1.15 The FREQUENCY NOTATION specified for the performance of Surveillance Requirements shall correspond to the intervals defined in Table 1.1.

### ~~GASEOUS RADIOACTIVE WASTE TREATMENT SYSTEM~~

[Not used] 1.17 ~~A GASEOUS RADIOACTIVE WASTE TREATMENT SYSTEM shall be any system designed and installed to reduce radioactive gaseous effluents by collecting primary coolant system offgases from the primary system and providing for delay or holdup for the purpose of reducing the total radioactivity prior to release to the environment.~~

### IDENTIFIED LEAKAGE

1.19 IDENTIFIED LEAKAGE shall be:

- a. Leakage into collection systems, such as pump seal or valve packing leaks, that is captured and conducted to a sump or collecting tank, or
- b. Leakage into the containment atmosphere from sources that are both specifically located and known either not to interfere with the operation of the leakage detection systems or not to be PRESSURE BOUNDARY LEAKAGE.

### ISOLATION SYSTEM RESPONSE TIME

1.19 The ISOLATION SYSTEM RESPONSE TIME shall be that time interval from when the monitored parameter exceeds its isolation actuation setpoint at the channel sensor until the isolation valves travel to their required positions. Times shall include diesel generator starting and sequence loading delays where applicable. The response time may be measured by any series of sequential, overlapping or total steps such that the entire response time is measured.



都 府 道

# CONTROLLED COPY

## DEFINITIONS

### LIMITING CONTROL ROD PATTERN

- 1.20 A LIMITING CONTROL ROD PATTERN shall be a pattern which results in the core being on a thermal hydraulic limit, i.e., operating on a limiting value for APLHGR, LHGR, or MCPR.

### LINEAR HEAT GENERATION RATE

- 1.21 LINEAR HEAT GENERATION RATE (LHGR) shall be the heat generation per unit length of fuel rod. It is the integral of the heat flux over the heat transfer area associated with the unit length.

### LOGIC SYSTEM FUNCTIONAL TEST

- 1.22 A LOGIC SYSTEM FUNCTIONAL TEST shall be a test of all logic components, i.e., all relays and contacts, all trip units, solid state logic elements, etc, of a logic circuit, from sensor through and including the actuated device, to verify OPERABILITY. The LOGIC SYSTEM FUNCTIONAL TEST may be performed by any series of sequential, overlapping or total system steps such that the entire logic system is tested.

### MAXIMUM FRACTION OF LIMITING POWER DENSITY

- 1.23 The MAXIMUM FRACTION OF LIMITING POWER DENSITY (MFLPD) shall be highest value of the FLPD which exists in the core.

### MAXIMUM TOTAL PEAKING FACTOR

- 1.24 The MAXIMUM TOTAL PEAKING FACTOR (MTPF) shall be the largest TPF which exists in the core for a given class of fuel for a given operating condition.

### MEMBER(S) OF THE PUBLIC

- 1.25 MEMBER(S) OF THE PUBLIC shall include all persons who are not occupationally associated with the plant. This category does not include employees of the utility, its contractors or vendors. Also excluded from this category are persons who enter the site to service equipment or to make deliveries. This category does include persons who use portions of the site for recreational, occupational or other purposes not associated with the plant.

### MINIMUM CRITICAL POWER RATIO

- 1.25 The MINIMUM CRITICAL POWER RATIO (MCPR) shall be the smallest CPR which exists in the core.

### OFFSITE DOSE CALCULATION MANUAL

- 1.27 The OFFSITE DOSE CALCULATION MANUAL (ODCM) shall contain the current methodology and parameters used in the calculation of offsite doses due to radioactive gaseous and liquid effluents in the calculation of gaseous and liquid effluent monitoring alarm/trip setpoints and in the conduct of the environmental radiological monitoring program. — [INSERT]

Insert to page 1-4

The ODCM shall also contain (1) the Radioactive Effluent Controls and Radiological Environmental Monitoring Programs required by Section 6.8.3, and (2) descriptions of the information that should be included in the Radioactive Effluent Release Reports required by Specifications 6.9.1.10 and 6.9.1.11.

# CONTROLLED COPY

## DEFINITIONS

### PROCESS CONTROL PROGRAM

1.33 The PROCESS CONTROL PROGRAM (PCP) shall contain ~~the sampling, analysis, and formulation determination by which SOLIDIFICATION of radioactive wastes from liquid systems is assured~~ <sup>[INSERT]</sup>

### PURGE - PURGING

1.34 PURGE or PURGING shall be the controlled process of discharging air or gas from a confinement to maintain temperature, pressure, humidity, concentration or other operating condition, in such a manner that replacement air or gas is required to purify the confinement.

### RATED THERMAL POWER

1.35 RATED THERMAL POWER shall be a total reactor core heat transfer rate to the reactor coolant of 3323 MWt.

### REACTOR PROTECTION SYSTEM RESPONSE TIME

1.36 REACTOR PROTECTION SYSTEM RESPONSE TIME shall be the time interval from when the monitored parameter exceeds its trip setpoint at the channel sensor until deenergization of the scram pilot valve solenoids. The response time may be measured by any series of sequential, overlapping, or total steps such that the entire response time is measured.

### REPORTABLE EVENT

1.37 A REPORTABLE EVENT shall be any of those conditions specified in Section 50.73 to 10 CFR Part 50.

### ROD DENSITY

1.38 ROD DENSITY shall be the number of control rod notches inserted as a fraction of the total number of control rod notches. All rods fully inserted is equivalent to 100% ROD DENSITY.

### SECONDARY CONTAINMENT INTEGRITY

1.39 SECONDARY CONTAINMENT INTEGRITY shall exist when:

- a. All secondary containment penetrations required to be closed during accident conditions are either:
  1. Capable of being closed by an OPERABLE secondary containment automatic isolation system, or
  2. Closed by at least one manual valve, blind flange, or deactivated automatic valve secured in its closed position.
- b. All secondary containment hatches and blowout panels are closed and sealed.
- c. The standby gas treatment system is in compliance with the requirements of Specification 3.6.5.3.

Insert to page 1-6

1.33 The PROCESS CONTROL PROGRAM (PCP) shall contain the current formulas, sampling, analyses, test and determinations to be made to ensure that processing and packaging of solid radioactive wastes based on demonstrated processing of actual or simulated wet solid wastes will be accomplished in such a way as to assure compliance with 10 CFR Parts 20, 61 and 71, State regulations, burial ground requirements, and other requirements governing the disposal of solid radioactive waste.

# CONTROLLED COPY

## DEFINITIONS

### SECONDARY CONTAINMENT INTEGRITY (Continued)

- d. At least one door in each access to the secondary containment is closed.
- e. The sealing mechanism associated with each secondary containment penetration, e.g., welds, bellows, or O-rings, is OPERABLE.
- f. The pressure within the secondary containment is less than or equal to the value required by Specification 4.6.5.1.a.

### SHUTDOWN MARGIN

1.40 SHUTDOWN MARGIN shall be the amount of reactivity by which the reactor is subcritical or would be subcritical assuming all control rods are fully inserted except for the single control rod of highest reactivity worth which is assumed to be fully withdrawn and the reactor is in the shutdown condition; cold, i.e., 68°F; and xenon free.

### SITE BOUNDARY

1.41 The SITE BOUNDARY shall be that line beyond which the land is not owned, leased, or otherwise controlled by the licensee.

### ~~SOLIDIFICATION~~

1.42 ~~SOLIDIFICATION shall be the conversion of radioactive wastes from liquid systems to a nonhomogeneous (uniformly distributed), monolithic, immobilized solid with definite volume and shape, bounded by a stable surface of distinct outline on all sides (free-standing).~~

[Not used]

### SOURCE CHECK

1.43 A SOURCE CHECK shall be the qualitative assessment of channel response when the channel sensor is exposed to a radioactive source.

### STAGGERED TEST BASIS

1.44 A STAGGERED TEST BASIS shall consist of:

- a. A test schedule for n systems, subsystems, trains, or other designated components obtained by dividing the specified test interval into n equal subintervals.
- b. The testing of one system, subsystem, train, or other designated component at the beginning of each subinterval.



## INSTRUMENTATION

### RADIOACTIVE LIQUID EFFLUENT MONITORING INSTRUMENTATION

#### LIMITING CONDITION FOR OPERATION

3.3.7.11 The radioactive liquid effluent monitoring instrumentation channels shown in Table 3.3.7.11-1 shall be OPERABLE with their alarm/trip setpoints set to ensure that the limits of Specification 3.11.1.1 are not exceeded. The alarm/trip setpoints of these channels shall be determined and adjusted in accordance with the methodology and parameters described in the OFFSITE DOSE CALCULATION MANUAL (ODCM).

APPLICABILITY: At all times.

#### ACTION:

- a. With a radioactive liquid effluent monitoring instrumentation channel alarm/trip setpoint less conservative than required by the above specification, immediately suspend the release of radioactive liquid effluents monitored by the affected channel or declare the channel inoperable.
- b. With less than the minimum number of radioactive liquid effluent monitoring instrumentation channels OPERABLE, take the ACTION shown in Table 3.3.7.11-1. Restore the inoperable instrumentation to OPERABLE status within the time specified in the ACTION or, in lieu of a Licensee Event Report, explain why this inoperability was not corrected within the time specified in the next Semiannual Radioactive Effluent Release Report.
- c. The provisions of Specifications 3.0.3, 3.0.4, and 6.9.1.Sb. are not applicable.

#### SURVEILLANCE REQUIREMENTS

4.3.7.12 Each radioactive liquid effluent monitoring instrumentation channel shall be demonstrated OPERABLE by performance of the CHANNEL CHECK, SOURCE CHECK, CHANNEL CALIBRATION, and CHANNEL FUNCTIONAL TEST operations at the frequencies shown in Table 4.3.7.12-1.

[Page Left Blank]



TABLE 3.3.7.11-1

RADIOACTIVE LIQUID EFFLUENT MONITORING INSTRUMENTATION

<u>INSTRUMENT</u>	<u>MINIMUM CHANNELS OPERABLE</u>	<u>ACTION</u>
1. GROSS RADIOACTIVITY MONITORS PROVIDING ALARM AND AUTOMATIC TERMINATION OF RELEASE		
a. Liquid Radwaste Effluent Line	1	100
b. Turbine Building Sump	1/Sump	101
2. GROSS RADIOACTIVITY MONITORS PROVIDING ALARM BUT NOT PROVIDING AUTOMATIC TERMINATION OF RELEASE		
a. Service Water System Effluent Line	1	101
b. RHR Service Water System Effluent Line	1/Loop	101
3. FLOW RATE MEASUREMENT DEVICES		
a. Liquid Radwaste Effluent Line	1	102
b. Plant Discharge-Blowdown Line	1	102

CONTROLLED COPY

[Page Left Blank]



TABLE 3.3.7.11-1 (Continued)

ACTION STATEMENTS

- ACTION 100 - With the number of channels OPERABLE less than required by the Minimum Channels OPERABLE requirements, effluent releases via this pathway may continue for up to 30 days provided that prior to initiating a release:
- At least two independent samples of the batch are analyzed in accordance with Specifications 4.11.1.1.1 and 4.11.1.1.2, and
  - At least two technically qualified members of the facility staff independently verify the release rate calculations and the discharge valve lineup;
- Otherwise, suspend release of radioactive effluents via this pathway.
- ACTION 101 - With the number of channels OPERABLE less than required by the Minimum Channels OPERABLE requirement, effluent releases via this pathway may continue for up to 30 days provided that, at least once per 12 hours, two samples are collected and are analyzed for gross radioactivity (beta or gamma) at a limit of detection of at least  $10^{-7}$  microcurie/mL.
- ACTION 102 - With the number of channels OPERABLE less than required by the Minimum Channels OPERABLE requirement, effluent releases via this pathway may continue for up to 30 days provided that the flow rate is estimated at least once per 4 hours during actual releases. Pump performance curves generated in place may be used to estimate flow:

[Page Left Blank]

TABLE 4.3.7.11-1

RADIOACTIVE LIQUID EFFLUENT MONITORING INSTRUMENTATION SURVEILLANCE REQUIREMENTS

<u>INSTRUMENT</u>	<u>CHANNEL CHECK</u>	<u>SOURCE CHECK</u>	<u>CHANNEL CALIBRATION</u>	<u>CHANNEL FUNCTIONAL TEST</u>
1. GROSS RADIOACTIVITY MONITORS PROVIDING ALARM AND AUTOMATIC TERMINATION OF RELEASE				
a. Liquid Radwaste Effluent Line	D	P	R(3)	Q(1)
b. Turbine Building Sump	D	H	R(3)	Q(5)
2. GROSS RADIOACTIVITY MONITORS PROVIDING ALARM BUT NOT PROVIDING AUTOMATIC TERMINATION OF RELEASE				
a. Service Water System Effluent Line	D	H	R(3)	Q(2)
b. RHR Service Water System Effluent Line	D	H	R(3)	Q(2)
3. FLOW RATE MEASUREMENT DEVICES				
a. Liquid Radwaste Effluent Line	D(4)	H.A.	R	Q
b. Plant Discharge-Blowdown Line	D(4)	H.A.	R	Q

CONTROLLED COPY

[Page Left Blank]



TABLE 4.3.7.11-1 (Continued)

TABLE NOTATIONS

- (1) The CHANNEL FUNCTIONAL TEST shall also demonstrate that automatic isolation of this pathway and control room alarm annunciation occurs if any of the following conditions exists:
  1. Instrument indicates measured levels above the alarm/trip setpoint.
  2. High voltage abnormally low.
  3. Instrument indicates a downscale failure.
  4. Instrument controls not set in operate mode.
- (2) The CHANNEL FUNCTIONAL TEST shall also demonstrate that control room alarm annunciation occurs if any of the following conditions exists:
  1. Instrument indicates measured levels above the alarm setpoint.
  2. Instrument indicates a downscale failure.
  3. Instrument controls not set in operate mode.
- (3) The initial CHANNEL CALIBRATION shall be performed using one or more reference standards certified by the National Bureau of Standards (NBS) or using standards that have been obtained from suppliers that participate in measurement assurance activities with NBS. These standards shall permit calibrating the system. For subsequent CHANNEL CALIBRATION, sources that have been related to the initial calibration shall be used.
- (4) CHANNEL CHECK shall consist of verifying indication of flow during periods of release. CHANNEL CHECK shall be made at least once per 24 hours when continuous, periodic, or batch releases are made.
- (5) The CHANNEL FUNCTIONAL TEST shall also demonstrate that automatic isolation of this pathway and control room alarm annunciation occurs if any of the following conditions exists:
  1. Instrument indicates measured levels above the alarm/trip setpoint.
  2. High voltage abnormally low.
  3. Instrument indicates a downscale failure.

[Page Left Blank]



## INSTRUMENTATION

### EXPLOSIVE

### RADIOACTIVE GASEOUS EFFLUENT MONITORING INSTRUMENTATION

#### LIMITING CONDITION FOR OPERATION

3.3.7.12 The ~~radioactive~~ <sup>explosive</sup> ~~gaseous effluent~~ monitoring instrumentation channels shown in Table 3.3.7.12-1 shall be OPERABLE with their alarm ~~setpoints~~ set to ensure that the limits of Specification 3.11.2.1 are not exceeded. ~~The alarm/trip setpoint of these channels shall be determined in accordance with the methodology and parameters described in the OGCX.~~

APPLICABILITY: As shown in Table 3.3.7.12-1.

#### ACTION:

- a. With ~~a radioactive~~ <sup>an explosive</sup> ~~gaseous effluent~~ monitoring instrumentation channel alarm ~~setpoint~~ less conservative than required ~~by~~ ~~above specification~~, immediately initiate action to suspend the release of ~~radioactive~~ <sup>explosive</sup> ~~gaseous effluents~~ monitored by the affected channel or change ~~the~~ setpoint so it is acceptably conservative or declare the channel inoperable.
- b. With less than the minimum number of ~~radioactive~~ <sup>explosive</sup> ~~gaseous effluent~~ monitoring instrumentation channels OPERABLE, take the ACTION shown in Table 3.3.7.12-1. ~~Recover the inoperable instrumentation to OPERABLE status within the time specified in the ACTION of a Licensee Event Report. Explain why this inoperability was not corrected within the time specified in the next Semiannual Radioactive Effluent Release Report.~~
- c. The provisions of Specifications ~~3.0.3, 3.0.4, and 3.3.7.12-1~~ <sup>and</sup> are not applicable.

#### SURVEILLANCE REQUIREMENTS

4.3.7.12 Each ~~radioactive~~ <sup>explosive</sup> ~~gas~~ ~~effluent~~ monitoring instrumentation channel shall be demonstrated OPERABLE by performance of the CHANNEL CHECK, SOURCE CHECK, CHANNEL CALIBRATION, and CHANNEL FUNCTIONAL TEST operations at the frequencies shown in Table 4.3.7.12-1.

and if unsuccessful prepare and submit a Special Report to the Commission pursuant to Specification 6.9.2 to explain why this inoperability was not corrected in a timely manner.



TABLE 3.3.7.12-1

RADIOACTIVE GASEOUS EFFLUENT MONITORING INSTRUMENTATION

<u>INSTRUMENT</u>	<u>MINIMUM CHANNELS OPERABLE</u>	<u>APPLICABILITY</u>	<u>ACTION</u>
1. Main Condenser Offgas Post-Treatment Radiation Monitor			
a. Gross Gamma Detection Alarm and Automatic Isolation of the Offgas System Outlet and Drain Valves	1	**	110
2. Main Condenser Offgas Pre-Treatment Radiation Monitor			
a. Gamma Sensitive Ion-Chamber Located Upstream of Holdup Line	1	**	114
3. Main Plant Vent Release Monitor			
a. Noble Gas Activity Monitor			
1) Low Range	1	*	110
2) Intermediate Range	1	*	110
b. Iodine Sampler	1	*	112
c. Particulate Sampler	1	*	112
d. Effluent System Flow Rate Monitor	1	*	113
e. Sampler Flow Rate Monitor	1	*	113
4. Turbine Building Ventilation Exhaust Monitor			
a. Noble Gas Activity Monitor			
1) Low Range	1	*	110
2) Intermediate Range	1	*	110
b. Iodine Sampler	1	*	112
c. Particulate Sampler	1	*	112
d. Effluent System Flow Rate Monitor	1	*	113
e. Sampler Flow Rate Monitor	1	*	113

CONTROLLED COPY

[Page Left Blank]

WASHINGTON NUCLEAR - UNIT 2

S/S 3-91

EXPLOSIVE TABLE 3.3.7.12-1 (continued)  
RADIOACTIVE GASEOUS-EFFLUENT MONITORING INSTRUMENTATION

<u>INSTRUMENT</u>	<u>MINIMUM CHANNELS OPERABLE</u>	<u>APPLICABILITY</u>	<u>ACTION</u>
<del>6. Radiowaste-Building-Ventilation-Exhaust</del>			
<del>a. Radio-Gas-Activity-Monitor</del>			
<del>1) Low Range</del>	1	*	110
<del>2) Intermediate Range</del>	1	*	110
b. Iodine Sampler	1	*	112
c. Particulate Sampler	1	*	112
d. Effluent System Flow Rate Measurement Device #	1	*	115
<del>e. Sampler Flow Rate Monitor</del>	1	*	<del>113</del>
1. 6. Main Condenser Off-Gas Treatment Explosive Gas Monitoring System			
a. Hydrogen Monitor	2	is	111

CONTROLLED COPY

1

2

3

4

5

6

7

8

9

10

11

12

13

14

15

16

17

18

19

20

21

22

23

24

25

26

27

28

29

30

31

32

33

34

35

36

37

38

39

40

41

42

43

44

45

46

47

48

49

50

51

52

53

54

55

56

57

58

59

60

61

62

63

64

65

66

67

68

69

70

71

72

73

74

75

76

77

78

# CONTROLLED COPY

TABLE 3.3.7.12-1 (Continued)

## TABLE NOTATIONS

~~\*At all times.~~

~~\*During main condenser offgas treatment system operation.~~

~~#Radwaste Building Ventilation Exhaust fan. There are 3 fans, WEA-FN-1A, WEA-FN-1B and WEA-FN-1C.~~

## ACTION STATEMENTS

ACTION 110 - ~~With the number of channels OPERABLE less than required by the~~  
[Not used] ~~Minimum Channels OPERABLE requirement, effluent releases via this pathway may continue for up to 30 days provided that grab samples are taken at least once per 8 hours and analyzed for noble gas gamma emitters within 24 hours.~~

ACTION 111 - With the number of channels OPERABLE less than required by the Minimum Channels OPERABLE requirement, operation of main condenser offgas treatment system may continue for up to 30 days provided that grab samples are collected at least once per 4 hours and analyzed within the following 4 hours. If the recombiner temperature remains constant and THERMAL POWER has not changed, the grab sample collection frequency may be changed to 8 hours.

ACTION 112 - ~~With the number of channels OPERABLE less than required by the~~  
[Not used] ~~Minimum Channels OPERABLE requirement, effluent releases via this pathway may continue for up to 30 days provided that within 4 hours after the channel has been declared inoperable samples are continuously collected with auxiliary sampling equipment as required in Table 4.11-2.~~

ACTION 113 - ~~With the number of channels OPERABLE less than required by the~~  
[Not used] ~~Minimum Channels OPERABLE requirement, effluent releases via this pathway may continue for up to 30 days provided that the flow rate is estimated at least once per 4 hours.~~

ACTION 114 - ~~With the number of channels operable less than required by the~~  
[Not used] ~~Minimum Channels OPERABLE requirement, gases from the main condenser offgas treatment system may be released to the environment for up to 72 hours provided:~~

- a. ~~The offgas treatment system is not bypassed, and~~
- b. ~~The offgas post-treatment monitor used in a pretreatment function shall be OPERABLE.\*~~

ACTION 115 - ~~With the number of channels OPERABLE less than required by the~~  
[Not used] ~~Minimum Channels OPERABLE requirement, effluent releases via this pathway shall be terminated.~~

~~\*With the offgas post-treatment monitor in a pretreatment function unavailable or inoperable, install a temporary replacement ionization chamber for the pretreatment monitor or be in HOT STANDBY within the following 12 hours.~~

TABLE 4.3.7.12-1

RADIOACTIVE GASEOUS EFFLUENT MONITORING INSTRUMENTATION SURVEILLANCE REQUIREMENTS

<u>INSTRUMENT</u>	<u>CHANNEL CHECK</u>	<u>SOURCE CHECK</u>	<u>CHANNEL CALIBRATION</u>	<u>CHANNEL FUNCTIONAL TEST</u>	<u>MODES IN WHICH SURVEILLANCE IS REQUIRED</u>
1. Main Condenser Offgas Post-Treatment Radiation Monitor					
a. Gross gamma detector alarm and automatic isolation of the offgas system outlet and drain valves	D	D	R(2)	Q(1)	**
2. Main Condenser Offgas Pre-Treatment Radiation Monitor					
a. Gamma sensitive ion chamber located upstream of holdup line	D	H	R(2)	Q(1)	**
3. Main Plant Release Monitor					
a. Noble Gas Activity Monitor					
1) Low Range	D	H	R(2)	Q(1)	*
2) Intermediate Range	D	H	R(2)	Q(7)	*
b. Iodine Sampler	W	N.A.	N.A.	N.A.	*
c. Particulate Sampler	W	N.A.	N.A.	N.A.	*
d. Effluent System Flow Rate Monitor	D	N.A.	R	Q	*
e. Sampler Flow Rate Monitor	D	N.A.	R	Q	*
4. Turbine Building Ventilation Exhaust Monitor					
a. Noble Gas Activity Monitor					
1) Low Range	D	H	R(2)	Q(1)	*
2) Intermediate Range	D	H	R(2)	Q(7)	*
b. Iodine Sampler	W	N.A.	N.A.	N.A.	*
c. Particulate Sampler	W	N.A.	N.A.	N.A.	*
d. Effluent System Flow Rate Monitor	D	N.A.	R	Q	*
e. Sampler Flow Rate Monitor	D	N.A.	R	Q	*

CONTROLLED COPY

[Page Left Blank]



TABLE 4.3.7.12-1 (Continued)

## EXPLOSIVE

## RADIOACTIVE GASEOUS EFFLUENT MONITORING INSTRUMENTATION SURVEILLANCE REQUIREMENTS

<u>INSTRUMENT</u>	<u>CHANNEL CHECK</u>	<del>SOURCE CHECK</del>	<u>CHANNEL CALIBRATION</u>	<u>CHANNEL FUNCTIONAL TEST</u>	<u>MODES IN WHICH SURVEILLANCE IS REQUIRED</u>
5. <del>Radwaste-Building-Ventilation-Exhaust</del>					
a. <del>Noble-Gas Activity Monitor</del>					
<del>1) Low-Range</del>	D	H	R(2)	Q(1)	*
<del>2) Intermediate Range</del>	D	H	R(2)	Q(7)	*
b. <del>Iodine Sampler</del>	W	H.A.	H.A.	H.A.	*
c. <del>Particulate Sampler</del>	W	H.A.	H.A.	H.A.	*
d. <del>Effluent System Flow Rate         Measurement Device</del>	D(4)	H.A.	R(6)	Q(5)	*
e. <del>Sampler Flow-Rate Monitor</del>	D	H.A.	R	Q	*
1. 6. Main Condenser Offgas Treatment System Explosive Gas Monitoring System					
a. Hydrogen Monitor	D	<del>H.A.</del>	Q(2) 1	H	*C

CONTROLLED COPY

# CONTROLLED COPY

TABLE 4.3.7.12-1 (Continued)

## TABLE NOTATIONS

~~At all times~~

\*During main condenser offgas treatment system operation.

~~(1) The CHANNEL FUNCTIONAL TEST shall also demonstrate that control room alarm annunciation occurs if any of the following conditions exists:~~

- ~~a. Instrument indicates measured levels above the alarm setpoint.~~
- ~~b. Circuit failure.~~
- ~~c. Instrument controls not set in operate mode.~~

~~(2) The initial CHANNEL CALIBRATION shall be performed using one or more reference radioactive standards traceable to the National Bureau of Standards (NBS) or using standards that have been obtained from suppliers that participate in measurement assurance activities with NBS. These standards shall permit calibrating the system over its intended range of energy and measurement range. Subsequent CHANNEL CALIBRATION shall be performed using the initial radioactive standards or other standards of equivalent quality or radioactive sources that have been related to the initial calibration.~~

~~(3) The CHANNEL CALIBRATION shall include the use of standard gas samples containing a nominal~~

- ~~a. 0.0 volume percent hydrogen, balance nitrogen, and~~
- ~~b. 2.0 volume percent hydrogen, balance nitrogen.~~

~~(4) The CHANNEL CHECK shall be performed by comparing a computer reading or power signal comparing each fan's local amperage reading with preestablished baseline values.~~

~~(5) The CHANNEL FUNCTIONAL TEST shall be performed by measurement of the phase currents for each fan.~~

~~(6) The CHANNEL CALIBRATION shall be performed by using a flow measurement device to determine the fan current to flow relationship.~~

~~(7) For the CHANNEL FUNCTIONAL TEST on the intermediate range noble gas activity monitors, demonstrate that circuit failures or instrument controls when set in the OFF position produce control room alarm annunciation.~~



### 3/4.11 RADIOACTIVE EFFLUENTS

#### 3/4.11.1 ~~LIQUID EFFLUENTS~~

[NOT USED]

#### ~~CONCENTRATION~~

#### ~~LIMITING CONDITION FOR OPERATION~~

3.11.1.1 The concentration of radioactive material released in liquid effluents to UNRESTRICTED AREAS (see Figure 5.1-3) shall be limited to the concentrations specified in 10 CFR Part 20, Appendix B, Table II, Column 2 for radionuclides other than dissolved or entrained noble gases. For dissolved or entrained noble gases, the concentration shall be limited to  $2 \times 10^{-4}$  microcurie/ml total activity.

APPLICABILITY: At all times.

#### ACTION:

- a. With the concentration of radioactive material released in liquid effluents to UNRESTRICTED AREAS exceeding the above limits, immediately restore the concentration to within the above limits.
- b. The provisions of Specification 6.9.1.9.b are not applicable.

#### ~~SURVEILLANCE REQUIREMENTS~~

4.11.1.1.1 Radioactive liquid wastes shall be sampled and analyzed according to the sampling and analysis program of Table 4.11-1.

4.11.1.1.2 The results of the radioactivity analyses shall be used in accordance with the methodology and parameters in the ODCM to assure that the concentrations at the point of release are maintained within the limits of Specification 3.11.1.1.

11

12

13

14

15

16

17

18

19

20

21

TABLE 4.11-1

RADIOACTIVE LIQUID WASTE SAMPLING AND ANALYSIS PROGRAM

LIQUID RELEASE TYPE	SAMPLING FREQUENCY	MINIMUM ANALYSIS FREQUENCY	TYPE OF ACTIVITY ANALYSIS	LOWER LIMIT OF DETECTION (LLD) <sup>a</sup> (μCi/ml)
A. Batch Waste Release Tanks <sup>b</sup>	P Each Batch	P Each Batch	Principal Gamma Emitters <sup>c</sup>	$5 \times 10^{-7}$
			I-131	$1 \times 10^{-6}$
	P One Batch/M	M	Dissolved and Entrained Gases (Gamma Emitters)	$1 \times 10^{-5}$
	P Each Batch	M Composite <sup>d</sup>	H-3	$1 \times 10^{-5}$
			Gross Alpha	$1 \times 10^{-7}$
	P Each Batch	M Composite <sup>d</sup>	Sr-89, Sr-90	$5 \times 10^{-8}$
			Fe-55	$1 \times 10^{-5}$

[Page Left Blank]



TABLE 4.11-1 (Continued)

TABLE NOTATIONS

The LLD is defined, for purposes of these specifications, as the smallest concentration of radioactive material in a sample that will yield a net count, above system background, that will be detected with 95% probability with only 5% probability of falsely concluding that a blank observation represents a "real" signal.

For a particular measurement system, which may include radiochemical separation:

$$LLD = \frac{4.66 s_b}{E \cdot V \cdot 2.22 \times 10^6 \cdot Y \cdot \exp(-\lambda \Delta t)}$$

Where:

LLD is the "a priori" lower limit of detection as defined above, as microcuries per unit mass or volume,

$s_b$  is the standard deviation of the background counting rate or of the counting rate of a blank sample as appropriate, as counts per minute,

E is the counting efficiency, as counts per disintegration,

V is the sample size in units of mass or volume,

$2.22 \times 10^6$  is the number of disintegrations per minute per microcurie,

Y is the fractional radiochemical yield, when applicable,

$\lambda$  is the radioactive decay constant for the particular radionuclide, and

$\Delta t$  for plant effluents is the elapsed time between the midpoint of sample collection and time of counting.

Typical values of E, V, Y, and  $\Delta t$  should be used in the calculation.

It should be recognized that the LLD is defined as an a priori (before the fact) limit representing the capability of a measurement system and not as an a posteriori (after the fact) limit for a particular measurement.

A batch release is the discharge of liquid wastes of a discrete volume. Prior to sampling for analyses, each batch shall be isolated, and then thoroughly mixed by a method described in the CORM to assure representative sampling.

[Page Left Blank]

TABLE 4.11-1 (Continued)

TABLE NOTATIONS

~~The principal gamma emitters for which the LLD specification applies include the following radionuclides: Mn-54, Fe-59, Co-58, Co-60, Zn-65, Mo-99, Cs-134, Cs-137, Ce-141, and Ce-144. This list does not mean that only these nuclides are to be considered. Other gamma peaks that are identifiable, together with those of the above nuclides, shall also be analyzed and reported in the Semiannual Radioactive Effluent Release Report pursuant to Specification 6.9.1.11.~~

~~<sup>d</sup>A composite sample is one in which the quantity of liquid sampled is proportional to the quantity of liquid waste discharged and in which the method of sampling employed results in a specimen that is representative of the liquids released. This may be accomplished through composites of grab samples obtained prior to discharge after the tanks have been recirculated.~~

**CONTROLLED COPY**

[Page Left Blank]



## RADIOACTIVE EFFLUENTS

~~XXXX~~

3/4 11.1.2 [NOT USED]

### ~~LIMITING CONDITION FOR OPERATION~~

3.11.1.2 The dose or dose commitment to a MEMBER OF THE PUBLIC from radioactive materials in liquid effluents released, from each reactor unit, to UNRESTRICTED AREAS (see Figure 5.1-3) shall be limited:

- a. During any calendar quarter to less than or equal to 1.5 mrem to the total body and to less than or equal to 5 mrem to any organ, and
- b. During any calendar year to less than or equal to 3 mrem to the total body and to less than or equal to 10 mrem to any organ.

APPLICABILITY: At all times.

### ACTION:

- a. With the calculated dose from the release of radioactive materials in liquid effluents exceeding any of the above limits, in lieu of a Licensee Event Report, prepare and submit to the Commission within 30 days, pursuant to Specification 6.9.2, a Special Report that identifies the cause(s) for exceeding the limit(s) and defines the corrective actions that have been taken to reduce the releases and the proposed corrective actions to be taken to assure that subsequent releases will be in compliance with the above limits. This Special Report shall also include (1) the results of radiological analyses of the drinking water source and (2) the radiological impact on finished drinking water supplies with regard to the requirements of 40 CFR Part 141.
- b. The provisions of Specifications 3.0.3 and 3.0.4 are not applicable.

### SURVEILLANCE REQUIREMENTS

4.11.1.2 Cumulative dose contributions from liquid effluents for the current calendar quarter and the current calendar year shall be determined in accordance with the methodology and parameters in the ODCM at least once per 31 days.





## RADIOACTIVE EFFLUENTS

~~LIQUID RADWASTE TREATMENT SYSTEM~~

3/4 11.1.3

[NOT USED]

### LIMITING CONDITION FOR OPERATION

3.11.1.3 The liquid radwaste treatment system shall be OPERABLE. The appropriate portions of the system shall be used to reduce the releases of radioactivity when the projected doses due to the liquid effluent, from each reactor unit, to UNRESTRICTED AREAS (see Figure 5.1-3) would exceed 0.06 mrem to the total body or 0.2 mrem to any organ in a 31-day period.

APPLICABILITY: At all times.

#### ACTION:

- a. With radioactive liquid waste being discharged without treatment and in excess of the above limits and any portion of the liquid radwaste treatment system not in operation, in lieu of a Licensee Event Report, prepare and submit to the Commission within 30 days pursuant to Specification 6.9.2 a Special Report that includes the following information:
  1. Explanation of why liquid radwaste was being discharged without treatment, identification of any inoperable equipment or sub-systems, and the reason for the inoperability,
  2. Action(s) taken to restore the inoperable equipment to OPERABLE status, and
  3. Summary description of action(s) taken to prevent a recurrence.
- b. The provisions of Specifications 3.0.3 and 3.0.4 are not applicable.

### SURVEILLANCE REQUIREMENTS

4.11.1.3.1 Doses due to liquid releases from each reactor unit to UNRESTRICTED AREAS shall be projected at least once per 31 days in accordance with the methodology and parameters in the ODCM.

4.11.1.3.2 The installed liquid radwaste treatment system shall be demonstrated OPERABLE by meeting Specifications 3.11.1.1 and 3.11.1.2.

2

11

12

13

14

15



## RADIOACTIVE EFFLUENTS

3/4 11-2 GASEOUS EFFLUENTS

3/4 11.2.1 [NOT USED]

### DOSE RATE

#### LIMITING CONDITION FOR OPERATION

3.11.2.1 The dose rate due to radioactive materials released in gaseous effluents from the site to areas at and beyond the SITE BOUNDARY (see Figure 5.1-3) shall be limited to the following:

- a. For noble gases: Less than or equal to 500 mrem/yr to the total body and less than or equal to 3000 mrem/yr to the skin, and
- b. For iodine-131, for iodine-133, for tritium, and for all radionuclides in particulate form with half-lives greater than 8 days: Less than or equal to 1500 mrem/yr to any organ.

APPLICABILITY: At all times.

#### ACTION:

- a. With the dose rate(s) exceeding the above limits, immediately restore the release rate to within the above limit(s).
- b. The provisions of Specification 6.9.1.9.b are not applicable.

#### SURVEILLANCE REQUIREMENTS

4.11.2.1.1 The dose rate due to noble gases in gaseous effluents shall be determined to be within the above limits in accordance with the methodology and parameters in the ODCM.

4.11.2.1.2 The dose rate due to iodine-131, iodine-133, tritium, and all radionuclides in particulate form with half-lives greater than 8 days in gaseous effluents shall be determined to be within the above limits in accordance with the methodology and parameters in the ODCM by obtaining representative samples and performing analyses in accordance with the sampling and analysis program specified in Table 4.11-2.

TABLE 4.11-2

RADIOACTIVE GASEOUS WASTE SAMPLING AND ANALYSIS PROGRAM

GASEOUS RELEASE TYPE	SAMPLING FREQUENCY	MINIMUM ANALYSIS FREQUENCY	TYPE OF ACTIVITY ANALYSIS	LOWER LIMIT OF DETECTION (LLD) <sup>a</sup> ( $\mu\text{Ci/mL}$ )
A. Primary Containment PURGE and VENT	P Each PURGE <sup>b</sup> and VENT Grab Sample	P Each PURGE <sup>b</sup> and VENT	Principal Gamma Emitters <sup>f</sup>	$1 \times 10^{-4}$
		H	H-3	$1 \times 10^{-6}$
B. Main Plant Vent	H <sup>b,d</sup> Grab Sample	H <sup>b</sup>	Principal Gamma Emitters <sup>f</sup>	$1 \times 10^{-4}$
			H-3	$1 \times 10^{-6}$
C. Turbine Building Vents and Radwaste Building Vents	H Grab Sample	H	Principal Gamma Emitters <sup>f</sup>	$1 \times 10^{-4}$
			H-3	$1 \times 10^{-6}$
D. All Release Types as listed in A, B, and C above	Continuous <sup>e</sup>	W <sup>c</sup> Charcoal Sample	I-131 I-133	$1 \times 10^{-12}$ $1 \times 10^{-10}$
		W <sup>c</sup> Particulate Sample	Principal Gamma Emitters <sup>f</sup>	$1 \times 10^{-11}$
	Continuous <sup>e</sup>	H Composite Particulate Sample	Gross Alpha	$1 \times 10^{-11}$
	Continuous <sup>e</sup>	Q Composite Particulate Sample	Sr-90, Sr-90	$1 \times 10^{-11}$
	Continuous <sup>e</sup>	H Hoble Gas Monitor	Hoble Gases	$1 \times 10^{-6}$
			Gross Beta or Gamma	(Xe-133 equivalent)

TABLE 4.11-2 (Continued)

TABLE NOTATIONS

The LLD is defined, for purposes of these specifications, as the smallest concentration of radioactive material in a sample that will yield a net count, above system background, that will be detected with 95% probability with only 5% probability of falsely concluding that a blank observation represents a "real" signal.

For a particular measurement system, which may include radiochemical separation:

$$LLD = \frac{4.66 s_b}{\bar{E} \cdot V \cdot 2.22 \times 10^6 \cdot Y \cdot \exp(-\lambda \Delta t)}$$

Where:

LLD is the "a priori" lower limit of detection as defined above, as microcuries per unit mass or volume,

$s_b$  is the standard deviation of the background counting rate or of the counting rate of a blank sample as appropriate, as counts per minute,

$\bar{E}$  is the counting efficiency, as counts per disintegration,

$V$  is the sample size in units of mass or volume,

$2.22 \times 10^6$  is the number of disintegrations per minute per microcurie,

$Y$  is the fractional radiochemical yield, when applicable,

$\lambda$  is the radioactive decay constant for the particular radionuclide, and

$\Delta t$  for plant effluents is the elapsed time between the midpoint of sample collection and time of counting.

Typical values of  $\bar{E}$ ,  $V$ ,  $Y$ , and  $\Delta t$  should be used in the calculation.

It should be recognized that the LLD is defined as an a priori (before the fact) limit representing the capability of a measurement system and not as an a posteriori (after the fact) limit for a particular measurement.

[Page Left Blank]

11-2-73

11-2-73

11-2-73

11-2-73

11-2-73

11-2-73

TABLE 4.11-2 (Continued)

TABLE NOTATIONS

<sup>b</sup> Sampling and analysis shall also be performed following shutdown, startup, or a THERMAL POWER change exceeding 15% of RATED THERMAL POWER within a 1-hour period.

<sup>c</sup> Samples shall be changed at least once per 7 days and analyses shall be completed within 48 hours after changing, or after removal from sampler. Sampling shall also be performed at least once per 24 hours for at least 7 days following each shutdown, startup, or THERMAL POWER change exceeding 15% of RATED THERMAL POWER in 1 hour and analyses shall be completed within 48 hours of changing. When samples collected for 24 hours are analyzed, the corresponding LLDs may be increased by a factor of 10. This requirement does not apply if (1) analysis shows that the DOSE EQUIVALENT I-131 concentration in the primary coolant has not increased more than a factor of 3; and (2) the noble gas monitor shows that effluent activity has not increased more than a factor of 3.

<sup>d</sup> Tritium grab samples shall be taken at least once per 7 days from the main plant vent stack to determine tritium releases in the ventilation exhaust from the spent fuel pool area whenever spent fuel is in the spent fuel pool.

<sup>e</sup> The ratio of the sample flow rate to the sampled stream flow rate shall be known for the time period covered by each dose or dose rate calculation made in accordance with Specifications 3.11.2.1, 3.11.2.2, and 3.11.2.3.

<sup>f</sup> The principal gamma emitters for which the LLD specification applies include the following radionuclides: Sr-87, Kr-88, Xe-133, Xe-133m, Xe-135, and Xe-138 in noble gas releases; and Mn-54, Fe-59, Co-58, Co-60, Zn-65, Mo-99, I-131, Cs-134, Cs-137, Ce-141 and Ce-144 in iodine and particulate releases. This list does not mean that only these nuclides are to be considered. Other gamma peaks that are identifiable, together with those of the above nuclides, shall also be analyzed and reported in the Semiannual Radioactive Effluent Release Report pursuant to Specification 6.9.1.11.

[Page Left Blank]



## RADIOACTIVE EFFLUENTS

### ~~DOSE - NOBLE GASES~~

3/4 11.2.2 [NOT USED]

### ~~LIMITING CONDITION FOR OPERATION~~

3.11.2.2 The air dose due to noble gases released in gaseous effluents, from each reactor unit, to areas at and beyond the SITE BOUNDARY (see Figure 5.1-3) shall be limited to the following:

- a. During any calendar quarter: Less than or equal to 3 mrad for gamma radiation and less than or equal to 10 mrad for beta radiation and,
- b. During any calendar year: Less than or equal to 10 mrad for gamma radiation and less than or equal to 20 mrad for beta radiation.

APPLICABILITY: At all times.

### ACTION

- a. With the calculated air dose from radioactive noble gases in gaseous effluents exceeding any of the above limits, in lieu of a Licensee Event Report, prepare and submit to the Commission within 30 days, pursuant to Specification 5.2.2, a Special Report that identifies the cause(s) for exceeding the limit(s) and defines the corrective actions that have been taken to reduce the releases and the proposed corrective actions to be taken to assure that subsequent releases will be in compliance with the above limits.
- b. The provisions of Specifications 3.0.3 and 3.0.4 are not applicable.

### SURVEILLANCE REQUIREMENTS

4.11.2.2 Cumulative dose contributions for the current calendar quarter and current calendar year for noble gases shall be determined in accordance with the methodology and parameters in the ODCM at least once per 31 days.

25

RADIOACTIVE EFFLUENTS

3/4 11.2.3 [NOT USED]

~~DOSE - IODINE-131, IODINE-133, TRITIUM, AND RADIONUCLIDES IN PARTICULATE FORM~~

~~LIMITING CONDITION FOR OPERATION~~

3.11.2.3 The dose to a MEMBER OF THE PUBLIC from iodine-131, iodine-133, tritium, and all radionuclides in particulate form with half-lives greater than 8 days in gaseous effluents released, from each reactor unit, to areas at and beyond the SITE BOUNDARY (see Figure 5.1-3) shall be limited to the following:

- a. During any calendar quarter: Less than or equal to 7.5 mrem to any organ and,
- b. During any calendar year: Less than or equal to 15 mrem to any organ.

APPLICABILITY: At all times.

ACTION:

- a. With the calculated dose from the release of iodine-131, iodine-133, tritium, and radionuclides in particulate form with half-lives greater than 8 days, in gaseous effluents exceeding any of the above limits, in lieu of a Licensee Event Report, prepare and submit to the Commission within 30 days, pursuant to Specification 6.9.2, a Special Report that identifies the cause(s) for exceeding the limit and defines the corrective actions that have been taken to reduce the releases and the proposed corrective actions to be taken to assure that subsequent releases will be in compliance with the above limits.
- b. The provisions of Specifications 3.0.3 and 3.0.4 are not applicable.

SURVEILLANCE REQUIREMENTS

4.11.2.3 Cumulative dose contributions for the current calendar quarter and current calendar year for iodine-131, iodine-133, tritium, and radionuclides in particulate form with half-lives greater than 8 days shall be determined in accordance with the methodology and parameters in the ODCM at least once per 31 days.



RADIOACTIVE EFFLUENTS

3/4 11.2.4 [NOT USED]

~~GASEOUS RADWASTE TREATMENT SYSTEM~~

~~LIMITING CONDITION FOR OPERATION~~

3.11.2.4 The GASEOUS RADWASTE TREATMENT SYSTEM shall be in operation in either the normal or charcoal bypass mode. The charcoal bypass mode shall not be used unless the offgas post-treatment radiation monitor is OPERABLE as specified in Table 3.3.7.12-1.

APPLICABILITY: Whenever the main condenser steam jet air ejector (evacuation) system is in operation.

ACTION:

- a. With the GASEOUS RADWASTE TREATMENT SYSTEM not used in the normal mode for more than 7 days, in lieu of a Licensee Event Report, prepare and submit to the Commission within 30 days, pursuant to Specification 6.9.2, a Special Report which includes the following information:
  1. Identification of the inoperable equipment or subsystems and the reason for inoperability,
  2. Action(s) taken to restore the inoperable equipment to OPERABLE status, and
  3. Summary description of action(s) taken to prevent a recurrence.
- b. The provisions of Specifications 3.0.3 and 3.0.4 are not applicable.

SURVEILLANCE REQUIREMENTS

4.11.2.4 The GASEOUS RADWASTE TREATMENT SYSTEM shall be verified to be in operation in either the normal or charcoal bypass mode at least once per 7 days whenever the main condenser steam jet air ejector (evacuation) system is in operation.



## RADIOACTIVE EFFLUENTS

### VENTILATION EXHAUST TREATMENT SYSTEM

3/4 11.2.5 [NOT USED]

### LIMITING CONDITION FOR OPERATION

3.11.2.5 The appropriate portions of the VENTILATION EXHAUST TREATMENT SYSTEM shall be OPERABLE and shall be used to reduce radioactive materials in gaseous waste prior to their discharge when the projected doses due to gaseous effluent releases from each reactor unit to areas at and beyond the SITE BOUNDARY (see Figure 5-1-3) when averaged over 31 days would exceed 0.3 mrem to any organ in a 31-day period.

APPLICABILITY: At all times.

#### ACTION:

- a. With the VENTILATION EXHAUST TREATMENT SYSTEM inoperable for more than 31 days, and with gaseous waste being discharged without treatment and in excess of the above limits, in lieu of a Licensee Event Report, prepare and submit to the Commission within 30 days, pursuant to Specification 3.0.2, a Special Report which includes the following information:
  1. Identification of the inoperable equipment or subsystems, and the reason for the inoperability,
  2. Action(s) taken to restore the inoperable equipment to OPERABLE status, and
  3. Summary description of action(s) taken to prevent a recurrence.
- b. The provisions of Specifications 3.0.3 and 3.0.4 are not applicable.

### SURVEILLANCE REQUIREMENTS

4.11.2.5.1 Doses due to gaseous release from each reactor unit to areas at and beyond the SITE BOUNDARY shall be projected at least once per 31 days in accordance with the methodology and parameters in the ODCM.

4.11.2.5.2 The VENTILATION EXHAUST TREATMENT SYSTEM shall be demonstrated OPERABLE by operating the VENTILATION EXHAUST TREATMENT SYSTEM equipment for at least 10 minutes, at least once per 92 days unless the appropriate system has been utilized to process radioactive gaseous effluents during the previous 92 days.





# CONTROLLED COPY

## RADIOACTIVE EFFLUENTS

### ~~VENTING OR PURGING~~

3/4 11.2.8 [NOT USED]

### LIMITING CONDITION FOR OPERATION

3.11.2.8 VENTING or PURGING of the Mark II containment drywell shall be through the standby gas treatment system or the primary containment vent and purge system. The first 24 hours of any vent or purge operation shall be through one standby gas treatment system.

APPLICABILITY: Whenever the drywell is vented or purged.

### ACTION:

- a. With the requirements of the above specification not satisfied, suspend all VENTING and PURGING of the drywell.
- b. The provisions of Specifications 3.0.3 and 3.0.4 are not applicable.

### SURVEILLANCE REQUIREMENTS

4.11.2.8.1 The containment drywell shall be determined to be aligned for VENTING or PURGING through the standby gas treatment system or the primary containment vent and purge system within 4 hours prior to start of and at least once per 12 hours during VENTING or PURGING of the drywell.

4.11.2.8.2 Prior to use of the purge system through the standby gas treatment system assure that:

- a. Both standby gas treatment system trains are OPERABLE whenever the purge system is in use, and
- b. Whenever the purge system is in use during OPERATIONAL CONDITION 1 or 2 or 3, only one of the standby gas treatment system trains may be used.

4.11.2.8.3 The containment drywell shall be sampled and analyzed per Table 4.11-2 of Specification 3.11.2.1 within 8 hours prior to the start of and at least once per 12 hours during VENTING and PURGING of the drywell through other than the standby gas treatment system.

11-11-61

11-11-61

11-11-61

11-11-61

11-11-61

11-11-61

11-11-61

11-11-61

11-11-61

11-11-61

11-11-61

11-11-61

RADIOACTIVE EFFLUENTS

3/4 11.3 SOLID RADIOACTIVE WASTE

LIMITING CONDITION FOR OPERATION

3.11.3 Radioactive wastes shall be SOLIDIFIED or dewatered in accordance with the PROCESS CONTROL PROGRAM to meet shipping and transportation requirements during transit, and disposal site requirements when received at the disposal site.

APPLICABILITY: At all times.

ACTION:

- a. With SOLIDIFICATION or dewatering not meeting disposal site and shipping and transportation requirements, suspend shipment of the inadequately processed wastes and correct the PROCESS CONTROL PROGRAM, the procedures and/or the solid waste system as necessary to prevent recurrence.
- b. With SOLIDIFICATION or dewatering not performed in accordance with the PROCESS CONTROL PROGRAM, (1) test the improperly processed waste in each container to ensure that it meets burial ground and shipping requirements and (2) take appropriate administrative action to prevent recurrence.
- c. The provisions of Specifications 3.0.3 and 3.0.4 are not applicable.

SURVEILLANCE REQUIREMENTS

4.11.3 SOLIDIFICATION of at least one representative test specimen from at least every tenth batch of each type of wet radioactive wastes (e.g., filter sludges, spent resins, evaporator bottoms, boric acid solutions, and sodium sulfate solutions) shall be verified in accordance with the PROCESS CONTROL PROGRAM.

- a. If any test specimen fails to verify SOLIDIFICATION, the SOLIDIFICATION of the batch under test shall be suspended until such time as additional test specimens can be obtained, alternative SOLIDIFICATION parameters can be determined in accordance with the PROCESS CONTROL PROGRAM, and a subsequent test verifies SOLIDIFICATION. SOLIDIFICATION of the batch may then be resumed using the alternative SOLIDIFICATION parameters determined by the PROCESS CONTROL PROGRAM.
- b. If the initial test specimen from a batch of waste fails to verify SOLIDIFICATION, the PROCESS CONTROL PROGRAM shall provide for the collection and testing of representative test specimens from each consecutive batch of the same type of wet waste until at least three consecutive initial test specimens demonstrate SOLIDIFICATION. The PROCESS CONTROL PROGRAM shall be modified as required, as provided in Specification 6.13, to assure SOLIDIFICATION of subsequent batches of waste.
- c. With the installed equipment incapable of meeting Specification 3.11.3 or declared inoperable, restore the equipment to OPERABLE status or provide for contract capability to process wastes as necessary to satisfy all applicable transportation and disposal requirements.



~~RADIOACTIVE EFFLUENTS~~

~~3.11.4 TOTAL DOSE~~

~~LIMITING CONDITION FOR OPERATION~~

~~3.11.4 The annual (calendar year) dose or dose commitment to any MEMBER OF THE PUBLIC, due to releases of radioactivity and radiation, from uranium fuel cycle sources shall be limited to less than or equal to 25 mrems to the total body or any organ, except the thyroid, which shall be limited to less than or equal to 75 mrems.~~

APPLICABILITY: At all times.

ACTION:

- a. With the calculated doses from the release of radioactive materials in liquid or gaseous effluents exceeding twice the limits of Specification 3.11.1.2.a, 3.11.1.2.b, 3.11.2.2.a, 3.11.2.2.b, 3.11.2.3.a, or 3.11.2.3.b, calculations shall be made including direct radiation contributions from the reactor unit and from outside storage tanks to determine whether the above limits of Specification 3.11.4 have been exceeded. If such is the case, in lieu of a Licensee Event Report, prepare and submit to the Commission within 30 days, pursuant to Specification 6.9.2, a Special Report that defines the corrective action to be taken to reduce subsequent releases to prevent recurrence of exceeding the above limits and includes the schedule for achieving conformance with the above limits. This Special Report, as defined in 10 CFR 20.405c, shall include an analysis that estimates the radiation exposure (dose) to a MEMBER OF THE PUBLIC from uranium fuel cycle sources including all effluent pathways and direct radiation, for the calendar year that includes the release(s) covered by this report. It shall also describe levels of radiation and concentrations of radioactive material involved, and the cause of the exposure levels or concentrations. If the estimated dose(s) exceeds the above limits, and if the release condition resulting in violation of 40 CFR Part 190 has not already been corrected, the Special Report shall include a request for a variance in accordance with the provisions of 40 CFR Part 190. Submittal of the report is considered a timely request, and a variance is granted until staff action on the request is complete.
- b. The provisions of Specifications 3.0.3 and 3.0.4 are not applicable.

SURVEILLANCE REQUIREMENTS

- 4.11.4.1 Cumulative dose contributions from liquid and gaseous effluents shall be determined in accordance with Specifications 4.11.1.2, 4.11.2.2, and 4.11.2.3, and in accordance with the methodology and parameters in the QDCM.
- 4.11.4.2 Cumulative dose contributions from direct radiation from unit operation shall be determined in accordance with the methodology and parameters in the QDCM.

100

101

102

103

104

105

106

107

108

109

110

111

112

3.12.12 RADIOLOGICAL ENVIRONMENTAL MONITORING

3.12.12.1 MONITORING PROGRAM

LIMITING CONDITION FOR OPERATION

3.12.1 The radiological environmental monitoring program shall be conducted as specified in Table 3.12-1.

APPLICABILITY: At all times.

ACTION:

- a. With the radiological environmental monitoring program not being conducted as specified in Table 3.12-1, in lieu of a Licensee Event Report, prepare and submit to the Commission, in the Annual Radiological Environmental Operating Report required by Specification 6.9.1.10, a description of the reasons for not conducting the program as required and the plans for preventing a recurrence.
- b. With the level of radioactivity as the result of plant effluents in an environmental sampling medium at a specified location exceeding the reporting levels of Table 3.12-2 when averaged over any calendar quarter, in lieu of a Licensee Event Report, prepare and submit to the Commission within 30 days, pursuant to Specification 6.9.2, a Special Report that identifies the cause(s) for exceeding the limit(s) and defines the corrective actions to be taken to reduce radioactive effluents so that the potential annual dose\* to A MEMBER OF THE PUBLIC is less than the calendar year limits of Specifications 3.11.1.2, 3.11.2.2, and 3.11.2.3. When more than one of the radionuclides in Table 3.12-2 are detected in the sampling medium, this report shall be submitted if:

$$\frac{\text{concentration (1)}}{\text{reporting level (1)}} + \frac{\text{concentration (2)}}{\text{reporting level (2)}} + \dots \geq 1.0$$

When radionuclides other than those in Table 3.12-2 are detected and are the result of plant effluents, this report shall be submitted if the potential annual dose\* to A MEMBER OF THE PUBLIC is equal to or greater than the calendar year limits of Specifications 3.11.1.2, 3.11.2.2 and 3.11.2.3. This report is not required if the measured level of radioactivity was not the result of plant effluents; however, in such an event, the condition shall be reported and described in the Annual Radiological Environmental Operating Report.

- c. With milk or fresh leafy vegetable samples unavailable from one or more of the sample locations required by Table 3.12-1, identify locations for obtaining replacement samples and add them to the radiological environmental monitoring program within 30 days. The specific

\*The methodology and parameters used to estimate the potential annual dose to A MEMBER OF THE PUBLIC shall be indicated in this report.

12-10-68

12-10-68

12





RADIOLOGICAL ENVIRONMENTAL MONITORING

LIMITING CONDITION FOR OPERATION (Continued)

ACTION: (Continued)

locations from which samples were unavailable may then be deleted from the monitoring program. In lieu of a Licensee Event Report and pursuant to Specification 6.9.1.11, identify the cause of the unavailability of samples and identify the new location(s) for obtaining replacement samples in the next Semiannual Radioactive Effluent Release Report and also include in the report a revised figure(s) and table for the ODCM reflecting the new location(s).

- d. The provisions of Specifications 3.0.3 and 3.0.4 are not applicable.

SURVEILLANCE REQUIREMENTS

4.12.1 The radiological environmental monitoring samples shall be collected pursuant to Table 3.12-1 from the specific locations given in the table and figure(s) in the ODCM, and shall be analyzed pursuant to the requirements of Table 3.12-1 and the detection capabilities required by Table 4.12-1.

CONTROLLED COPY

TABLE 3-12-1

RADIOLOGICAL-ENVIRONMENTAL-MONITORING-PROGRAM<sup>a</sup>

<u>EXPOSURE PATHWAY AND/OR SAMPLE</u>	<u>NUMBER OF REPRESENTATIVE SAMPLES AND SAMPLE LOCATIONS<sup>a</sup></u>	<u>SAMPLING AND COLLECTION FREQUENCY</u>	<u>TYPE AND FREQUENCY OF ANALYSIS</u>
1. DIRECT RADIATION	<p>34 routine monitoring stations either with two or more dosimeters or with one instrument for measuring and recording dose rate continuously, placed as follows:</p> <p>An inner ring of stations, one in each meteorological sector in the general area of the SITE BOUNDARY:</p> <p>An outer ring of stations, one in each of the meteorological sectors of NE, ENE, E, ESE, SE in the 6- to 9-km range from the site, and one in each of the meteorological sectors of N, NNE, SSE, S, SSW in the 9-to 12-km range from the site.</p> <p>The balance of the stations to be placed in special interest areas such as population centers, nearby residences, schools, and in 1 or 2 areas to serve as control stations.</p>	Quarterly.	Gamma dose quarterly.

<sup>a</sup>The number, media, frequency, and location of samples may vary from site to site. This table presents an acceptable minimum program for a site at which each entry is applicable. Local site characteristics must be examined to determine if pathways not covered by this table may significantly contribute to an individual's dose and should be included in the sampling program.

TABLE-3-12-1-(Continued)

## RADIOLOGICAL-ENVIRONMENTAL-MONITORING-PROGRAM

EXPOSURE PATHWAY AND/OR SAMPLE	NUMBER-OF- REPRESENTATIVE- SAMPLES-AND SAMPLE LOCATIONS <sup>a</sup>	SAMPLING-AND COLLECTION FREQUENCY	TYPE-AND-FREQUENCY OF ANALYSIS
2. AIRBORNE Radiiodine and Particulates	<p>Samples from 5 locations:</p> <p>1 sample from close to the 1 SITE BOUNDARY location, having a high calculated annual average ground-level D/Q.</p> <p>3 samples from close to the 3 Columbia River location, having the highest calculated D/Q.</p> <p>1 sample from the vicinity of a community having the highest calculated annual average ground- level D/Q.</p> <p>1 sample from a control location, as for example 30-50 km distant and in the least prevalent wind direction.</p>	Continuous sampler operation with sample collection weekly, or more frequently if required by dust loading.	<p>Radiiodine Cannister: I-131 analysis weekly.</p> <p>Particulate Sampler: Gross beta radioactivity analysis following filter change;</p> <p>Gamma isotopic analysis<sup>d</sup> of composite (by location) quarterly.</p>
3. WATERBORNE			
a. Surface <sup>e</sup>	<p>1 sample upstream</p> <p>1 sample downstream</p>	Composite sample over 1-month period.	Gamma isotopic analysis <sup>d</sup> monthly. Composite for tritium analysis quarterly.
b. Ground	Samples from 1 or 2 sources only if likely to be affected. <sup>g</sup>	Quarterly.	Gamma isotopic <sup>d</sup> and tritium analysis quarterly.
c. Drinking	1 sample of each of 1 to 3 of the nearest water supplies that could be affected by its discharge.	Composite sample over 2-week period <sup>f</sup> when I-131 analysis is performed, monthly composite otherwise.	I-131 analysis on each composite when the dose calculated for the consump- tion of the water is greater than 1 mrem-per-year. <sup>h</sup>

CONTROLLED COPY



TABLE 3-12-1 (Continued)

## RADIOLOGICAL-ENVIRONMENTAL-MONITORING-PROGRAM

EXPOSURE PATHWAY- AND/OR SAMPLE	NUMBER OF REPRESENTATIVE SAMPLES AND SAMPLE LOCATIONS <sup>a</sup>	SAMPLING AND COLLECTION FREQUENCY	TYPE AND FREQUENCY OF ANALYSIS
3. WATERBORNE (Continued)			
	1 sample from a control location		Composite for gross beta and gamma isotopic analysis <sup>d</sup> monthly. Composite for tritium analysis quarterly.
d. Sediment from shoreline	1 sample from downstream area with existing or potential recreational value.	Semiannually.	Gamma isotopic analysis <sup>d</sup> semiannually.
4. INGESTION			
a. Milk	Samples from milking animals in 3 locations within 5 km distance having the highest dose potential. If there are none, then, 1 sample from milking animals in each of 3 areas between 5-16 km distant where doses are calculated to be greater than 1 mrem per yr. <sup>h</sup> 1 sample from milking animals at a control location, 30-50 km distant and in the least prevalent wind direction.	Semi-monthly when animals are on pasture, monthly at other times.	Gamma isotopic <sup>d</sup> and I-131 analysis semi-monthly when animals are on pasture; monthly at other times.
b. Fish and Invertebrates	1 sample of each recreationally important species in vicinity of plant discharge area. 1 sample of same species in areas not influenced by plant discharge.	Sample in season, or semiannually if they are not seasonal.	Gamma isotopic analysis <sup>d</sup> on edible portions.

CONTROLLED

~~TABLE 3.12-1 (Continued)~~~~RADIOLOGICAL-ENVIRONMENTAL-MONITORING-PROGRAM~~

<del>EXPOSURE-PATHWAY AND/OR SAMPLE</del>	<del>NUMBER-OF REPRESENTATIVE SAMPLES-AND SAMPLE-LOCATIONS<sup>a</sup></del>	<del>SAMPLING-AND COLLECTION-FREQUENCY</del>	<del>TYPE-AND-FREQUENCY OF-ANALYSIS</del>
4. INGESTION (Continued)			
c. Food Products	1 sample of each principal class of food products from any area that is irrigated by water in which liquid plant wastes have been discharged.	At time of harvest. <sup>1</sup>	Gamma isotopic analyses <sup>d</sup> on edible portion.
	Samples of 3 different kinds of broad leaf vegetation grown nearest each of two different offsite locations of highest predicted annual average ground-level D/Q if milk sampling is not performed.	Monthly during growing season.	Gamma isotopic <sup>d</sup> and I-131 analysis.
	1 sample of each of the similar broad leaf vegetation grown 30-50 km distant in the least prevalent wind direction if milk sampling is not performed.	Monthly during growing season.	Gamma isotopic <sup>d</sup> and I-131 analysis.

CONTROLLED COPY



~~TABLE 3.12-1 (Continued)~~

~~TABLE NOTATIONS~~

<sup>a</sup> Specific parameters of distance and direction sector from the centerline of one reactor, and additional description where pertinent, shall be provided for each and every sample location in Table 3.12-1 in a table and figure(s) in the ODCM. Refer to NUREG-0133, "Preparation of Radiological Effluent Technical Specifications for Nuclear Power Plants," October 1978, and to Radiological Assessment Branch Technical Position, Revision 1, November 1979. Deviations are permitted from the required sampling schedule if specimens are unobtainable due to circumstances such as hazardous conditions, seasonal unavailability, and malfunction of automatic sampling equipment. If specimens are unobtainable due to sampling equipment malfunction, effort shall be made to complete corrective action prior to the end of the next sampling period. All deviations from the sampling schedule shall be documented in the Annual Radiological Environmental Operating Report pursuant to Specification 6.9.1.10. It is recognized that, at times, it may not be possible or practicable to continue to obtain samples of the media of choice at the most desired location or time. In these instances suitable alternative media and locations may be chosen for the particular pathway in question and appropriate substitutions made within 30 days in the radiological environmental monitoring program. In lieu of a Licensee Event Report and pursuant to Specification 6.9.1.11, identify the cause of the unavailability of samples for that pathway and identify the new location(s) for obtaining replacement samples in the next Semiannual Radioactive Effluent Release Report and also include in the report a revised figure(s) and table for the ODCM reflecting the new location(s).

<sup>b</sup> One or more instruments, such as a pressurized ion chamber, for measuring and recording dose rate continuously may be used in place of, or in addition to, integrating dosimeters. For the purposes of this table, a thermoluminescent dosimeter (TLD) is considered to be one phosphor card with multiple readout areas; a phosphor card in a packet is considered to be equivalent to two or more dosimeters. Film badges shall not be used as dosimeters for measuring direct radiation. (The number of direct radiation monitoring stations may be reduced according to geographical limitations. The frequency of analysis or readout for TLD systems will depend upon the characteristics of the specific system used and should be selected to obtain optimum dose information with minimal fading.)

<sup>c</sup> Airborne particulate sample filters shall be analyzed for gross beta radioactivity 24 hours or more after sampling to allow for radon and thoron daughter decay. If gross beta activity in air particulate samples is greater than 10 times the yearly mean of control samples, gamma isotopic analysis shall be performed on the individual samples.

<sup>d</sup> Gamma isotopic analysis means the identification and quantification of gamma-emitting radionuclides that may be attributable to the effluents from the facility.

<sup>e</sup> The "upstream sample" shall be taken at a distance beyond significant influence of the discharge. The "downstream" sample shall be taken in an area beyond but near the mixing zone.



~~TABLE 3.12-1 (Continued)~~

~~TABLE NOTATIONS~~

~~<sup>f</sup> A composite sample is one in which the quantity (aliquot) of liquid sampled is proportional to the quantity of flowing liquid and in which the method of sampling employed results in a specimen that is representative of the liquid flow. In this program composite sample aliquots shall be collected at time intervals that are very short (e.g., hourly) relative to the compositing period (e.g., monthly) in order to assure obtaining a representative sample.~~

~~<sup>g</sup> Groundwater samples shall be taken when this source is tapped for drinking or irrigation purposes in areas where the hydraulic gradient or recharge properties are suitable for contamination.~~

~~<sup>h</sup> The dose shall be calculated for the maximum organ and age group, using the methodology and parameters in the ODCM.~~

~~<sup>i</sup> If harvest occurs more than once a year, sampling shall be performed during each discrete harvest. If harvest occurs continuously, sampling shall be monthly. Attention shall be paid to including samples of tuberos and root food products.~~

CONTROLLED COPY

~~TABLE 3-12-2~~

~~REPORTING LEVELS FOR RADIOACTIVITY CONCENTRATIONS IN ENVIRONMENTAL SAMPLES~~

ANALYSIS	WATER (pCi/L)	AIRBORNE PARTICULATE OR GASES (pCi/m <sup>3</sup> )	FISH (pCi/kg, wet)	MILK (pCi/L)	FOOD PRODUCTS (pCi/kg, wet)
H-3 <sup>(1)</sup>	$2 \times 10^4$				
Hn-54	$1 \times 10^3$		$3 \times 10^4$		
Fe-59	$4 \times 10^2$		$1 \times 10^4$		
Co-58	$1 \times 10^3$		$3 \times 10^4$		
Co-60	$3 \times 10^2$		$10^4$		
Zn-65	$3 \times 10^2$		$2 \times 10^4$		
Zr-Nb-95	$4 \times 10^2$				
I-131	2	0.9		3	$1 \times 10^2$
Cs-134	30	10	$1 \times 10^3$	60	$1 \times 10^3$
Cs-137	50	20	$2 \times 10^3$	70	$2 \times 10^3$
Ba-La-140	$2 \times 10^2$			$3 \times 10^2$	

~~(1) For drinking-water samples.—The value given is the 40 CFR Part 141 value.—If no drinking-water pathway exists, a value of 30,000 pCi/L may be used.~~

WASHINGTON NUCLEAR - UNIT 2

3/4 12-9

101

-TABLE-4-12-1-

--DETECTION-CAPABILITIES-FOR-ENVIRONMENTAL-SAMPLE-ANALYSIS<sup>a</sup>--LOWER-LIMIT-OF-DETECTION-(LLD)<sup>b</sup>

ANALYSIS	WATER (pCi/L)	AIRBORNE PARTICULATE OR GASES (pCi/m <sup>3</sup> )	FISH (pCi/kg, wet)	MILK (pCi/L)	FOOD PRODUCTS (pCi/kg, wet)	SEDIMENT (pCi/kg, dry)
Gross beta	4	$1 \times 10^{-2}$				
H-3	2000 <sup>A</sup>					
Hn-54	15		130			
Fe-59	30		260			
Co-50,60	15		130			
Zn-65	30		260			
Zr-95	30					
Hb-95	15					
I-131		$7 \times 10^{-2}$		1	60	
Cs-134	15	$5 \times 10^{-2}$	130	15	60	150
Cs-137	10	$6 \times 10^{-2}$	150	10	80	100
Ba-140	60			60		
La-140	15			15		

~~<sup>A</sup>-If no drinking water pathway exists, a valve of 3,000-pCi/L may be used.~~

CONTROLLED COPY



TABLE 4.12-1 (Continued)

TABLE NOTATIONS

~~This list does not mean that only these nuclides are to be considered. Other peaks that are identifiable, together with those of the above nuclides, shall also be analyzed and reported in the Annual Radiological Environmental Operating Report pursuant to Specification 6.9.1.10.~~

~~b Required detection capabilities for thermoluminescent dosimeters used for environmental measurements shall be in accordance with the recommendations of Regulatory Guide 4.13, except for specification regarding energy dependence. Correction factors shall be provided for energy ranges not meeting the energy dependence specification.~~

~~c The LLD is defined, for purposes of these specifications, as the smallest concentration of radioactive material in a sample that will yield a net count, above system background, that will be detected with 95% probability with only 5% probability of falsely concluding that a blank observation represents a "real" signal.~~

~~For a particular measurement system, which may include radiochemical separation:~~

$$LLD = \frac{4.66 s_b}{E \cdot V \cdot 2.22 \cdot Y \cdot \exp(-\lambda \Delta t)}$$

~~Where:~~

~~LLD is the "a priori" lower limit of detection as defined above, as picocuries per unit mass or volume,~~

~~$s_b$  is the standard deviation of the background counting rate or of the counting rate of a blank sample as appropriate, as counts per minute,~~

~~E is the counting efficiency, as counts per disintegration,~~

~~V is the sample size in units of mass or volume,~~

~~2.22 is the number of disintegrations per minute per picocurie,~~

~~Y is the fractional radiochemical yield, when applicable.~~

~~$\lambda$  is the radioactive decay constant for the particular radionuclide, and~~

~~$\Delta t$  for environmental samples is the elapsed time between sample collection, or end of the sample collection period, and time of counting~~

~~Typical values of E, V, Y, and  $\Delta t$  should be used in the calculation.~~

100

TABLE 4.12-1 (Continued)

TABLE NOTATIONS

~~It should be recognized that the LLD is defined as an a priori (before the fact) limit representing the capability of a measurement system and not as an a posteriori (after the fact) limit for a particular measurement. Analyses shall be performed in such a manner that the stated LLDs will be achieved under routine conditions. Occasionally background fluctuations, unavoidable small sample sizes, the presence of interfering nuclides, or other uncontrollable circumstances may render these LLDs unachievable. In such cases, the contributing factors shall be identified and described in the Annual Radiological Environmental Operating Report pursuant to Specification 6.9.1.10.~~

~~<sup>d</sup> LLD for drinking water samples. If no drinking water pathway exists, the LLD of gamma isotopic analysis may be used.~~

CONTROLLED COPY

47  
 48  
 49  
 50  
 51  
 52  
 53  
 54

10



~~RADIOLOGICAL ENVIRONMENTAL MONITORING~~

~~3/4.12.2 LAND USE CENSUS~~

~~LIMITING CONDITION FOR OPERATION~~

~~3.12.2 A land use census shall be conducted and shall identify within a distance of 8 km (5 miles) the location in each of the 16 meteorological sectors of the nearest milk animal, the nearest residence and the nearest garden\* of greater than 50 m<sup>2</sup> (500 ft<sup>2</sup>) producing broad leaf vegetation.~~

~~APPLICABILITY: At all times.~~

~~ACTION:~~

- ~~a. With a land use census identifying a location(s) that yields a calculated dose or dose commitment greater than the values currently being calculated in Specification 4.11.2.3, in lieu of a Licensee Event Report, identify the new location(s) in the next Semiannual Radioactive Effluent Release Report, pursuant to Specification 6.9.1.11.~~
- ~~b. With a land use census identifying a location(s) that yields a calculated dose or dose commitment (via the same exposure pathway) 20% greater than at a location from which samples are currently being obtained in accordance with Specification 3.12.1, add the new location(s) to the radiological environmental monitoring program within 30 days. The sampling location(s), excluding the control station location, having the lowest calculated dose or dose commitment(s), via the same exposure pathway, may be deleted from this monitoring program after October 31 of the year in which this land use census was conducted. In lieu of a Licensee Event Report and pursuant to Specification 6.9.1.11, identify the new location(s) in the next Semiannual Radioactive Effluent Release Report and also include in the report a revised figure(s) and table for the CDCM reflecting the new location(s).~~
- ~~c. The provisions of Specifications 3.0.3 and 3.0.4 are not applicable.~~

~~SURVEILLANCE REQUIREMENTS~~

~~4.12.2 The land use census shall be conducted during the growing season at least once per calendar year using that information that will provide the best results, such as by a door-to-door survey, aerial survey, or by consulting local agriculture authorities. The results of the land use census shall be included in the Annual Radiological Environmental Operating Report pursuant to Specification 6.9.1.10.~~

~~\*Broad leaf vegetation sampling of at least three different kinds of vegetation may be performed at the SITE BOUNDARY in each of two different direction sectors with the highest predicted D/Qs in lieu of the garden census. Specifications for broad leaf vegetation sampling in Table 3.12-1 shall be followed, including analysis of control samples.~~

100

100

100

100

100

100 100 100 100 100 100 100 100 100 100

100

~~RADIOLOGICAL ENVIRONMENTAL MONITORING~~

~~3/4.12.3 INTERLABORATORY COMPARISON PROGRAM~~

~~LIMITING CONDITION FOR OPERATION~~

3.12.3 Analyses shall be performed on all radioactive materials, supplied as part of an Interlaboratory Comparison Program that has been approved by the Commission, that correspond to samples required by Table 3.12-1.

APPLICABILITY: At all times.

ACTION:

- a. With analyses not being performed as required above, report the corrective actions taken to prevent recurrence to the Commission in the Annual Radiological Environmental Operating Report pursuant to Specification 6.9.1.10.
- b. The provisions of Specifications 3.0.3 and 3.0.4 are not applicable.

SURVEILLANCE REQUIREMENTS

4.12.3 The Interlaboratory Comparison Program shall be described in the ODCM. A summary of the results obtained as part of the above required Interlaboratory Comparison Program shall be included in the Annual Radiological Environmental Operating Report pursuant to Specification 6.9.1.10.

2



44  
45

2

5

•

22



**Appendix**

2

20

11

# CONTROLLED COPY

## INSTRUMENTATION

### BASES

#### MONITORING INSTRUMENTATION (Continued)

##### 3/4.3.7(9) LOOSE-PART DETECTION SYSTEM

The OPERABILITY of the loose-part detection system ensures that sufficient capability is available to detect loose metallic parts in the primary system and avoid or mitigate damage to primary system components. The allowable out-of-service times and surveillance requirements are consistent with the recommendations of Regulatory Guide 1.135, "Loose-Part Detection Program for the Primary System of Light-Water-Cooled Reactors," May 1981.

##### 3/4.3.7.10 ~~RADIOACTIVE LIQUID EFFLUENT MONITORING INSTRUMENTATION~~

[NOT USED]

~~The radioactive liquid effluent instrumentation is provided to monitor and control, as applicable, the releases of radioactive materials in liquid effluents during actual or potential releases of liquid effluents. The alarm/trip setpoints for these instruments shall be calculated and adjusted in accordance with the methodology and parameters in the ODCM to ensure that the alarm/trip will occur prior to exceeding the limits of 10 CFR Part 20. The OPERABILITY and use of this instrumentation is consistent with the requirements of General Design Criteria 60, 63, and 64 of Appendix A to 10 CFR Part 50. The purpose of tank level indicating devices is to assure the detection and control of leaks that if not controlled could potentially result in the transport of radioactive materials to UNRESTRICTED AREAS.~~



மேல்  
பக்கம்

52

2000

**ANSWER C**

44

log

0445

14

4

PL

三

5

# CONTROLLED COPY

## INSTRUMENTATION

### BASES

#### MONITORING INSTRUMENTATION (Continued)

##### EXPLOSIVE

#### 3/4.3.7.11 RADIOACTIVE GASEOUS EFFLUENT MONITORING INSTRUMENTATION

provides The radioactive gaseous effluent instrumentation is provided to monitor and control, as applicable, the releases of radioactive materials in gaseous effluents during actual or potential releases of gaseous effluents. The alarm/trip setpoints for these instruments shall be calculated and adjusted in accordance with the methodology and parameters in the ODCM to ensure that the alarm/trip will occur prior to exceeding the limits of 10 CFR Part 20. This instrumentation also includes provisions for monitoring and controlling the concentrations of potentially explosive gas mixtures in the WASTE GAS HOLDUP SYSTEM. The operability and use of this instrumentation is consistent with the requirements of General Design Criteria 60, 63, and 64 of Appendix A to 10 CFR Part 20.

[Insert]

#### 3/4.3.8 TURBINE OVERSPEED PROTECTION SYSTEM

This specification is provided to ensure that the turbine overspeed protection system instrumentation and the turbine speed control valves are OPERABLE and will protect the turbine from excessive overspeed. Protection from turbine excessive overspeed is required since excessive overspeed of the turbine could generate potentially damaging missiles which could impact and damage safety-related components, equipment or structures.

#### 3/4.3.9 FEEDWATER SYSTEM/MAIN TURBINE TRIP SYSTEM ACTUATION INSTRUMENTATION

The feedwater system/main turbine trip system actuation instrumentation is provided to initiate the feedwater system/main turbine trip system in the event of reactor vessel water level equal to or greater than the level 8 setpoint associated with a feedwater controller failure.

2011年12月

2011年12月

2011年12月



Insert to page B 3/4 3-7

to ensure that the concentration of potentially explosive gas mixtures contained in the offgas holdup system is maintained below the flammability limits of hydrogen. Maintaining the concentration of hydrogen below its flammability limit in accordance with Specification 3/4 11.2.6 provides assurance that the releases of radioactive materials will be controlled in conformance with the requirements of General Design Criterion 60 of Appendix A to 10 CFR Part 50.



### 3/4.11 RADIOACTIVE EFFLUENTS

#### BASES

#### 3/4.11.1.1 LIQUID EFFLUENTS [NOT USED]

##### 3/4.1.1.1.1 CONCENTRATION

This specification is provided to ensure that the concentration of radioactive materials released in liquid waste effluents to UNRESTRICTED AREAS will be less than the concentration levels specified in 10 CFR Part 20, Appendix B, Table II, Column 2. This limitation provides additional assurance that the levels of radioactive materials in bodies of water in UNRESTRICTED AREAS will result in exposures within (1) the Section II.A design objectives of Appendix I, 10 CFR Part 50, to a MEMBER OF THE PUBLIC and (2) the limits of 10 CFR 20.106(e) to the population. The concentration limit for dissolved or entrained noble gases is based upon the assumption that Xe-135 is the controlling radioisotope and its MPC in air (submersion) was converted to an equivalent concentration in water using the methods described in International Commission on Radiological Protection (ICRP) Publication 2.

This specification applies to the release of radioactive materials in liquid effluents from all reactor units at the site.

The required detection capabilities for radioactive materials in liquid waste samples are tabulated in terms of the lower limits of detection (LLDs). Detailed discussion of the LLD, and other detection limits can be found in HASL Procedures Manual, HASL-300 (revised annually), Currie, L. A., "Limits for Qualitative Detection and Quantitative Determination - Application to Radiochemistry," Anal. Chem. 40, 586-93 (1968), and Hartwell, J. K., "Detection Limits for Radioanalytical Counting Techniques," Atlantic Richfield Hanford Company Report ARH-SA-225 (June 1975).

#### 3/4.11.1.2 DOSE [NOT USED]

This specification is provided to implement the requirements of Sections II.A, III.A, and IV.A of Appendix I, 10 CFR Part 50. The Limiting Condition for Operation implements the guides set forth in Section II.A of Appendix I. The ACTION statements provide the required operating flexibility and at the same time implement the guides set forth in Section IV.A of Appendix I to assure that the releases of radioactive material in liquid effluents to UNRESTRICTED AREAS will be kept "as low as is reasonably achievable." Also, for fresh water sites with drinking water supplies that can be potentially affected by plant operations, there is reasonable assurance that the operation of the facility will not result in radionuclide concentrations in the finished drinking water that are in excess of the requirements of 40 CFR Part 141. The dose calculation methodology and parameters in the ODCM implement the requirements in Section III.A of Appendix I that conformance with the guides of Appendix I be shown by calculational procedures based on models and data, such that the actual exposure of a MEMBER OF THE PUBLIC through appropriate pathways is unlikely to be substantially underestimated. The equations specified in the ODCM for calculating the doses due to the actual release rates of radioactive materials in liquid effluents are consistent with the methodology provided in

100

100

100

100

100

100

100

100

100

100

100

100

100

100

100

100

100

100

100

100

100

100

100

100

100

100

100

100

100

100

100

100

100

100

100

100

100

100

100

100

100

## RADIOACTIVE EFFLUENTS

### BASES

#### ~~DOSE (Continued)~~

~~Regulatory Guide 1.109, "Calculation of Annual Doses to Man from Routine Releases of Reactor Effluents for the Purpose of Evaluating Compliance with 10 CFR Part 50, Appendix I," Revision 1, October 1977 and Regulatory Guide 1.113, "Estimating Aquatic Dispersion of Effluents from Accidental and Routine Reactor Releases for the Purpose of Implementing Appendix I," April 1977.~~

~~This specification applies to the release of radioactive materials in liquid effluents from each reactor unit at the site.~~

#### 3/4.11.1.3

[NOT USED]

~~The OPERABILITY of the liquid radwaste treatment system ensures that this system will be available for use whenever liquid effluents require treatment prior to release to the environment. The requirement that the appropriate portions of this system be used, when specified, provides assurance that the releases of radioactive materials in liquid effluents will be kept "as low as is reasonably achievable." This specification implements the requirements of 10 CFR 50.36a, General Design Criterion (G) of Appendix A to 10 CFR Part 50 and the design objective given in Section II.D of Appendix I to 10 CFR Part 50. The specified limits governing the use of appropriate portions of the liquid radwaste treatment system were specified as a suitable fraction of the dose design objectives set forth in Section II.A of Appendix I, 10 CFR Part 50, for liquid effluents.~~

~~This specification applies to the release of radioactive materials in liquid effluents from each reactor unit at the site.~~

#### 3/4.11.1.4 LIQUID HOLDUP TANKS

The tanks listed in this specification include all those outdoor radwaste tanks that are not surrounded by liners, dikes, or walls capable of holding the tank contents and that do not have tank overflows and surrounding area drains connected to the liquid radwaste treatment system.

Restricting the quantity of radioactive material contained in the specified tanks provides assurance that in the event of an uncontrolled release of the tanks' contents, the resulting concentrations would be less than the limits of 10 CFR Part 20, Appendix B, Table II, Column 2, at the nearest potable water supply and the nearest surface water supply in an UNRESTRICTED AREA.

#### 3/4.11.2 GASEOUS EFFLUENTS

##### 3/4.11.2.1

[NOT USED]

~~This specification is provided to ensure that the dose at any time at and beyond the SITE BOUNDARY from gaseous effluents from all units on the site will be within the annual dose limits of 10 CFR Part 20 to UNRESTRICTED AREAS. The annual dose limits are the doses associated with the concentrations of 10 CFR~~

2/10/1978

100-1-1000

100-1-1000

02-1-1000

## RADIOACTIVE EFFLUENTS

### BASES

#### DOSE RATE (Continued)

Part 20, Appendix 3, Table II, Column 2. These limits provide reasonable assurance that radioactive material discharged in gaseous effluents will not result in the exposure of a MEMBER OF THE PUBLIC in an UNRESTRICTED AREA, either within or outside the SITE BOUNDARY, to annual average concentrations exceeding the limits specified in Appendix 3, Table II of 10 CFR Part 20 (10 CFR 20.106(b)). For MEMBERS OF THE PUBLIC who may at times be within the SITE BOUNDARY, the occupancy of that MEMBER OF THE PUBLIC will usually be sufficiently low to compensate for any increase in the atmospheric diffusion factor above that for the SITE BOUNDARY. Examples of calculations for such MEMBERS OF THE PUBLIC, with the appropriate occupancy factors, shall be given in the ODCM. The specified release rate limits restrict, at all times, the corresponding gamma and beta dose rates above background to a MEMBER OF THE PUBLIC at or beyond the SITE BOUNDARY to less than or equal to 500 mrems/year to the total body or to less than or equal to 3000 mrems/year to the skin. These release rate limits also restrict, at all times, the corresponding thyroid dose rate above background to a child via the inhalation pathway to less than or equal to 1500 mrems/year.

This specification applies to the release of radioactive materials in gaseous effluents from all reactor units at the site.

The required detection capabilities for radioactive materials in gaseous waste samples are tabulated in terms of the lower limits of detection (LLDs). Detailed discussion of the LLD, and other detection limits can be found in HASL Procedures Manual, HASL-300 (revised annually), Currie, L. A., "Limits for Qualitative Detection and Quantitative Determination - Application to Radiochemistry," Anal. Chem. 40, 586-93 (1968), and Hartwell, J. K., "Detection Limits for Radioanalytical Counting Techniques," Atlantic Richfield Hanford Company Report ARH-SA-215 (June 1975).

3/4.11.2:2

[NOT USED]

This specification is provided to implement the requirements of Sections II.B, III.A, and IV.A of Appendix I, 10 CFR Part 50. The Limiting Condition for Operation implements the guides set forth in Section II.B of Appendix I. The ACTION statements provide the required operating flexibility and at the same time implement the guides set forth in Section IV.A of Appendix I to assure that the releases of radioactive material in gaseous effluents to UNRESTRICTED AREAS will be kept "as low as is reasonably achievable." The Surveillance Requirements implement the requirements in Section III.A of Appendix I that conformance with the guides of Appendix I be shown by calculational procedures based on models and data such that the actual exposure of a MEMBER OF THE PUBLIC through appropriate pathways is unlikely to be substantially underestimated. The dose calculation methodology and parameters established in the ODCM for calculating the doses due to the actual release rates of radioactive noble gases in gaseous effluents are consistent with the methodology provided in Regulatory Guide 1.109, "Calculation of Annual Doses to Man from Routine Releases of Reactor Effluents for the Purpose of Evaluating Compliance with

1

2

3

4

5

6

7

8

9

10

11

12

13

14

15

16

17

18

19

20

21

22

23

24

25

26

27

28

29

30

31

32

33

34

35

36

37

38

39

40

41

42

43

44

45

46

47

48

49

50

51

52

53

54

55

56

57

58

59

60

61

62

63

64

65

66

67

68

69

70

71

72

73

74

75

76

77

78

79

80

81

82

83

84

85

86

87

88

89

90

91

92

93

94

95

96

97

98

99

100

101

102

103

104

105

106

107

108

109

110

111

112

113

114

115

116

117

118

119

120

121

122

123

124

125

126

127

128

129

130

131

132

133

134

135

136

137

138

139

140

141

142

143

144

145

146

147

148

149

150

151

152

153

154

155

156

157

158

159

160

161

162

163

164

165

166

167

168

169

170

171

172

173

174

175

176

177

178

179

180

181

182

183

184

185

186

187

188

189

190

191

192

193

194

195

196

197

198

199

200

201

202

203

204

205

206

207

208

209

210

211

212

213

214

215

216

217

218

219

220

221

222

223

224

225

226

227

228

229

230

231

232

233

234

235

236

237

238

239

240

241

242

243

244

245

246

247

248

249

250

251

252

253

254

255

256

257

258

259

260

261

262

263

264

265

266

267

268

269

270

271

272

273

274

275

276

277

278

279

280

281

282

283

284

285

286

287

288

289

290

291

292

293

294

295

296

297

298

299

300

301

302

303

304

305

306

307

308

309

310

311

312

313

314

315

316

317

318

319

320

321

322

323

324

325

326

327

328

329

330



## RADIOACTIVE EFFLUENTS

### BASES

~~DO NOT CROSS OUT THIS SECTION~~

~~10 CFR Part 50, Appendix I, "Revision 1, October 1977 and Regulatory Guide 1.111, "Methods for Estimating Atmospheric Transport and Dispersion of Gaseous Effluents in Routine Releases from Light-Water Cooled Reactors," Revision 1, July 1977. The OOCM equations provided for determining the air doses at and beyond the SITE BOUNDARY are based upon the historical average atmospheric conditions.~~

~~This specification applies to the release of radioactive materials in gaseous effluents from each reactor unit at the site.~~

~~3/4.11.2.3 DO NOT CROSS OUT THIS SECTION AND RADIATION DOSES ON PAGE 11-4~~

~~[NOT USED]~~

~~This specification is provided to implement the requirements of Sections II.C, III.A, and IV.A of Appendix I, 10 CFR Part 50. The Limiting Conditions for Operation are the guides set forth in Section II.C of Appendix I. The ACTION statements provide the required operating flexibility and at the same time implement the guides set forth in Section IV.A of Appendix I to assure that the releases of radioactive materials in gaseous effluents to UNRESTRICTED AREAS will be kept "as low as is reasonably achievable." The OOCM calculational methods specified in the Surveillance Requirements implement the requirements in Section III.A of Appendix I that compliance with the guides of Appendix I be shown by calculational procedures based on models and data, such that the actual exposure of a MEMBER OF THE PUBLIC through appropriate pathways is unlikely to be substantially underestimated. The OOCM calculational methodology and parameters for calculating the doses due to the actual release rates of the subject materials are consistent with the methodology provided in Regulatory Guide 1.109, "Calculation of Annual Doses to Man from Routine Releases of Reactor Effluents for the Purpose of Evaluating Compliance with 10 CFR Part 50, Appendix I," Revision 1, October 1977 and Regulatory Guide 1.111, "Methods for Estimating Atmospheric Transport and Dispersion of Gaseous Effluents in Routine Releases from Light-Water-Cooled Reactors," Revision 1, July 1977. These equations also provide for determining the actual doses based upon the historical average atmospheric conditions or concurrent meteorology. The release rate specifications for iodine-131, iodine-133, tritium, and radionuclides in particulate form with half-lives greater than 8 days are dependent upon the existing radionuclide pathways to man, in the areas at and beyond the SITE BOUNDARY. The pathways that were examined in the development of these calculations were: (1) individual inhalation of airborne radionuclides, (2) deposition of radionuclides onto green leafy vegetation with subsequent consumption by man, (3) deposition onto grassy areas where milk animals and meat-producing animals graze with consumption of the milk and meat by man, and (4) deposition on the ground with subsequent exposure of man.~~

~~This specification applies to the release of radioactive materials in gaseous effluents from each reactor unit at the site.~~

3  
 4  
 5  
 6  
 7  
 8  
 9  
 10  
 11  
 12  
 13  
 14  
 15  
 16  
 17  
 18  
 19  
 20  
 21  
 22  
 23  
 24  
 25  
 26  
 27  
 28  
 29  
 30  
 31  
 32  
 33  
 34  
 35  
 36  
 37  
 38  
 39  
 40  
 41  
 42  
 43  
 44  
 45  
 46  
 47  
 48  
 49  
 50  
 51  
 52  
 53  
 54  
 55  
 56  
 57  
 58  
 59  
 60  
 61  
 62  
 63  
 64  
 65  
 66  
 67  
 68  
 69  
 70  
 71  
 72  
 73  
 74  
 75  
 76  
 77  
 78  
 79  
 80  
 81  
 82  
 83  
 84  
 85  
 86  
 87  
 88  
 89  
 90  
 91  
 92  
 93  
 94  
 95  
 96  
 97  
 98  
 99  
 100  
 101  
 102  
 103  
 104  
 105  
 106  
 107  
 108  
 109  
 110  
 111  
 112  
 113  
 114  
 115  
 116  
 117  
 118  
 119  
 120  
 121  
 122  
 123  
 124  
 125  
 126  
 127  
 128  
 129  
 130  
 131  
 132  
 133  
 134  
 135  
 136  
 137  
 138  
 139  
 140  
 141  
 142  
 143  
 144  
 145  
 146  
 147  
 148  
 149  
 150  
 151  
 152  
 153  
 154  
 155  
 156  
 157  
 158  
 159  
 160  
 161  
 162  
 163  
 164  
 165  
 166  
 167  
 168  
 169  
 170  
 171  
 172  
 173  
 174  
 175  
 176  
 177  
 178  
 179  
 180  
 181  
 182  
 183  
 184  
 185  
 186  
 187  
 188  
 189  
 190  
 191  
 192  
 193  
 194  
 195  
 196  
 197  
 198  
 199  
 200  
 201  
 202  
 203  
 204  
 205  
 206  
 207  
 208  
 209  
 210  
 211  
 212  
 213  
 214  
 215  
 216  
 217  
 218  
 219  
 220  
 221  
 222  
 223  
 224  
 225  
 226  
 227  
 228  
 229  
 230  
 231  
 232  
 233  
 234  
 235  
 236  
 237  
 238  
 239  
 240  
 241  
 242  
 243  
 244  
 245  
 246  
 247  
 248  
 249  
 250  
 251  
 252  
 253  
 254  
 255  
 256  
 257  
 258  
 259  
 260  
 261  
 262  
 263  
 264  
 265  
 266  
 267  
 268  
 269  
 270  
 271  
 272  
 273  
 274  
 275  
 276  
 277  
 278  
 279  
 280  
 281  
 282  
 283  
 284  
 285  
 286  
 287  
 288  
 289  
 290  
 291  
 292  
 293  
 294  
 295  
 296  
 297  
 298  
 299  
 300  
 301  
 302  
 303  
 304  
 305  
 306  
 307  
 308  
 309  
 310  
 311  
 312  
 313  
 314  
 315  
 316  
 317  
 318  
 319  
 320  
 321  
 322  
 323  
 324  
 325  
 326  
 327  
 328  
 329  
 330  
 331  
 332  
 333  
 334  
 335  
 336  
 337  
 338  
 339  
 340  
 341  
 342  
 343  
 344  
 345  
 346  
 347  
 348  
 349  
 350  
 351  
 352  
 353  
 354  
 355  
 356  
 357  
 358  
 359  
 360  
 361  
 362  
 363  
 364  
 365  
 366  
 367  
 368  
 369  
 370  
 371  
 372  
 373  
 374  
 375  
 376  
 377  
 378  
 379  
 380  
 381  
 382  
 383  
 384  
 385  
 386  
 387  
 388  
 389  
 390  
 391  
 392  
 393  
 394  
 395  
 396  
 397  
 398  
 399  
 400  
 401  
 402  
 403  
 404  
 405  
 406  
 407  
 408  
 409  
 410  
 411  
 412  
 413  
 414  
 415  
 416  
 417  
 418  
 419  
 420  
 421  
 422  
 423  
 424  
 425  
 426  
 427  
 428  
 429  
 430  
 431  
 432  
 433  
 434  
 435  
 436  
 437  
 438  
 439  
 440  
 441  
 442  
 443  
 444  
 445  
 446  
 447  
 448  
 449  
 450  
 451  
 452  
 453  
 454  
 455  
 456  
 457  
 458  
 459  
 460  
 461  
 462  
 463  
 464  
 465  
 466  
 467  
 468  
 469  
 470  
 471  
 472  
 473  
 474  
 475  
 476  
 477  
 478  
 479  
 480  
 481  
 482  
 483  
 484  
 485  
 486  
 487  
 488  
 489  
 490  
 491  
 492  
 493  
 494  
 495  
 496  
 497  
 498  
 499  
 500  
 501  
 502  
 503  
 504  
 505  
 506  
 507  
 508  
 509  
 510  
 511  
 512  
 513  
 514  
 515  
 516  
 517  
 518  
 519  
 520  
 521  
 522  
 523  
 524  
 525  
 526  
 527

100-443887-100

4  
 5  
 6  
 7  
 8

## RADIOACTIVE EFFLUENTS

### BASES

#### 3/4.11.2.4 and 3/4.11.2.5 GASEOUS WASTEWATER TREATMENT SYSTEM and VENTILATION EXHAUST TREATMENT SYSTEM [NOT USED]

The OPERABILITY of the GASEOUS WASTEWATER TREATMENT SYSTEM and the VENTILATION EXHAUST TREATMENT SYSTEM ensures that the systems will be available for use whenever gaseous effluents require treatment prior to release to the environment. The requirement that the appropriate portions of these systems be used, when specified, provides reasonable assurance that the releases of radioactive materials in gaseous effluents will be kept "as low as is reasonably achievable." This specification implements the requirements of 10 CFR 50.36a, General Design Criterion 60 of Appendix A to 10 CFR Part 50, and the design objectives given in Section II.D of Appendix I to 10 CFR Part 50. The specified limits governing the use of appropriate portions of the systems were specified as a suitable fraction of the dose design objectives set forth in Sections II.B and II.C of Appendix I, 10 CFR Part 50, for gaseous effluents.

#### 3/4.11.2.6 EXPLOSIVE GAS MIXTURE

This specification is provided to ensure that the concentration of potentially explosive gas mixtures contained in the offgas system is maintained below the flammability limits of hydrogen and oxygen. Maintaining the concentration of hydrogen and oxygen below their flammability limits provides assurance that the releases of radioactive materials will be controlled in conformance with the requirements of General Design Criterion 50 of Appendix A to 10 CFR Part 50.

#### 3/4.11.2.7 MAIN CONDENSER

Restricting the gross radioactivity rate of noble gases from the main condenser provides reasonable assurance that the total body exposure to an individual at the exclusion area boundary will not exceed a small fraction of the limits of 10 CFR Part 100 in the event this effluent is inadvertently discharged directly to the environment without treatment. This specification implements the requirements of General Design Criteria 60 and 64 of Appendix A to 10 CFR Part 50.

#### 3/4.11.2.8 ~~VENTILATION EXHAUST TREATMENT SYSTEM~~ [NOT USED]

~~This specification provides reasonable assurance that releases from dry well purging operations will not exceed the annual dose limits of 10 CFR Part 20 for unrestricted areas.~~

#### ~~3/4.11.2.9 SOLID RADIOACTIVE WASTE~~

~~This specification implements the requirements of 10 CFR 50.36a and General Design Criterion 60 of Appendix A to 10 CFR Part 50. The process parameters included in establishing the PROCESS CONTROL PROGRAM may include, but are not limited to, waste type, waste pH, waste/liquid/solidification agent/catalyst ratios, waste oil content, waste principal chemical constituents, mixing and curing times.~~

第 三 章 第 二 節 第 一 項

第 三 章 第 二 節 第 一 項

## RADIOACTIVE EFFLUENTS

### BASES

3.11.2.1 TOTAL DOSE

~~This specification is provided to meet the dose limitations of 40 CFR Part 190 that have been incorporated into 10 CFR Part 20 by 46 FR 19525. The specification requires the preparation and submittal of a Special Report whenever the calculated doses from plant generated radioactive effluents and direct radiation exceed 25 mrem to the total body or any organ, except the thyroid, which shall be limited to less than or equal to 75 mrem. For sites containing up to four reactors, it is highly unlikely that the resultant dose to a MEMBER OF THE PUBLIC will exceed the dose limits of 40 CFR Part 190 if the individual reactors remain within twice the dose design objectives of Appendix I, and if direct radiation doses from the reactor units and outside storage tanks are kept small. The Special Report will describe a course of action that should result in the limitation of the annual dose to a MEMBER OF THE PUBLIC to within the 40 CFR Part 190 limits. For the purposes of the Special Report, it may be assumed that the dose commitment to the MEMBER OF THE PUBLIC from other uranium fuel cycle sources is negligible, with the exception that dose contributions from other nuclear fuel cycle facilities at the same site or within a radius of 8 km must be considered. If the dose to any MEMBER OF THE PUBLIC is estimated to exceed the requirements of 40 CFR Part 190, the Special Report with a request for a variance (provided the release conditions resulting in violation of 40 CFR Part 190 have not already been corrected), in accordance with the provisions of 40 CFR 190.11 and 10 CFR 20.405c, is considered to be a timely request and fulfills the requirements of 40 CFR Part 190 until NRC staff action is completed. The variance only relates to the limits of 40 CFR Part 190, and does not apply in any way to the other requirements for dose limitation of 10 CFR Part 20, as addressed in Specifications 3.11.1.1 and 3.11.2.1. An individual is not considered a MEMBER OF THE PUBLIC during any period in which he/she is engaged in carrying out any operation that is part of the nuclear fuel cycle.~~

10

11

12

13

14

15

16

17

18

19

20

21

22

23

24

25

26

27

28

29

30

31

32

33

### 3/4.12 RADIOLOGICAL ENVIRONMENTAL MONITORING

#### BASES

#### 3/4.12.1 MONITORING PROGRAM

The radiological environmental monitoring program required by this specification provides representative measurements of radiation and of radioactive materials in those exposure pathways and for those radionuclides that lead to the highest potential radiation exposures of MEMBERS OF THE PUBLIC resulting from the plant operation. This monitoring program implements Section IV.8.2 of Appendix I to 10 CFR Part 50 and thereby supplements the radiological effluent monitoring program by verifying that the measurable concentrations of radioactive materials and levels of radiation are not higher than expected on the basis of the effluent measurements and the modeling of the environmental exposure pathways. Guidance for this monitoring program is provided by the Radiological Assessment Branch Technical Position on Environmental Monitoring. The initially specified monitoring program will be effective for at least the first 3 years of commercial operation. Following this period, program changes may be initiated based on operational experience.

The required detection capabilities for environmental sample analyses are tabulated in terms of the lower limits of detection (LLDs). The LLDs required by Table 4.12-1 are considered optimum for routine environmental measurements in industrial laboratories. It should be recognized that the LLD is defined as an a priori (before the fact) limit representing the capability of a measurement system and not as an a posteriori (after the fact) limit for a particular measurement.

Detailed discussion of the LLD, and other detection limits, can be found in HASL Procedures Manual, HASL-300 (revised annually), Currie, L. A., "Limits for Qualitative Detection and Quantitative Determination - Application to Radiochemistry," Anal. Chem. 40, 586-93 (1968), and Hartwell, J. K., "Detection Limits for Radioanalytical Counting Techniques," Atlantic Richfield Hanford Company Report ARH-SA-215 (June 1975).

#### 3/4.12.2 LAND USE CENSUS

This specification is provided to ensure that changes in the use of areas at and beyond the SITE BOUNDARY are identified and that modifications to the radiological environmental monitoring program are made if required by the results of this census. The best information from the door-to-door survey, from aerial survey or from consulting with local agricultural authorities shall be used. This census satisfies the requirements of Section IV.3.3 of Appendix I to 10 CFR Part 50. Restricting the census to gardens of greater than 50 m<sup>2</sup> provides assurance that significant exposure pathways via leafy vegetables will be identified and monitored since a garden of this size is the minimum required to produce the quantity (25 kg/year) of leafy vegetables assumed in Regulatory Guide 1.109 for consumption by a child. To determine this minimum garden size, the following assumptions were made: (1) 20% of the garden was used for growing broad leaf vegetation (i.e., similar to lettuce and cabbage), and (2) a vegetation yield of 2 kg/m<sup>2</sup>.

1. 2. 3. 4. 5. 6. 7. 8. 9. 10.



### 3/4.12 RADIOLOGICAL ENVIRONMENTAL MONITORING

#### BASES

#### ~~3/4.12.3 INTERLABORATORY COMPARISON PROGRAM~~

~~The requirement for participation in an approved Interlaboratory Comparison Program is provided to ensure that independent checks on the precision and accuracy of the measurements of radioactive material in environmental sample matrices are performed as part of the quality assurance program for environmental monitoring in order to demonstrate that the results are valid for the purposes of Section IV.3.2 of Appendix I to 10 CFR Part 50.~~

CONTROLLED COPY

100

100

100

100

100

100

100

100

100

100

100

100

100

100

100

100

100

100

100

100

100

100

100

100

100

100

100

100

100

100

100

100

## ADMINISTRATIVE CONTROLS

### PROCEDURES AND PROGRAMS (Continued)

6.3.3 Temporary changes to procedures of Specification 6.2.1a. through j. may be made provided:

- a. The intent of the original procedure is not altered;
- b. The change is approved by two members of the unit management staff, at least one of whom holds a Senior Operator license on the unit affected; and
- c. The change is documented, reviewed by the POC, and approved by the Plant Manager within 14 days of implementation.

6.3.4 The following programs shall be established, implemented, and maintained:

a. Primary Coolant Sources Outside Containment

A program to reduce leakage from those portions of systems outside containment that could contain highly radioactive fluids during a serious transient accident to as low as practical levels. The systems include the EPS, HPCS, RHR, RCIC, hydrogen recombiner, process sampling, containment, and the standby gas treatment systems. The program shall include the following:

1. Preventive maintenance and periodic visual inspection requirements, and
2. Integrated leak test requirements for each system at refueling cycle intervals or less.

b. In-Plant Radiation Monitoring

A program which will ensure the capability to accurately determine the airborne iodine concentration in vital areas under accident conditions. This program shall include the following:

1. Training of personnel,
2. Procedures for monitoring, and
3. Provisions for maintenance of sampling and analysis equipment.

c. Post-accident Sampling

A program which will ensure the capability to obtain and analyze reactor coolant, radioactive iodines and particulates in plant gaseous effluents, and containment atmosphere samples under accident conditions. The program shall include the following:

1. Training of personnel,
2. Procedures for sampling and analysis, and
3. Provisions for maintenance of sampling and analysis equipment.

d. [INSERT]

e. [INSERT]



三、

50

82

Insert to page 6.8.4

d. Radioactive Effluent Controls Program

A program shall be provided conforming with 10 CFR 50.36a for the control of radioactive effluents and for maintaining the doses to MEMBERS OF THE PUBLIC from radioactive effluents as low as reasonably achievable. The program (1) shall be contained in the ODCM, (2) shall be implemented by operating procedures, and (3) shall include remedial actions to be taken whenever the program limits are exceeded. The program shall include the following elements:

- 1) Limitations on the operability of radioactive liquid and gaseous monitoring instrumentation including surveillance tests and setpoint determination in accordance with the methodology in the ODCM,
- 2) Limitations on the concentrations of radioactive material released in liquid effluents to UNRESTRICTED AREAS conforming to 10 CFR Part 20, Appendix B, Table II, Column 2,
- 3) Monitoring, sampling and analysis of radioactive liquid and gaseous effluents in accordance with 10 CFR 20.106 and with the methodology and parameters in the ODCM,
- 4) Limitations on the annual and quarterly doses or dose commitment to a MEMBER OF THE PUBLIC from radioactive materials in liquid effluents released from each unit to UNRESTRICTED AREAS conforming to Appendix I to 10 CFR Part 50,
- 5) Determination of cumulative and projected dose contributions from radioactive effluents for the current calendar quarter and current calendar year in accordance with the methodology and parameters in the ODCM at least every 31 days.
- 6) Limitations on the operability and use of the liquid and gaseous effluent treatment systems to ensure that the appropriate portions of these systems are used to reduce releases of radioactivity when the projected doses in a 31 day period would exceed 2 percent of the guidelines for the annual dose or dose commitment conforming to Appendix I to 10 CFR Part 50,
- 7) Limitations on the dose rate resulting from radioactive material released in gaseous effluents to areas beyond the SITE BOUNDARY, conforming to the doses associated with 10 CFR Part 20, Appendix B, Table II, Column I,
- 8) Limitations on the annual and quarterly air dose resulting from noble gases released in gaseous effluents from each unit to areas beyond the SITE BOUNDARY conforming to Appendix I to 10 CFR Part 50,
- 9) Limitations on the annual and quarterly dose to a MEMBER OF THE PUBLIC from Iodine-131, Iodine-133, tritium, and all radionuclides in particulate form with half-lives greater than 8 days in gaseous effluents released from each unit to areas beyond the SITE BOUNDARY conforming to Appendix I to 10 CFR Part 50,

d. Radioactive Effluent Controls Program (Continued)

- 10) Limitations on venting and purging of the containment through the Standby Gas Treatment System to maintain releases as low as reasonably achievable, and
- 11) Limitations on the annual dose or dose commitment to any MEMBER OF THE PUBLIC due to releases of radioactivity and to radiation from uranium fuel cycle sources conforming to 40 CFR Part 190.

e. Radiological Environmental Monitoring Program

A program shall be provided to monitor the radiation and radionuclides in the environs of the plant. The program shall provide (1) representative measurements of radioactivity in the highest potential exposure pathways, and (2) verification of the accuracy of the effluent monitoring program and modeling of environmental exposure pathways. The program shall (1) be contained in the ODCM, (2) conform to the guidance of Appendix I to 10 CFR Part 50, and (3) include the following:

- 1) Monitoring, sampling, analysis and reporting of radiation and radionuclides in the environment in accordance with the methodology and parameters in the ODCM.
- 2) A Land Use Census to ensure that changes in the use of areas at and beyond the SITE BOUNDARY are identified and that modifications to the monitoring program are made if required by the results of this census, and
- 3) Participation in the Interlaboratory Comparison Program to ensure that independent checks on the precision and accuracy of the measurements of radioactive materials in environmental sample matrices are performed as part of the quality assurance program for environmental monitoring.

1

2

3

4

5

6

7

8

9

10

11

12

13

14

15

16

17

18

19

20

21

22

23

24

25

26

27

28

29

30

31

32

33

34

35

36

37

38

## ADMINISTRATIVE CONTROLS

### ANNUAL RADIOLOGICAL ENVIRONMENTAL OPERATING REPORT

#### The Annual

6.9.1.10 ~~Annual~~ Radiological Environmental Operating Reports covering the operation of the unit during the previous calendar year shall be submitted prior to May 1 of each year. ~~The initial report shall be submitted prior to May 1 of the year following initial criticality.~~

monitoring  
program

[INSERT]

The Annual Radiological Environmental Operating Reports shall include summaries, interpretations, and an analysis of trends of the results of the radiological environmental ~~surveillance activities~~ for the report period, including a comparison with preoperational studies, with operational controls as appropriate, and with previous environmental surveillance reports, and an assessment of the observed impacts of the plant operation on the environment. The reports shall also include the results of land use censuses required by Specification 3.12.2.

The Annual Radiological Environmental Operating Reports shall include the results of analysis of all radiological environmental samples and of all environmental radiation measurements taken during the period pursuant to the locations specified in the table and figures in the ODCM, as well as summarized and tabulated results of these analyses and measurements in the format of the table in the Radiological Assessment Branch Technical Position, Revision 1, November 1979. In the event that some individual results are not available for inclusion with the report, the report shall be submitted noting and explaining the reasons for the missing results. The missing data shall be submitted as soon as possible in a supplementary report.

The reports shall also include the following: a summary description of the radiological environmental monitoring program; at least two legible maps\* covering all sampling locations keyed to a table giving distances and directions from the centerline of one reactor; the results of licensee participation in the Interlaboratory Comparison Program, required by Specification 3.12.3; discussion of all deviations from the sampling schedule of Table 3.12-1; and ~~discussion of all analyses in which the LLD required by Table 3.12-2 was not achievable.~~

~~\*One map shall cover stations near the SITE BOUNDARY; a second shall include the more distant stations.~~



Insert to page 6-20

The material provided shall be consistent with the objectives outlined in (1) the ODCM and (2) Sections IV.B.2, IV.B.3 and IV.C of Appendix I 10 CFR Part 50.

11  
12  
13  
14  
15  
16  
17  
18  
19  
20  
21  
22  
23  
24  
25  
26  
27  
28  
29  
30  
31  
32  
33  
34  
35  
36  
37  
38  
39  
40  
41  
42  
43  
44  
45  
46  
47  
48  
49  
50  
51  
52  
53  
54  
55  
56  
57  
58  
59  
60  
61  
62  
63  
64  
65  
66  
67  
68  
69  
70  
71  
72  
73  
74  
75  
76  
77  
78  
79  
80  
81  
82  
83  
84  
85  
86  
87  
88  
89  
90  
91  
92  
93  
94  
95  
96  
97  
98  
99  
100

11  
12  
13  
14  
15  
16  
17  
18  
19  
20  
21  
22  
23  
24  
25  
26  
27  
28  
29  
30  
31  
32  
33  
34  
35  
36  
37  
38  
39  
40  
41  
42  
43  
44  
45  
46  
47  
48  
49  
50  
51  
52  
53  
54  
55  
56  
57  
58  
59  
60  
61  
62  
63  
64  
65  
66  
67  
68  
69  
70  
71  
72  
73  
74  
75  
76  
77  
78  
79  
80  
81  
82  
83  
84  
85  
86  
87  
88  
89  
90  
91  
92  
93  
94  
95  
96  
97  
98  
99  
100

11  
12  
13  
14  
15  
16  
17  
18  
19  
20  
21  
22  
23  
24  
25  
26  
27  
28  
29  
30  
31  
32  
33  
34  
35  
36  
37  
38  
39  
40  
41  
42  
43  
44  
45  
46  
47  
48  
49  
50  
51  
52  
53  
54  
55  
56  
57  
58  
59  
60  
61  
62  
63  
64  
65  
66  
67  
68  
69  
70  
71  
72  
73  
74  
75  
76  
77  
78  
79  
80  
81  
82  
83  
84  
85  
86  
87  
88  
89  
90  
91  
92  
93  
94  
95  
96  
97  
98  
99  
100

11  
12  
13  
14  
15  
16  
17  
18  
19  
20  
21  
22  
23  
24  
25  
26  
27  
28  
29  
30  
31  
32  
33  
34  
35  
36  
37  
38  
39  
40  
41  
42  
43  
44  
45  
46  
47  
48  
49  
50  
51  
52  
53  
54  
55  
56  
57  
58  
59  
60  
61  
62  
63  
64  
65  
66  
67  
68  
69  
70  
71  
72  
73  
74  
75  
76  
77  
78  
79  
80  
81  
82  
83  
84  
85  
86  
87  
88  
89  
90  
91  
92  
93  
94  
95  
96  
97  
98  
99  
100

11  
12  
13  
14  
15  
16  
17  
18  
19  
20  
21  
22  
23  
24  
25  
26  
27  
28  
29  
30  
31  
32  
33  
34  
35  
36  
37  
38  
39  
40  
41  
42  
43  
44  
45  
46  
47  
48  
49  
50  
51  
52  
53  
54  
55  
56  
57  
58  
59  
60  
61  
62  
63  
64  
65  
66  
67  
68  
69  
70  
71  
72  
73  
74  
75  
76  
77  
78  
79  
80  
81  
82  
83  
84  
85  
86  
87  
88  
89  
90  
91  
92  
93  
94  
95  
96  
97  
98  
99  
100

## ADMINISTRATIVE CONTROLS

### ANNUAL RADIOACTIVE EFFLUENT RELEASE REPORT

~~The Summary~~  
6.9.1.11 ~~Submitting~~ Radioactive Effluent Release Reports covering the operation of the unit during the previous 6 months of operation shall be submitted ~~within~~ in accordance with 10CFR 50.36 a(2).  
~~60 days after January 1 and July 1 of each year. The period of the first report shall begin with the date of initial criticality.~~

[Insert]

The Radioactive Effluent Release Reports shall include a summary of the quantities of radioactive liquid and gaseous effluents and solid waste released from the unit, as outlined in Regulatory Guide 1.21, "Measuring, Evaluating, and Reporting Radioactivity in Solid Wastes and Releases of Radioactive Materials in Liquid and Gaseous Effluents from Light-Water-Cooled Nuclear Power Plants," Revision 1, June 1974, with data summarized on a quarterly basis following the format of Appendix 8 thereof.

The Radioactive Effluent Release Report to be submitted within 60 days after January 1 of each year shall include an annual summary of hourly meteorological data collected over the previous year. This annual summary may be either in the form of an hour-by-hour listing on magnetic tape of wind speed, wind direction, atmospheric stability, and precipitation (if measured), or in the form of joint frequency distributions of wind speed, wind direction, and atmospheric stability.\* This same report shall include an assessment of the radiation doses due to the radioactive liquid and gaseous effluents released from the unit or station during the previous calendar year. This same report shall also include an assessment of the radiation doses from radioactive liquid and gaseous effluents to MEMBERS OF THE PUBLIC due to their activities inside the SITE BOUNDARY (Figure 5.1-3) during the report period. All assumptions used in making these assessments, i.e., specific activity, exposure time and location, shall be included in these reports. The meteorological conditions concurrent with the time of release of radioactive materials in gaseous effluents, as determined by sampling frequency and measurement, shall be used for determining the gaseous pathway doses. The assessment of radiation doses shall be performed in accordance with the methodology and parameters in the OFFSITE DOSE CALCULATION MANUAL (ODCM).

The Radioactive Effluent Release Report shall also include once a year an assessment of radiation doses to the likely most exposed MEMBER OF THE PUBLIC from reactor releases and other nearby uranium fuel cycle sources, including doses from primary effluent pathways and direct radiation, for the previous calendar year to show conformance with 40 CFR Part 190, Environmental Radiation Protection Standards for Nuclear Power Operation. Acceptable methods for calculating the dose contribution from liquid and gaseous effluents are given in Regulatory Guide 1.109, Rev. 1, October 1977.

\*In lieu of submission with the first half year Radioactive Effluent Release Report, the licensee has the option of retaining this summary of required meteorological data on site in a file that shall be provided to the NRC upon request.

Insert to page 6-21

The material provided shall be (1) consistent with the objectives outlined in the ODCM and PCP and (2) in conformance with 10 CFR 50.36a and Section IV.B.1 of Appendix I to 10 CFR Part 50.

11-11-11

11

11

11

11

11

11

11

11

11

11

11

11

11

11

11

11

11

11

11

11

## ADMINISTRATIVE CONTROLS

### ~~SEMIANNUAL RADIOACTIVE EFFLUENT RELEASE REPORT (Continued)~~

~~The Radioactive Effluent Release Reports shall include the following information for each class of solid waste (as defined by 10 CFR Part 61) shipped offsite during the report period:~~

- ~~a. Container volume,~~
- ~~b. Total curie quantity (specify whether determined by measurement or estimate),~~
- ~~c. Principal radionuclides (specify whether determined by measurement or estimate),~~
- ~~d. Source of waste and processing employed (e.g., dewatered spent resin, compacted dry waste, evaporator bottoms),~~
- ~~e. Type of container (e.g., LSA, Type A, Type B, Large Quantity), and~~
- ~~f. Solidification agent or absorbent (e.g., cement, urea formaldehyde).~~

~~The Radioactive Effluent Release Reports shall include a list and description of unplanned releases from the site to UNRESTRICTED AREAS of radioactive materials in gaseous and liquid effluents made during the reporting period.~~

~~The Radioactive Effluent Release Reports shall include any changes made during the reporting period to the PROCESS CONTROL PROGRAM (PCP) and to the OFFSITE DOSE CALCULATION MANUAL (ODCM), as well as a listing of new locations for dose calculations and/or environmental monitoring identified by the land use census pursuant to Specification 12.2.~~

### SPECIAL REPORTS

6.9.2 Special reports shall be submitted to the Regional Administrator of the Regional Office of the NRC within the time period specified for each report.

### 6.10 RECORD RETENTION

6.10.1 In addition to the applicable record retention requirements of Title 10, Code of Federal Regulations, the following records shall be retained for at least the minimum period indicated.

6.10.2 The following records shall be retained for at least 5 years:

- a. Records and logs of unit operation covering time interval at each power level.
- b. Records and logs of principal maintenance activities, inspections, repair, and replacement of principal items of equipment related to nuclear safety.
- c. All REPORTABLE OCCURRENCES submitted to the Commission.
- d. Records of surveillance activities, inspections, and calibrations required by these Technical Specifications.

10

11

12

13

14

# CONTROLLED COPY

## ADMINISTRATIVE CONTROLS

### RECORD RETENTION (Continued)

- e. Records of changes made to the procedures required by Specification 6.8.1.
- f. Records of radioactive shipments.
- g. Records of sealed source and fission detector leak tests and results.
- h. Records of annual physical inventory of all sealed source material of record.

6.10.3 The following records shall be retained for the duration of the unit Operating License:

- a. Records and drawing changes reflecting unit design modifications made to systems and equipment described in the Final Safety Analysis Report (FSAR).
- b. Records of new and irradiated fuel inventory, fuel transfers, and assembly burnup histories.
- c. Records of radiation exposure for all individuals entering radiation control areas.
- d. Records of gaseous and liquid radioactive material released to the environs.
- e. Records of transient or operational cycles for those unit components identified in Table 5.7.1-1.
- f. Records of reactor tests and experiments.
- g. Records of training and qualification for current members of the unit staff.
- h. Records of inservice inspections performed pursuant to these Technical Specifications.
- i. Records of quality assurance activities required by the Operational Quality Assurance Manual not listed in Section 6.10.2.
- j. Records of reviews performed for changes made to procedures or equipment or reviews of tests and experiments pursuant to 10 CFR 50.59.
- k. Records of meetings of the POC and the CNSRB.
- l. Records of the service lives of all hydraulic and mechanical snappers required by Specification 3.7.4 including the data at which the service life commences and associated installation and maintenance records.
- m. Records of analysis required by the radiological environmental monitoring program that would permit evaluation of the accuracy of the analysis at a later date. This should include procedures effective at specified times and QA records showing that these procedures were followed.

n. [INSERT]



Insert to page 6-23

- n. Records of reviews performed for changes made to the OFFSITE DOSE CALCULATION MANUAL and the PROCESS CONTROL PROGRAM.

19  
20  
21  
22  
23

1943-44

1944-45

1945-46

1946-47

1947-48  
1948-49  
1949-50  
1950-51  
1951-52

## ADMINISTRATIVE CONTROLS

### HIGH RADIATION AREA (Continued)

where no enclosure exists for purposes of locking, and no enclosure can be reasonably constructed around the individual areas, then that area shall be barricaded, conspicuously posted, and a flashing light shall be activated as a warning device. In lieu of the stay time specification of the RWP, continuous surveillance, direct or remote (such as use of closed circuit TV cameras) may be made by personnel qualified in radiation protection procedures to provide positive exposure control over the activities within the area.

### 6.13 PROCESS CONTROL PROGRAM (PCP)

~~6.13.1 The PCP shall be approved by the Commission prior to implementation.~~

~~6.13.2 Licensee-initiated changes to the PCP:~~

~~a. Shall be submitted to the Commission in the Semiannual Radioactive Effluent Release Report for the period in which the change(s) was made. This submittal shall contain:~~

- ~~1. Sufficiently detailed information to totally support the rationale for the change without benefit of additional or supplemental information;~~
- ~~2. A determination that the change did not reduce the overall conformance of the solidified waste product to existing criteria for solid wastes; and~~
- ~~3. Documentation of the fact that the change has been reviewed and found acceptable by the POC.~~

~~b. Shall become effective upon review and acceptance by the POC.~~

### 6.14 OFFSITE DOSE CALCULATION MANUAL (ODCM)

~~6.14.1 The ODCM shall be approved by the Commission prior to implementation.~~

~~6.14.2 Licensee-initiated changes to the ODCM:~~

~~a. Shall be submitted to the Commission in the Semiannual Radioactive Effluent Release Report for the period in which the change(s) was made effective. This submittal shall contain:~~

- ~~1. Sufficiently detailed information to totally support the rationale for the change without benefit of additional or supplemental information. Information submitted should consist of a package of those pages of the ODCM to be changed with each page numbered and provided with an approval and data box, together with appropriate analyses or evaluations justifying the change(s);~~
- ~~2. A determination that the change will not reduce the accuracy or reliability of dose calculations or seepage determinations; and~~

4

Insert A to page 6-25

- a. Shall be documented and records of reviews performed shall be retained as required by Specification 6.10.3n. This documentation shall contain:
  - 1) Sufficient information to support the change together with the appropriate analyses or evaluations justifying the change(s) and
  - 2) A determination that the change will maintain the overall conformance of the solidified waste product to existing requirements of Federal, State or other applicable regulations.
- b. Shall become effective after review and acceptance by the POC and the approval of the Plant Manager.

Insert B to pages 6-25, 26

- a. Shall be documented and records of reviews performed shall be retained as required by Specification 6.10.3n. This documentation shall contain:
  - 1) Sufficient information to support the change together with the appropriate analyses or evaluations justifying the change(s) and
  - 2) A determination that the change will maintain the level of radioactive effluent control required by 10 CFR 20.106, 40 CFR Part 190, 10 CFR 50.36a, and Appendix I to 10 CFR Part 50 and not adversely impact the accuracy or reliability of effluent, dose or setpoint calculations.
- b. Shall become effective after review and acceptance by the POC and the approval of the Plant Manager.
- c. Shall be submitted to the Commission in the form of a complete, legible copy of the entire ODCM as a part of or concurrent with the Radioactive Effluent Release Report for the period of the report in which any changes to the ODCM was made. Each change shall be identified by markings in the margin of the affected pages, clearly indicating the area of the page that was changed, and shall indicate the date (e.g., month/year) the change was implemented.

—

图 1 图例

## ADMINISTRATIVE CONTROLS

### OFFSITE DOSE CALCULATION MANUAL (ODCM) (Continued)

- ~~2. Documentation of the fact that the change has been reviewed and found acceptable by the POC.~~

- ~~b. Shall become effective upon review and acceptance by the POC.~~

#### 6.15 MAJOR CHANGES TO RADIOACTIVE LIQUID, GASEOUS, AND SOLID WASTE TREATMENT SYSTEMS\*

6.15.1 Licensee-initiated major changes to the radioactive waste systems (liquid, gaseous, and solid):

- a. Shall be reported to the Commission in the Semiannual Radioactive Effluent Release Report for the period in which the evaluation was reviewed by the POC. The discussion of each change shall contain:
1. A summary of the evaluation that led to the determination that the change could be made in accordance with 10 CFR 50.59.
  2. Sufficient detailed information to totally support the reason for the change without benefit of additional or supplemental information;
  3. A detailed description of the equipment, components, and processes involved and the interfaces with other plant systems;
  4. An evaluation of the change, which shows the predicted releases of radioactive materials in liquid and gaseous effluents and/or quantity of solid waste that differ from those previously predicted in the license application and amendments thereto;
  5. An evaluation of the change, which shows the expected maximum exposures to a MEMBER OF THE PUBLIC in the UNRESTRICTED AREA and to the general population that differ from those previously estimated in the license application and amendments thereto;
  6. A comparison of the predicted releases of radioactive materials, in liquid and gaseous effluents and in solid waste, to the actual releases for the period prior to when the changes are to be made;
  7. An estimate of the exposure to plant operating personnel as a result of the change; and
  8. Documentation of the fact that the change was reviewed and found acceptable by the POC.
- b. Shall become effective upon review and acceptance by the POC.

~~\*Licensees may choose to submit the information called for in this specification as part of the annual PSAR update.~~

ODCM Revision as recommended  
by Generic Letter 89-01

Attachment 2



ATTACHMENT 3'

## INDEX

### DEFINITIONS

---

#### SECTION

<u>DEFINITIONS (Continued)</u>	<u>PAGE</u>
1.22 LOGIC SYSTEM FUNCTIONAL TEST.....	1-4
1.23 MAXIMUM FRACTION OF LIMITING POWER DENSITY.....	1-4
1.24 MAXIMUM TOTAL PEAKING FACTOR.....	1-4
1.25 MEMBER(S) OF THE PUBLIC.....	1-4
1.26 MINIMUM CRITICAL POWER RATIO.....	1-4
1.27 OFFSITE DOSE CALCULATION MANUAL.....	1-4
1.28 OPERABLE - OPERABILITY.....	1-5
1.29 OPERATIONAL CONDITION - CONDITION.....	1-5
1.30 PHYSICS TESTS.....	1-5
1.31 PRESSURE BOUNDARY LEAKAGE.....	1-5
1.32 PRIMARY CONTAINMENT INTEGRITY.....	1-5
1.33 PROCESS CONTROL PROGRAM.....	1-6
1.34 PURGE - PURGING.....	1-6
1.35 RATED THERMAL POWER.....	1-6
1.36 REACTOR PROTECTION SYSTEM RESPONSE TIME.....	1-6
1.37 REPORTABLE EVENT.....	1-6
1.38 ROD DENSITY.....	1-6
1.39 SECONDARY CONTAINMENT INTEGRITY.....	1-6
1.40 SHUTDOWN MARGIN.....	1-7
1.41 SITE BOUNDARY.....	1-7
1.42 <del>SOLIDIFICATION</del> <i>Not used</i> .....	1-7
1.43 SOURCE CHECK.....	1-7
1.44 STAGGERED TEST BASIS.....	1-7

三

35

✱

10

14

~~SECRET~~

1 2

✓ 10-20

98

# INDEX

## LIMITING CONDITIONS FOR OPERATION AND SURVEILLANCE REQUIREMENTS

<u>SECTION</u>	<u>PAGE</u>
<u>3/4.3 INSTRUMENTATION</u>	
3/4.3.1 REACTOR PROTECTION SYSTEM INSTRUMENTATION.....	3/4 3-1
3/4.3.2 ISOLATION ACTUATION INSTRUMENTATION.....	3/4 3-10
3/4.3.3 EMERGENCY CORE COOLING SYSTEM ACTUATION INSTRUMENTATION.....	3/4 3-25
3/4.3.4 RECIRCULATION PUMP TRIP ACTUATION INSTRUMENTATION	
ATWS Recirculation Pump Trip System Instrumentation..	3/4 3-37
End-of-Cycle Recirculation Pump Trip System Instrumentation.....	3/4 3-41
3/4.3.5 REACTOR CORE ISOLATION COOLING SYSTEM ACTUATION INSTRUMENTATION.....	3/4 3-47
3/4.3.6 CONTROL ROD BLOCK INSTRUMENTATION.....	3/4 3-52
3/4.3.7 MONITORING INSTRUMENTATION	
Radiation Monitoring Instrumentation.....	3/4 3-58
Seismic Monitoring Instrumentation.....	3/4 3-61
Meteorological Monitoring Instrumentation.....	3/4 3-64
Remote Shutdown Monitoring Instrumentation.....	3/4 3-67
Accident Monitoring Instrumentation.....	3/4 3-70
Source Range Monitors.....	3/4 3-76
Traversing In-Core Probe System.....	3/4 3-77
Loose-Part Detection System.....	3/4 3- <del>82</del> 78
Radioactive Liquid Effluent Monitoring Instrumentation.....	<del>3/4 3-84</del>
Explosive Radioactive Gaseous Effluent Monitoring Instrumentation.....	3/4 3- <del>89</del> 79
3/4.3.8 TURBINE OVERSPEED PROTECTION SYSTEM.....	3/4 3- <del>86</del> 82
3/4.3.9 FEEDWATER SYSTEM/MAIN TURBINE TRIP SYSTEM ACTUATION INSTRUMENTATION.....	3/4 3- <del>98</del> 84

I

## INDEX

### LIMITING CONDITIONS FOR OPERATION AND SURVEILLANCE REQUIREMENTS

<u>SECTION</u>	<u>PAGE</u>
<u>3/4.10 SPECIAL TEST EXCEPTIONS</u>	
3/4.10.1 PRIMARY CONTAINMENT INTEGRITY.....	3/4 10-1
3/4.10.2 ROD SEQUENCE CONTROL SYSTEM.....	3/4 10-2
3/4.10.3 SHUTDOWN MARGIN DEMONSTRATIONS.....	3/4 10-3
3/4.10.4 RECIRCULATION LOOPS.....	3/4 10-4
3/4.10.5 OXYGEN CONCENTRATION.....	3/4 10-5
3/4.10.6 TRAINING STARTUPS.....	3/4 10-6
<u>3/4.11 RADIOACTIVE EFFLUENTS</u>	
3/4.11.1 LIQUID EFFLUENTS	
<del>Concentration.....</del>	<del>3/4 11-1</del>
<del>Dose.....</del>	<del>3/4 11-5</del>
<del>Liquid Radwaste Treatment System.....</del>	<del>3/4 11-6</del>
Liquid Holdup Tanks.....	3/4 11- <del>7</del> 1
3/4 11.2 GASEOUS EFFLUENTS	
<del>Dose Rate.....</del>	<del>3/4 11-8</del>
<del>Dose - Noble Gases.....</del>	<del>3/4 11-12</del>
<del>Dose - Iodine-131, Iodine-133, Tritium, and Radionuclides in Particulate Form.....</del>	<del>3/4 11-13</del>
<del>Gaseous Radwaste Treatment System.....</del>	<del>3/4 11-14</del>
<del>Ventilation Exhaust Treatment System.....</del>	<del>3/4 11-15</del>
Explosive Gas Mixture.....	3/4 11-16 2
Main Condenser.....	3/4 11- <del>17</del> 3
<del>VENTING or PURGING.....</del>	<del>3/4 11-18</del>
<del>3/4 11.3 SOLID RADIOACTIVE WASTE.....</del>	<del>3/4 11-19</del>
<del>3/4 11.4 TOTAL DOSE.....</del>	<del>3/4 11-20</del>
<u>3/4.12 RADIOLOGICAL ENVIRONMENTAL MONITORING</u>	
<del>3/4 12.1 MONITORING PROGRAM.....</del>	<del>3/4 12-1</del>
<del>3/4 12.2 LAND USE CENSUS.....</del>	<del>3/4 12-13</del>
<del>3/4 12.3 INTERLABORATORY COMPARISON PROGRAM.....</del>	<del>3/4 12-14</del>

## INDEX

### BASES

#### SECTION

#### PAGE

#### INSTRUMENTATION (Continued)

##### 3/4.3.7 MONITORING INSTRUMENTATION

Radiation Monitoring Instrumentation..... B 3/4 3-4

Seismic Monitoring Instrumentation..... B 3/4 3-4

Meteorological Monitoring Instrumentation..... B 3/4 3-5

Remote Shutdown Monitoring Instrumentation..... B 3/4 3-5

Accident Monitoring Instrumentation..... B 3/4 3-5

Source Range Monitors..... B 3/4 3-5

Traversing In-Core Probe System..... B 3/4 3-5

Loose-Part Detection System..... B 3/4 3-6

~~Radioactive Liquid Effluent Monitoring  
Instrumentation..... B 3/4 3-6~~

~~EXPLOSIVE~~ ~~Radioactive Gaseous Effluent Monitoring  
Instrumentation..... B 3/4 3-7~~ 6

3/4.3.8 TURBINE OVERSPEED PROTECTION SYSTEM..... B 3/4 3-7 6

3/4.3.9 FEEDWATER SYSTEM/MAIN TURBINE TRIP SYSTEM  
ACTUATION INSTRUMENTATION..... B 3/4 3-7 6

##### 3/4.4 REACTOR COOLANT SYSTEM

3/4.4.1 RECIRCULATION SYSTEM..... B 3/4 4-1

3/4.4.2 SAFETY/RELIEF VALVES..... B 3/4 4-1

##### 3/4.4.3 REACTOR COOLANT SYSTEM LEAKAGE

Leakage Detection Systems..... B 3/4 4-1a

Operational Leakage..... B 3/4 4-2

3/4.4.4 CHEMISTRY..... B 3/4 4-2

3/4.4.5 SPECIFIC ACTIVITY..... B 3/4 4-3

3/4.4.6 PRESSURE/TEMPERATURE LIMITS..... B 3/4 4-4

3/4.4.7 MAIN STEAM LINE ISOLATION VALVES..... B 3/4 4-5

## INDEX

### BASES

#### SECTION

#### PAGE

#### 3/4.10 SPECIAL TEST EXCEPTIONS

3/4.10.1 PRIMARY CONTAINMENT INTEGRITY.....	B 3/4 10-1
3/4.10.2 ROD SEQUENCE CONTROL SYSTEM.....	B 3/4 10-1
3/4.10.3 SHUTDOWN MARGIN DEMONSTRATIONS.....	B 3/4 10-1
3/4.10.4 RECIRCULATION LOOPS.....	B 3/4 10-1
3/4.10.5 OXYGEN CONCENTRATION.....	B 3/4 10-1
3/4.10.6 TRAINING STARTUPS.....	B 3/4 10-1

#### 3/4.11 RADIOACTIVE EFFLUENTS

3/4.11.1 LIQUID EFFLUENTS.....	B 3/4 11-1
3/4.11.2 GASEOUS EFFLUENTS.....	B 3/4 11- <del>X</del> 1
<del>3/4.11.3 SOLID RADWASTE SYSTEM.....</del>	<del>B 3/4 11-5</del>
<del>3/4.11.4 TOTAL DOSE.....</del>	<del>B 3/4 11-6</del>

#### 3/4.12 RADIOLOGICAL ENVIRONMENTAL MONITORING

<del>3/4.12.1 MONITORING PROGRAM.....</del>	<del>B 3/4 12-1</del>
<del>3/4.12.2 LAND USE CENSUS.....</del>	<del>B 3/4 12-1</del>
<del>3/4.12.3 INTERLABORATORY COMPARISON PROGRAM.....</del>	<del>B 3/4 12-2</del>





INDEXADMINISTRATIVE CONTROLS

<u>SECTION</u>	<u>PAGE</u>
<u>CORPORATE NUCLEAR SAFETY REVIEW BOARD (Continued)</u>	
MEETING FREQUENCY.....	6-11
QUORUM.....	6-11
REVIEW.....	6-11
AUDITS.....	6-12
RECORDS.....	6-13
<u>6.6 REPORTABLE OCCURRENCE ACTION.....</u>	6-13
<u>6.7 SAFETY LIMIT VIOLATION.....</u>	6-14
<u>6.8 PROCEDURES AND PROGRAMS.....</u>	6-14
<u>6.9 REPORTING REQUIREMENTS.....</u>	6-16
6.9.1 ROUTINE REPORTS AND REPORTABLE OCCURRENCES.....	6-16
STARTUP REPORT.....	6-16
ANNUAL REPORTS.....	6-16
MONTHLY OPERATING REPORTS.....	6-17
REPORTABLE OCCURENCES.....	6-17
PROMPT NOTIFICATION WITH WRITTEN FOLLOWUP.....	6-17
THIRTY DAY WRITTEN REPORTS.....	6-18
ANNUAL RADIOLOGICAL ENVIRONMENTAL OPERATING REPORT...	6-18
<del>SEMI-ANNUAL</del> RADIOACTIVE EFFLUENT RELEASE REPORT.....	6-19
6.9.2 SPECIAL REPORTS.....	6-20
6.9.3 CORE OPERATING LIMITS REPORT.....	6-20
<u>6.10 RECORD RETENTION.....</u>	6-22
<u>6.11 RADIATION PROTECTION PROGRAM.....</u>	6-24
<u>6.12 HIGH RADIATION AREA.....</u>	6-24
<u>6.13 PROCESS CONTROL PROGRAM.....</u>	6-25
<u>6.14 OFFSITE DOSE CALCULATION MANUAL.....</u>	6-25
<u>6.15 MAJOR CHANGES TO RADIOACTIVE LIQUID, GASEOUS, AND SOLID WASTE TREATMENT SYSTEMS.....</u>	<del>6-26</del>



# INDEX

## LIST OF TABLES (Continued)

<u>TABLE</u>	<u>PAGE</u>
3.3.7.5-1 ACCIDENT MONITORING INSTRUMENTATION.....	3/4 3-71
4.3.7.5-1 ACCIDENT MONITORING INSTRUMENTATION SURVEILLANCE REQUIREMENTS.....	3/4 3-74
<del>3.3.7.11-1 RADIOACTIVE LIQUID EFFLUENT MONITORING INSTRUMENTATION.....</del>	<del>3/4 3-85</del>
<del>4.3.7.11-1 RADIOACTIVE LIQUID EFFLUENT MONITORING INSTRUMENTATION SURVEILLANCE REQUIREMENTS.....</del>	<del>3/4 3-87</del>
3.3.7.12-1 <del>RADIOACTIVE LIQUID EFFLUENT</del> <sup>EXPLOSIVE</sup> MONITORING INSTRUMENTATION.....	3/4 3- <del>88</del> 80
4.3.7.12-1 <del>RADIOACTIVE LIQUID EFFLUENT</del> <sup>EXPLOSIVE</sup> MONITORING INSTRUMENTATION SURVEILLANCE REQUIREMENTS.....	3/4 3- <del>88</del> 81
3.3.9-1 FEEDWATER SYSTEM/MAIN TURBINE TRIP SYSTEM ACTUATION INSTRUMENTATION.....	3/4 3- <del>89</del> 85
3.3.9-2 FEEDWATER SYSTEM/MAIN TURBINE TRIP SYSTEM ACTUATION INSTRUMENTATION SETPOINTS.....	3/4 3- <del>100</del> 86
4.3.9.1-1 FEEDWATER SYSTEM/MAIN TURBINE TRIP SYSTEM ACTUATION INSTRUMENTATION SURVEILLANCE REQUIREMENTS.....	3/4 3- <del>101</del> 87
3.4.3.2-1 REACTOR COOLANT SYSTEM PRESSURE ISOLATION VALVES.....	3/4 4-11
3.4.3.2-2 REACTOR COOLANT SYSTEM INTERFACE VALVES LEAKAGE PRESSURE MONITORS.....	3/4 4-11
3.4.4-1 REACTOR COOLANT SYSTEM CHEMISTRY LIMITS.....	3/4 4-14
4.4.5-1 PRIMARY COOLANT SPECIFIC ACTIVITY SAMPLE AND ANALYSIS PROGRAM.....	3/4 4-17

## INDEX

### LIST OF TABLES (Continued)

<u>TABLE</u>		<u>PAGE</u>
4.4.6.1.3-1	REACTOR VESSEL MATERIAL SURVEILLANCE PROGRAM-- WITHDRAWAL SCHEDULE .....	3/4 4-22
3.6.3-1	PRIMARY CONTAINMENT ISOLATION VALVES.....	3/4 6-21
3.6.5.2-1	SECONDARY CONTAINMENT VENTILATION SYSTEM AUTOMATIC ISOLATION VALVES.....	3/4 6-39
3.7.8-1	AREA TEMPERATURE MONITORING .....	3/4 7-31
4.8.1.1.2-1	DIESEL GENERATOR TEST SCHEDULE .....	3/4 8-9
4.8.2.1-1	BATTERY SURVEILLANCE REQUIREMENTS .....	3/4 8-14
3.8.4.2-1	PRIMARY CONTAINMENT PENETRATION CONDUCTOR OVERCURRENT PROTECTIVE DEVICES .....	3/4 8-23
3.8.4.3-1	MOTOR-OPERATED VALVES THERMAL OVERLOAD PROTECTION .....	3/4 8-26
<del>4.11-1</del>	<del>RADIOACTIVE LIQUID WASTE SAMPLING AND ANALYSIS PROGRAM .....</del>	<del>3/4 11-2</del>
<del>4.11-2</del>	<del>RADIOACTIVE GASEOUS WASTE SAMPLING AND ANALYSIS PROGRAM .....</del>	<del>3/4 11-9</del>
<del>3.12-1</del>	<del>RADIOLOGICAL ENVIRONMENTAL MONITORING PROGRAM ....</del>	<del>3/4 12-3</del>
<del>3.12-2</del>	<del>REPORTING LEVELS FOR RADIOACTIVITY CONCENTRATIONS IN ENVIRONMENTAL SAMPLES .....</del>	<del>3/4 12-9</del>
<del>4.12-1</del>	<del>DETECTION CAPABILITIES FOR ENVIRONMENTAL SAMPLE ANALYSIS .....</del>	<del>3/4 12-10</del>

## INDEX

### LIST OF TABLES (Continued)

<u>TABLE</u>		<u>PAGE</u>
B3/4.4.6-1	REACTOR VESSEL TOUGHNESS .....	B 3/4 4-6
5.7.1-1	COMPONENT CYCLIC OR TRANSIENT LIMITS .....	5-7
6.2.2-1	MINIMUM SHIFT CREW COMPOSITION - SINGLE UNIT FACILITY .....	6-6

move to  
page xxiv



①  
 ②  
 ③  
 ④

1

3

• • •

— ३० —



## DEFINITIONS

### END OF CYCLE (EOC)

1.12A The END-OF-CYCLE (EOC) shall be the core exposure at which rated thermal power, rated core flow, and rated feedwater temperature would all be achieved if all control rods were fully withdrawn.

### END-OF-CYCLE RECIRCULATION PUMP TRIP SYSTEM RESPONSE TIME

1.13 The END-OF-CYCLE RECIRCULATION PUMP TRIP SYSTEM RESPONSE TIME shall be that time interval to energization of the recirculation pump circuit breaker trip coil from when the monitored parameter exceeds its trip setpoint at the channel sensor of the associated:

- a. Turbine throttle valves channel sensor contact opening, and
- b. Turbine governor valves initiation of valve fast closure.

The response time may be measured by any series of sequential, overlapping or total steps such that the entire response time is measured.

### FINAL FEEDWATER TEMPERATURE REDUCTION (FFTR)

1.13A FINAL FEEDWATER TEMPERATURE REDUCTION (FFTR) shall be operation at or beyond EOC for the purpose of extending the normal fuel cycle by plant operation with a final feedwater temperature reduced from the normal rated power temperature condition.

### FRACTION OF LIMITING POWER DENSITY

1.14 The FRACTION OF LIMITING POWER DENSITY (FLPD) shall be the LHGR existing at a given location divided by the specified LHGR limit for that bundle type.

### FRACTION OF RATED THERMAL POWER

1.15 The FRACTION OF RATED THERMAL POWER (FRTP) shall be the measured THERMAL POWER divided by the RATED THERMAL POWER.

### FREQUENCY NOTATION

1.16 The FREQUENCY NOTATION specified for the performance of Surveillance Requirements shall correspond to the intervals defined in Table 1.1.

### GASEOUS RADWASTE TREATMENT SYSTEM

1.17 ~~A GASEOUS RADWASTE TREATMENT SYSTEM shall be any system designed and installed to reduce radioactive gaseous effluents by collecting primary coolant system offgases from the primary system and providing for delay or holdup for the purpose of reducing the total radioactivity prior to release to the environment.~~

### IDENTIFIED LEAKAGE

1.18 IDENTIFIED LEAKAGE shall be:

- a. Leakage into collection systems, such as pump seal or valve packing leaks, that is captured and conducted to a sump or collecting tank, or
- b. Leakage into the containment atmosphere from sources that are both specifically located and known either not to interfere with the operation of the leakage detection systems or not to be PRESSURE BOUNDARY LEAKAGE.

### ISOLATION SYSTEM RESPONSE TIME

1.19 The ISOLATION SYSTEM RESPONSE TIME shall be that time interval from when the monitored parameter exceeds its isolation actuation setpoint at the channel sensor until the isolation valves travel to their required positions. Times shall include diesel generator starting and sequence loading delays where applicable. The response time may be measured by any series of sequential, overlapping or total steps such that the entire response time is measured.

Not  
Used

## DEFINITIONS

### LIMITING CONTROL ROD PATTERN

- 1.20 A LIMITING CONTROL ROD PATTERN shall be a pattern which results in the core being on a thermal hydraulic limit, i.e., operating on a limiting value for APLHGR, LHGR, or MCPR.

### LINEAR HEAT GENERATION RATE

- 1.21 LINEAR HEAT GENERATION RATE (LHGR) shall be the heat generation per unit length of fuel rod. It is the integral of the heat flux over the heat transfer area associated with the unit length.

### LOGIC SYSTEM FUNCTIONAL TEST

- 1.22 A LOGIC SYSTEM FUNCTIONAL TEST shall be a test of all logic components, i.e., all relays and contacts, all trip units, solid state logic elements, etc, of a logic circuit, from sensor through and including the actuated device, to verify OPERABILITY. The LOGIC SYSTEM FUNCTIONAL TEST may be performed by any series of sequential, overlapping or total system steps such that the entire logic system is tested.

### MAXIMUM FRACTION OF LIMITING POWER DENSITY

- 1.23 The MAXIMUM FRACTION OF LIMITING POWER DENSITY (MFLPD) shall be highest value of the FLPD which exists in the core.

### MAXIMUM TOTAL PEAKING FACTOR

- 1.24 The MAXIMUM TOTAL PEAKING FACTOR (MTPF) shall be the largest TPF which exists in the core for a given class of fuel for a given operating condition.

### MEMBER(S) OF THE PUBLIC

- 1.25 MEMBER(S) OF THE PUBLIC shall include all persons who are not occupationally associated with the plant. This category does not include employees of the utility, its contractors or vendors. Also excluded from this category are persons who enter the site to service equipment or to make deliveries. This category does include persons who use portions of the site for recreational, occupational or other purposes not associated with the plant.

### MINIMUM CRITICAL POWER RATIO

- 1.26 The MINIMUM CRITICAL POWER RATIO (MCPR) shall be the smallest CPR which exists in the core.

### OFFSITE DOSE CALCULATION MANUAL

- 1.27 The OFFSITE DOSE CALCULATION MANUAL (ODCM) shall contain the current methodology and parameters used in the calculation of offsite doses due to radioactive gaseous and liquid effluents in the calculation of gaseous and liquid effluent monitoring alarm/trip setpoints and in the conduct of the environmental radiological monitoring program.

— insert



Insert to page 1-4

The ODCM shall also contain (1) the Radioactive Effluent Controls and Radiological Environmental Monitoring Programs required by Section 6.8.3, and (2) descriptions of the information that should be included in the Radioactive Effluent Release Reports required by Specifications 6.9.1.10 and 6.9.1.11.

1

2

3

4

5

6

7

8

9

10

11

12

13

14

15

16

17

18

19

20

21

22

23

24

25

26

27

28

29

30

31

32

33

34

35

36

37

38

39

40

41

42

43

44

## DEFINITIONS

### OPERABLE - OPERABILITY

- 1.28 A system, subsystem, train, component or device shall be OPERABLE or have OPERABILITY when it is capable of performing its specified function(s) and when all necessary attendant instrumentation, controls, electrical power, cooling or seal water, lubrication or other auxiliary equipment that are required for the system, subsystem, train, component or device to perform its function(s) are also capable of performing their related support function(s).

### OPERATIONAL CONDITION - CONDITION

- 1.29 An OPERATIONAL CONDITION, i.e., CONDITION, shall be any one inclusive combination of mode switch position and average reactor coolant temperature as specified in Table 1.2.

### PHYSICS TESTS

- 1.30 PHYSICS TESTS shall be those tests performed to measure the fundamental nuclear characteristics of the reactor core and related instrumentation as (1) described in Chapter 14 of the FSAR, (2) authorized under the provisions of 10 CFR 50.59, or (3) otherwise approved by the Commission.

### PRESSURE BOUNDARY LEAKAGE

- 1.31 PRESSURE BOUNDARY LEAKAGE shall be leakage through a non-isolable fault in a reactor coolant system component body, pipe wall, or vessel wall.

### PRIMARY CONTAINMENT INTEGRITY

- 1.32 PRIMARY CONTAINMENT INTEGRITY shall exist when:

- a. All primary containment penetrations required to be closed during accident conditions are either:
  1. Capable of being closed by an OPERABLE primary containment automatic isolation system, or
  2. Closed by at least one manual valve, blind flange, or deactivated automatic valve secured in its closed position, except as provided in Table 3.6.3-1 of Specification 3.6.3.
- b. All primary containment equipment hatches are closed and sealed.
- c. Each primary containment air lock is in compliance with the requirements of Specification 3.6.1.3.
- d. The primary containment leakage rates are within the limits of Specification 3.6.1.2.
- e. The suppression chamber is in compliance with the requirements of Specification 3.6.2.1.
- f. The sealing mechanism associated with each primary containment penetration; e.g., welds, bellows, or O-rings, is OPERABLE.

## DEFINITIONS

### PROCESS CONTROL PROGRAM

1.33 The PROCESS CONTROL PROGRAM (PCP) shall contain <sup>insert</sup> ~~the sampling, analysis, and formulation determination by which SOLIDIFICATION of radioactive wastes from liquid systems is assured.~~

### PURGE - PURGING

1.34 PURGE or PURGING shall be the controlled process of discharging air or gas from a confinement to maintain temperature, pressure, humidity, concentration or other operating condition, in such a manner that replacement air or gas is required to purify the confinement.

### RATED THERMAL POWER

1.35 RATED THERMAL POWER shall be a total reactor core heat transfer rate to the reactor coolant of 3323 MWt.

### REACTOR PROTECTION SYSTEM RESPONSE TIME

1.36 REACTOR PROTECTION SYSTEM RESPONSE TIME shall be the time interval from when the monitored parameter exceeds its trip setpoint at the channel sensor until deenergization of the scram pilot valve solenoids. The response time may be measured by any series of sequential, overlapping, or total steps such that the entire response time is measured.

### REPORTABLE EVENT

1.37 A REPORTABLE EVENT shall be any of those conditions specified in Section 50.73 to 10 CFR Part 50.

### ROD DENSITY

1.38 ROD DENSITY shall be the number of control rod notches inserted as a fraction of the total number of control rod notches. All rods fully inserted is equivalent to 100% ROD DENSITY.

### SECONDARY CONTAINMENT INTEGRITY

1.39 SECONDARY CONTAINMENT INTEGRITY shall exist when:

- a. All secondary containment penetrations required to be closed during accident conditions are either:
  1. Capable of being closed by an OPERABLE secondary containment automatic isolation system, or
  2. Closed by at least one manual valve, blind flange, or deactivated automatic valve secured in its closed position.
- b. All secondary containment hatches and blowout panels are closed and sealed.
- c. The standby gas treatment system is in compliance with the requirements of Specification 3.6.5.3.

Insert to page 1-6

1.33 The PROCESS CONTROL PROGRAM (PCP) shall contain the current formulas, sampling, analyses, test and determinations to be made to ensure that processing and packaging of solid radioactive wastes based on demonstrated processing of actual or simulated wet solid wastes will be accomplished in such a way as to assure compliance with 10 CFR Parts 20, 61 and 71, State regulations, burial ground requirements, and other requirements governing the disposal of solid radioactive waste.

## DEFINITIONS

### SECONDARY CONTAINMENT INTEGRITY (Continued)

- d. At least one door in each access to the secondary containment is closed.
- e. The sealing mechanism associated with each secondary containment penetration, e.g., welds, bellows, or O-rings, is OPERABLE.
- f. The pressure within the secondary containment is less than or equal to the value required by Specification 4.6.5.1.a.

### SHUTDOWN MARGIN

- 1.40 SHUTDOWN MARGIN shall be the amount of reactivity by which the reactor is subcritical or would be subcritical assuming all control rods are fully inserted except for the single control rod of highest reactivity worth which is assumed to be fully withdrawn and the reactor is in the shutdown condition; cold, i.e., 68°F; and xenon free.

### SITE BOUNDARY

- 1.41 The SITE BOUNDARY shall be that line beyond which the land is not owned, leased, or otherwise controlled by the licensee.

### SOLIDIFICATION

Not Used

- 1.42 ~~SOLIDIFICATION shall be the conversion of radioactive wastes from liquid systems to a homogeneous (uniformly distributed), monolithic, immobilized solid with definite volume and shape, bounded by a stable surface of distinct outline on all sides (free-standing).~~

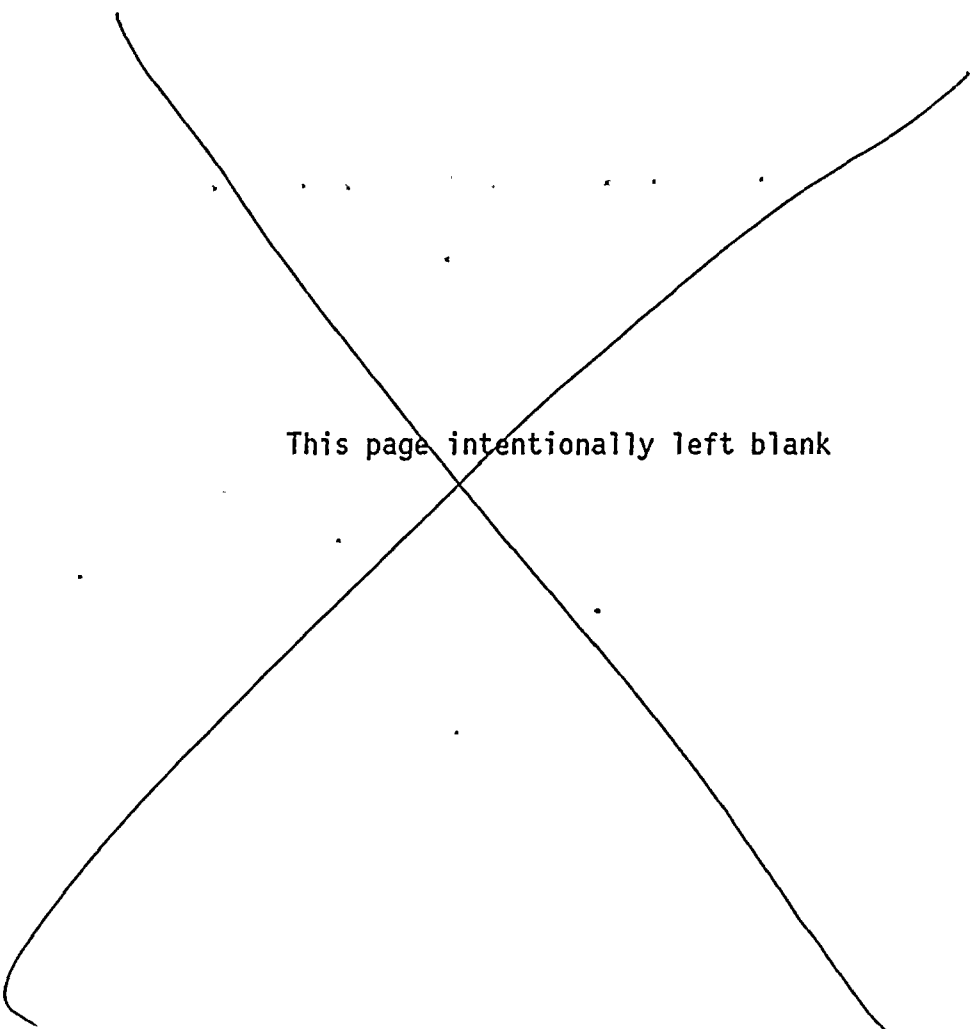
### SOURCE CHECK

- 1.43 A SOURCE CHECK shall be the qualitative assessment of channel response when the channel sensor is exposed to a radioactive source.

### STAGGERED TEST BASIS


- 1.44 A STAGGERED TEST BASIS shall consist of:
- a. A test schedule for n systems, subsystems, trains, or other designated components obtained by dividing the specified test interval into n equal subintervals.
  - b. The testing of one system, subsystem, train, or other designated component at the beginning of each subinterval.

This page intentionally blank




This page intentionally left blank

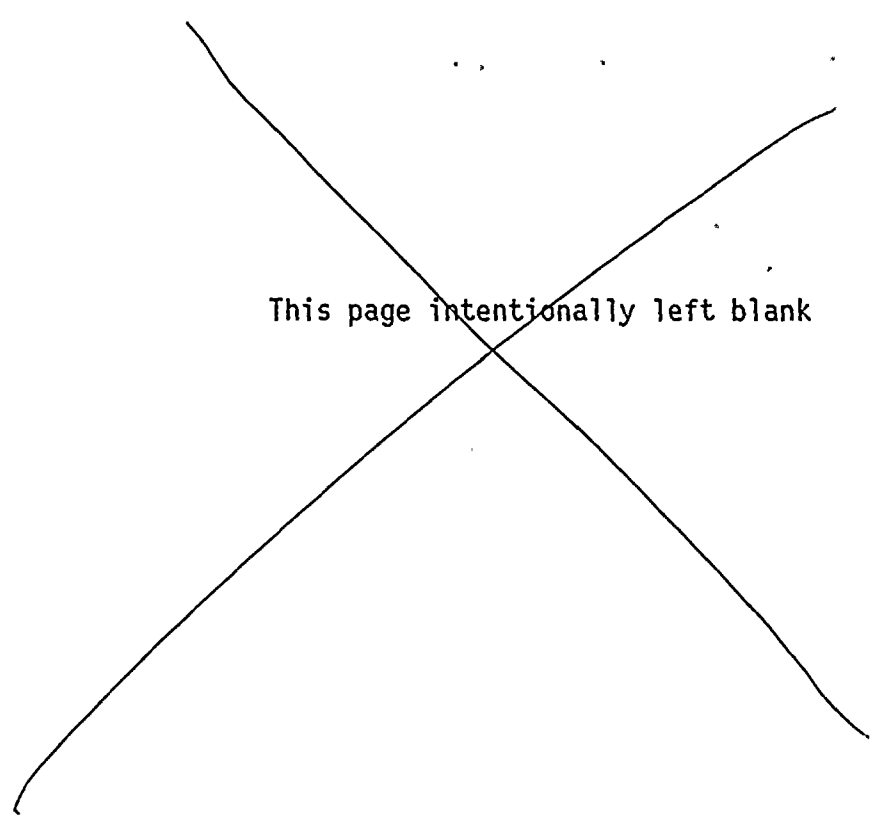




This page intentionally left blank



This page intentionally left blank



This page intentionally left blank



## INSTRUMENTATION

### LOOSE-PART DETECTION SYSTEM

#### LIMITING CONDITION FOR OPERATION

---

3.3.7.10 The loose-part detection system shall be OPERABLE.

APPLICABILITY: OPERATIONAL CONDITIONS 1 and 2.

ACTION:

- a. With one or more loose-part detection system channels inoperable for more than 30 days, in lieu of any other report required by Specification 6.9.1, prepare and submit a Special Report to the Commission pursuant to Specification 6.9.2 within the next 10 days outlining the cause of the malfunction and the plans for restoring the channel(s) to OPERABLE status.
- b. The provisions of Specifications 3.0.3 and 3.0.4 are not applicable.

#### SURVEILLANCE REQUIREMENTS

---

4.3.7.10 Each channel of the loose-part detection system shall be demonstrated OPERABLE by performance of a:

- a. CHANNEL CHECK at least once per 24 hours,
- b. CHANNEL FUNCTIONAL TEST at least once per 31 days, and
- c. CHANNEL CALIBRATION at least once per 18 months.

## INSTRUMENTATION

### RADIOACTIVE LIQUID EFFLUENT MONITORING INSTRUMENTATION

#### LIMITING CONDITION FOR OPERATION

3.3.7.11 The radioactive liquid effluent monitoring instrumentation channels shown in Table 3.3.7.11-1 shall be OPERABLE with their alarm/trip setpoints set to ensure that the limits of Specification 3.11.1.1 are not exceeded. The alarm/trip setpoints of these channels shall be determined and adjusted in accordance with the methodology and parameters described in the OFFSITE DOSE CALCULATION MANUAL (ODCM).

APPLICABILITY: At all times.

#### ACTION:

- a. With a radioactive liquid effluent monitoring instrumentation channel alarm/trip setpoint less conservative than required by the above specification, immediately suspend the release of radioactive liquid effluents monitored by the affected channel or declare the channel inoperable.
- b. With less than the minimum number of radioactive liquid effluent monitoring instrumentation channels OPERABLE, take the ACTION shown in Table 3.3.7.11-1. Restore the inoperable instrumentation to OPERABLE status within the time specified in the ACTION or, in lieu of a Licensee Event Report, explain why this inoperability was not corrected within the time specified in the next Semiannual Radioactive Effluent Release Report.
- c. The provisions of Specifications 3.0.3, 3.0.4, and 6.9.1.9b. are not applicable.

#### SURVEILLANCE REQUIREMENTS

4.3.7.11 Each radioactive liquid effluent monitoring instrumentation channel shall be demonstrated OPERABLE by performance of the CHANNEL CHECK, SOURCE CHECK, CHANNEL CALIBRATION, and CHANNEL FUNCTIONAL TEST operations at the frequencies shown in Table 4.3.7.11-1.

TABLE 3.3.7.11-1RADIOACTIVE LIQUID EFFLUENT MONITORING INSTRUMENTATION

<u>INSTRUMENT</u>	<u>MINIMUM CHANNELS OPERABLE</u>	<u>ACTION</u>
1. GROSS RADIOACTIVITY MONITORS PROVIDING ALARM AND AUTOMATIC TERMINATION OF RELEASE		
a. Liquid Radwaste Effluent Line	1	100
b. Turbine Building Sump	1/Sump	101
2. GROSS RADIOACTIVITY MONITORS PROVIDING ALARM BUT NOT PROVIDING AUTOMATIC TERMINATION OF RELEASE		
a. Service Water System Effluent Line	1	101
b. RHR Service Water System Effluent Line	1/Loop	101
3. FLOW RATE MEASUREMENT DEVICES		
a. Liquid Radwaste Effluent Line	1	102
b. Plant Discharge-Blowdown Line	1	102

TABLE 3.3.7.11-1 (Continued)

ACTION STATEMENTS

- ACTION 100 - With the number of channels OPERABLE less than required by the Minimum Channels OPERABLE requirements, effluent releases via this pathway may continue for up to 30 days provided that prior to initiating a release:
- At least two independent samples of the batch are analyzed in accordance with Specifications 4.11.1.1.1 and 4.11.1.1.2, and
  - At least two technically qualified members of the facility staff independently verify the release rate calculations and the discharge valve lineup;
- Otherwise, suspend release of radioactive effluents via this pathway.
- ACTION 101 - With the number of channels OPERABLE less than required by the Minimum Channels OPERABLE requirement, effluent releases via this pathway may continue for up to 30 days provided that, at least once per 12 hours, grab samples are collected and are analyzed for gross radioactivity (beta or gamma) at a limit of detection of at least  $10^{-7}$  microcurie/mL.
- ACTION 102 - With the number of channels OPERABLE less than required by the Minimum Channels OPERABLE requirement, effluent releases via this pathway may continue for up to 30 days provided that the flow rate is estimated at least once per 4 hours during actual releases. Pump performance curves generated in place may be used to estimate flow.



TABLE 4.3.7.11-1

RADIOACTIVE LIQUID EFFLUENT MONITORING INSTRUMENTATION SURVEILLANCE REQUIREMENTS

<u>INSTRUMENT</u>	<u>CHANNEL CHECK</u>	<u>SOURCE CHECK</u>	<u>CHANNEL CALIBRATION</u>	<u>CHANNEL FUNCTIONAL TEST</u>
1. GROSS RADIOACTIVITY MONITORS PROVIDING ALARM AND AUTOMATIC TERMINATION OF RELEASE				
a. Liquid Radwaste Effluent Line	D	P	R(3)	Q(1)
b. Turbine Building Sump	D	M	R(3)	Q(5)
2. GROSS RADIOACTIVITY MONITORS PROVIDING ALARM BUT NOT PROVIDING AUTOMATIC TERMINATION OF RELEASE				
a. Service Water System Effluent Line	D	M	R(3)	Q(2)
b. RHR Service Water System Effluent Line	D	M	R(3)	Q(2)
3. FLOW RATE MEASUREMENT DEVICES				
a. Liquid Radwaste Effluent Line	D(4)	N.A.	R	Q
b. Plant Discharge-Blowdown Line	D(4)	N.A.	R	Q

TABLE 4.3.7.11-1 (Continued)

TABLE NOTATIONS

- (1) The CHANNEL FUNCTIONAL TEST shall also demonstrate that automatic isolation of this pathway and control room alarm annunciation occurs if any of the following conditions exists:
  1. Instrument indicates measured levels above the alarm/trip setpoint.
  2. High voltage abnormally low.
  3. Instrument indicates a downscale failure.
  4. Instrument controls not set in operate mode.
- (2) The CHANNEL FUNCTIONAL TEST shall also demonstrate that control room alarm annunciation occurs if any of the following conditions exists:
  1. Instrument indicates measured levels above the alarm setpoint.
  2. Instrument indicates a downscale failure.
  3. Instrument controls not set in operate mode.
- (3) The initial CHANNEL CALIBRATION shall be performed using one or more reference standards certified by the National Bureau of Standards (NBS) or using standards that have been obtained from suppliers that participate in measurement assurance activities with NBS. These standards shall permit calibrating the system. For subsequent CHANNEL CALIBRATION, sources that have been related to the initial calibration shall be used.
- (4) CHANNEL CHECK shall consist of verifying indication of flow during periods of release. CHANNEL CHECK shall be made at least once per 24 hours when continuous, periodic, or batch releases are made.
- (5) The CHANNEL FUNCTIONAL TEST shall also demonstrate that automatic isolation of this pathway and control room alarm annunciation occurs if any of the following conditions exists:
  1. Instrument indicates measured levels above the alarm/trip setpoint.
  2. High voltage abnormally low.
  3. Instrument indicates a downscale failure.

## INSTRUMENTATION

### EXPLOSIVE

### RADIOACTIVE GASEOUS EFFLUENT MONITORING INSTRUMENTATION

#### LIMITING CONDITION FOR OPERATION

3.3.7.12 The <sup>explosive</sup> ~~radioactive gaseous effluent~~ monitoring instrumentation channels shown in Table 3.3.7.12-1 shall be OPERABLE with their alarm/trip setpoints set to ensure that the limits of Specification 3.11.2.3 are not exceeded. ~~The alarm/trip setpoint of these channels shall be determined in accordance with the methodology and parameters described in the ODCM.~~

APPLICABILITY: As shown in Table 3.3.7.12-1.

#### ACTION:

- a. With <sup>an explosive</sup> ~~a radioactive gaseous effluent~~ monitoring instrumentation channel alarm/trip setpoint less conservative than required ~~by the above specification~~, immediately initiate action to suspend the release of ~~radioactive~~ gaseous effluents monitored by the affected channel or change the setpoint so it is acceptably conservative or declare the channel inoperable.
- b. With less than the minimum number of <sup>explosive</sup> ~~radioactive gaseous effluent~~ monitoring instrumentation channels OPERABLE, take the ACTION shown in Table 3.3.7.12-1. Restore the inoperable instrumentation to OPERABLE status within the time specified in the ACTION ~~or, in lieu of a Licensee Event Report, explain why this inoperability was not corrected within the time specified in the next Semiannual Radioactive Effluent Release Report.~~
- c. The provisions of Specifications 3.0.3, <sup>and</sup> 3.0.4, ~~and 6.9.1.9b~~ are not applicable.

#### SURVEILLANCE REQUIREMENTS

4.3.7.12 Each <sup>explosive</sup> ~~radioactive gaseous effluent~~ monitoring instrumentation channel shall be demonstrated OPERABLE by performance of the CHANNEL CHECK, SOURCE CHECK, CHANNEL CALIBRATION, and CHANNEL FUNCTIONAL TEST operations at the frequencies shown in Table 4.3.7.12-1.

and if unsuccessful prepare and Submit a Special Report to the Commission pursuant to Specification 6.9.2 to explain why this inoperability was not corrected in a timely manner.

TABLE 3.3.7.12-1

RADIOACTIVE GASEOUS EFFLUENT MONITORING INSTRUMENTATION

<u>INSTRUMENT</u>	<u>MINIMUM CHANNELS OPERABLE</u>	<u>APPLICABILITY</u>	<u>ACTION</u>
1. Main Condenser Offgas Post-Treatment Radiation Monitor			
a. Gross Gamma Detection Alarm and Automatic Isolation of the Offgas System Outlet and Drain Valves	1	**	110
2. Main Condenser Offgas Pre-Treatment Radiation Monitor			
a. Gamma Sensitive Ion-Chamber Located Upstream of Holdup Line	1	**	114
3. Main Plant Vent Release Monitor			
a. Noble Gas Activity Monitor			
1) Low Range	1	*	110
2) Intermediate Range	1	*	110
b. Iodine Sampler	1	*	112
c. Particulate Sampler	1	*	112
d. Effluent System Flow Rate Monitor	1	*	113
e. Sampler Flow Rate Monitor	1	*	113
4. Turbine Building Ventilation Exhaust Monitor			
a. Noble Gas Activity Monitor			
1) Low Range	1	*	110
2) Intermediate Range	1	*	110
b. Iodine Sampler	1	*	112
c. Particulate Sampler	1	*	112
d. Effluent System Flow Rate Monitor	1	*	113
e. Sampler Flow Rate Monitor	1	*	113

TABLE 3.3.7.12-1 ~~(Continued)~~~~EXPLOSIVE~~~~RADIOACTIVE GASEOUS EFFLUENT~~ MONITORING INSTRUMENTATION

<u>INSTRUMENT</u>	<u>MINIMUM CHANNELS OPERABLE</u>	<u>APPLICABILITY</u>	<u>ACTION</u>
5. <del>Radwaste Building Ventilation Exhaust</del>			
a. <del>Hoble Gas Activity Monitor</del>			
1) <del>Low Range</del>	1	*	110
2) <del>Intermediate Range</del>	1	*	110
b. <del>Iodine Sampler</del>	1	*	112
c. <del>Particulate Sampler</del>	1	*	112
d. <del>Effluent System Flow Rate Measurement     Device #</del>	1	*	115
e. <del>Sampler Flow Rate Monitor</del>	1	*	113
1-8. Main Condenser Off-Gas Treatment Explosive Gas Monitoring System			
a. Hydrogen Monitor	2	*X	111

\*X\*During main condenser offgas treatment system operation.

ACTION 111 - With the number of channels OPERABLE less than required by the Minimum Channels OPERABLE requirement, operation of main condenser offgas treatment system may continue for up to 30 days provided that grab samples are collected at least once per 4 hours and analyzed within the following 4 hours. If the recombiner temperature remains constant and THERMAL POWER has not changed, the grab sample collection frequency may be changed to 8 hours.

TABLE 3.3.7.12-1 (Continued)

~~TABLE NOTATIONS~~

~~\*At all times.~~

~~\*\*During main condenser offgas treatment system operation.~~

~~#Radwaste Building Ventilation Exhaust fan. There are 3 fans; WEA-FN-1A, WEA-FN-1B and WEA-FN-1C.~~

ACTION STATEMENTS

~~ACTION 110 - With the number of channels OPERABLE less than required by the Minimum Channels OPERABLE requirement, effluent releases via this pathway may continue for up to 30 days provided that grab samples are taken at least once per 8 hours and analyzed for noble gas gamma emitters within 24 hours.~~

~~ACTION 111 - With the number of channels OPERABLE less than required by the Minimum Channels OPERABLE requirement, operation of main condenser offgas treatment system may continue for up to 30 days provided that grab samples are collected at least once per 4 hours and analyzed within the following 4 hours. If the recombiner temperature remains constant and THERMAL POWER has not changed, the grab sample collection frequency may be changed to 8 hours.~~

~~ACTION 112 - With the number of channels OPERABLE less than required by the Minimum Channels OPERABLE requirement, effluent releases via this pathway may continue for up to 30 days provided that within 4 hours after the channel has been declared inoperable samples are continuously collected with auxiliary sampling equipment as required in Table 4.11-2.~~

~~ACTION 113 - With the number of channels OPERABLE less than required by the Minimum Channels OPERABLE requirement, effluent releases via this pathway may continue for up to 30 days provided that the flow rate is estimated at least once per 4 hours.~~

~~ACTION 114 - With the number of channels operable less than required by the Minimum Channels OPERABLE requirement, gases from the main condenser offgas treatment system may be released to the environment for up to 72 hours provided:~~

- ~~a. The offgas treatment system is not bypassed, and~~
- ~~b. The offgas post-treatment monitor used in a pretreatment function shall be OPERABLE.\*~~

~~ACTION 115 - With the number of channels OPERABLE less than required by the Minimum Channels OPERABLE requirement, effluent releases via this pathway shall be terminated.~~

~~\*With the offgas post-treatment monitor in a pretreatment function unavailable or inoperable, install a temporary replacement ionization chamber for the pretreatment monitor or be in HOT STANDBY within the following 12 hours.~~

TABLE 4.3.7.12-1

RADIOACTIVE GASEOUS EFFLUENT MONITORING INSTRUMENTATION SURVEILLANCE REQUIREMENTS

<u>INSTRUMENT</u>	<u>CHANNEL CHECK</u>	<u>SOURCE CHECK</u>	<u>CHANNEL CALIBRATION</u>	<u>CHANNEL FUNCTIONAL TEST</u>	<u>MODES IN WHICH SURVEILLANCE IS REQUIRED</u>
1. Main Condenser Offgas Post-Treatment Radiation Monitor					
a. Gross gamma detector alarm and automatic isolation of the offgas system outlet and drain valves	D	D	R(2)	Q(1)	**
2. Main Condenser Offgas Pre-Treatment Radiation Monitor					
a. Gamma sensitive ion chamber located upstream of holdup line	D	M	R(2)	Q(1)	**
3. Main Plant Release Monitor					
a. Noble Gas Activity Monitor					
1) Low Range	D	M	R(2)	Q(1)	*
2) Intermediate Range	D	M	R(2)	Q(7)	*
b. Iodine Sampler	W	N.A.	N.A.	N.A.	*
c. Particulate Sampler	W	N.A.	N.A.	N.A.	*
d. Effluent System Flow Rate Monitor	D	N.A.	R	Q	*
e. Sampler Flow Rate Monitor	D	N.A.	R	Q	*
4. Turbine Building Ventilation Exhaust Monitor					
a. Noble Gas Activity Monitor					
1) Low Range	D	M	R(2)	Q(1)	*
2) Intermediate Range	D	M	R(2)	Q(7)	*
b. Iodine Sampler	W	N.A.	N.A.	N.A.	*
c. Particulate Sampler	W	N.A.	N.A.	N.A.	*
d. Effluent System Flow Rate Monitor	D	N.A.	R	Q	*
e. Sampler Flow Rate Monitor	D	N.A.	R	Q	*

~~EXPLOSIVE~~~~RADIOACTIVE GASES EFFLUENT~~

TABLE 4.3.7.12-1 (Continued)

## MONITORING INSTRUMENTATION SURVEILLANCE REQUIREMENTS

<u>INSTRUMENT</u>	<u>CHANNEL CHECK</u>	<del>SOURCE CHECK</del>	<u>CHANNEL CALIBRATION</u>	<u>CHANNEL FUNCTIONAL TEST</u>	<u>MODES IN WHICH SURVEILLANCE IS REQUIRED</u>
5. <del>Radwaste Building Ventilation Exhaust</del>					
a. <del>Hoble Gas Activity Monitor</del>					
1) <del>Low Range</del>	D	N	R(2)	Q(1)	*
2) <del>Intermediate Range</del>	D	N	R(2)	Q(7)	*
b. <del>Iodine Sampler</del>	W	N.A.	N.A.	N.A.	*
c. <del>Particulate Sampler</del>	W	N.A.	N.A.	N.A.	*
d. <del>Effluent System Flow Rate Measurement Device</del>	D(4)	N.A.	R(6)	Q(5)	*
e. <del>Sampler Flow Rate Monitor</del>	D	N.A.	R	Q	*
1. Main Condenser Offgas Treatment System Explosive Gas Monitoring System					
a. Hydrogen Monitor	D	<del>N.A.</del>	Q(X)	N	*X

\*During main condenser offgas treatment system operation.

(X) The CHANNEL CALIBRATION shall include the use of standard gas samples

(X) containing a nominal:

- 0.0 volume percent hydrogen, balance nitrogen, and
- 2.0 volume percent hydrogen, balance nitrogen.



TABLE 4.3.7.12-1 (Continued)

TABLE NOTATIONS

\*At all times.

\*During main condenser offgas treatment system operation.

- This info moved to page 81*
- (1) The CHANNEL FUNCTIONAL TEST shall also demonstrate that control room alarm annunciation occurs if any of the following conditions exists:
    - a. Instrument indicates measured levels above the alarm setpoint.
    - b. Circuit failure.
    - c. Instrument controls not set in operate mode.
  - (2) The initial CHANNEL CALIBRATION shall be performed using one or more reference radioactive standards traceable to the National Bureau of Standards (NBS) or using standards that have been obtained from suppliers that participate in measurement assurance activities with NBS. These standards shall permit calibrating the system over its intended range of energy and measurement range. Subsequent CHANNEL CALIBRATION shall be performed using the initial radioactive standards or other standards of equivalent quality or radioactive sources that have been related to the initial calibration.
  - (3) The CHANNEL CALIBRATION shall include the use of standard gas samples containing a nominal:
    - a. 0.0 volume percent hydrogen, balance nitrogen, and
    - b. 2.0 volume percent hydrogen, balance nitrogen.
  - (4) The CHANNEL CHECK shall be performed by comparing a computer reading or power signal comparing each fan's local amperage reading with preestablished baseline values.
  - (5) The CHANNEL FUNCTIONAL TEST shall be performed by measurement of the phase currents for each fan.
  - (6) The CHANNEL CALIBRATION shall be performed by using a flow measurement device to determine the fan current to flow relationship.
  - (7) For the CHANNEL FUNCTIONAL TEST on the intermediate range noble gas activity monitors, demonstrate that circuit failures or instrument controls when set in the OFF position produce control room alarm annunciation.

## INSTRUMENTATION

### 3/4.3.8 TURBINE OVERSPEED PROTECTION SYSTEM

#### LIMITING CONDITION FOR OPERATION

---

3.3.8 At least one turbine overspeed protection system shall be OPERABLE.

APPLICABILITY: OPERATIONAL CONDITIONS 1 and 2.

ACTION:

- a. With one turbine governor valve or one turbine throttle valve per steam chest inoperable and not closed, restore the inoperable valve to OPERABLE status within 72 hours, isolate the affected steam chest from the steam supply, or isolate the turbine from the steam supply within the next 6 hours.
- b. With one turbine interceptor valve or one turbine reheat stop valve inoperable, restore the inoperable valve to OPERABLE status within 72 hours, or close at least one valve in the affected steam line or isolate the turbine from the steam supply within the next 6 hours.
- c. With either of the the above required turbine overspeed protection systems otherwise inoperable, isolate the turbine from the steam supply within the next 6 hours.

#### SURVEILLANCE REQUIREMENTS

---

4.3.8.1 The provisions of Specification 4.0.4 are not applicable.

4.3.8.2 The above required turbine overspeed protection system shall be demonstrated OPERABLE:

- a. At least once per 31 days by:

Cycling each of the following valves through at least one complete cycle from the running position for the overspeed protection control system, the electrical overspeed trip system and the mechanical overspeed trip system;

1. Four high pressure turbine throttle valves,
2. Six low pressure turbine reheat stop valves,
3. Four high pressure turbine governor valves, and
4. Six low pressure turbine interceptor valves.

## INSTRUMENTATION

### SURVEILLANCE REQUIREMENTS (Continued)

---

- b. At least once per 18 months by performance of a CHANNEL CALIBRATION of the turbine overspeed protection instrumentation.
- c. At least once per 40 months by disassembling at least one of each of the above valves and performing a visual and surface inspection of all valve seats, disks and stems and verifying no unacceptable flaws or excessive corrosion. If unacceptable flaws or excessive corrosion are found, all other valves of that type shall be inspected.

21 88 10 11

1

1

1

1

1

1

1

21 88 10 11

## INSTRUMENTATION

### 3/4.3.9 FEEDWATER SYSTEM/MAIN TURBINE TRIP SYSTEM ACTUATION INSTRUMENTATION

#### LIMITING CONDITION FOR OPERATION

3.3.9 The feedwater system/main turbine trip system actuation instrumentation channels shown in Table 3.3.9-1 shall be OPERABLE with their trip setpoints set consistent with the values shown in the Trip Setpoint column of Table 3.3.9-2.

APPLICABILITY: As shown in Table 3.3.9-1.

#### ACTION:

- a. With a feedwater system/main turbine trip system actuation instrumentation channel trip setpoint less conservative than the value shown in the Allowable Values column of Table 3.3.9-2, declare the channel inoperable and either place the inoperable channel in the tripped condition until the channel is restored to OPERABLE status with its trip setpoint adjusted consistent with the Trip Setpoint value, or declare the associated system inoperable.
- b. For the feedwater system/main turbine trip system, with the number of OPERABLE channels one less than required by the Minimum OPERABLE Channels requirement, restore the inoperable channel to OPERABLE status within 7 days or be in at least STARTUP within the next 6 hours.

#### SURVEILLANCE REQUIREMENTS

4.3.9.1 Each feedwater system/main turbine trip system actuation instrumentation channel shall be demonstrated OPERABLE by the performance of the CHANNEL CHECK, CHANNEL FUNCTIONAL TEST, and CHANNEL CALIBRATION operations for the OPERATIONAL CONDITIONS and at the frequencies shown in Table 4.3.9.1-1.

4.3.9.2 LOGIC SYSTEM FUNCTIONAL TESTS and simulated automatic operation of all channels shall be performed at least once per 18 months.

TABLE 3.3.9-1

FEEDWATER SYSTEM/MAIN TURBINE TRIP SYSTEM ACTUATION INSTRUMENTATION

<u>TRIP FUNCTION</u>	<u>MINIMUM OPERABLE CHANNELS</u>	<u>APPLICABLE OPERATIOAL CONDITIONS</u>
1. Feedwater System/Main Turbine Trip System		
a. Reactor Vessel Water Level-High, Level 8	3	1

WASHINGTON NUCLEAR - UNIT 2

3/4 3-99

85

init

TABLE 3.3.9-2

FEEDWATER SYSTEM/MAIN TURBINE TRIP SYSTEM ACTUATION INSTRUMENTATION SETPOINTS

<u>TRIP FUNCTION</u>	<u>TRIP SETPOINT</u>	<u>ALLOWABLE VALUE</u>
1. Feedwater System/Main Turbine Trip System		
a. Reactor Vessel Water Level-High, Level 8	$\leq 54.5$ inches*	$\leq 56.0$ inches

\*See Bases Figure B 3/4 3-1.

TABLE 4.3.9.1-1

FEEDWATER SYSTEM/MAIN TURBINE TRIP SYSTEM ACTUATION INSTRUMENTATION SURVEILLANCE REQUIREMENTS

<u>TRIP FUNCTION</u>	<u>CHANNEL CHECK</u>	<u>CHANNEL FUNCTIONAL TEST</u>	<u>CHANNEL CALIBRATION</u>	<u>OPERATIONAL CONDITIONS FOR WHICH SURVEILLANCE REQUIRED</u>
1. Feedwater System/Main Turbine Trip System				
a. Reactor Vessel Water Level-High, Level 8	N.A.	M	R	1

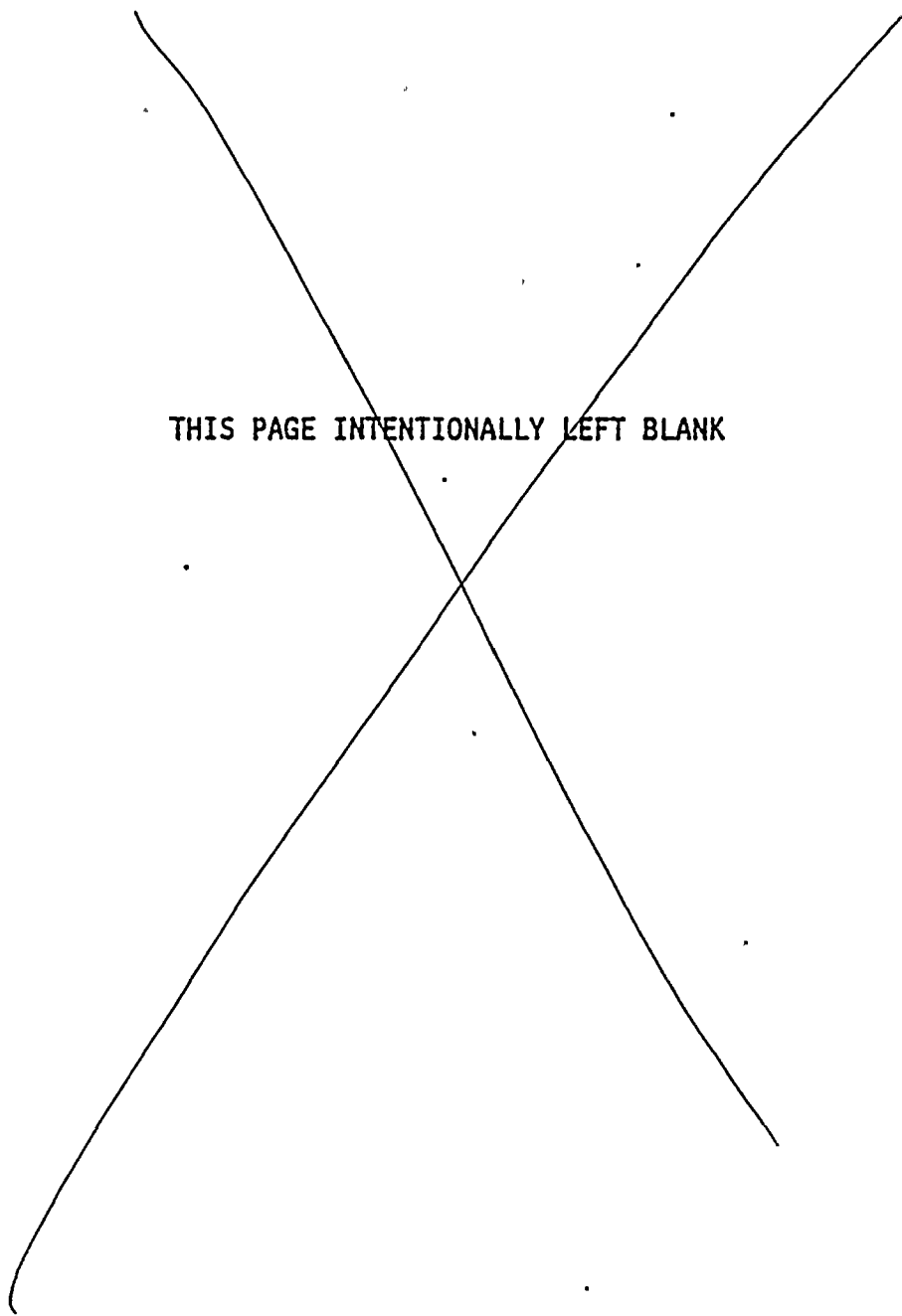
WASHINGTON NUCLEAR - UNIT 2

3/4 3-10#

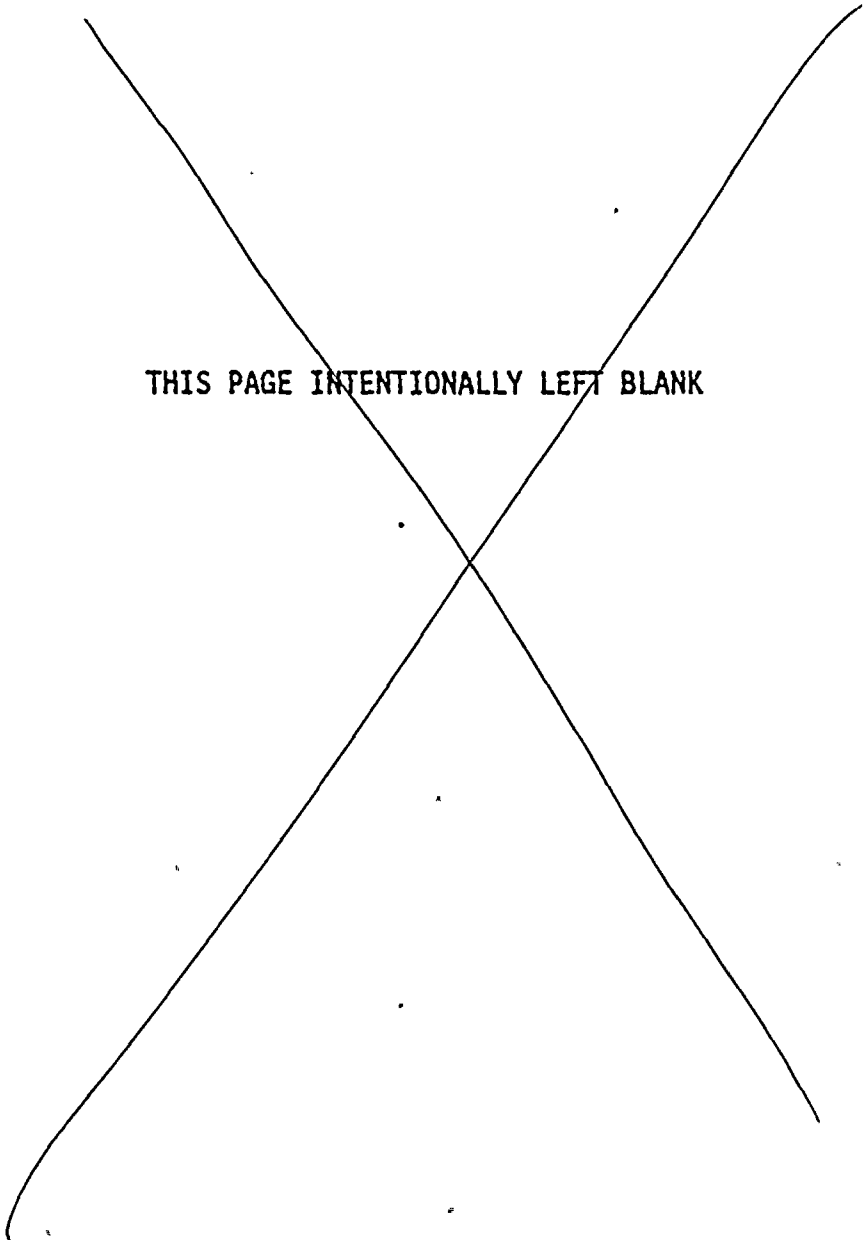
87

1.1.1





THIS PAGE INTENTIONALLY LEFT BLANK



THIS PAGE INTENTIONALLY LEFT BLANK

THIS PAGE INTENTIONALLY LEFT BLANK

### 3/4.11 RADIOACTIVE EFFLUENTS

#### 3/4.11.1 LIQUID EFFLUENTS

##### CONCENTRATION

##### LIMITING CONDITION FOR OPERATION

3.11.1.1 The concentration of radioactive material released in liquid effluents to UNRESTRICTED AREAS (see Figure 5.1-3) shall be limited to the concentrations specified in 10 CFR Part 20, Appendix B, Table II, Column 2 for radionuclides other than dissolved or entrained noble gases. For dissolved or entrained noble gases, the concentration shall be limited to  $2 \times 10^{-4}$  microcurie/ml total activity.

APPLICABILITY: At all times.

##### ACTION:

- a. With the concentration of radioactive material released in liquid effluents to UNRESTRICTED AREAS exceeding the above limits, immediately restore the concentration to within the above limits.
- b. The provisions of Specification 6.9.1.9.b are not applicable.

##### SURVEILLANCE REQUIREMENTS

4.11.1.1.1 Radioactive liquid wastes shall be sampled and analyzed according to the sampling and analysis program of Table 4.11-1.

4.11.1.1.2 The results of the radioactivity analyses shall be used in accordance with the methodology and parameters in the ODCM to assure that the concentrations at the point of release are maintained within the limits of Specification 3.11.1.1.

2

25

25

25

25

25

TABLE 4.11-1

RADIOACTIVE LIQUID WASTE SAMPLING AND ANALYSIS PROGRAM

LIQUID RELEASE TYPE	SAMPLING FREQUENCY	MINIMUM ANALYSIS FREQUENCY	TYPE OF ACTIVITY ANALYSIS	LOWER LIMIT OF DETECTION (LLD) <sup>a</sup> (μCi/ml)
A. Batch Waste Release Tanks <sup>b</sup>	P Each Batch	P Each Batch	Principal Gamma Emitters <sup>c</sup>	$5 \times 10^{-7}$
			I-131	$1 \times 10^{-6}$
	P One Batch/M	M	Dissolved and Entrained Gases (Gamma Emitters)	$1 \times 10^{-5}$
	P Each Batch	M Composite <sup>d</sup>	H-3	$1 \times 10^{-5}$
			Gross Alpha	$1 \times 10^{-7}$
	P Each Batch	Q Composite <sup>d</sup>	Sr-89, Sr-90	$5 \times 10^{-8}$
			Fe-55	$1 \times 10^{-6}$

TABLE 4.11-1 (Continued)

TABLE NOTATIONS

<sup>a</sup>The LLD is defined, for purposes of these specifications, as the smallest concentration of radioactive material in a sample that will yield a net count, above system background, that will be detected with 95% probability with only 5% probability of falsely concluding that a blank observation represents a "real" signal.

For a particular measurement system, which may include radiochemical separation:

$$LLD = \frac{4.66 s_b}{E \cdot V \cdot 2.22 \times 10^6 \cdot Y \cdot \exp(-\lambda \Delta t)}$$

Where:

LLD is the "a priori" lower limit of detection as defined above, as microcuries per unit mass or volume,

$s_b$  is the standard deviation of the background counting rate or of the counting rate of a blank sample as appropriate, as counts per minute,

E is the counting efficiency, as counts per disintegration,

V is the sample size in units of mass or volume,

$2.22 \times 10^6$  is the number of disintegrations per minute per microcurie,

Y is the fractional radiochemical yield, when applicable,

$\lambda$  is the radioactive decay constant for the particular radionuclide, and

$\Delta t$  for plant effluents is the elapsed time between the midpoint of sample collection and time of counting.

Typical values of E, V, Y, and  $\Delta t$  should be used in the calculation.

It should be recognized that the LLD is defined as an a priori (before the fact) limit representing the capability of a measurement system and not as an a posteriori (after the fact) limit for a particular measurement.

<sup>b</sup>A batch release is the discharge of liquid wastes of a discrete volume. Prior to sampling for analyses, each batch shall be isolated, and then thoroughly mixed by a method described in the ODCM to assure representative sampling.

TABLE 4.11-1 (Continued)

TABLE NOTATIONS

<sup>c</sup>The principal gamma emitters for which the LLD specification applies include the following radionuclides: Mn-54, Fe-59, Co-58, Co-60, Zn-65, Mo-99, Cs-134, Cs-137, Ce-141, and Ce-144. This list does not mean that only these nuclides are to be considered. Other gamma peaks that are identifiable, together with those of the above nuclides, shall also be analyzed and reported in the Semiannual Radioactive Effluent Release Report pursuant to Specification 6.9.1.11.

<sup>d</sup>A composite sample is one in which the quantity of liquid sampled is proportional to the quantity of liquid waste discharged and in which the method of sampling employed results in a specimen that is representative of the liquids released. This may be accomplished through composites of grab samples obtained prior to discharge after the tanks have been recirculated.



1

2  
3  
4  
5  
6  
7  
8  
9  
10  
11  
12  
13  
14  
15  
16  
17  
18  
19  
20  
21  
22  
23  
24  
25  
26  
27  
28  
29  
30  
31  
32  
33  
34  
35  
36  
37  
38  
39  
40  
41  
42  
43  
44  
45  
46  
47  
48  
49  
50  
51  
52  
53  
54  
55  
56  
57  
58  
59  
60  
61  
62  
63  
64  
65  
66  
67  
68  
69  
70  
71  
72  
73  
74  
75  
76  
77  
78  
79  
80  
81  
82  
83  
84  
85  
86  
87  
88  
89  
90  
91  
92  
93  
94  
95  
96  
97  
98  
99  
100

101  
102  
103  
104  
105  
106  
107  
108  
109  
110  
111  
112  
113  
114  
115  
116  
117  
118  
119  
120  
121  
122  
123  
124  
125  
126  
127  
128  
129  
130  
131  
132  
133  
134  
135  
136  
137  
138  
139  
140  
141  
142  
143  
144  
145  
146  
147  
148  
149  
150  
151  
152  
153  
154  
155  
156  
157  
158  
159  
160  
161  
162  
163  
164  
165  
166  
167  
168  
169  
170  
171  
172  
173  
174  
175  
176  
177  
178  
179  
180  
181  
182  
183  
184  
185  
186  
187  
188  
189  
190  
191  
192  
193  
194  
195  
196  
197  
198  
199  
200

201  
202  
203  
204  
205  
206  
207  
208  
209  
210  
211  
212  
213  
214  
215  
216  
217  
218  
219  
220  
221  
222  
223  
224  
225  
226  
227  
228  
229  
230  
231  
232  
233  
234  
235  
236  
237  
238  
239  
240  
241  
242  
243  
244  
245  
246  
247  
248  
249  
250  
251  
252  
253  
254  
255  
256  
257  
258  
259  
260  
261  
262  
263  
264  
265  
266  
267  
268  
269  
270  
271  
272  
273  
274  
275  
276  
277  
278  
279  
280  
281  
282  
283  
284  
285  
286  
287  
288  
289  
290  
291  
292  
293  
294  
295  
296  
297  
298  
299  
300



## RADIOACTIVE EFFLUENTS

### DOSE

#### LIMITING CONDITION FOR OPERATION

3.11.1.2 The dose or dose commitment to a MEMBER OF THE PUBLIC from radioactive materials in liquid effluents released, from each reactor unit, to UNRESTRICTED AREAS (see Figure 5.1-3) shall be limited:

- a. During any calendar quarter to less than or equal to 1.5 mrem to the total body and to less than or equal to 5 mrem to any organ, and
- b. During any calendar year to less than or equal to 3 mrem to the total body and to less than or equal to 10 mrem to any organ.

APPLICABILITY: At all times.

#### ACTION:

- a. With the calculated dose from the release of radioactive materials in liquid effluents exceeding any of the above limits, in lieu of a Licensee Event Report, prepare and submit to the Commission within 30 days, pursuant to Specification 6.9.2, a Special Report that identifies the cause(s) for exceeding the limit(s) and defines the corrective actions that have been taken to reduce the releases and the proposed corrective actions to be taken to assure that subsequent releases will be in compliance with the above limits. This Special Report shall also include (1) the results of radiological analyses of the drinking water source and (2) the radiological impact on finished drinking water supplies with regard to the requirements of 40 CFR Part 141.
- b. The provisions of Specifications 3.0.3 and 3.0.4 are not applicable.

#### SURVEILLANCE REQUIREMENTS

4.11.1.2 Cumulative dose contributions from liquid effluents for the current calendar quarter and the current calendar year shall be determined in accordance with the methodology and parameters in the ODCM at least once per 31 days.

100

100

100

100

100

100

100

100

100

100

100

100

100

100

100

100

100

100

100

100

100

100

100

100

100

100

100

100

100

100

100

100

100

100

100

100

100

100

100

100

100

100

100

100

100

100

100

100

100

100

100

100

100

100

100

100

100

100

100

100

100

100

100

100

100

100

100

100

100

100

100

100

100

100

100

100

100

100

100

100

100

100

100

100

## RADIOACTIVE EFFLUENTS

### LIQUID RADWASTE TREATMENT SYSTEM

#### LIMITING CONDITION FOR OPERATION

---

3.11.1.3 The liquid radwaste treatment system shall be OPERABLE. The appropriate portions of the system shall be used to reduce the releases of radioactivity when the projected doses due to the liquid effluent, from each reactor unit, to UNRESTRICTED AREAS (see Figure 5.1-3) would exceed 0.06 mrem to the total body or 0.2 mrem to any organ in a 31-day period.

APPLICABILITY: At all times.

#### ACTION:

- a. With radioactive liquid waste being discharged without treatment and in excess of the above limits and any portion of the liquid radwaste treatment system not in operation, in lieu of a Licensee Event Report, prepare and submit to the Commission within 30 days pursuant to Specification 6.9.2 a Special Report that includes the following information:
  1. Explanation of why liquid radwaste was being discharged without treatment, identification of any inoperable equipment or sub-systems, and the reason for the inoperability,
  2. Action(s) taken to restore the inoperable equipment to OPERABLE status, and
  3. Summary description of action(s) taken to prevent a recurrence.
- b. The provisions of Specifications 3.0.3 and 3.0.4 are not applicable.

#### SURVEILLANCE REQUIREMENTS

---

4.11.1.3.1 Doses due to liquid releases from each reactor unit to UNRESTRICTED AREAS shall be projected at least once per 31 days in accordance with the methodology and parameters in the ODCM.

4.11.1.3.2 The installed liquid radwaste treatment system shall be demonstrated OPERABLE by meeting Specifications 3.11.1.1 and 3.11.1.2.

3/4.11 RADIOACTIVE EFFLUENTS

LIQUID HOLDUP TANKS

3/4.11.1 LIQUID EFFLUENTS

LIMITING CONDITION FOR OPERATION

3.11.1.4 The quantity of radioactive material contained in any outside temporary tanks shall be limited to the limits calculated in the ODCM such that a complete release of the tank contents would not result in a concentration at the nearest offsite potable water supply that would exceed the limits specified in 10 CFR Part 20 Appendix B Table II.

APPLICABILITY: At all times.

ACTION:

- a. With the quantity of radioactive material in any of the above listed tanks exceeding the above limit, immediately suspend all additions of radioactive material to the tank, within 48 hours reduce the tank contents to within the limit, and describe the events leading to this condition in the next Semiannual Radioactive Effluent Release Report.
- b. The provisions of Specifications 3.0.3 and 3.0.4 are not applicable.

SURVEILLANCE REQUIREMENTS

4.11.1.4 The quantity of radioactive material contained in each of the above listed tanks shall be determined to be within the above limit by analyzing a representative sample of the tank's contents at least once per 7 days when radioactive materials are being added to the tank.

- 3.11.1.1 - Relocated to ODCM  
3.11.1.2 - Relocated to ODCM  
3.11.1.3 - Relocated to ODCM

## RADIOACTIVE EFFLUENTS

### 3/4.11.2 GASEOUS EFFLUENTS

#### DOSE RATE

#### LIMITING CONDITION FOR OPERATION

3.11.2.1 The dose rate due to radioactive materials released in gaseous effluents from the site to areas at and beyond the SITE BOUNDARY (see Figure 5.1-3) shall be limited to the following:

- a. For noble gases: Less than or equal to 500 mrem/yr to the total body and less than or equal to 3000 mrem/yr to the skin, and
- b. For iodine-131, for iodine-133, for tritium, and for all radionuclides in particulate form with half-lives greater than 8 days: Less than or equal to 1500 mrem/yr to any organ.

APPLICABILITY: At all times.

#### ACTION:

- a. With the dose rate(s) exceeding the above limits, immediately restore the release rate to within the above limit(s).
- b. The provisions of Specification 6.9.1.9.b are not applicable.

#### SURVEILLANCE REQUIREMENTS

4.11.2.1.1 The dose rate due to noble gases in gaseous effluents shall be determined to be within the above limits in accordance with the methodology and parameters in the ODCM.

4.11.2.1.2 The dose rate due to iodine-131, iodine-133, tritium, and all radionuclides in particulate form with half-lives greater than 8 days in gaseous effluents shall be determined to be within the above limits in accordance with the methodology and parameters in the ODCM by obtaining representative samples and performing analyses in accordance with the sampling and analysis program specified in Table 4.11-2.

TABLE 4.11-2

RADIOACTIVE GASEOUS WASTE SAMPLING AND ANALYSIS PROGRAM

GASEOUS RELEASE TYPE	SAMPLING FREQUENCY	MINIMUM ANALYSIS FREQUENCY	TYPE OF ACTIVITY ANALYSIS	LOWER LIMIT OF DETECTION (LLD) <sup>a</sup> ( $\mu\text{Ci/mL}$ )
A. Primary Containment PURGE and VENT	P Each PURGE <sup>b</sup> and VENT Grab Sample	P Each PURGE <sup>b</sup> and VENT	Principal Gamma Emitters <sup>f</sup>	$1 \times 10^{-4}$
		M	H-3	$1 \times 10^{-6}$
B. Main Plant Vent	M <sup>b,d</sup> Grab Sample	M <sup>b</sup>	Principal Gamma Emitters <sup>f</sup>	$1 \times 10^{-4}$
			H-3	$1 \times 10^{-6}$
C. Turbine Building Vents and Radwaste Building Vents	M Grab Sample	M	Principal Gamma Emitters <sup>f</sup>	$1 \times 10^{-4}$
			H-3	$1 \times 10^{-6}$
D. All Release Types as listed in A, B, and C above	Continuous <sup>e</sup>	W <sup>c</sup> Charcoal Sample	I-131 I-133	$1 \times 10^{-12}$ $1 \times 10^{-10}$
	Continuous <sup>e</sup>	W <sup>c</sup> Particulate Sample	Principal Gamma Emitters <sup>f</sup>	$1 \times 10^{-11}$
	Continuous <sup>e</sup>	M Composite Particulate Sample	Gross Alpha	$1 \times 10^{-11}$
	Continuous <sup>e</sup>	Q Composite Particulate Sample	Sr-89, Sr-90	$1 \times 10^{-11}$
	Continuous <sup>e</sup>	Noble Gas Monitor	Noble Gases Gross Beta or Gamma	$1 \times 10^{-6}$ (Xe-133 equivalent)

TABLE 4.11-2 (Continued)

TABLE NOTATIONS

<sup>a</sup>The LLD is defined, for purposes of these specifications, as the smallest concentration of radioactive material in a sample that will yield a net count, above system background, that will be detected with 95% probability with only 5% probability of falsely concluding that a blank observation represents a "real" signal.

For a particular measurement system, which may include radiochemical separation:

$$LLD = \frac{4.66 s_b}{E \cdot V \cdot 2.22 \times 10^6 \cdot Y \cdot \exp(-\lambda \Delta \tau)}$$

Where:

LLD is the "a priori" lower limit of detection as defined above, as microcuries per unit mass or volume,

$s_b$  is the standard deviation of the background counting rate or of the counting rate of a blank sample as appropriate, as counts per minute,

E is the counting efficiency, as counts per disintegration,

V is the sample size in units of mass or volume,

$2.22 \times 10^6$  is the number of disintegrations per minute per microcurie,

Y is the fractional radiochemical yield, when applicable,

$\lambda$  is the radioactive decay constant for the particular radionuclide, and

$\Delta \tau$  for plant effluents is the elapsed time between the midpoint of sample collection and time of counting.

Typical values of E, V, Y, and  $\Delta \tau$  should be used in the calculation.

It should be recognized that the LLD is defined as an a priori (before the fact) limit representing the capability of a measurement system and not as an a posteriori (after the fact) limit for a particular measurement.



TABLE 4.11-2 (Continued)

TABLE NOTATIONS

<sup>b</sup> Sampling and analysis shall also be performed following shutdown, startup, or a THERMAL POWER change exceeding 15% of RATED THERMAL POWER within a 1-hour period.

<sup>c</sup> Samples shall be changed at least once per 7 days and analyses shall be completed within 48 hours after changing, or after removal from sampler. Sampling shall also be performed at least once per 24 hours for at least 7 days following each shutdown, startup, or THERMAL POWER change exceeding 15% of RATED THERMAL POWER in 1 hour and analyses shall be completed within 48 hours of changing. When samples collected for 24 hours are analyzed, the corresponding LLDs may be increased by a factor of 10. This requirement does not apply if (1) analysis shows that the DOSE EQUIVALENT I-131 concentration in the primary coolant has not increased more than a factor of 3; and (2) the noble gas monitor shows that effluent activity has not increased more than a factor of 3.

<sup>d</sup> Tritium grab samples shall be taken at least once per 7 days from the main plant vent stack to determine tritium releases in the ventilation exhaust from the spent fuel pool area whenever spent fuel is in the spent fuel pool.

<sup>e</sup> The ratio of the sample flow rate to the sampled stream flow rate shall be known for the time period covered by each dose or dose rate calculation made in accordance with Specifications 3.11.2.1, 3.11.2.2; and 3.11.2.3.

<sup>f</sup> The principal gamma emitters for which the LLD specification applies include the following radionuclides: Kr-87, Kr-88, Xe-133, Xe-133m, Xe-135, and Xe-138 in noble gas releases and Mn-54, Fe-59, Co-58, Co-60, Zn-65, Mo-99, I-131, Cs-134, Cs-137, Ce-141 and Ce-144 in iodine and particulate releases. This list does not mean that only these nuclides are to be considered. Other gamma peaks that are identifiable, together with those of the above nuclides, shall also be analyzed and reported in the Semiannual Radioactive Effluent Release Report pursuant to Specification 6.9.1.11.



## RADIOACTIVE EFFLUENTS

### DOSE - NOBLE GASES

#### LIMITING CONDITION FOR OPERATION

3.11.2.2 The air dose due to noble gases released in gaseous effluents, from each reactor unit, to areas at and beyond the SITE BOUNDARY (see Figure 5.1-3) shall be limited to the following:

- a. During any calendar quarter: Less than or equal to 5 mrad for gamma radiation and less than or equal to 10 mrad for beta radiation and,
- b. During any calendar year: Less than or equal to 10 mrad for gamma radiation and less than or equal to 20 mrad for beta radiation.

APPLICABILITY: At all times.

#### ACTION

- a. With the calculated air dose from radioactive noble gases in gaseous effluents exceeding any of the above limits, in lieu of a Licensee Event Report, prepare and submit to the Commission within 30 days, pursuant to Specification 6.9.2, a Special Report that identifies the cause(s) for exceeding the limit(s) and defines the corrective actions that have been taken to reduce the releases and the proposed corrective actions to be taken to assure that subsequent releases will be in compliance with the above limits.
- b. The provisions of Specifications 3.0.3 and 3.0.4 are not applicable.

#### SURVEILLANCE REQUIREMENTS

4.11.2.2 Cumulative dose contributions for the current calendar quarter and current calendar year for noble gases shall be determined in accordance with the methodology and parameters in the ODCM at least once per 31 days.



## RADIOACTIVE EFFLUENTS

### DOSE - IODINE-131, IODINE-133, TRITIUM, AND RADIONUCLIDES IN PARTICULATE FORM

#### LIMITING CONDITION FOR OPERATION

3.11.2.3 The dose to a MEMBER OF THE PUBLIC from iodine-131, iodine-133, tritium, and all radionuclides in particulate form with half-lives greater than 8 days in gaseous effluents released, from each reactor unit, to areas at and beyond the SITE BOUNDARY (see Figure 5.1-3) shall be limited to the following:

- a. During any calendar quarter: Less than or equal to 7.5 mrem to any organ and,
- b. During any calendar year: Less than or equal to 15 mrem to any organ.

APPLICABILITY: At all times.

#### ACTION:

- a. With the calculated dose from the release of iodine-131, iodine-133, tritium, and radionuclides in particulate form with half-lives greater than 8 days, in gaseous effluents exceeding any of the above limits, in lieu of a Licensee Event Report, prepare and submit to the Commission within 30 days, pursuant to Specification 6.9.2, a Special Report that identifies the cause(s) for exceeding the limit and defines the corrective actions that have been taken to reduce the releases and the proposed corrective actions to be taken to assure that subsequent releases will be in compliance with the above limits.
- b. The provisions of Specifications 3.0.3 and 3.0.4 are not applicable.

#### SURVEILLANCE REQUIREMENTS

4.11.2.3 Cumulative dose contributions for the current calendar quarter and current calendar year for iodine-131, iodine-133, tritium, and radionuclides in particulate form with half-lives greater than 8 days shall be determined in accordance with the methodology and parameters in the ODCM at least once per 31 days.

1  
2  
3  
4  
5  
6  
7  
8  
9  
10  
11  
12  
13  
14  
15  
16  
17  
18  
19  
20  
21  
22  
23  
24  
25  
26  
27  
28  
29  
30  
31  
32  
33  
34  
35  
36  
37  
38  
39  
40  
41  
42  
43  
44  
45  
46  
47  
48  
49  
50  
51  
52  
53  
54  
55  
56  
57  
58  
59  
60  
61  
62  
63  
64  
65  
66  
67  
68  
69  
70  
71  
72  
73  
74  
75  
76  
77  
78  
79  
80  
81  
82  
83  
84  
85  
86  
87  
88  
89  
90  
91  
92  
93  
94  
95  
96  
97  
98  
99  
100

101  
102  
103  
104  
105  
106  
107  
108  
109  
110  
111  
112  
113  
114  
115  
116  
117  
118  
119  
120  
121  
122  
123  
124  
125  
126  
127  
128  
129  
130  
131  
132  
133  
134  
135  
136  
137  
138  
139  
140  
141  
142  
143  
144  
145  
146  
147  
148  
149  
150  
151  
152  
153  
154  
155  
156  
157  
158  
159  
160  
161  
162  
163  
164  
165  
166  
167  
168  
169  
170  
171  
172  
173  
174  
175  
176  
177  
178  
179  
180  
181  
182  
183  
184  
185  
186  
187  
188  
189  
190  
191  
192  
193  
194  
195  
196  
197  
198  
199  
200

201  
202  
203  
204  
205  
206  
207  
208  
209  
210  
211  
212  
213  
214  
215  
216  
217  
218  
219  
220  
221  
222  
223  
224  
225  
226  
227  
228  
229  
230  
231  
232  
233  
234  
235  
236  
237  
238  
239  
240  
241  
242  
243  
244  
245  
246  
247  
248  
249  
250  
251  
252  
253  
254  
255  
256  
257  
258  
259  
260  
261  
262  
263  
264  
265  
266  
267  
268  
269  
270  
271  
272  
273  
274  
275  
276  
277  
278  
279  
280  
281  
282  
283  
284  
285  
286  
287  
288  
289  
290  
291  
292  
293  
294  
295  
296  
297  
298  
299  
300

301  
302  
303  
304  
305  
306  
307  
308  
309  
310  
311  
312  
313  
314  
315  
316  
317  
318  
319  
320  
321  
322  
323  
324  
325  
326  
327  
328  
329  
330  
331  
332  
333  
334  
335  
336  
337  
338  
339  
340  
341  
342  
343  
344  
345  
346  
347  
348  
349  
350  
351  
352  
353  
354  
355  
356  
357  
358  
359  
360  
361  
362  
363  
364  
365  
366  
367  
368  
369  
370  
371  
372  
373  
374  
375  
376  
377  
378  
379  
380  
381  
382  
383  
384  
385  
386  
387  
388  
389  
390  
391  
392  
393  
394  
395  
396  
397  
398  
399  
400

## RADIOACTIVE EFFLUENTS

### GASEOUS RADWASTE TREATMENT SYSTEM

#### LIMITING CONDITION FOR OPERATION

3.11.2.4 The GASEOUS RADWASTE TREATMENT SYSTEM shall be in operation in either the normal or charcoal bypass mode. The charcoal bypass mode shall not be used unless the offgas post-treatment radiation monitor is OPERABLE as specified in Table 3.3.7.12-1.

APPLICABILITY: Whenever the main condenser steam jet air ejector (evacuation) system is in operation.

#### ACTION:

- a. With the GASEOUS RADWASTE TREATMENT SYSTEM not used in the normal mode for more than 7 days, in lieu of a Licensee Event Report, prepare and submit to the Commission within 30 days, pursuant to Specification 6.9.2, a Special Report which includes the following information:
  1. Identification of the inoperable equipment or subsystems and the reason for inoperability,
  2. Action(s) taken to restore the inoperable equipment to OPERABLE status, and
  3. Summary description of action(s) taken to prevent a recurrence.
- b. The provisions of Specifications 3.0.3 and 3.0.4 are not applicable.

#### SURVEILLANCE REQUIREMENTS

4.11.2.4 The GASEOUS RADWASTE TREATMENT SYSTEM shall be verified to be in operation in either the normal or charcoal bypass mode at least once per 7 days whenever the main condenser steam jet air ejector (evacuation) system is in operation.

## RADIOACTIVE EFFLUENTS

### VENTILATION EXHAUST TREATMENT SYSTEM

#### LIMITING CONDITION FOR OPERATION

3.11.2.5 The appropriate portions of the VENTILATION EXHAUST TREATMENT SYSTEM shall be OPERABLE and shall be used to reduce radioactive materials in gaseous waste prior to their discharge when the projected doses due to gaseous effluent releases from each reactor unit to areas at and beyond the SITE BOUNDARY (see Figure 5.1-3) when averaged over 31 days would exceed 0.3 mrem to any organ in a 31-day period.

APPLICABILITY: At all times.

#### ACTION:

- a. With the VENTILATION EXHAUST TREATMENT SYSTEM inoperable for more than 31 days, or with gaseous waste being discharged without treatment and in excess of the above limits, in lieu of a Licensee Event Report, prepare and submit to the Commission within 30 days, pursuant to Specification 6.9.2, a Special Report which includes the following information:
  1. Identification of the inoperable equipment or subsystems, and the reason for the inoperability,
  2. Action(s) taken to restore the inoperable equipment to OPERABLE status, and
  3. Summary description of action(s) taken to prevent a recurrence.
- b. The provisions of Specifications 3.0.3 and 3.0.4 are not applicable.

#### SURVEILLANCE REQUIREMENTS

4.11.2.5.1 Doses due to gaseous release from each reactor unit to areas at and beyond the SITE BOUNDARY shall be projected at least once per 31 days in accordance with the methodology and parameters in the ODCM.

4.11.2.5.2 The VENTILATION EXHAUST TREATMENT SYSTEM shall be demonstrated OPERABLE by operating the VENTILATION EXHAUST TREATMENT SYSTEM equipment for at least 10 minutes, at least once per 92 days unless the appropriate system has been utilized to process radioactive gaseous effluents during the previous 92 days.



11 11 11 11 11

11

### 3/4.11 RADIOACTIVE EFFLUENTS

#### EXPLOSIVE GAS MIXTURE

### 3/4.11.2 GASEOUS EFFLUENTS

#### LIMITING CONDITION FOR OPERATION

3.11.2.6 The concentration of hydrogen in the main condenser offgas treatment system shall be limited to less than or equal to 4% by volume.

APPLICABILITY: Whenever the main condenser steam jet air ejector (evacuation) system is in operation.

#### ACTION:

- a. With the concentration of hydrogen in the main condenser offgas treatment system exceeding the limit, restore the concentration to within the limit within 48 hours.
- b. The provisions of Specifications 3.0.3 and 3.0.4 are not applicable.

#### SURVEILLANCE REQUIREMENTS

4.11.2.6 The concentration of hydrogen in the main condenser offgas treatment system shall be determined to be within the above limits by continuously monitoring the waste gases in the main condenser offgas treatment system with the hydrogen monitors required OPERABLE by Table 3.3.7.12-1 of Specification 3.3.7.12.

- 
- 3.11.2.1 - Relocated to ODCM
  - 3.11.2.2 - Relocated to ODCM
  - 3.11.2.3 - Relocated to ODCM
  - 3.11.2.4 - Relocated to ODCM
  - 3.11.2.5 - Relocated to ODCM

27 1949

28 1949

29 1949

30 1949

31 1949

## RADIOACTIVE EFFLUENTS

### MAIN CONDENSER

#### LIMITING CONDITION FOR OPERATION

3.11.2.7 The gross radioactivity rate (beta and/or gamma) of the noble gases measured at the main condenser air ejector shall be limited to less than or equal to 332 millicuries/second after 30 minutes decay.

APPLICABILITY: During main condenser offgas treatment system operation as specified in Section 3.3.7.12.

#### ACTION:

With the gross radioactivity rate of the specified noble gases at the motive steam jet condenser discharge exceeding 332 millicuries/second, restore the gross radioactivity rate to within its limit within 72 hours or be in at least HOT STANDBY within the next 12 hours.

#### SURVEILLANCE REQUIREMENTS

4.11.2.7.1 The radioactivity rate of noble gases at the main condenser air ejector shall be monitored in accordance with Specification 3.3.7.12.

4.11.2.7.2 The gross radioactivity rate (beta and/or gamma) of the specified noble gases from the main condenser air ejector shall be determined to be within the limits of Specification 3.11.2.7 at the following frequencies by performing an isotopic analysis of a representative sample of gases taken at the discharge (prior to dilution and/or discharge) of the main condenser air ejector:

- a. At least once per 31 days.
- b. Within 4 hours following an increase, as indicated by the condenser air ejector noble gas activity monitor, of greater than 50%, after factoring out increases due to changes in THERMAL POWER level, in the nominal steady-state fission gas release from the primary coolant.

## RADIOACTIVE EFFLUENTS

### VENTING OR PURGING

#### LIMITING CONDITION FOR OPERATION

---

3.11.2.8 VENTING or PURGING of the Mark II containment drywell shall be through the standby gas treatment system or the primary containment vent and purge system. The first 24 hours of any vent or purge operation shall be through one standby gas treatment system.

APPLICABILITY: Whenever the drywell is vented or purged.

#### ACTION:

- a. With the requirements of the above specification not satisfied, suspend all VENTING and PURGING of the drywell.
- b. The provisions of Specifications 3.0.3 and 3.0.4 are not applicable.

#### SURVEILLANCE REQUIREMENTS

---

4.11.2.8.1 The containment drywell shall be determined to be aligned for VENTING or PURGING through the standby gas treatment system or the primary containment vent and purge system within 4 hours prior to start of and at least once per 12 hours during VENTING or PURGING of the drywell.

4.11.2.8.2 Prior to use of the purge system through the standby gas treatment system assure that:

- a. Both standby gas treatment system trains are OPERABLE whenever the purge system is in use, and
- b. Whenever the purge system is in use during OPERATIONAL CONDITION 1 or 2 or 3, only one of the standby gas treatment system trains may be used.

4.11.2.8.3 The containment drywell shall be sampled and analyzed per Table 4.11-2 of Specification 3.11.2.1 within 8 hours prior to the start of and at least once per 12 hours during VENTING and PURGING of the drywell through other than the standby gas treatment system.

100

100

100

100

100

100

## RADIOACTIVE EFFLUENTS

### 3/4.11.3 SOLID RADIOACTIVE WASTE

#### LIMITING CONDITION FOR OPERATION

3.11.3 Radioactive wastes shall be SOLIDIFIED or dewatered in accordance with the PROCESS CONTROL PROGRAM to meet shipping and transportation requirements during transit, and disposal site requirements when received at the disposal site.

APPLICABILITY: At all times.

#### ACTION:

- a. With SOLIDIFICATION or dewatering not meeting disposal site and shipping and transportation requirements, suspend shipment of the inadequately processed wastes and correct the PROCESS CONTROL PROGRAM, the procedures and/or the solid waste system as necessary to prevent recurrence.
- b. With SOLIDIFICATION or dewatering not performed in accordance with the PROCESS CONTROL PROGRAM, (1) test the improperly processed waste in each container to ensure that it meets burial ground and shipping requirements and (2) take appropriate administrative action to prevent recurrence.
- c. The provisions of Specifications 3.0.3 and 3.0.4 are not applicable.

#### SURVEILLANCE REQUIREMENTS

4.11.3 SOLIDIFICATION of at least one representative test specimen from at least every tenth batch of each type of wet radioactive wastes (e.g., filter sludges, spent resins, evaporator bottoms, boric acid solutions, and sodium sulfate solutions) shall be verified in accordance with the PROCESS CONTROL PROGRAM.

- a. If any test specimen fails to verify SOLIDIFICATION, the SOLIDIFICATION of the batch under test shall be suspended until such time as additional test specimens can be obtained, alternative SOLIDIFICATION parameters can be determined in accordance with the PROCESS CONTROL PROGRAM, and a subsequent test verifies SOLIDIFICATION. SOLIDIFICATION of the batch may then be resumed using the alternative SOLIDIFICATION parameters determined by the PROCESS CONTROL PROGRAM.
- b. If the initial test specimen from a batch of waste fails to verify SOLIDIFICATION, the PROCESS CONTROL PROGRAM shall provide for the collection and testing of representative test specimens from each consecutive batch of the same type of wet waste until at least three consecutive initial test specimens demonstrate SOLIDIFICATION. The PROCESS CONTROL PROGRAM shall be modified as required, as provided in Specification 6.13, to assure SOLIDIFICATION of subsequent batches of waste.
- c. With the installed equipment incapable of meeting Specification 3.11.3 or declared inoperable, restore the equipment to OPERABLE status or provide for contract capability to process wastes as necessary to satisfy all applicable transportation and disposal requirements.

## RADIOACTIVE EFFLUENTS

### 3/4.11.4 TOTAL DOSE

#### LIMITING CONDITION FOR OPERATION

3.11.4 The annual (calendar year) dose or dose commitment to any MEMBER OF THE PUBLIC, due to releases of radioactivity and radiation, from uranium fuel cycle sources shall be limited to less than or equal to 25 mrem to the total body or any organ, except the thyroid, which shall be limited to less than or equal to 75 mrem.

APPLICABILITY: At all times.

#### ACTION:

- a. With the calculated doses from the release of radioactive materials in liquid or gaseous effluents exceeding twice the limits of Specification 3.11.1.2.a, 3.11.1.2.b, 3.11.2.2.a, 3.11.2.2.b, 3.11.2.3.a, or 3.11.2.3.b, calculations shall be made including direct radiation contributions from the reactor units and from outside storage tanks to determine whether the above limits of Specification 3.11.4 have been exceeded. If such is the case, in lieu of a Licensee Event Report, prepare and submit to the Commission within 30 days, pursuant to Specification 6.9.2, a Special Report that defines the corrective action to be taken to reduce subsequent releases to prevent recurrence of exceeding the above limits and includes the schedule for achieving conformance with the above limits. This Special Report, as defined in 10 CFR 20.405c, shall include an analysis that estimates the radiation exposure (dose) to a MEMBER OF THE PUBLIC from uranium fuel cycle sources, including all effluent pathways and direct radiation, for the calendar year that includes the release(s) covered by this report. It shall also describe levels of radiation and concentrations of radioactive material involved, and the cause of the exposure levels or concentrations. If the estimated dose(s) exceeds the above limits, and if the release condition resulting in violation of 40 CFR Part 190 has not already been corrected, the Special Report shall include a request for a variance in accordance with the provisions of 40 CFR Part 190. Submittal of the report is considered a timely request, and a variance is granted until staff action on the request is complete.
- b. The provisions of Specifications 3.0.3 and 3.0.4 are not applicable.

#### SURVEILLANCE REQUIREMENTS

- 4.11.4.1 Cumulative dose contributions from liquid and gaseous effluents shall be determined in accordance with Specifications 4.11.1.2, 4.11.2.2, and 4.11.2.3, and in accordance with the methodology and parameters in the ODCM.
- 4.11.4.2 Cumulative dose contributions from direct radiation from unit operation shall be determined in accordance with the methodology and parameters in the ODCM.



10

10

10

10

10

10

10

10

10

10

10

10

10

10

10

10

### 3/4.12 RADIOLOGICAL ENVIRONMENTAL MONITORING

#### 3/4.12.1 MONITORING PROGRAM

##### LIMITING CONDITION FOR OPERATION

3.12.1 The radiological environmental monitoring program shall be conducted as specified in Table 3.12-1.

APPLICABILITY: At all times.

ACTION:

- a. With the radiological environmental monitoring program not being conducted as specified in Table 3.12-1, in lieu of a Licensee Event Report, prepare and submit to the Commission, in the Annual Radiological Environmental Operating Report required by Specification 6.9.1.10, a description of the reasons for not conducting the program as required and the plans for preventing a recurrence.
- b. With the level of radioactivity as the result of plant effluents in an environmental sampling medium at a specified location exceeding the reporting levels of Table 3.12-2 when averaged over any calendar quarter, in lieu of a Licensee Event Report, prepare and submit to the Commission within 30 days, pursuant to Specification 6.9.2, a Special Report that identifies the cause(s) for exceeding the limit(s) and defines the corrective actions to be taken to reduce radioactive effluents so that the potential annual dose\* to A MEMBER OF THE PUBLIC is less than the calendar year limits of Specifications 3.11.1.2, 3.11.2.2, and 3.11.2.3. When more than one of the radionuclides in Table 3.12-2 are detected in the sampling medium, this report shall be submitted if:

$$\frac{\text{concentration (1)}}{\text{reporting level (1)}} + \frac{\text{concentration (2)}}{\text{reporting level (2)}} + \dots \geq 1.0$$

When radionuclides other than those in Table 3.12-2 are detected and are the result of plant effluents, this report shall be submitted if the potential annual dose\* to A MEMBER OF THE PUBLIC is equal to or greater than the calendar year limits of Specifications 3.11.1.2, 3.11.2.2 and 3.11.2.3. This report is not required if the measured level of radioactivity was not the result of plant effluents; however, in such an event, the condition shall be reported and described in the Annual Radiological Environmental Operating Report.

- c. With milk or fresh leafy vegetable samples unavailable from one or more of the sample locations required by Table 3.12-1, identify locations for obtaining replacement samples and add them to the radiological environmental monitoring program within 30 days. The specific

\*The methodology and parameters used to estimate the potential annual dose to a MEMBER OF THE PUBLIC shall be indicated in this report.

## RADIOLOGICAL ENVIRONMENTAL MONITORING

### LIMITING CONDITION FOR OPERATION (Continued)

---

#### ACTION: (Continued)

locations from which samples were unavailable may then be deleted from the monitoring program. In lieu of a Licensee Event Report and pursuant to Specification 6.9.1.11, identify the cause of the unavailability of samples and identify the new location(s) for obtaining replacement samples in the next Semiannual Radioactive Effluent Release Report and also include in the report a revised figure(s) and table for the ODCM reflecting the new location(s).

- d. The provisions of Specifications 3.0.3 and 3.0.4 are not applicable.

### SURVEILLANCE REQUIREMENTS

---

4.12.1 The radiological environmental monitoring samples shall be collected pursuant to Table 3.12-1 from the specific locations given in the table and figure(s) in the ODCM, and shall be analyzed pursuant to the requirements of Table 3.12-1 and the detection capabilities required by Table 4.12-1.

TABLE 3.12-1

RADIOLOGICAL ENVIRONMENTAL MONITORING PROGRAM\*

<u>EXPOSURE PATHWAY AND/OR SAMPLE</u>	<u>NUMBER OF REPRESENTATIVE SAMPLES AND SAMPLE LOCATIONS<sup>a</sup></u>	<u>SAMPLING AND COLLECTION FREQUENCY</u>	<u>TYPE AND FREQUENCY OF ANALYSIS</u>
1. DIRECT RADIATION <sup>b</sup>	<p>34 routine monitoring stations either with two or more dosimeters or with one instrument for measuring and recording dose rate continuously, placed as follows:</p> <p>An inner ring of stations, one in each meteorological sector in the general area of the SITE BOUNDARY;</p> <p>An outer ring of stations, one in each of the meteorological sectors of NE, ENE, E, ESE, SE in the 6- to 9-km range from the site, and one in each of the meteorological sectors of N, NNE, SSE, S, SSW in the 9- to 12-km range from the site.</p> <p>The balance of the stations to be placed in special interest areas such as population centers, nearby residences, schools, and in 1 or 2 areas to serve as control stations.</p>	Quarterly.	Gamma dose quarterly.

\*The number, media, frequency, and location of samples may vary from site to site. This table presents an acceptable minimum program for a site at which each entry is applicable. Local site characteristics must be examined to determine if pathways not covered by this table may significantly contribute to an individual's dose and should be included in the sampling program.

TABLE 3.12-1 (Continued)  
RADIOLOGICAL ENVIRONMENTAL MONITORING PROGRAM

<u>EXPOSURE PATHWAY AND/OR SAMPLE</u>	<u>NUMBER OF REPRESENTATIVE SAMPLES AND SAMPLE LOCATIONS<sup>a</sup></u>	<u>SAMPLING AND COLLECTION FREQUENCY</u>	<u>TYPE AND FREQUENCY OF ANALYSIS</u>
2. AIRBORNE			
Radioiodine and Particulates	<p>Samples from 5 locations:</p> <p>1 sample from close to the 1 SITE BOUNDARY location, having a high calculated annual average ground-level D/Q.</p> <p>3 samples from close to the 3 Columbia River locations having the highest calculated D/Q.</p> <p>1 sample from the vicinity of a community having the highest calculated annual average ground- level D/Q.</p> <p>1 sample from a control location, as for example 30-50 km distant and in the least prevalent wind direction.</p>	Continuous sampler operation with sample collection weekly, or more frequently if required by dust loading.	<p>Radioiodine Cannister: I-131 analysis weekly.</p> <p>Particulate Sampler: Gross beta radioactivity analysis following filter change;<sup>c</sup></p> <p>Gamma isotopic analysis<sup>d</sup> of composite (by location) quarterly.</p>
3. WATERBORNE			
a. Surface <sup>e</sup>	<p>1 sample upstream</p> <p>1 sample downstream</p>	Composite sample over 1-month period.	Gamma isotopic analysis <sup>d</sup> monthly. Composite for tritium analysis quarterly.
b. Ground	Samples from 1 or 2 sources only if likely to be affected. <sup>g</sup>	Quarterly.	Gamma isotopic <sup>d</sup> and tritium analysis quarterly.
c. Drinking	1 sample of each of 1 to 3 of the nearest water supplies that could be affected by its discharge.	Composite sample over 2-week period <sup>f</sup> when I-131 analysis is performed, monthly composite otherwise.	I-131 analysis on each composite when the dose calculated for the consump- tion of the water is greater than 1 mrem per year. <sup>h</sup>

TABLE 3.12-1 (Continued)  
RADIOLOGICAL ENVIRONMENTAL MONITORING PROGRAM

<u>EXPOSURE PATHWAY AND/OR SAMPLE</u>	<u>NUMBER OF REPRESENTATIVE SAMPLES AND SAMPLE LOCATIONS<sup>a</sup></u>	<u>SAMPLING AND COLLECTION FREQUENCY</u>	<u>TYPE AND FREQUENCY OF ANALYSIS</u>
3. WATERBORNE (Continued)			
	1 sample from a control location		Composite for gross beta and gamma isotopic analysis <sup>d</sup> monthly. Composite for tritium analysis quarterly.
d. Sediment from shoreline	1 sample from downstream area with existing or potential recreational value.	Semiannually.	Gamma isotopic analysis <sup>d</sup> semiannually.
4. INGESTION			
a. Milk	Samples from milking animals in 3 locations within 5 km distance having the highest dose potential. If there are none, then, 1 sample from milking animals in each of 3 areas between 5-16 km distant where doses are calculated to be greater than 1 mrem per yr. <sup>h</sup>	Semimonthly when animals are on pasture, monthly at other times.	Gamma isotopic <sup>d</sup> and I-131 analysis semimonthly when animals are on pasture; monthly at other times.
	1 sample from milking animals at a control location, 30-50 km distant and in the least prevalent wind direction.		
b. Fish and Invertebrates	1 sample of each recreationally important species in vicinity of plant discharge area.  1 sample of same species in areas not influenced by plant discharge.	Sample in season, or semiannually if they are not seasonal.	Gamma isotopic analysis <sup>d</sup> on edible portions.

TABLE 3.12-1 (Continued)  
RADIOLOGICAL ENVIRONMENTAL MONITORING PROGRAM

<u>EXPOSURE PATHWAY AND/OR SAMPLE</u>	<u>NUMBER OF REPRESENTATIVE SAMPLES AND SAMPLE LOCATIONS<sup>a</sup></u>	<u>SAMPLING AND COLLECTION FREQUENCY</u>	<u>TYPE AND FREQUENCY OF ANALYSIS</u>
4. INGESTION (Continued)			
c. Food Products	1 sample of each principal class of food products from any area that is irrigated by water in which liquid plant wastes have been discharged.	At time of harvest. <sup>i</sup>	Gamma isotopic analyses <sup>d</sup> on edible portion.
	Samples of 3 different kinds of broad leaf vegetation grown nearest each of two different offsite locations of highest predicted annual average ground- level D/Q if milk sampling is not performed.	Monthly during growing season.	Gamma isotopic <sup>d</sup> and I-131 analysis.
	1 sample of each of the similar broad leaf vegetation grown 30-50 km distant in the least prevalent wind direction if milk sampling is not performed.	Monthly during growing season.	Gamma isotopic <sup>d</sup> and I-131 analysis.

TABLE 3.12-1 (Continued)

TABLE NOTATIONS

- <sup>a</sup> Specific parameters of distance and direction sector from the centerline of one reactor, and additional description where pertinent, shall be provided for each and every sample location in Table 3.12-1 in a table and figure(s) in the ODCM. Refer to NUREG-0133, "Preparation of Radiological Effluent Technical Specifications for Nuclear Power Plants," October 1978, and to Radiological Assessment Branch Technical Position, Revision 1, November 1979. Deviations are permitted from the required sampling schedule if specimens are unobtainable due to circumstances such as hazardous conditions, seasonal unavailability, and malfunction of automatic sampling equipment. If specimens are unobtainable due to sampling equipment malfunction, effort shall be made to complete corrective action prior to the end of the next sampling period. All deviations from the sampling schedule shall be documented in the Annual Radiological Environmental Operating Report pursuant to Specification 6.9.1.10. It is recognized that, at times, it may not be possible or practicable to continue to obtain samples of the media of choice at the most desired location or time. In these instances suitable alternative media and locations may be chosen for the particular pathway in question and appropriate substitutions made within 30 days in the radiological environmental monitoring program. In lieu of a Licensee Event Report and pursuant to Specification 6.9.1.11, identify the cause of the unavailability of samples for that pathway and identify the new location(s) for obtaining replacement samples in the next Semiannual Radioactive Effluent Release Report and also include in the report a revised figure(s) and table for the ODCM reflecting the new location(s).
- <sup>b</sup> One or more instruments, such as a pressurized ion chamber, for measuring and recording dose rate continuously may be used in place of, or in addition to, integrating dosimeters. For the purposes of this table, a thermoluminescent dosimeter (TLD) is considered to be one phosphor card with multiple readout areas; a phosphor card in a packet is considered to be equivalent to two or more dosimeters. Film badges shall not be used as dosimeters for measuring direct radiation. (The number of direct radiation monitoring stations may be reduced according to geographical limitations. The frequency of analysis or readout for TLD systems will depend upon the characteristics of the specific system used and should be selected to obtain optimum dose information with minimal fading.)
- <sup>c</sup> Airborne particulate sample filters shall be analyzed for gross beta radioactivity 24 hours or more after sampling to allow for radon and thoron daughter decay. If gross beta activity in air particulate samples is greater than 10 times the yearly mean of control samples, gamma isotopic analysis shall be performed on the individual samples.
- <sup>d</sup> Gamma isotopic analysis means the identification and quantification of gamma-emitting radionuclides that may be attributable to the effluents from the facility.
- <sup>e</sup> The "upstream sample" shall be taken at a distance beyond significant influence of the discharge. The "downstream" sample shall be taken in an area beyond but near the mixing zone.



TABLE 3.12-1 (Continued)

TABLE NOTATIONS

- <sup>f</sup> A composite sample is one in which the quantity (aliquot) of liquid sampled is proportional to the quantity of flowing liquid and in which the method of sampling employed results in a specimen that is representative of the liquid flow. In this program composite sample aliquots shall be collected at time intervals that are very short (e.g., hourly) relative to the compositing period (e.g., monthly) in order to assure obtaining a representative sample.
- <sup>g</sup> Groundwater samples shall be taken when this source is tapped for drinking or irrigation purposes in areas where the hydraulic gradient or recharge properties are suitable for contamination.
- <sup>h</sup> The dose shall be calculated for the maximum organ and age group, using the methodology and parameters in the ODCM.
- <sup>i</sup> If harvest occurs more than once a year, sampling shall be performed during each discrete harvest. If harvest occurs continuously, sampling shall be monthly. Attention shall be paid to including samples of tuberous and root food products.

TABLE 3.12-2

REPORTING LEVELS FOR RADIOACTIVITY CONCENTRATIONS IN ENVIRONMENTAL SAMPLES

ANALYSIS	WATER (pCi/L)	AIRBORNE PARTICULATE OR GASES (pCi/m <sup>3</sup> )	FISH (pCi/kg, wet)	MILK (pCi/L)	FOOD PRODUCTS (pCi/kg, wet)
H-3(1)	$2 \times 10^4$				
Mn-54	$1 \times 10^3$		$3 \times 10^4$		
Fe-59	$4 \times 10^2$		$1 \times 10^4$		
Co-58	$1 \times 10^3$		$3 \times 10^4$		
Co-60	$3 \times 10^2$		$1 \times 10^4$		
Zn-65	$3 \times 10^2$		$2 \times 10^4$		
Zr-Nb-95	$4 \times 10^2$				
I-131	2	0.9		3	$1 \times 10^2$
Cs-134	30	10	$1 \times 10^3$	60	$1 \times 10^3$
Cs-137	50	20	$2 \times 10^3$	70	$2 \times 10^3$
Ba-La-140	$2 \times 10^2$			$3 \times 10^2$	

(1) For drinking water samples. The value given is the 40 CFR Part 141 value. If no drinking water pathway exists, a value of 30,000 pCi/L may be used.

TABLE 4.12-1

DETECTION CAPABILITIES FOR ENVIRONMENTAL SAMPLE ANALYSIS<sup>a</sup>LOWER LIMIT OF DETECTION (LLD)<sup>b</sup>

ANALYSIS	WATER (pCi/L)	AIRBORNE PARTICULATE OR GASES (pCi/m <sup>3</sup> )	FISH (pCi/kg, wet)	MILK (pCi/L)	FOOD PRODUCTS (pCi/kg, wet)	SEDIMENT (pCi/kg, dry)
Gross beta	4	$1 \times 10^{-2}$				
H-3	2000*					
Mn-54	15		130			
Fe-59	30		260			
Co-58,60	15		130			
Zn-65	30		260			
Zr-95	30					
Nb-95	15					
I-131		$7 \times 10^{-2}$		1	60	
Cs-134	15	$5 \times 10^{-2}$	130	15	60	150
Cs-137	18	$6 \times 10^{-2}$	150	18	80	180
Ba-140	60			60		
La-140	15			15		

\* If no drinking water pathway exists, a value of 3,000 pCi/L may be used.

TABLE 4.12-1 (Continued)

TABLE NOTATIONS

<sup>a</sup> This list does not mean that only these nuclides are to be considered. Other peaks that are identifiable, together with those of the above nuclides, shall also be analyzed and reported in the Annual Radiological Environmental Operating Report pursuant to Specification 6.9.1.10.

<sup>b</sup> Required detection capabilities for thermoluminescent dosimeters used for environmental measurements shall be in accordance with the recommendations of Regulatory Guide 4.13, except for specification regarding energy dependence. Correction factors shall be provided for energy ranges not meeting the energy dependence specification.

<sup>c</sup> The LLD is defined, for purposes of these specifications, as the smallest concentration of radioactive material in a sample that will yield a net count, above system background, that will be detected with 95% probability with only 5% probability of falsely concluding that a blank observation represents a "real" signal.

For a particular measurement system, which may include radiochemical separation:

$$LLD = \frac{4.66 s_b}{E \cdot V \cdot 2.22 \cdot Y \cdot \exp(-\lambda \Delta t)}$$

Where:

LLD is the "a priori" lower limit of detection as defined above, as picocuries per unit mass or volume,

$s_b$  is the standard deviation of the background counting rate or of the counting rate of a blank sample as appropriate, as counts per minute,

E is the counting efficiency, as counts per disintegration,

V is the sample size in units of mass or volume,

2.22 is the number of disintegrations per minute per picocurie,

Y is the fractional radiochemical yield, when applicable,

$\lambda$  is the radioactive decay constant for the particular radionuclide, and

$\Delta t$  for environmental samples is the elapsed time between sample collection, or end of the sample collection period, and time of counting

Typical values of E, V, Y, and  $\Delta t$  should be used in the calculation.

TABLE 4.12-1 (Continued)

TABLE NOTATIONS

It should be recognized that the LLD is defined as an a priori (before the fact) limit representing the capability of a measurement system and not as an a posteriori (after the fact) limit for a particular measurement. Analyses shall be performed in such a manner that the stated LLDs will be achieved under routine conditions. Occasionally background fluctuations, unavoidable small sample sizes, the presence of interfering nuclides, or other uncontrollable circumstances may render these LLDs unachievable. In such cases, the contributing factors shall be identified and described in the Annual Radiological Environmental Operating Report pursuant to Specification 6.9.1.10.

<sup>d</sup> LLD for drinking water samples. If no drinking water pathway exists, the LLD of gamma isotopic analysis may be used.

## RADIOLOGICAL ENVIRONMENTAL MONITORING

### 3/4.12.2 LAND USE CENSUS

#### LIMITING CONDITION FOR OPERATION

3.12.2 A land use census shall be conducted and shall identify within a distance of 8 km (5 miles) the location in each of the 16 meteorological sectors of the nearest milk animal, the nearest residence and the nearest garden\* of greater than 50 m<sup>2</sup> (500 ft<sup>2</sup>) producing broad leaf vegetation.

APPLICABILITY: At all times.

#### ACTION:

- a. With a land use census identifying a location(s) that yields a calculated dose or dose commitment greater than the values currently being calculated in Specification 4.11.2.3, in lieu of a Licensee Event Report, identify the new location(s) in the next Semiannual Radioactive Effluent Release Report, pursuant to Specification 6.9.1.11.
- b. With a land use census identifying a location(s) that yields a calculated dose or dose commitment (via the same exposure pathway) 20% greater than at a location from which samples are currently being obtained in accordance with Specification 3.12.1, add the new location(s) to the radiological environmental monitoring program within 30 days. The sampling location(s), excluding the control station location, having the lowest calculated dose or dose commitment(s), via the same exposure pathway, may be deleted from this monitoring program after October 31 of the year in which this land use census was conducted. In lieu of a Licensee Event Report and pursuant to Specification 6.9.1.11, identify the new location(s) in the next Semiannual Radioactive Effluent Release Report and also include in the report a revised figure(s) and table for the ODCM reflecting the new location(s).
- c. The provisions of Specifications 3.0.3 and 3.0.4 are not applicable.

#### SURVEILLANCE REQUIREMENTS

4.12.2 The land use census shall be conducted during the growing season at least once per calendar year using that information that will provide the best results, such as by a door-to-door survey, aerial survey, or by consulting local agriculture authorities. The results of the land use census shall be included in the Annual Radiological Environmental Operating Report pursuant to Specification 6.9.1.10.

\*Broad leaf vegetation sampling of at least three different kinds of vegetation may be performed at the SITE BOUNDARY in each of two different direction sectors with the highest predicted D/Qs in lieu of the garden census. Specifications for broad leaf vegetation sampling in Table 3.12-1 shall be followed, including analysis of control samples.

—

५५  
५६

五



24

4

## RADIOLOGICAL ENVIRONMENTAL MONITORING

### 3/4.12.3 INTERLABORATORY COMPARISON PROGRAM

#### LIMITING CONDITION FOR OPERATION

3.12.3 Analyses shall be performed on all radioactive materials, supplied as part of an Interlaboratory Comparison Program that has been approved by the Commission, that correspond to samples required by Table 3.12-1.

APPLICABILITY: At all times.

#### ACTION:

- a. With analyses not being performed as required above, report the corrective actions taken to prevent a recurrence to the Commission in the Annual Radiological Environmental Operating Report pursuant to Specification 6.9.1.10.
- b. The provisions of Specifications 3.0.3 and 3.0.4 are not applicable.

#### SURVEILLANCE REQUIREMENTS

4.12.3 The Interlaboratory Comparison Program shall be described in the ODCM. A summary of the results obtained as part of the above required Interlaboratory Comparison Program shall be included in the Annual Radiological Environmental Operating Report pursuant to Specification 6.9.1.10.





## INSTRUMENTATION

### BASES

#### MONITORING INSTRUMENTATION (Continued)

##### 3/4.3.7.2 SEISMIC MONITORING INSTRUMENTATION

The OPERABILITY of the seismic monitoring instrumentation ensures that sufficient capability is available to promptly determine the magnitude of a seismic event and evaluate the response of those features important to safety. This capability is required to permit comparison of the measured response to that used in the design basis for the unit. This instrumentation is consistent with the recommendations of Regulatory Guide 1.12, "Instrumentation for Earthquakes," April 1974.

##### 3/4.3.7.3 METEOROLOGICAL MONITORING INSTRUMENTATION

The OPERABILITY of the meteorological monitoring instrumentation ensures that sufficient meteorological data are available for estimating potential radiation doses to the public as a result of routine or accidental release of radioactive materials to the atmosphere. This capability is required to evaluate the need for initiating protective measures to protect the health and safety of the public. This instrumentation is consistent with the recommendations of Regulatory Guide 1.23, "Onsite Meteorological Programs," February, 1972.

##### 3/4.3.7.4 REMOTE SHUTDOWN MONITORING INSTRUMENTATION

The OPERABILITY of the remote shutdown monitoring instrumentation ensures that sufficient capability is available to permit shutdown and maintenance of HOT SHUTDOWN of the unit from locations outside of the control room. This capability is required in the event control room habitability is lost and is consistent with General Design Criterion 19 of Appendix A to 10 CFR Part 50.

##### 3/4.3.7.5 ACCIDENT MONITORING INSTRUMENTATION

The OPERABILITY of the accident monitoring instrumentation ensures that sufficient information is available on selected plant parameters to monitor and assess important variables following an accident. This capability is consistent with the recommendations of Regulatory Guide 1.97, "Instrumentation for Light Water Cooled Nuclear Power Plants to Assess Plant Conditions During and Following an Accident," December 1975 and NUREG-0737, "Clarification of TMI Action Plan Requirements," November 1980.

##### 3/4.3.7.6 SOURCE RANGE MONITORS

The source range monitors provide the operator with information of the status of the neutron level in the core at very low power levels during startup and shutdown. At these power levels, reactivity additions shall not be made without this flux level information available to the operator. When the intermediate range monitors are on scale, adequate information is available without the SRMs and they can be retracted.

##### 3/4.3.7.7 TRAVERSING IN-CORE PROBE SYSTEM

The OPERABILITY of the traversing in-core probe system with the specified minimum complement of equipment ensures that the measurements obtained from use of this equipment accurately represent the spatial neutron flux distribution of the reactor core.

## INSTRUMENTATION

### BASES

#### MONITORING INSTRUMENTATION (Continued)

##### 3/4.3.7<sup>10</sup> LOOSE-PART DETECTION SYSTEM

The OPERABILITY of the loose-part detection system ensures that sufficient capability is available to detect loose metallic parts in the primary system and avoid or mitigate damage to primary system components. The allowable out-of-service times and surveillance requirements are consistent with the recommendations of Regulatory Guide 1.133, "Loose-Part Detection Program for the Primary System of Light-Water-Cooled Reactors," May 1981.

##### ~~3/4.3.7.10 RADIOACTIVE LIQUID EFFLUENT MONITORING INSTRUMENTATION~~

~~The radioactive liquid effluent instrumentation is provided to monitor and control, as applicable, the releases of radioactive materials in liquid effluents during actual or potential releases of liquid effluents. The alarm/trip setpoints for these instruments shall be calculated and adjusted in accordance with the methodology and parameters in the ODCM to ensure that the alarm/trip will occur prior to exceeding the limits of 10 CFR Part 20. The OPERABILITY and use of this instrumentation is consistent with the requirements of General Design Criteria 60, 63, and 64 of Appendix A to 10 CFR Part 50. The purpose of tank level indicating devices is to assure the detection and control of leaks that if not controlled could potentially result in the transport of radioactive materials to UNRESTRICTED AREAS.~~

[illegible]

245

2

*(Signature)*

INSTRUMENTATION

BASES

MONITORING INSTRUMENTATION (Continued)

EXPLOSIVE  
3/4.3.7.11 RADIOACTIVE GASEOUS EFFLUENT MONITORING INSTRUMENTATION

*provides* The radioactive gaseous effluent instrumentation is provided to monitor and control, as applicable, the releases of radioactive materials in gaseous effluents during actual or potential releases of gaseous effluents. The alarm/trip setpoints for these instruments shall be calculated and adjusted in accordance with the methodology and parameters in the ODCM to ensure that the alarm/trip will occur prior to exceeding the limits of 10 CFR Part 20. This instrumentation also includes provisions for monitoring and controlling the concentrations of potentially explosive gas mixtures in the WASTE GAS HOLDUP SYSTEM. The OPERABILITY and use of this instrumentation is consistent with the requirements of General Design Criteria 60, 63, and 64 of Appendix A to 10 CFR Part 50. *insert*

3/4.3.8 TURBINE OVERSPEED PROTECTION SYSTEM

This specification is provided to ensure that the turbine overspeed protection system instrumentation and the turbine speed control valves are OPERABLE and will protect the turbine from excessive overspeed. Protection from turbine excessive overspeed is required since excessive overspeed of the turbine could generate potentially damaging missiles which could impact and damage safety-related components, equipment or structures.

3/4.3.9 FEEDWATER SYSTEM/MAIN TURBINE TRIP SYSTEM ACTUATION INSTRUMENTATION

The feedwater system/main turbine trip system actuation instrumentation is provided to initiate the feedwater system/main turbine trip system in the event of reactor vessel water level equal to or greater than the level 8 setpoint associated with a feedwater controller failure.

100-100000

Insert to page 8 3/4 3-7

to ensure that the concentration of potentially explosive gas mixtures contained in the offgas holdup system is maintained below the flammability limits of hydrogen. Maintaining the concentration of hydrogen below its flammability limit in accordance with Specification 3/4 11.2.6 provides assurance that the releases of radioactive materials will be controlled in conformance with the requirements of General Design Criterion 60 of Appendix A to 10 CFR Part 50.

[illegible]

一、



### 3/4.11 RADIOACTIVE EFFLUENTS

#### BASES

#### 3/4.11.1 LIQUID EFFLUENTS

3/4.1.1.1 - Relocated to ODCM

#### 3/4.1.1.1 CONCENTRATION

3/4.1.1.2 - Relocated to ODCM

3/4.1.1.3 - Relocated to ODCM

This specification is provided to ensure that the concentration of radioactive materials released in liquid waste effluents to UNRESTRICTED AREAS will be less than the concentration levels specified in 10 CFR Part 20, Appendix B, Table II, Column 2. This limitation provides additional assurance that the levels of radioactive materials in bodies of water in UNRESTRICTED AREAS will result in exposures within (1) the Section II.A design objectives of Appendix I, 10 CFR Part 50, to a MEMBER OF THE PUBLIC and (2) the limits of 10 CFR 20.106(e) to the population. The concentration limit for dissolved or entrained noble gases is based upon the assumption that Xe-135 is the controlling radioisotope and its MPC in air (submersion) was converted to an equivalent concentration in water using the methods described in International Commission on Radiological Protection (ICRP) Publication 2.

This specification applies to the release of radioactive materials in liquid effluents from all reactor units at the site.

The required detection capabilities for radioactive materials in liquid waste samples are tabulated in terms of the lower limits of detection (LLDs). Detailed discussion of the LLD, and other detection limits can be found in HASL Procedures Manual, HASL-300 (revised annually), Currie, L. A., "Limits for Qualitative Detection and Quantitative Determination - Application to Radiochemistry," Anal. Chem. 40, 586-93 (1968), and Hartwell, J. K., "Detection Limits for Radioanalytical Counting Techniques," Atlantic Richfield Hanford Company Report ARH-SA-215 (June 1975).

#### 3/4.11.1.2 DOSE

This specification is provided to implement the requirements of Sections II.A, III.A, and IV.A of Appendix I, 10 CFR Part 50. The Limiting Condition for Operation implements the guides set forth in Section II.A of Appendix I. The ACTION statements provide the required operating flexibility and at the same time implement the guides set forth in Section IV.A of Appendix I to assure that the releases of radioactive material in liquid effluents to UNRESTRICTED AREAS will be kept "as low as is reasonably achievable." Also, for fresh water sites with drinking water supplies that can be potentially affected by plant operations, there is reasonable assurance that the operation of the facility will not result in radionuclide concentrations in the finished drinking water that are in excess of the requirements of 40 CFR Part 141. The dose calculation methodology and parameters in the ODCM implement the requirements in Section III.A of Appendix I that conformance with the guides of Appendix I be shown by calculational procedures based on models and data, such that the actual exposure of a MEMBER OF THE PUBLIC through appropriate pathways is unlikely to be substantially underestimated. The equations specified in the ODCM for calculating the doses due to the actual release rates of radioactive materials in liquid effluents are consistent with the methodology provided in

11

12

13

14

15

16

17

18

## RADIOACTIVE EFFLUENTS

### BASES

#### DOSE (Continued)

Regulatory Guide 1.109, "Calculation of Annual Doses to Man from Routine Releases of Reactor Effluents for the Purpose of Evaluating Compliance with 10 CFR Part 50, Appendix I," Revision 1, October 1977 and Regulatory Guide 1.113, "Estimating Aquatic Dispersion of Effluents from Accidental and Routine Reactor Releases for the Purpose of Implementing Appendix I," April 1977.

This specification applies to the release of radioactive materials in liquid effluents from each reactor unit at the site.

#### 3/4.11.1.3 LIQUID RADWASTE TREATMENT SYSTEM

The OPERABILITY of the liquid radwaste treatment system ensures that this system will be available for use whenever liquid effluents require treatment prior to release to the environment. The requirement that the appropriate portions of this system be used, when specified, provides assurance that the releases of radioactive materials in liquid effluents will be kept "as low as is reasonably achievable." This specification implements the requirements of 10 CFR 50.36a, General Design Criterion 60 of Appendix A to 10 CFR Part 50 and the design objective given in Section II.D of Appendix I to 10 CFR Part 50. The specified limits governing the use of appropriate portions of the liquid radwaste treatment system were specified as a suitable fraction of the dose design objectives set forth in Section II.A of Appendix I, 10 CFR Part 50, for liquid effluents.

This specification applies to the release of radioactive materials in liquid effluents from each reactor unit at the site.

#### 3/4.11.1.4 LIQUID HOLDUP TANKS

The tanks listed in this specification include all those outdoor radwaste tanks that are not surrounded by liners, dikes, or walls capable of holding the tank contents and that do not have tank overflows and surrounding area drains connected to the liquid radwaste treatment system.

Restricting the quantity of radioactive material contained in the specified tanks provides assurance that in the event of an uncontrolled release of the tanks' contents, the resulting concentrations would be less than the limits of 10 CFR Part 20, Appendix B, Table II, Column 2, at the nearest potable water supply and the nearest surface water supply in an UNRESTRICTED AREA.

#### 3/4.11.2 GASEOUS EFFLUENTS

##### 3/4.11.2.1 DOSE RATE

This specification is provided to ensure that the dose at any time at and beyond the SITE BOUNDARY from gaseous effluents from all units on the site will be within the annual dose limits of 10 CFR Part 20 to UNRESTRICTED AREAS. The annual dose limits are the doses associated with the concentrations of 10 CFR

3/4.11.2.1 - Relocated to ODCM  
3/4.11.2.2 - Relocated to ODCM  
3/4.11.2.3 - Relocated to ODCM  
3/4.11.2.4 - Relocated to ODCM

3/4.11.2.5 - Relocated to ODCM

## RADIOACTIVE EFFLUENTS

### BASES

#### DOSE RATE (Continued)

Part 20, Appendix B, Table II, Column 1. These limits provide reasonable assurance that radioactive material discharged in gaseous effluents will not result in the exposure of a MEMBER OF THE PUBLIC in an UNRESTRICTED AREA, either within or outside the SITE BOUNDARY, to annual average concentrations exceeding the limits specified in Appendix B, Table II of 10 CFR Part 20 (10 CFR 20.106(b)). For MEMBERS OF THE PUBLIC who may at times be within the SITE BOUNDARY, the occupancy of that MEMBER OF THE PUBLIC will usually be sufficiently low to compensate for any increase in the atmospheric diffusion factor above that for the SITE BOUNDARY. Examples of calculations for such MEMBERS OF THE PUBLIC, with the appropriate occupancy factors, shall be given in the ODCM. The specified release rate limits restrict, at all times, the corresponding gamma and beta dose rates above background to a MEMBER OF THE PUBLIC at or beyond the SITE BOUNDARY to less than or equal to 500 mrem/year to the total body or to less than or equal to 3000 mrem/year to the skin. These release rate limits also restrict, at all times, the corresponding thyroid dose rate above background to a child via the inhalation pathway to less than or equal to 1500 mrem/year.

This specification applies to the release of radioactive materials in gaseous effluents from all reactor units at the site.

The required detection capabilities for radioactive materials in gaseous waste samples are tabulated in terms of the lower limits of detection (LLDs). Detailed discussion of the LLD, and other detection limits can be found in HASL Procedures Manual, HASL-300 (revised annually), Currie, L. A., "Limits for Qualitative Detection and Quantitative Determination - Application to Radiochemistry," Anal. Chem. 40, 586-93 (1968), and Hartwell, J. K., "Detection Limits for Radioanalytical Counting Techniques," Atlantic Richfield Hanford Company Report ARH-SA-215 (June 1975).

#### 3/4.11.2.2 DOSE - NOBLE GASES

This specification is provided to implement the requirements of Sections II.B, III.A, and IV.A of Appendix I, 10 CFR Part 50. The Limiting Condition for Operation implements the guides set forth in Section II.B of Appendix I. The ACTION statements provide the required operating flexibility and at the same time implement the guides set forth in Section IV.A of Appendix I to assure that the releases of radioactive material in gaseous effluents to UNRESTRICTED AREAS will be kept "as low as is reasonably achievable." The Surveillance Requirements implement the requirements in Section III.A of Appendix I that conformance with the guides of Appendix I be shown by calculational procedures based on models and data such that the actual exposure of a MEMBER OF THE PUBLIC through appropriate pathways is unlikely to be substantially underestimated. The dose calculation methodology and parameters established in the ODCM for calculating the doses due to the actual release rates of radioactive noble gases in gaseous effluents are consistent with the methodology provided in Regulatory Guide 1.109, "Calculation of Annual Doses to Man from Routine Releases of Reactor Effluents for the Purpose of Evaluating Compliance with

金  
一  
二  
三  
四  
五  
六

62  
—  
44  
—  
—

五

## RADIOACTIVE EFFLUENTS

### BASES

#### DOSE - NOBLE GASES (Continued)

10 CFR Part 50, Appendix I, "Revision 1, October 1977 and Regulatory Guide 1.111, "Methods for Estimating Atmospheric Transport and Dispersion of Gaseous Effluents in Routine Releases from Light-Water Cooled Reactors," Revision 1, July 1977. The ODCM equations provided for determining the air doses at and beyond the SITE BOUNDARY are based upon the historical average atmospheric conditions.

This specification applies to the release of radioactive materials in gaseous effluents from each reactor unit at the site.

#### 3/4.11.2.3 DOSE - IODINE-131, IODINE-133, TRITIUM, AND RADIONUCLIDES IN PARTICULATE FORM

This specification is provided to implement the requirements of Sections II.C, III.A, and IV.A of Appendix I, 10 CFR Part 50. The Limiting Conditions for Operation are the guides set forth in Section II.C of Appendix I. The ACTION statements provide the required operating flexibility and at the same time implement the guides set forth in Section IV.A of Appendix I to assure that the releases of radioactive materials in gaseous effluents to UNRESTRICTED AREAS will be kept "as low as is reasonably achievable." The ODCM calculational methods specified in the Surveillance Requirements implement the requirements in Section III.A of Appendix I that conformance with the guides of Appendix I be shown by calculational procedures based on models and data, such that the actual exposure of a MEMBER OF THE PUBLIC through appropriate pathways is unlikely to be substantially underestimated. The ODCM calculational methodology and parameters for calculating the doses due to the actual release rates of the subject materials are consistent with the methodology provided in Regulatory Guide 1.109, "Calculation of Annual Doses to Man from Routine Releases of Reactor Effluents for the Purpose of Evaluating Compliance with 10 CFR Part 50, Appendix I," Revision 1, October 1977 and Regulatory Guide 1.111, "Methods for Estimating Atmospheric Transport and Dispersion of Gaseous Effluents in Routine Releases from Light-Water-Cooled Reactors," Revision 1, July 1977. These equations also provide for determining the actual doses based upon the historical average atmospheric conditions or concurrent meteorology. The release rate specifications for iodine-131, iodine-133, tritium, and radionuclides in particulate form with half-lives greater than 8 days are dependent upon the existing radionuclide pathways to man, in the areas at and beyond the SITE BOUNDARY. The pathways that were examined in the development of these calculations were: (1) individual inhalation of airborne radionuclides, (2) deposition of radionuclides onto green leafy vegetation with subsequent consumption by man, (3) deposition onto grassy areas where milk animals and meat-producing animals graze with consumption of the milk and meat by man, and (4) deposition on the ground with subsequent exposure of man.

This specification applies to the release of radioactive materials in gaseous effluents from each reactor unit at the site.



## RADIOACTIVE EFFLUENTS

### BASES

#### 3/4.11.2.4 and 3/4.11.2.5 GASEOUS RADWASTE TREATMENT SYSTEM and VENTILATION EXHAUST TREATMENT SYSTEM

The OPERABILITY of the GASEOUS RADWASTE TREATMENT SYSTEM and the VENTILATION EXHAUST TREATMENT SYSTEM ensures that the systems will be available for use whenever gaseous effluents require treatment prior to release to the environment. The requirement that the appropriate portions of these systems be used, when specified, provides reasonable assurance that the releases of radioactive materials in gaseous effluents will be kept "as low as is reasonably achievable." This specification implements the requirements of 10 CFR 50.36a, General Design Criterion 60 of Appendix A to 10 CFR Part 50, and the design objectives given in Section II.D of Appendix I to 10 CFR Part 50. The specified limits governing the use of appropriate portions of the systems were specified as a suitable fraction of the dose design objectives set forth in Sections II.B and II.C of Appendix I, 10 CFR Part 50, for gaseous effluents.

#### 3/4.11.2.6 EXPLOSIVE GAS MIXTURE

This specification is provided to ensure that the concentration of potentially explosive gas mixtures contained in the offgas system is maintained below the flammability limits of hydrogen and oxygen. Maintaining the concentration of hydrogen and oxygen below their flammability limits provides assurance that the releases of radioactive materials will be controlled in conformance with the requirements of General Design Criterion 60 of Appendix A to 10 CFR Part 50.

#### 3/4.11.2.7 MAIN CONDENSER

Restricting the gross radioactivity rate of noble gases from the main condenser provides reasonable assurance that the total body exposure to an individual at the exclusion area boundary will not exceed a small fraction of the limits of 10 CFR Part 100 in the event this effluent is inadvertently discharged directly to the environment without treatment. This specification implements the requirements of General Design Criteria 60 and 64 of Appendix A to 10 CFR Part 50.

#### 3/4.11.2.8 VENTING OR PURGING

This specification provides reasonable assurance that releases from drywell purging operations will not exceed the annual dose limits of 10 CFR Part 20 for unrestricted areas.

#### 3/4.11.3 SOLID RADIOACTIVE WASTE

This specification implements the requirements of 10 CFR 50.36a and General Design Criterion 60 of Appendix A to 10 CFR Part 50. The process parameters included in establishing the PROCESS CONTROL PROGRAM may include, but are not limited to, waste type, waste pH, waste/liquid/solidification agent/catalyst ratios, waste oil content, waste principal chemical constituents, mixing and curing times.

add to  
Page  
B-3/4-11-1



1

2

3

4

5

6

7

8

9

10

11

12

13

14

15

16

17

18

19

20

21

22

23

24

25

26

27

28

29

30

31

32

33

34

35

36

37

38

39

40

## RADIOACTIVE EFFLUENTS

### BASES

#### 3/4.11.4 TOTAL DOSE

This specification is provided to meet the dose limitations of 40 CFR Part 190 that have been incorporated into 10 CFR Part 20 by 46 FR 18525. The specification requires the preparation and submittal of a Special Report whenever the calculated doses from plant generated radioactive effluents and direct radiation exceed 25 mrem to the total body or any organ, except the thyroid, which shall be limited to less than or equal to 75 mrem. For sites containing up to four reactors, it is highly unlikely that the resultant dose to a MEMBER OF THE PUBLIC will exceed the dose limits of 40 CFR Part 190 if the individual reactors remain within twice the dose design objectives of Appendix I, and if direct radiation doses from the reactor units and outside storage tanks are kept small. The Special Report will describe a course of action that should result in the limitation of the annual dose to a MEMBER OF THE PUBLIC to within the 40 CFR Part 190 limits. For the purposes of the Special Report, it may be assumed that the dose commitment to the MEMBER OF THE PUBLIC from other uranium fuel cycle sources is negligible, with the exception that dose contributions from other nuclear fuel cycle facilities at the same site or within a radius of 8 km must be considered. If the dose to any MEMBER OF THE PUBLIC is estimated to exceed the requirements of 40 CFR Part 190, the Special Report with a request for a variance (provided the release conditions resulting in violation of 40 CFR Part 190 have not already been corrected), in accordance with the provisions of 40 CFR 190.11 and 10 CFR 20.405c, is considered to be a timely request and fulfills the requirements of 40 CFR Part 190 until NRC staff action is completed. The variance only relates to the limits of 40 CFR Part 190, and does not apply in any way to the other requirements for dose limitation of 10 CFR Part 20, as addressed in Specifications 3.11.1.1 and 3.11.2.1. An individual is not considered a MEMBER OF THE PUBLIC during any period in which he/she is engaged in carrying out any operation that is part of the nuclear fuel cycle.

24

25

26

27

28

29

30

31

32

33

34

35

36

37

38

39

40

### 3/4.12 RADIOLOGICAL ENVIRONMENTAL MONITORING

#### BASES

#### 3/4.12.1 MONITORING PROGRAM

The radiological environmental monitoring program required by this specification provides representative measurements of radiation and of radioactive materials in those exposure pathways and for those radionuclides that lead to the highest potential radiation exposures of MEMBERS OF THE PUBLIC resulting from the plant operation. This monitoring program implements Section IV.B.2 of Appendix I to 10 CFR Part 50 and thereby supplements the radiological effluent monitoring program by verifying that the measurable concentrations of radioactive materials and levels of radiation are not higher than expected on the basis of the effluent measurements and the modeling of the environmental exposure pathways. Guidance for this monitoring program is provided by the Radiological Assessment Branch Technical Position on Environmental Monitoring. The initially specified monitoring program will be effective for at least the first 3 years of commercial operation. Following this period, program changes may be initiated based on operational experience.

The required detection capabilities for environmental sample analyses are tabulated in terms of the lower limits of detection (LLDs). The LLDs required by Table 4.12-1 are considered optimum for routine environmental measurements in industrial laboratories. It should be recognized that the LLD is defined as an a priori (before the fact) limit representing the capability of a measurement system and not as an a posteriori (after the fact) limit for a particular measurement.

Detailed discussion of the LLD, and other detection limits, can be found in HASL Procedures Manual, HASL-300 (revised annually), Currie, L. A., "Limits for Qualitative Detection and Quantitative Determination - Application to Radiochemistry," Anal. Chem. 40, 586-93 (1968), and Hartwell, J. K., "Detection Limits for Radioanalytical Counting Techniques," Atlantic Richfield Hanford Company Report ARH-SA-215 (June 1975).

#### 3/4.12.2 LAND USE CENSUS

This specification is provided to ensure that changes in the use of areas at and beyond the SITE BOUNDARY are identified and that modifications to the radiological environmental monitoring program are made if required by the results of this census. The best information from the door-to-door survey, from aerial survey or from consulting with local agricultural authorities shall be used. This census satisfies the requirements of Section IV.B.3 of Appendix I to 10 CFR Part 50. Restricting the census to gardens of greater than 50 m<sup>2</sup> provides assurance that significant exposure pathways via leafy vegetables will be identified and monitored since a garden of this size is the minimum required to produce the quantity (26 kg/year) of leafy vegetables assumed in Regulatory Guide 1.109 for consumption by a child. To determine this minimum garden size, the following assumptions were made: (1) 20% of the garden was used for growing broad leaf vegetation (i.e., similar to lettuce and cabbage), and (2) a vegetation yield of 2 kg/m<sup>2</sup>.

### 3/4.12 RADIOLOGICAL ENVIRONMENTAL MONITORING

#### BASES

#### 3/4.12.3 INTERLABORATORY COMPARISON PROGRAM

The requirement for participation in an approved Interlaboratory Comparison Program is provided to ensure that independent checks on the precision and accuracy of the measurements of radioactive material in environmental sample matrices are performed as part of the quality assurance program for environmental monitoring in order to demonstrate that the results are valid for the purposes of Section IV.B.2 of Appendix I to 10 CFR Part 50.

## ADMINISTRATIVE CONTROLS

### PROCEDURES AND PROGRAMS (Continued)

6.8.3 Temporary changes to procedures of Specification 6.8.1a. through j. may be made provided:

- a. The intent of the original procedure is not altered;
- b. The change is approved by two members of the unit management staff, at least one of whom holds a Senior Operator license on the unit affected; and
- c. The change is documented, reviewed by the POC, and approved by the Plant Manager within 14 days of implementation.

6.8.4 The following programs shall be established, implemented, and maintained:

a. Primary Coolant Sources Outside Containment

A program to reduce leakage from those portions of systems outside containment that could contain highly radioactive fluids during a serious transient or accident to as low as practical levels. The systems include the LPCS, HPCS, RHR, RCIC, hydrogen recombiner, process sampling, containment, and the standby gas treatment systems. The program shall include the following:

1. Preventive maintenance and periodic visual inspection requirements, and
2. Integrated leak test requirements for each system at refueling cycle intervals or less.

b. In-Plant Radiation Monitoring

A program which will ensure the capability to accurately determine the airborne iodine concentration in vital areas under accident conditions. This program shall include the following:

1. Training of personnel,
2. Procedures for monitoring, and
3. Provisions for maintenance of sampling and analysis equipment.

c. Post-accident Sampling

A program which will ensure the capability to obtain and analyze reactor coolant, radioactive iodines and particulates in plant gaseous effluents, and containment atmosphere samples under accident conditions. The program shall include the following:

1. Training of personnel,
2. Procedures for sampling and analysis, and
3. Provisions for maintenance of sampling and analysis equipment.

*Insert*

100

100

100

100

100

100

100

100

100

100

100

100

100

100

100

100

ADMINISTRATIVE CONTROLS

---

PROCEDURES AND PROGRAMS (Continued)

d. Radioactive Effluent Controls Program

A program shall be provided conforming with 10 CFR 50.36a for the control of radioactive effluents and for maintaining the doses to MEMBERS OF THE PUBLIC from radioactive effluents as low as reasonably achievable. The program (1) shall be contained in the ODCM, (2) shall be implemented by operating procedures, and (3) shall include remedial actions to be taken whenever the program limits are exceeded. The program shall include the following elements:

- 1) Limitations on the operability of radioactive liquid and gaseous monitoring instrumentation including surveillance tests and setpoint determination in accordance with the methodology in the ODCM,
- 2) Limitations on the concentrations of radioactive material released in liquid effluents to UNRESTRICTED AREAS conforming to 10 CFR Part 20, Appendix B, Table II, Column 2,
- 3) Monitoring, sampling and analysis of radioactive liquid and gaseous effluents in accordance with 10 CFR 20.106 and with the methodology and parameters in the ODCM,
- 4) Limitations on the annual and quarterly doses or dose commitment to a MEMBER OF THE PUBLIC from radioactive materials in liquid effluents released from each unit to UNRESTRICTED AREAS conforming to Appendix I to 10 CFR Part 50,
- 5) Determination of cumulative and projected dose contributions from radioactive effluents for the current calendar quarter and current calendar year in accordance with the methodology and parameters in the ODCM at least every 31 days.
- 6) Limitations on the operability and use of the liquid and gaseous effluent treatment systems to ensure that the appropriate portions of these systems are used to reduce releases of radioactivity when the projected doses in a 31 day period would exceed 2 percent of the guidelines for the annual dose or dose commitment conforming to Appendix I to 10 CFR Part 50,
- 7) Limitations on the dose rate resulting from radioactive material released in gaseous effluents to areas beyond the SITE BOUNDARY, conforming to the doses associated with 10 CFR Part 20, Appendix B, Table II, Column I,
- 8) Limitations on the annual and quarterly air dose resulting from noble gases released in gaseous effluents from each unit to areas beyond the SITE BOUNDARY conforming to Appendix I to 10 CFR Part 50,



100

100

100

100

100

100

100

100

100

100

100

100

100

100

100

100

100

100

100

100

100

100

100

100

100

100

100

100

100

100

100

100

100

100

100

100

100

100

100

100

100

100

100

100

100

100

100

100

ADMINISTRATIVE CONTROLS

---

d. Radioactive Effluent Controls Program (Continued)

- 9) Limitations on the annual and quarterly dose to a MEMBER OF THE PUBLIC from Iodine-131, Iodine-133, tritium, and all radionuclides in particulate form with half-lives greater than 8 days in gaseous effluents released from each unit to areas beyond the SITE BOUNDARY conforming to Appendix I to 10 CFR Part 50,
- 10) Limitations on venting and purging of the containment through the Standby Gas Treatment System to maintain releases as low as reasonably achievable, and
- 11) Limitations on the annual dose or dose commitment to any MEMBER OF THE PUBLIC due to releases of radioactivity and to radiation from uranium fuel cycle sources conforming to 40 CFR Part 190.

e. Radiological Environmental Monitoring Program

A program shall be provided to monitor the radiation and radionuclides in the environs of the plant. The program shall provide (1) representative measurements of radioactivity in the highest potential exposure pathways, and (2) verification of the accuracy of the effluent monitoring program and modeling of environmental exposure pathways. The program shall (1) be contained in the ODCM, (2) conform to the guidance of Appendix I to 10 CFR Part 50, and (3) include the following:

- 1) Monitoring, sampling, analysis and reporting of radiation and radionuclides in the environment in accordance with the methodology and parameters in the ODCM.
- 2) A Land Use Census to ensure that changes in the use of areas at and beyond the SITE BOUNDARY are identified and that modifications to the monitoring program are made if required by the results of this census, and
- 3) Participation in the Interlaboratory Comparison Program to ensure that independent checks on the precision and accuracy of the measurements of radioactive materials in environmental sample matrices are performed as part of the quality assurance program for environmental monitoring.

10

10

10

10

10

10

10

10

10

10

10

10

10



## ADMINISTRATIVE CONTROLS

### THIRTY DAY WRITTEN REPORTS

#### 6.9.1.9 DELETED

### ANNUAL RADIOLOGICAL ENVIRONMENTAL OPERATING REPORT

<sup>The Annual</sup>  
6.9.1.10 ~~Routine~~ Radiological Environmental Operating Reports covering the operation of the unit during the previous calendar year shall be submitted prior to May 1 of each year. ~~The initial report shall be submitted prior to May 1 of the year following initial criticality.~~

*monitoring program*  
The Annual Radiological Environmental Operating Reports shall include summaries, interpretations, and an analysis of trends of the results of the radiological environmental surveillance activities for the report period, ~~including a comparison with preoperational studies, with operational controls as appropriate, and with previous environmental surveillance reports, and an assessment of the observed impacts of the plant operation on the environment. The reports shall also include the results of land use censuses required by Specification 3.12.2.~~

~~The Annual Radiological Environmental Operating Reports shall include the results of analysis of all radiological environmental samples and of all environmental radiation measurements taken during the period pursuant to the locations specified in the table and figures in the ODCM, as well as summarized and tabulated results of these analyses and measurements in the format of the table in the Radiological Assessment Branch Technical Position, Revision 1, November 1979. In the event that some individual results are not available for inclusion with the report, the report shall be submitted noting and explaining the reasons for the missing results. The missing data shall be submitted as soon as possible in a supplementary report.~~

~~The reports shall also include the following: a summary description of the radiological environmental monitoring program; at least two legible maps\* covering all sampling locations keyed to a table giving distances and directions from the centerline of one reactor; the results of licensee participation in the Interlaboratory Comparison Program, required by Specification 3.12.3; discussion of all deviations from the sampling schedule of Table 3.12-1; and discussion of all analyses in which the LLD required by Table 4.12-1 was not achievable.~~

←  
The material provided shall be consistent with the objectives outlined in (1) the ODCM and (2) Sections IV.B.2, IV.B.3 and IV.C of Appendix I 10 CFR Part 50.

~~\*One map shall cover stations near the SITE BOUNDARY; a second shall include the more distant stations.~~

10

11

12

13

14

15

16

17

18

19

20

21

22

23

24

25

26

27

28

29

30

31

32

33

34

35

36

37

38

39

40

41

42

43

44

1000000

1000000

1000000

1000000

1000000



## ADMINISTRATIVE CONTROLS

### SEMIANNUAL RADIOACTIVE EFFLUENT RELEASE REPORT

~~The~~  
6.9.1.11 ~~Routine Radioactive Effluent Release Report~~ covering the operation of the unit during the previous 6 months of operation shall be submitted within in accordance 60 days after January 1 and July 1 of each year. The period of the first report shall begin with the date of initial criticality. 50.36 a(a)(a).

The Radioactive Effluent Release Reports shall include a summary of the quantities of radioactive liquid and gaseous effluents and solid waste released from the unit, as outlined in Regulatory Guide 1.21, "Measuring, Evaluating, and Reporting Radioactivity in Solid Wastes and Releases of Radioactive Materials in Liquid and Gaseous Effluents from Light Water Cooled Nuclear Power Plants," Revision 1, June 1974, with data summarized on a quarterly basis following the format of Appendix B thereof.

~~The Radioactive Effluent Release Report to be submitted within 60 days after January 1 of each year shall include an annual summary of hourly meteorological data collected over the previous year. This annual summary may be either in the form of an hour by hour listing on magnetic tape of wind speed, wind direction, atmospheric stability, and precipitation (if measured), or in the form of joint frequency distributions of wind speed, wind direction, and atmospheric stability \* This same report shall include an assessment of the radiation doses due to the radioactive liquid and gaseous effluents released from the unit or station during the previous calendar year. This same report shall also include an assessment of the radiation doses from radioactive liquid and gaseous effluents to MEMBERS OF THE PUBLIC due to their activities inside the SITE BOUNDARY (Figure 5.1-3) during the report period. All assumptions used in making these assessments, i.e., specific activity, exposure time and location, shall be included in these reports. The meteorological conditions concurrent with the time of release of radioactive materials in gaseous effluents, as determined by sampling frequency and measurement, shall be used for determining the gaseous pathway doses. The assessment of radiation doses shall be performed in accordance with the methodology and parameters in the OFFSITE DOSE CALCULATION MANUAL (ODCM).~~

~~The Radioactive Effluent Release Report shall also include once a year an assessment of radiation doses to the likely most exposed MEMBER OF THE PUBLIC from reactor releases and other nearby uranium fuel cycle sources, including doses from primary effluent pathways and direct radiation, for the previous calendar year to show conformance with 40 CFR Part 190, Environmental Radiation Protection Standards for Nuclear Power Operation. Acceptable methods for calculating the dose contribution from liquid and gaseous effluents are given in Regulatory Guide 1.109, Rev. 1, October 1977.~~

~~\*In lieu of submission with the first half year Radioactive Effluent Release Report, the licensee has the option of retaining this summary of required meteorological data on site in a file that shall be provided to the NRC upon request.~~

→ The material provided shall be (i) consistent with the objectives outlined in the ODCM and PCP and (a) in conformance with 10 CFR 50.36a and Section IV.B.1 of Appendix I to 10 CFR Part 50.

1-10-10

1-10-10

1-10-10

1-10-10

1-10-10

1-10-10

## ADMINISTRATIVE CONTROLS

### SEMIANNUAL RADIOACTIVE EFFLUENT RELEASE REPORT (Continued)

~~The Radioactive Effluent Release Reports shall include the following information for each class of solid waste (as defined by 10 CFR Part 61) shipped offsite during the report period:~~

- ~~a. Container volume,~~
- ~~b. Total curie quantity (specify whether determined by measurement or estimate),~~
- ~~c. Principal radionuclides (specify whether determined by measurement or estimate),~~
- ~~d. Source of waste and processing employed (e.g., dewatered spent resin, compacted dry waste, evaporator bottoms),~~
- ~~e. Type of container (e.g., LSA, Type A, Type B, Large Quantity), and~~
- ~~f. Solidification agent or absorbent (e.g., cement, urea-formaldehyde).~~

~~The Radioactive Effluent Release Reports shall include a list and description of unplanned releases from the site to UNRESTRICTED AREAS of radioactive materials in gaseous and liquid effluents made during the reporting period.~~

~~The Radioactive Effluent Release Reports shall include any changes made during the reporting period to the PROCESS CONTROL PROGRAM (PCP) and to the OFFSITE DOSE CALCULATION MANUAL (ODCM), as well as a listing of new locations for dose calculations and/or environmental monitoring identified by the land use census pursuant to Specification 3.12.2.~~

### SPECIAL REPORTS

6.9.2 Special reports shall be submitted to the Regional Administrator of the Regional Office of the NRC within the time period specified for each report.

### CORE OPERATING LIMITS REPORT

6.9.3.1 Core operating limits shall be established prior to each reload cycle, or prior to any remaining portion of a reload cycle, for the following:

- a. The AVERAGE PLANAR LINEAR HEAT GENERATION RATES (APLHGR) for Specifications 3.2.1 and 3.4.1.
  - b. The MINIMUM CRITICAL POWER RATIO (MCPR) for Specification 3.2.3.
  - c. The LINEAR HEAT GENERATION RATE (LHGR) for Specification 3.2.4.
- and shall be documented in the CORE OPERATING LIMITS REPORT.



103  
104  
105

106  
107  
108

109

110

111

112  
113

114

115  
116

117

118

119

120

121

122

123

124

125

126

127

128

129

## ADMINISTRATIVE CONTROLS

### RECORD RETENTION (Continued)

- e. Records of changes made to the procedures required by Specification 6.8.1.
- f. Records of radioactive shipments.
- g. Records of sealed source and fission detector leak tests and results.
- h. Records of annual physical inventory of all sealed source material of record.

6.10.3 The following records shall be retained for the duration of the unit Operating License:

- a. Records and drawing changes reflecting unit design modifications made to systems and equipment described in the Final Safety Analysis Report (FSAR).
- b. Records of new and irradiated fuel inventory, fuel transfers, and assembly burnup histories.
- c. Records of radiation exposure for all individuals entering radiation control areas.
- d. Records of gaseous and liquid radioactive material released to the environs.
- e. Records of transient or operational cycles for those unit components identified in Table 5.7.1-1.
- f. Records of reactor tests and experiments.
- g. Records of training and qualification for current members of the unit staff.
- h. Records of inservice inspections performed pursuant to these Technical Specifications.
- i. Records of quality assurance activities required by the Operational Quality Assurance Manual not listed in Section 6.10.2.
- j. Records of reviews performed for changes made to procedures or equipment or reviews of tests and experiments pursuant to 10 CFR 50.59.
- k. Records of meetings of the POC and the CNSRB.
- l. Records of the service lives of all hydraulic and mechanical snubbers required by Specification 3.7.4 including the date at which the service life commences and associated installation and maintenance records.
- m. Records of analysis required by the radiological environmental monitoring program that would permit evaluation of the accuracy of the analysis at a later date. This should include procedures effective at specified times and QA records showing that these procedures were followed.
- n. Records of reviews performed for changes made to the OFFSITE DOSE CALCULATION MANUAL and the PROCESS CONTROL PROGRAM.

10

11

12

13

14

15

16

17

18

19

20

21

22

23

24

25

26

27

28

29

30

31

32

33

34

35

36

37

38

39

40

41

42

43

44

45

## ADMINISTRATIVE CONTROLS

### HIGH RADIATION AREA (Continued)

where no enclosure exists for purposes of locking, and no enclosure can be reasonably constructed around the individual areas, then that area shall be barricaded, conspicuously posted, and a flashing light shall be activated as a warning device. In lieu of the stay time specification of the RWP, continuous surveillance, direct or remote (such as use of closed circuit TV cameras) may be made by personnel qualified in radiation protection procedures to provide positive exposure control over the activities within the area.

#### 6.13 PROCESS CONTROL PROGRAM (PCP)

~~6.13.1 The PCP shall be approved by the Commission prior to implementation.~~

~~6.13.2 Licensee-initiated changes to the PCP:~~

~~a. Shall be submitted to the Commission in the Semiannual Radioactive Effluent Release Report for the period in which the change(s) was made. This submittal shall contain:~~

- ~~1. Sufficiently detailed information to totally support the rationale for the change without benefit of additional or supplemental information;~~
- ~~2. A determination that the change did not reduce the overall conformance of the solidified waste product to existing criteria for solid wastes; and~~
- ~~3. Documentation of the fact that the change has been reviewed and found acceptable by the POC.~~

~~b. Shall become effective upon review and acceptance by the POC.~~

#### 6.14 OFFSITE DOSE CALCULATION MANUAL (ODCM)

~~6.14.1 The ODCM shall be approved by the Commission prior to implementation.~~

~~6.14.2 Licensee-initiated changes to the ODCM:~~

~~a. Shall be submitted to the Commission in the Semiannual Radioactive Effluent Release Report for the period in which the change(s) was made effective. This submittal shall contain:~~

- ~~1. Sufficiently detailed information to totally support the rationale for the change without benefit of additional or supplemental information. Information submitted should consist of a package of those pages of the ODCM to be changed with each page numbered and provided with an approval and date box, together with appropriate analyses or evaluations justifying the change(s);~~
- ~~2. A determination that the change will not reduce the accuracy or reliability of dose calculations or setpoint determinations; and~~

Insert A to page 6-25

- a. Shall be documented and records of reviews performed shall be retained as required by Specification 6.10.3n. This documentation shall contain:
  - 1) Sufficient information to support the change together with the appropriate analyses or evaluations justifying the change(s) and
  - 2) A determination that the change will maintain the overall conformance of the solidified waste product to existing requirements of Federal, State or other applicable regulations.
- b. Shall become effective after review and acceptance by the POC and the approval of the Plant Manager.

Insert B to pages 6-25, 26

- a. Shall be documented and records of reviews performed shall be retained as required by Specification 6.10.3n. This documentation shall contain:
  - 1) Sufficient information to support the change together with the appropriate analyses or evaluations justifying the change(s) and
  - 2) A determination that the change will maintain the level of radioactive effluent control required by 10 CFR 20.106, 40 CFR Part 190, 10 CFR 50.36a, and Appendix I to 10 CFR Part 50 and not adversely impact the accuracy or reliability of effluent, dose or setpoint calculations.
- b. Shall become effective after review and acceptance by the POC and the approval of the Plant Manager.
- c. Shall be submitted to the Commission in the form of a complete, legible copy of the entire ODCM as a part of or concurrent with the Radioactive Effluent Release Report for the period of the report in which any changes to the ODCM was made. Each change shall be identified by markings in the margin of the affected pages, clearly indicating the area of the page that was changed, and shall indicate the date (e.g., month/year) the change was implemented.

## ADMINISTRATIVE CONTROLS

### OFFSITE DOSE CALCULATION MANUAL (ODCM) (Continued)

3. Documentation of the fact that the change has been reviewed and found acceptable by the POC.

b. Shall become effective upon review and acceptance by the POC.

#### 6.15 MAJOR CHANGES TO RADIOACTIVE LIQUID, GASEOUS, AND SOLID WASTE TREATMENT SYSTEMS\*

6.15.1 Licensee-initiated major changes to the radioactive waste systems (liquid, gaseous, and solid):

- a. Shall be reported to the Commission in the Semiannual Radioactive Effluent Release Report for the period in which the evaluation was reviewed by the POC. The discussion of each change shall contain:
  1. A summary of the evaluation that led to the determination that the change could be made in accordance with 10 CFR 50.59.
  2. Sufficient detailed information to totally support the reason for the change without benefit of additional or supplemental information;
  3. A detailed description of the equipment, components, and processes involved and the interfaces with other plant systems;
  4. An evaluation of the change, which shows the predicted releases of radioactive materials in liquid and gaseous effluents and/or quantity of solid waste that differ from those previously predicted in the license application and amendments thereto;
  5. An evaluation of the change, which shows the expected maximum exposures to a MEMBER OF THE PUBLIC in the UNRESTRICTED AREA and to the general population that differ from those previously estimated in the license application and amendments thereto;
  6. A comparison of the predicted releases of radioactive materials, in liquid and gaseous effluents and in solid waste, to the actual releases for the period prior to when the changes are to be made;
  7. An estimate of the exposure to plant operating personnel as a result of the change; and
  8. Documentation of the fact that the change was reviewed and found acceptable by the POC.
- b. Shall become effective upon review and acceptance by the POC.

\*Licensees may chose to submit the information called for in this specification as part of the annual FSAR update.

