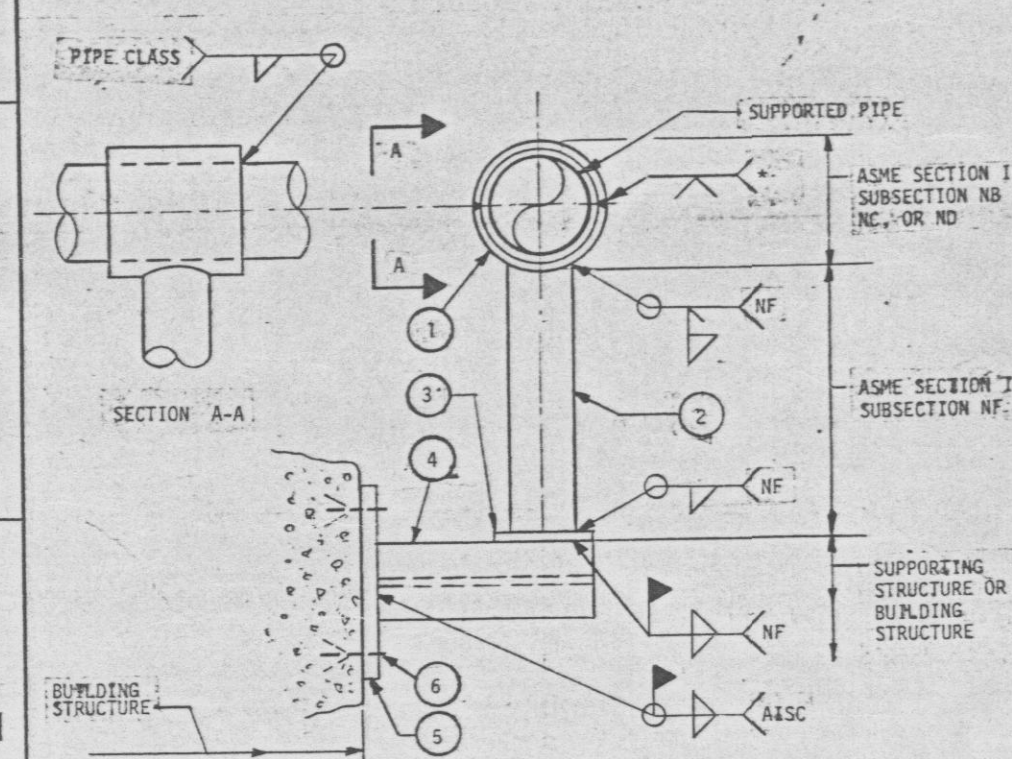
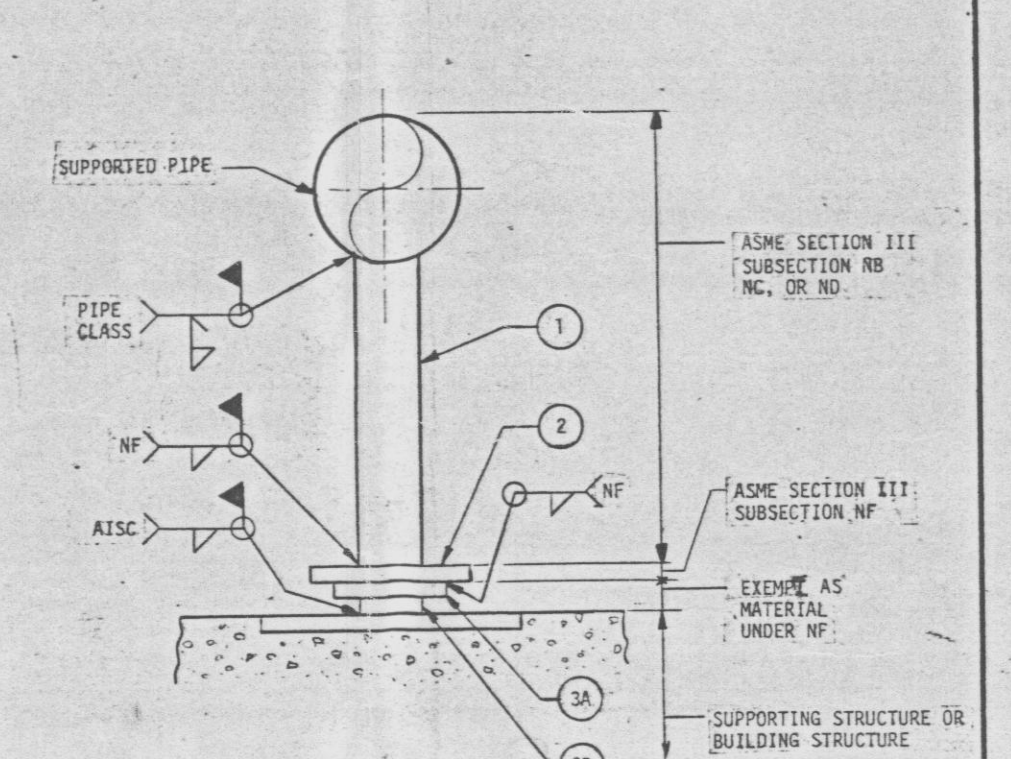
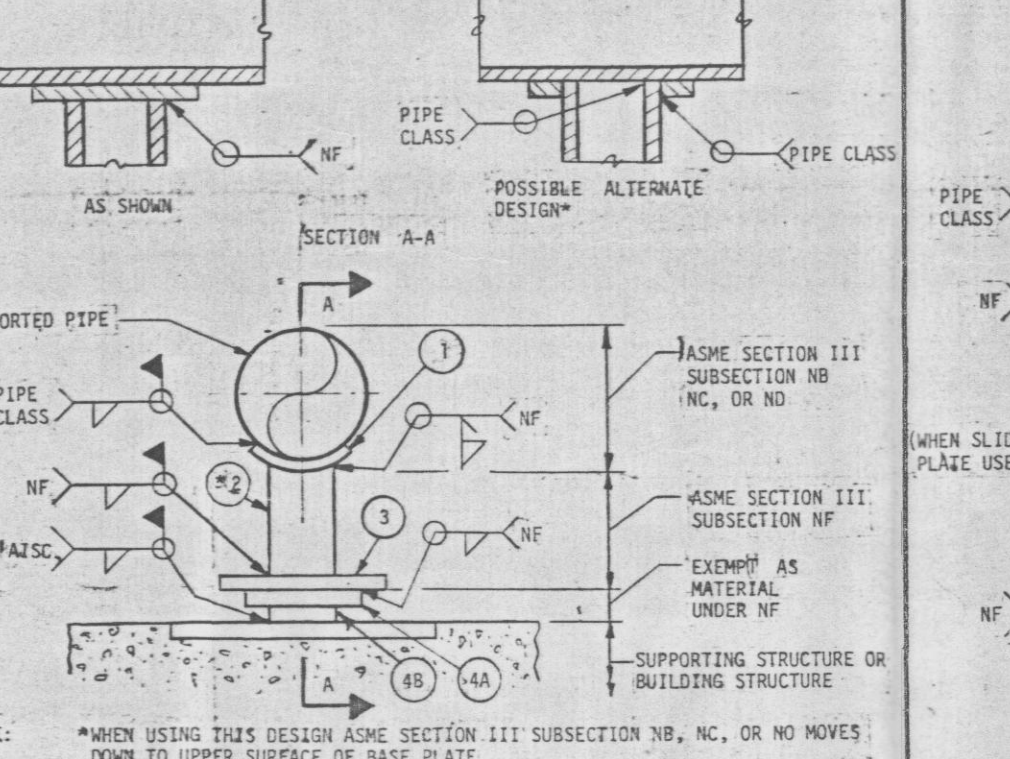
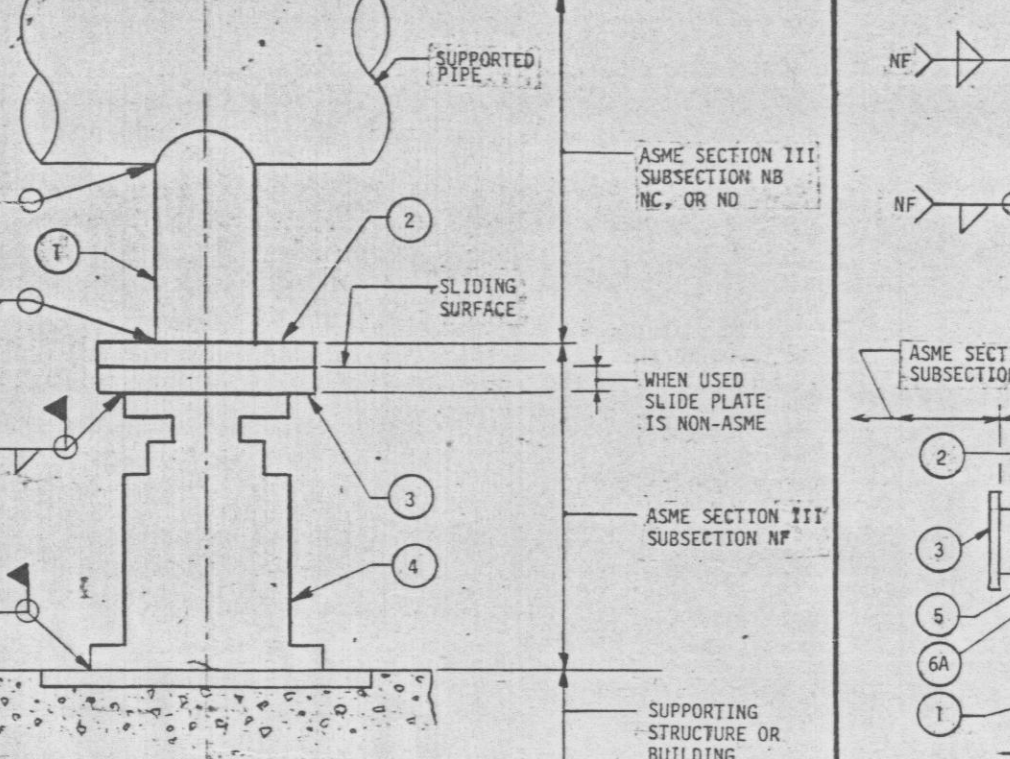
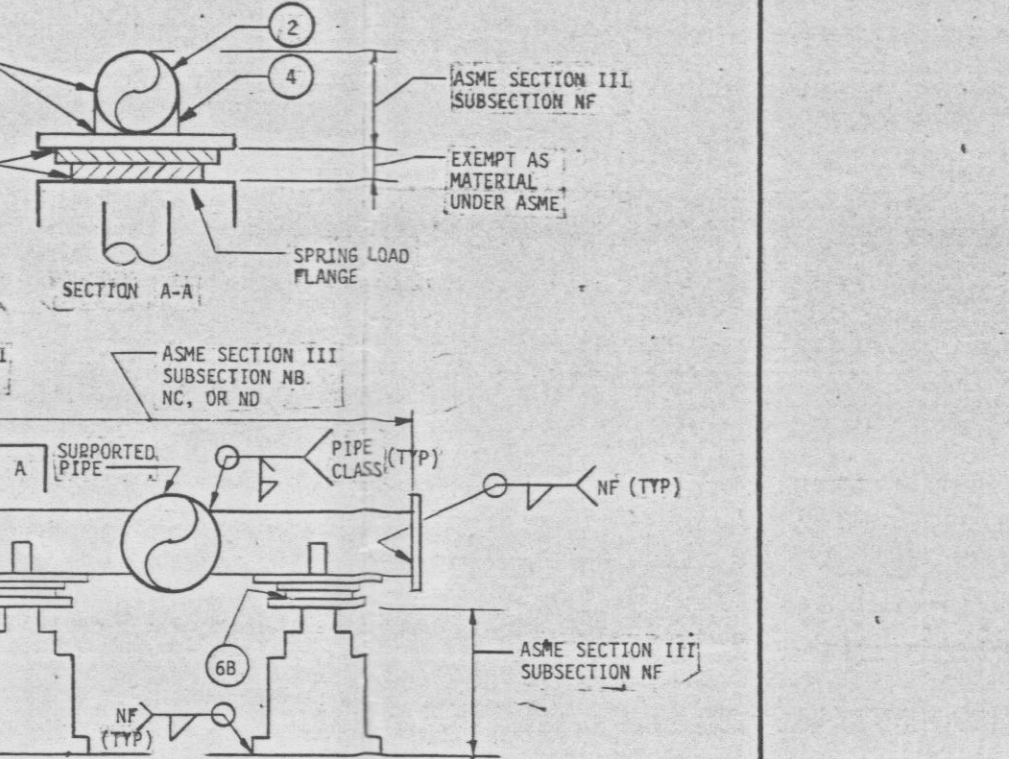
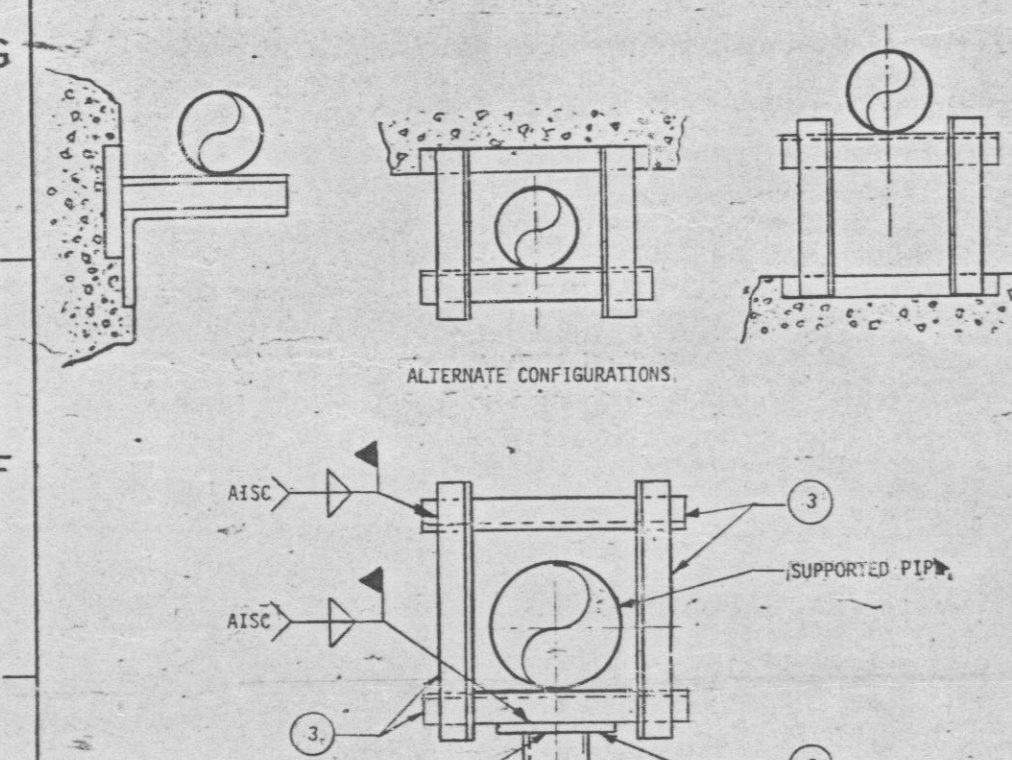
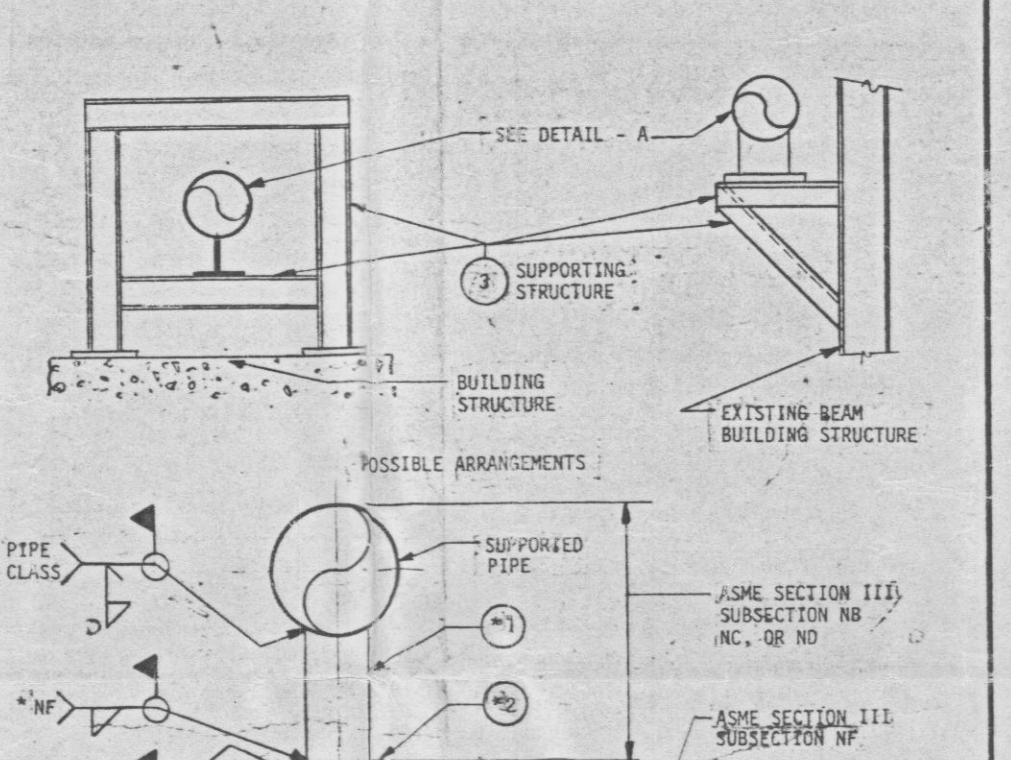
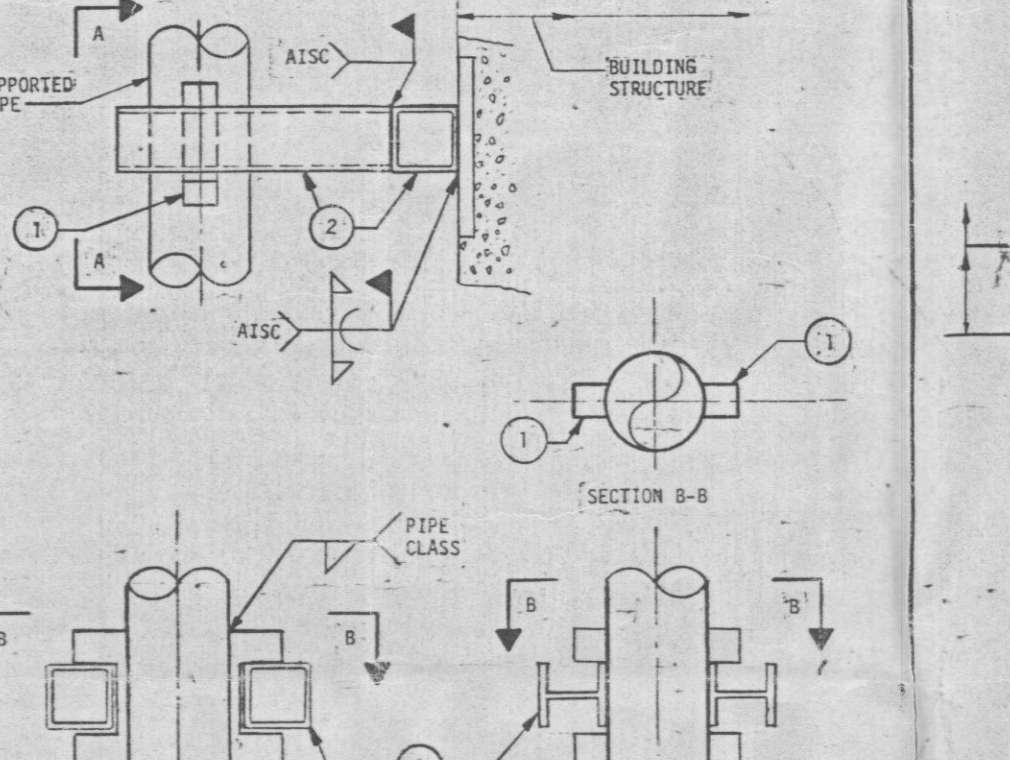
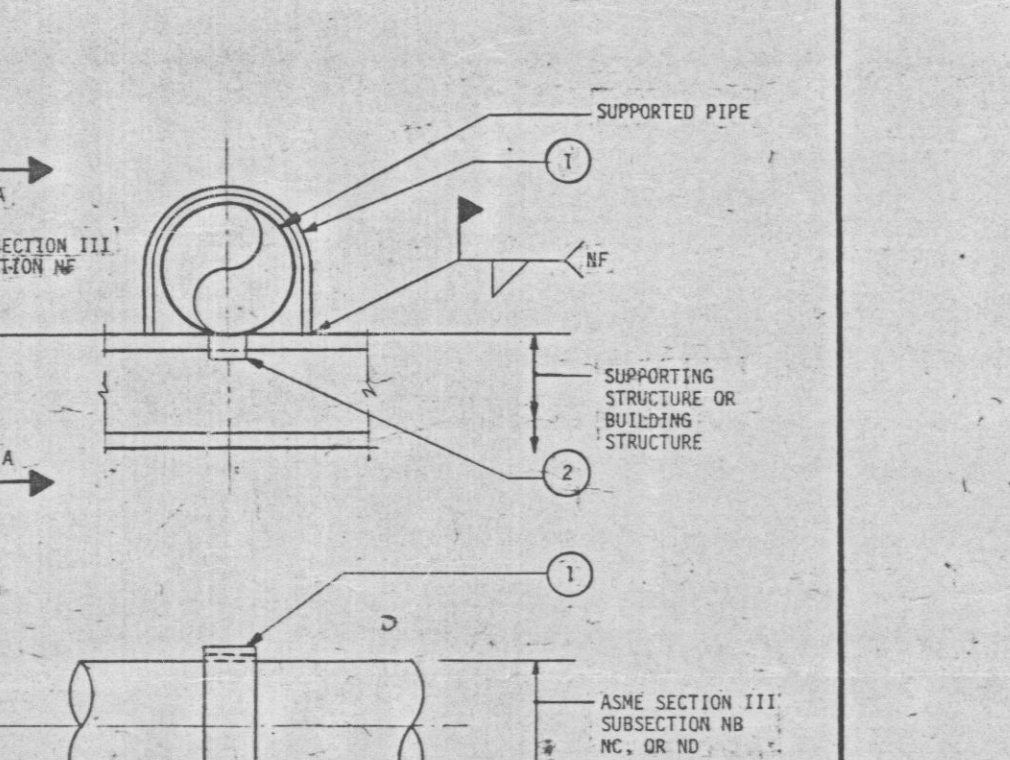
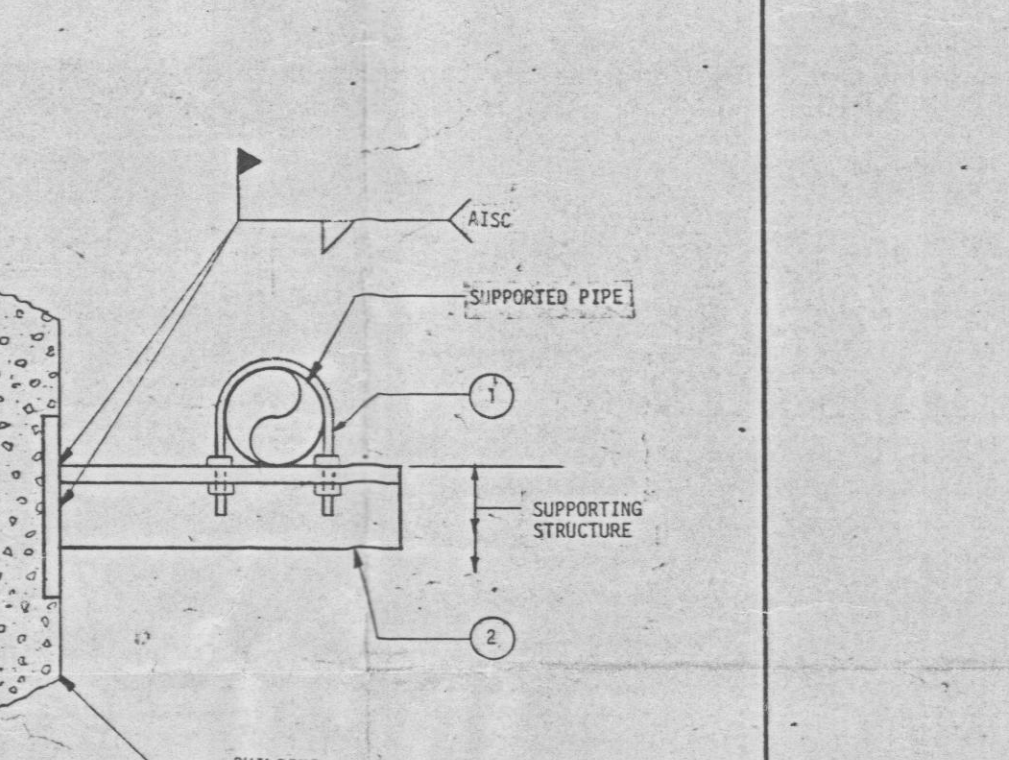
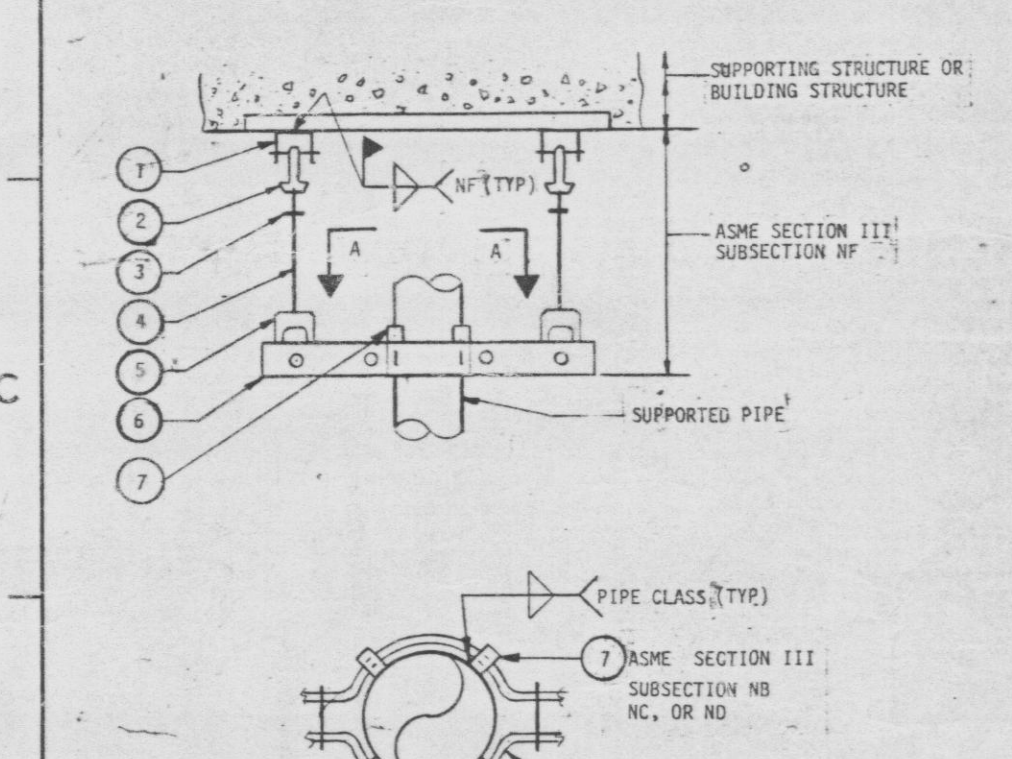
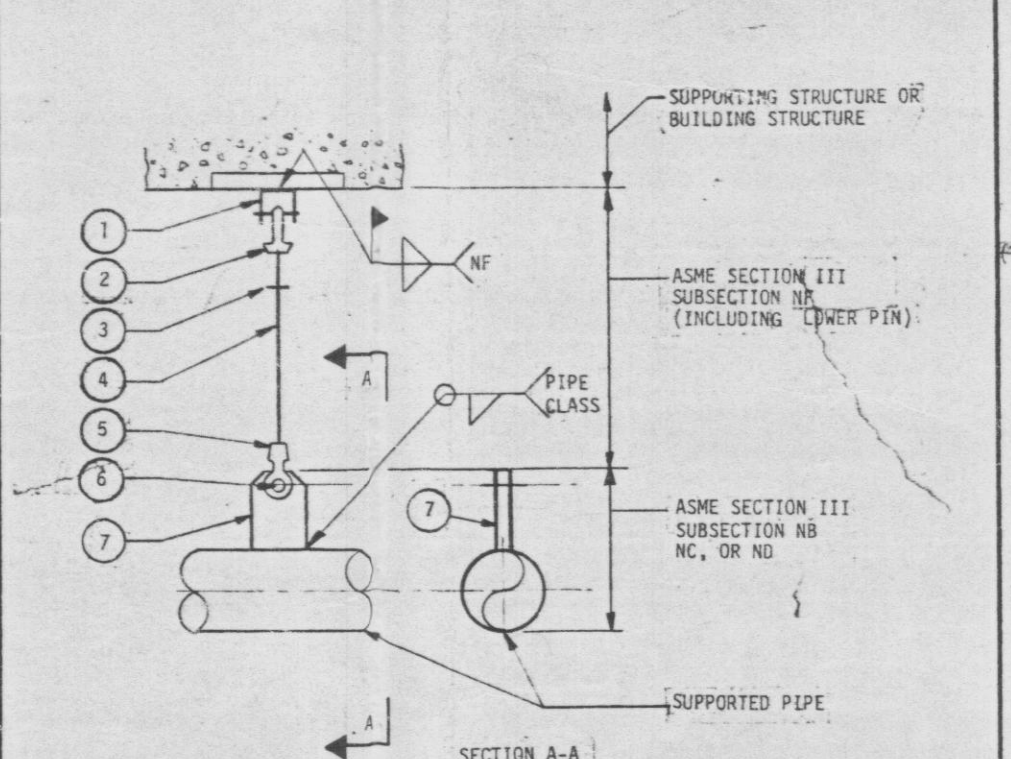
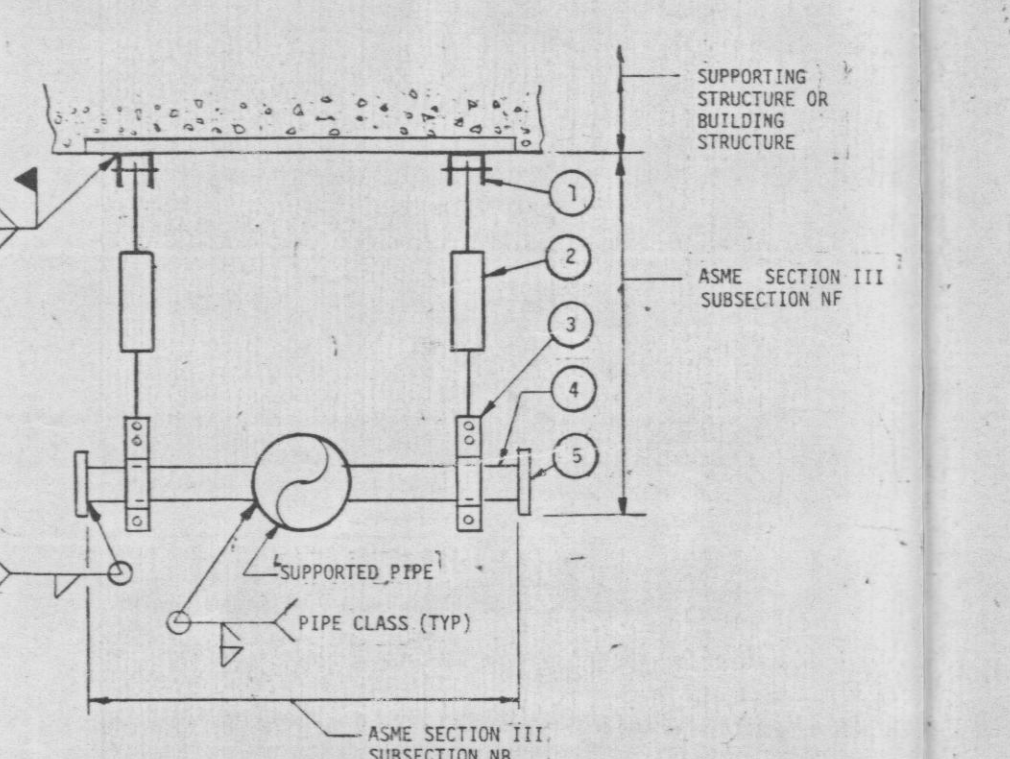




15	14	13	12	11	10	9	8	7	6	5	4	3	2	1																								
ITEM NO.	DESCRIPTION	CODE JURISDICTION	ITEM NO.	DESCRIPTION	CODE JURISDICTION	ITEM NO.	DESCRIPTION	CODE JURISDICTION	ITEM NO.	DESCRIPTION	CODE JURISDICTION	ITEM NO.	DESCRIPTION	CODE JURISDICTION																								
1 2 3 4 5 6	REINFORCEMENT SLEEVE PIPE STANCHION BASE PLATE SUPPORT BEAM MOUNTING PLATE CONCRETE FASTENERS	PIPE CLASS NF NF AISC AISC AISC	1 2 3 4 5 6	PIPE STANCHION BASE PLATE UPPER & LOWER SLIDE PLATES	PIPE CLASS NF NF NON-ASME	1 2 3 4 5 6	PIPE STANCHION BASE PLATE SLIDE PLATE (OPTIONAL) SPRING	PIPE CLASS NF NON-ASME NF	1 2 3 4 5 6 7 8	SPRING PIPE STANCHION END PLATE BRACKET BASE PLATE SLIDE PLATES	PIPE CLASS NF NF NF NF NON-ASME	1 2 3 4 5 6 7 8	SPRING PIPE STANCHION END PLATE BRACKET BASE PLATE SLIDE PLATES	PIPE CLASS NF NF NF NF NON-ASME																								
																																						
NOTE: *IF WELD IS DESIGNED TO PENETRATE THROUGH SLEEVE AND FUSE WITH PIPE THE WELD FALLS WITHIN PIPE CLASS JURISDICTION. HOWEVER IF PARTIAL PENETRATION WELD IS USED (NO FUSION WITH PIPE) THE WELD FALLS WITHIN NF JURISDICTION.			NOTE: *WHEN USING THIS DESIGN ASME SECTION III SUBSECTION NB, NC, OR NO MOVES DOWN TO UPPER SURFACE OF BASE PLATE. ITEM 2 PIPE STANCHION FALLS WITHIN PIPE CLASS JURISDICTION AND COMBINATION WELD BETWEEN PIPE, REINFORCING PAD, AND STANCHION BECOMES PIPE CLASS WELD, AS SHOWN IN SECTION A-A.																																			
ITEM NO.	DESCRIPTION	CODE JURISDICTION	ITEM NO.	DESCRIPTION	CODE JURISDICTION	ITEM NO.	DESCRIPTION	CODE JURISDICTION	ITEM NO.	DESCRIPTION	CODE JURISDICTION	ITEM NO.	DESCRIPTION	CODE JURISDICTION																								
1 2 3	BOX BEAM BASE PLATE MISC. STEEL SHAPES	AISC AISC AISC	1 2 3	PIPE STANCHION BASE PLATE STRUCTURAL MEMBERS	PIPE CLASS NF AISC	1 2	LUG SUPPORTING STRUCTURE	PIPE CLASS AISC	1 2	STRAP LUG	NF PIPE CLASS	1 2	U-BOLT STRUCTURAL ANGLE	NF AISC																								
																																						
NOTE: IN ALL CONFIGURATIONS ALL STRUCTURAL SHAPES FALL WITHIN JURISDICTION OF BUILDING CODE.			NOTE: *IF STANCHION/BASE PLATE COMBINATION IS REPLACED BY AN UNWELDED STUDDED PIECE, T-SECTION (SEE UPPER LEFT ARRANGEMENT), THEN ENTIRE T-SECTION IS WITHIN ASME SECTION III, PIPE CLASS BOUNDARY. THE WELD BETWEEN ITEM NO. 2 AND THE SUPPORTING STRUCTURE REMAINS WITHIN NF JURISDICTION.																																			
ITEM NO.	DESCRIPTION	CODE JURISDICTION	ITEM NO.	DESCRIPTION	CODE JURISDICTION	ITEM NO.	DESCRIPTION	CODE JURISDICTION	ITEM NO.	DESCRIPTION	CODE JURISDICTION	ITEM NO.	DESCRIPTION	CODE JURISDICTION																								
1-6 7	IDENTICAL ROD HANGER ASSY RIVET CLAMP LUG	NF NF PIPE CLASS	1-6 7	ROD HANGER ASSY WELDING LUG	NF NF PIPE CLASS	1 2 3 4 5	ATTACHMENT SHOCK SUPPRESSOR OR STRUT PIPE CLAMP PIPE STANCHION COVER PLATE	NF NF NF PIPE CLASS NF	1 2 3 4 5	ATTACHMENT SHOCK SUPPRESSOR OR STRUT PIPE CLAMP PIPE STANCHION COVER PLATE	NF NF NF PIPE CLASS NF	1 2 3 4 5	ATTACHMENT SHOCK SUPPRESSOR OR STRUT PIPE CLAMP PIPE STANCHION COVER PLATE	NF NF NF PIPE CLASS NF																								
																																						
SECTION A-A			SECTION A-A			SECTION A-A			SECTION A-A			SECTION A-A																										
CASE XI			CASE XII			CASE XIII			CASE XIV			CASE XV																										
<div>8309300261</div> <div>SEP 08 1993</div> <div>INFORMATION COPY</div> <div>BURNS AND ROE, INC. ENGINEERS AND CONSTRUCTORS ORADELL, N. J. HEMPSTEAD, N. Y. LOS ANGELES, CALIF.</div> <div>CONSTRUCTION TOLERANCES Q.C. I PIPING & PIPE SUPPORTS</div> <div>WASHINGTON PUBLIC POWER SUPPLY SYSTEM HANFORD No. 2</div> <table><tr><td>ENGINEERING REVIEW</td><td>SCALE</td><td>NTS</td></tr><tr><td>DIVISION</td><td>MECH</td><td>ELECT</td></tr><tr><td>STATUS</td><td>PRELIMINARY INFO</td><td></td></tr><tr><td>DATE</td><td>4-9-82</td><td></td></tr><tr><td>APPROVED FOR CONSTRUCTION</td><td>INCORPORATED PED'S 215-H-4404, 215-H-4099, 215-H-4593, 215-H-4754, 215-H-8085.</td><td></td></tr><tr><td>AMENDMENT NO.</td><td></td><td></td></tr><tr><td>CONSTRUCTION</td><td>4-1-82</td><td></td></tr><tr><td>APPLY TO SPEC NO.</td><td>215-15R</td><td></td></tr></table> <div>W. O. 2808 DWG. H501 SH.3</div>															ENGINEERING REVIEW	SCALE	NTS	DIVISION	MECH	ELECT	STATUS	PRELIMINARY INFO		DATE	4-9-82		APPROVED FOR CONSTRUCTION	INCORPORATED PED'S 215-H-4404, 215-H-4099, 215-H-4593, 215-H-4754, 215-H-8085.		AMENDMENT NO.			CONSTRUCTION	4-1-82		APPLY TO SPEC NO.	215-15R	
ENGINEERING REVIEW	SCALE	NTS																																				
DIVISION	MECH	ELECT																																				
STATUS	PRELIMINARY INFO																																					
DATE	4-9-82																																					
APPROVED FOR CONSTRUCTION	INCORPORATED PED'S 215-H-4404, 215-H-4099, 215-H-4593, 215-H-4754, 215-H-8085.																																					
AMENDMENT NO.																																						
CONSTRUCTION	4-1-82																																					
APPLY TO SPEC NO.	215-15R																																					

8389300261

PRC
APERTURE
CARD

SEP 08 1983

INFORMATION COPY

BURNS AND ROE, INC.
ENGINEERS AND CONSTRUCTORS
ORADILL, N. J. HEMPSTEAD, N. Y. LOS ANGELES, CALIF.

CONSTRUCTION TOLERANCES Q.C. I
PIPING & PIPE SUPPORTS

WASHINGTON PUBLIC POWER SUPPLY SYSTEM
HANFORD No. 2

REVISION	DATE	BY	CHKD	APPROVED	RELEASED FOR	BY	DATE
1	APPROVED FOR CONSTRUCTION INCORPORATED PED'S 215-H-44/45-46-47, 215-H-45/46, 215-H-47/48, 215-H-48/49.	2	22	22	22	22	22

APPROVED BY CONSTRUCTION
CHIEF
W. O. 2808

CLIENT APPROVAL