

## WASHINGTON PUBLIC POWER SUPPLY SYSTEM

PLANT PROCEDURE

WNP. 2

UNCONTROLLED COPY

PROCEDURE NUMBER *1.5.1	APPROVED <i>[Signature]</i>	DATE 02/07/83
VOLUME NAME 1 ADMINISTRATIVE PROCEDURES		
SECTION 1.5 TESTING		
TITLE *1.5.1 TECHNICAL SPECIFICATION SURVEILLANCE TESTING PROGRAM		

#### 1.5.1.1 Purpose

Plant Surveillance requirements to satisfy Plant Technical Specifications are requirements . . . relating to test, calibration, or inspection to assure that the necessary quality of systems and components is maintained, that facility operation will be within the safety limits, and that the limiting conditions of operation will be met' . . . per 10CFR50.36C(3).

The WNP-2 Program for preparation, implementation, control and documentation to satisfy these surveillance requirements is described in this procedure and will be controlled in accordance with it. A flow chart showing major activities is included as Attachment 1.

#### 1.5.1.2 Program Responsibility

The Technical Department Reactor Engineering Supervisor has overall responsibility for the initial coordination of the Technical Specifications as well as maintenance of the document throughout plant life and provide the interface with the NRC. The Reactor Engineering Supervisor will assign a Technical Specification Testing Coordinator to schedule surveillance testing+ activities for the plant. In addition, the Coordinator will be responsible for identifying surveillance tests which must be performed and work with each Department to determine responsibility for testing. Each Department Manager will subsequently assign the responsibility for procedure preparation and testing activities within the Department.

#### 1.5.1.3 Surveillance Procedure Format

The procedure format as described in the following paragraphs applies to each Department's surveillance procedures except as noted.

+ Surveillance Testing, calibrations or inspections will hereafter be referred to as surveillance testing or testing.

83040804Q7 830323  
PDR ADDCK 05000397  
E PDR

PROCEDURE NUMBER 1.5.1	REVISION NUMBER 2	PAGE NUMBER 1.5.1-1 of 17
---------------------------	----------------------	------------------------------



A. Title and Cover Sheet

Attachment II is a typical procedure cover sheet to be used by Operations in performing surveillances. Likewise, Attachments III, IV, V, and VI are cover sheets to be used by I&C, Maintenance, Health Physics/Chemistry and Technical in performing surveillance activities.

The first Comments Section will be completed by the person performing the test and/or his Foreman, and used to record significant observations made during the performance of the test and any anomalies which were observed. In addition, its testing is performed for any reason other than routine surveillance (i.e., if a system is tested because a redundant system is out of service or if testing is required prior to entering a subsequent mode of operation), this fact should be noted in the Comment Section. This will assist in audits and reconstruction of surveillance histories. (Each person whose initials are recorded in the procedure section shall sign the cover sheet.)

The second Comments Section is reserved for the assigned reviewer as described in 1.5.1.5.A. This section will describe the overall results of the test and the disposition of the test results including any followup or corrective action which may be necessary. (Since the I&C cover sheet only includes one comment section, all comments will be made in that section and certified at the end to identify the commentator.)

B. Purpose

The Purpose Section of the surveillance procedure specifically references the Technical Specification surveillance section(s) satisfied by the test and describes the Technical Specification operational condition during which performance of the test is required. Further elaboration on the intent of the test is optional. This section should enumerate each individual Technical Specification surveillance covered by the procedure.

C. Prerequisites

This section lists only those tasks that are always required to be done or specific conditions that are required to be done prior to performance of the surveillance procedure. Prerequisites for mandatory conditions are required to have a signature blank for the person verifying compliance with the prerequisite.

Some typical prerequisites which should be considered are:

1. Assure that no other testing is in progress, that in conjunction with this test, could cause a full scram.

PROCEDURE NUMBER	REVISION NUMBER	PAGE NUMBER
1.5.1	2	1.5.1-2 of 17

2. Establish communications between the testing area and the Control Room when required.
3. Prepare an RWP for use, if necessary.

D. Limitations and Precautions

This section is intended to provide general and specific caution/ guidance statements relative to the procedure context. This should not preclude inclusion of limitations or precautions in the body of the procedure as necessary to avoid risk to plant operation or plant personnel safety at the appropriate procedural step.

E. Materials, Tools and Test Equipment

This section lists all materials, tools and temporary test equipment which may be required. The manufacturer's model number, name and range (if appropriate) shall be recorded as well as calibration void date as applicable. (For I&C testing, a blank space is available on the cover sheet to record test equipment data.)

F. Procedure

This section is the step by step instructions for performing the surveillance test. Each step requires a blank where either the performer's initials or appropriate data is recorded. Where applicable, the Technical Specification parameter values are noted directly below the data blank. The data blank is labeled with the appropriate parameter units.

Example:

Step 4 - Record pump flow (F1001)

(Technical Specification 6,350 GPM) gpm

If applicable, each test procedure should conclude with a system restoration section and sign off.

G. Acceptance Criteria

The specific criterion for each step shall be easily discernible. This will facilitate evaluating whether the step can be signed off.

H. Documentation

The completed test results shall be stored in the plant file in accordance with 1.5.1.8.

I. Attachments

(Attachments are listed individually. If none, so state.)

PROCEDURE NUMBER	REVISION NUMBER	PAGE NUMBER
1.5.1	2	1.5.1-3 of 17



#### 1.5.1.4. Test Performance

The responsibility for performing surveillance tests will be assigned in the following manner for each Department:

Operations - Shift Manager assigns Control Room Supervisor

Maintenance (I&C) - Supervisor assigns Foreman

Maintenance - Supervisor assigns Foreman

HP/Chemistry - Supervisor assigns Foreman

Technical - Supervisor assigns Staff Engineer

Routine surveillances which do not necessitate an individual procedure will be accomplished and documented via shift, daily, weekly or monthly logs as appropriate. These logs will be submitted to POC via procedure for approval prior to implementation. All other Technical Specification surveillances will be performed in accordance with Volume 7 procedures.

During the operation of plant equipment while performing a test, the Control Room Operator assigned to perform the test or support another Department in testing, will dispatch an Equipment Operator(s) to the equipment location. The Operator will be responsible for verifying correct operation of the equipment by local observations/adjustments (e.g., verifies proper lubrication and/or cooling flow monitors for unusual noises, etc.).

For all Departments other than HP/Chemistry, the Shift Manager's approval and signature on the cover sheet will be required immediately prior to test initiation. If, during the performance of a test, it becomes apparent that the test may be interrupted and/or completion of the test may be delayed, the Shift Manager shall be notified.

The test performer should pay particular attention to critical steps and precautions in the procedure which, if performed incorrectly, could scram the plant, result in a group isolation, damage equipment or involve personnel risk. If the step is not clearly understood or if the procedure is believed to be in error, the test performer should seek the assistance of the Shift Manager. In addition, any test results found to be outside those designated in the procedure or any abnormal circumstances that prevent completion of the procedure shall be denoted in the "Comments" section of the cover sheet. Any work request issued as a result of the test shall be referenced in the comments section. Except under certain specific situations, the test procedure should be monitored at the test location.

PROCEDURE NUMBER	REVISION NUMBER	PAGE NUMBER
1.5.1	2	1.5.1-4 of 17



Upon completion of the testing, the equipment or system should be returned to its normal status unless the Shift Manager approves an alternate alignment or arrangement. In this case, a brief description of the final system conditions will be included in the comment section and the Shift Manager will initial thus signifying approval.

Prior to forwarding the test results for final review and approval, the test performer and the Shift Manager or appropriate foreman responsible for the testing should verify that all blanks have been properly completed and that any significant observations made during the test are recorded. In addition, the Shift Manager will perform a review to determine the applicability for a potential reportable occurrence report (PPM 1.10.1) and/or take any action required by the Technical Specifications and complete a NCR per Reference B describing the results. The foreman shall immediately notify his supervisor upon discovering a reportable or potentially reportable occurrence.

#### 1.5.1.5 Test Results Review

##### A. Review By The Department Performing The Test

Completed surveillance tests shall be reviewed for completeness and accuracy within each Department as follows:

Operations	Relief Day Shift Manager
Maintenance (I&C)	I&C Supervisor or alternate
Maintenance	Supervisor or alternate
HP/Chemistry	Supervisor or alternate
Technical	Reactor Engineer Supervisor/Plant Engineering supervisor or alternate

This review must be completed during the next work day following the test. The reviewer is responsible for all followup and corrective actions as follows:

1. If an item has been omitted, he will investigate to determine if it was actually omitted or if it was performed but not signed off.
2. He will review the test results against acceptance criteria to assure that Technical Specification requirements are met, and, if not, follow the action requirements in the Technical Specifications.
3. If an item appears to be in error, he will investigate to determine if correct information is available.

PROCEDURE NUMBER	REVISION NUMBER	PAGE NUMBER
1.5.1	2	1.5.1-5 of 17



4. He will determine if the test or a portion of it must be repeated. If so, he will initiate action and provide specified directions regarding the deficiencies or omissions of the original test.
5. He will perform a review to determine the applicability for a potential reportable occurrence report (PPM 1.10.1) and license event report (Reference E of PPM 1.10.1).
6. He will initiate any changes to the procedure which are recommended to facilitate testing.
7. He will forward the test results to the Records Management along with the completed task card.

#### B. Technical Department Review

After completion of the test, a copy of the test data will be transmitted to the Technical Department Manager. Test results will be reviewed and evaluated against Technical Specifications and trends by Technical Department Staff. Pump test data will be analyzed within 96 hours of testing. In addition, key parameters which are critical to plant availability and safety will be recorded and evaluated to assist in predicting equipment operating trends.

Based on this review, the Technical Department will recommend and initiate preventive maintenance to reverse any negative trends. An evaluation will be made to determine if the maintenance can be performed with the plant on-line or alternately, if it can be delayed until the next scheduled outage. Also, any maintenance performed which could effect equipment performance will be evaluated to determine if retesting or new component reference data is required.

#### 1.5.1.6 Reporting

In addition, to preparing a nonconformance report, reports to regulatory authorities will be performed in accordance with References D and F. Verbal Reports to the NRC that are required within 1 hour will be performed by the Duty Shift Manager following consultation with the Plant Manager or designated representative. The Technical Department Compliance Engineer will be responsible for preparation and submittal of the routine as well as the non-routine written reports required by Technical Specification Section 6.0. This will include the monthly and annual operating reports, LER's, and the 30 day written reports required for abnormal operating events.

In addition to the normal operating reports the Compliance Engineer will prepare the startup reports required following initial plant startup and those following significant plant/fuel cycle modifications that would affect: a) power level, b) nuclear, thermal, or hydraulic performance c) a change in fuel cycle design or a different fuel supplier.

PROCEDURE NUMBER	REVISION NUMBER	PAGE NUMBER
1.5.1	2	1.5.1-6 of 17



### 1.5.1.7 Procedure Revision Process

#### A: Temporary Revisions

Temporary changes to the Volume 7 Surveillance Procedures are made in accordance with PPM 1.2.3, as a deviation to the existing procedure. Such changes are allowed, provided that:

1. The intent of the original procedure is not altered.
2. The change is approved by two members of the Plant Management Staff, at least one of whom holds a Senior Reactor Operator's License on the unit affected.
3. The change is documented, reviewed by POC and approved by the Plant Manager within 14 days of implementation.

### 1.5.1.8 Documentation, Storage and Retention

Upon completion of a test, the results will be sent to the Record Storage Facility in the WNP-2 Plant Files (Service Building). Test results will be filed in accordance with PPM 1.6.4.

Each Department submitting test results will be required to fill out a Document Guide to document the management parameters. All Volume 7 procedures will be classified as - Surveillance Procedures, Volume 7. Storage of all Volume 7 test results will generally be the same. Exceptions to this include the requirement to store all records of inservice inspections, all reactor tests and experiments, and all records of the service lives including any associated installation and maintenance records of all hydraulic and mechanical snubbers included in Tables 3.7.5-1 and 3.7.5-2 of the Technical Specification for the duration of the plant operating license. All other surveillance test data (Volume 7) must be retained for at least 5 years. All special processed records such as radiographs, photographs, negatives, etc. will be retained in hard copy form.

In addition to the record copy file, equipment history files containing vital data on plant equipment will be maintained. Pertinent information on equipment operating histories and trends gathered from surveillance testing will be placed in this file at the discretion of the cognizant Technical Department Engineer. (It should be noted that this file is a working file for the convenience of the plant staff and is not intended to serve as a second source for the surveillance test record copy.)

### 1.5.1.9 Surveillance Test Scheduling

(See the Surveillance Testing Flow Chart included as Attachment 1)

PROCEDURE NUMBER	REVISION NUMBER	PAGE NUMBER
1.5.1	2	1.5.1-7 of 17

A. Schedule Maintenance System (SMS)

A master schedule for surveillance testing required at a frequency greater than daily, will be prepared to cover a five year period by the Testing Coordinator. This schedule will be incorporated into the Scheduled Maintenance System (SMS). On a monthly basis, the Maintenance Planner and Scheduler will furnish each Department Manager with a schedule (SMS cards) of surveillance tests which must be performed in the next month. On a daily basis, the Maintenance Planner and Scheduler will also notify and provide each Department Manager with a copy of any tests which are listed on the backlog report. (Report of those tests which have not been documented complete.)

B. Data Input to SMS

Each Department Manager will be responsible for inputting surveillance procedure data to SMS in accordance with PPM 10.1.5, upon POC approval of the test procedure. Attachment VII is a copy of a sample task card similar to those which will be issued on a monthly basis. In addition, to the surveillance task card, each Department Manager can receive a surveillance schedule report for all departmental tests required during the period. This report is available from the Maintenance Planner and Scheduler upon request.

Since SMS was originally developed to provide information input for individual pieces of equipment, the input for surveillance tests must be tailored to meet the computer code requirements. As a result, certain fields may not be applicable and will either be left blank or marked N/A. An example of this is the equipment information which does not appear in Attachment VII since the test covers a multitude of plant equipment.

As applicable, surveillance testing will be performed on a "fixed anniversary" basis. Thus the test due date will be provided along with a late date calculated by computer which takes previous test completion dates into account. Although a grace period of 25% of the test frequency is allowed (except for certain isolated cases - especially 4.6.1.2.L and 4.6.1.3.b.1), any 3 consecutive tests must be performed within 3.25 times the test frequency. Failure to meet these requirements will result in a Technical Specification violation. Actual test frequency will be based on Technical Specification requirements and listed in SMS and the Surveillance Listing (1.5.1.9.G).

In order to avoid violations, each department will perform testing on the due date, thus saving the margin for unforeseen circumstances or for special test scheduling which may be necessary to maintain a high plant availability. As previously mentioned, a daily backlog report will be issued to each Department Manager as indication of any testing which has not been reported as completed by return of the surveillance task card.

PROCEDURE NUMBER	REVISION NUMBER	PAGE NUMBER
1.5.1	2	1.5.1-8 of 17

C. Initial Test Scheduling

Prior to plant startup, the Testing Coordinator will develop a master schedule for surveillance testing in conjunction with each department. This schedule will attempt to schedule tests in a logical order over the given periods. By utilizing a fixed anniversary scheduling system, the testing sequence should remain the same throughout plant life. This schedule will be refined as conditions change and operating experience is acquired.

D. Test Completion Notification

Upon completion of a test, each department must review and approve the test results in accordance with 1.5.1.5 and submit these results to the plant file for storage. The surveillance task card will not be returned to the Maintenance Planner and Scheduler until the documentation has been placed in the plant files. Any special results or conditions following the test shall be noted on the card in the remarks column. If QC notification to witness the test (denoted by QC prior to task card distribution) is not received, the QC/Test Section should be marked N/A.

E. Equipment Maintenance and Retest

If equipment maintenance and/or retesting are required as a result of the initial test results, SMS will not be used. Each Department Manager is responsible for scheduling any retesting that may be required. SMS will continue to carry testing based on the fixed anniversary date.

F. Outage Planning

The SMS System will be used to identify any plant testing which can be performed during planned or unplanned outages. The Testing Coordinator will request an SMS report by department, by operating mode (i.e.; refueling) and a listing of those tests which can only be performed while the plant is shutdown will be provided to each Department Manager.

G. Surveillance Listing

In addition to the monthly distribution of task cards and listing of surveillances, a cross reference index containing all Technical Specification surveillances, procedure numbers, responsible departments, operating mode under which the test can be run and frequency of testing will be available. This listing will be maintained in the computer and has the capability to sort on any column heading. Thus an immediate method of identifying by procedure how each surveillance is performed is available from the Testing Coordinator.

#### H. Procedure Numbering

A procedure numbering system utilizing the Technical Specification surveillance numbers with the prefix 7 in front will be utilized. For inputting into SMS, the procedure for TS 4.5.1 would be TSS-PN-7.4.5.1 with TSS-PN signifying Technical Specification Surveillance - Procedure Number. For those procedures which cover more than one surveillance requirement, the procedure should be numbered after the most predominant surveillance requirement included and all other applicable procedures included in the task description (see Attachment VII). The Testing Coordinator will provide assistance in procedure numbering.

#### 1.5.1.10 Technical Direction

The Technical Department will provide technical direction for interpreting surveillance requirements, testing methods or plans and test scheduling upon request.

#### 1.5.1.11 References

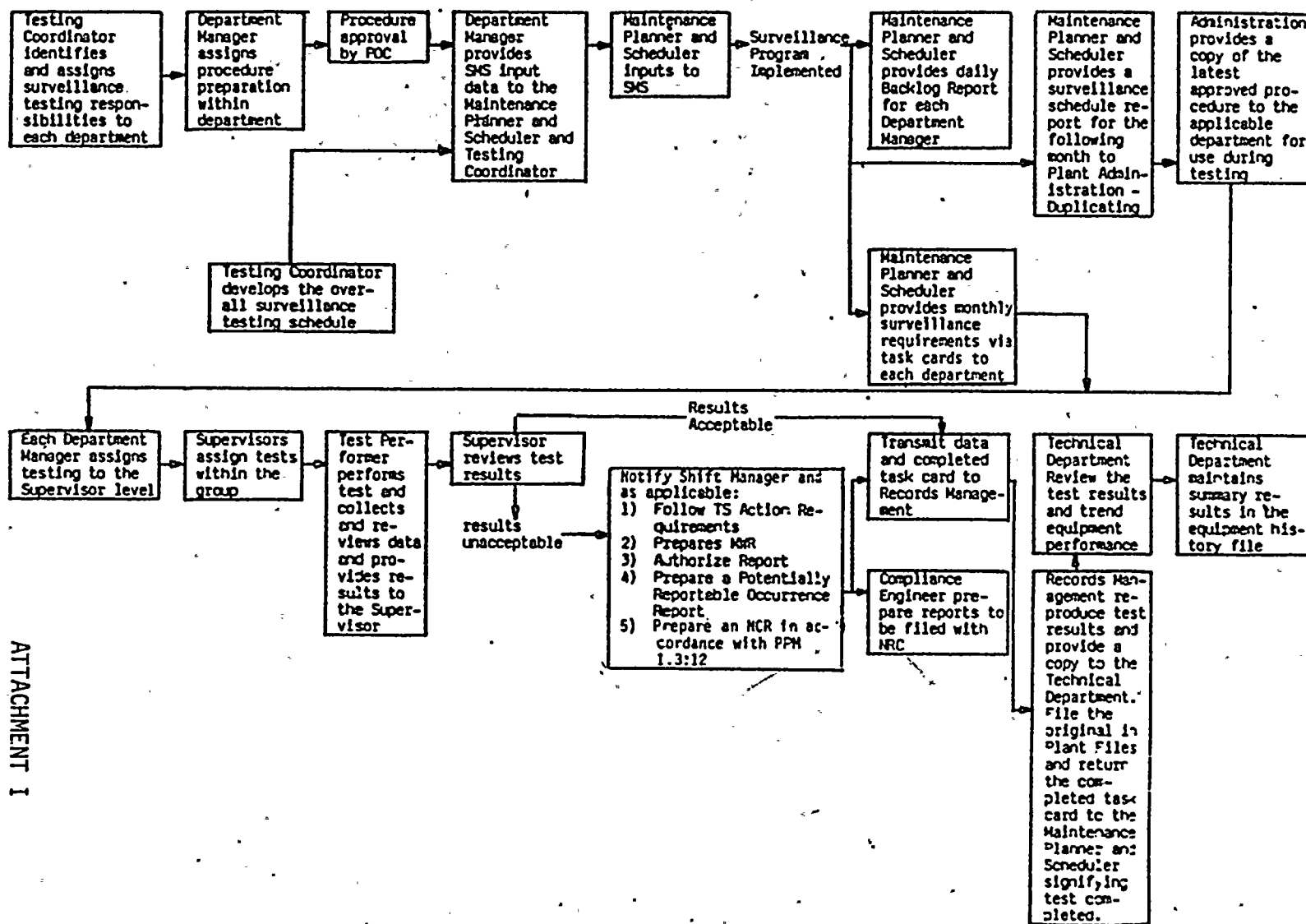
- A. PPM 1.2.3, Use of Plant Procedures
- B. PPM 1.3.12, Plant Nonconformances
- C. PPM 1.6.4, WNP-2 Plant and Satellite Files Contents and Structure
- D. PPM 1.10.1, Reportable Events and Occurrences Required by Regulatory Agencies
- E. PPM 10.1.5, Scheduled Maintenance System
- F. PPM 1.10.2, Routine or Periodic Reports Required By Regulatory Agencies

#### 1.5.1.12 Attachments

- A. Attachment 1, Surveillance Testing Flow Chart
- B. Attachment II - VI, Testing Procedure Cover Sheets for Operations, Maintenance (I&C), Maintenance, Health Physics/Chemistry, and Technical
- C. Attachment VII, Surveillance Task Card (sample)

PROCEDURE NUMBER	REVISION NUMBER	PAGE NUMBER
1.5.1	2	1.5.1-10 of 17


## SURVEILLANCE TESTING FLOW CHART



ATTACHMENT I

## WASHINGTON PUBLIC POWER SUPPLY SYSTEM

## PLANT PROCEDURES MANUAL

WNP. 2

PROCEDURE NUMBER	APPROVED	DATE
VOLUME NAME SURVEILLANCE PROCEDURES		
SECTION (SECTION TITLE)		
TITLE (PROCEDURE TITLE)		

Permission to Perform Test: \_\_\_\_\_ Time \_\_\_\_\_ Date \_\_\_\_\_  
Shift Manager

Test Performed By: \_\_\_\_\_ Test Satisfactory ☐ Yes ☐ No  
NCR Issued ☐ Yes ☐ No

Test Completed and Reviewed:

Control Room Operator \_\_\_\_\_ Time \_\_\_\_\_ Date \_\_\_\_\_  
Shift Manager \_\_\_\_\_

Work Request Issued ☐ Yes ☐ No Number \_\_\_\_\_

Comments: \_\_\_\_\_  
\_\_\_\_\_

Assigned Reviewer \_\_\_\_\_ Date \_\_\_\_\_  
Relief Day Shift Manager

Comments: \_\_\_\_\_  
\_\_\_\_\_

Requirement for which Test Performed:

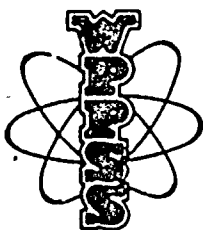
Tech Spec Weekly ☐  
Monthly ☐ Quarterly ☐ Annually ☐  
Increased Frequency ☐ Post Maintenance ☐ 18 Mo ☐

PROCEDURE NUMBER 1.5.1	REVISION NUMBER 2	PAGE NUMBER 1.5.1-12 of 17
---------------------------	----------------------	-------------------------------



## WASHINGTON PUBLIC POWER SUPPLY SYSTEM

## PLANT PROCEDURES MANUAL

WNP. 2

PROCEDURE NUMBER	APPROVED	DATE
VOLUME NAME SURVEILLANCE PROCEDURES		
SECTION (SECTION TITLE)		
TITLE (PROCEDURE TITLE)		

Channel Calibration Procedure For:

E. P. NUMBER	ACCURACY	SETPOINT	TECH SPEC LIMIT	MANUFACTURER	MODEL
	±				
	±				
	±				

 PERMISSION TO PROCEED WITH TEST \_\_\_\_\_  
 Shift Manager

 Test Satisfactory ☐ Yes ☐ No  
 Procedure Completed \_\_\_\_\_ DATE \_\_\_\_\_ TIME \_\_\_\_\_

 I&C Foreman  
 PROCEDURE COMPLETED \_\_\_\_\_ DATE \_\_\_\_\_ TIME \_\_\_\_\_

Test Equip. No's	Shift Manager	Cal. Void Date	Tested By
_____	_____	_____	Date _____
_____	_____	_____	Foreman _____
_____	_____	_____	Date _____
_____	_____	_____	Reviewed By _____
_____	_____	_____	Date _____

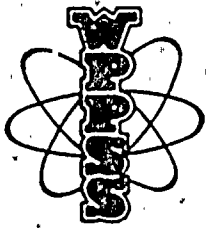
 NCR COMMENT: \_\_\_\_\_  
 \_\_\_\_\_  
 \_\_\_\_\_

Requirement for which Test Performed:

 Tech Spec Weekly ☐ Monthly ☐ Quarterly ☐ Annually ☐

 Increased Frequency ☐ Post Maintenance ☐ 18 Mo ☐

PROCEDURE NUMBER 1.5.1	REVISION NUMBER 2	PAGE NUMBER 1.5.1-13 of 17
---------------------------	----------------------	-------------------------------



## WASHINGTON PUBLIC POWER SUPPLY SYSTEM

## PLANT PROCEDURES MANUAL

WNP. 2

PROCEDURE NUMBER	APPROVED	DATE
VOLUME NAME SURVEILLANCE PROCEDURES		
SECTION (SECTION TITLE)		
TITLE (PROCEDURE TITLE)		

Permission To Perform Test \_\_\_\_\_ Time \_\_\_\_\_ Date \_\_\_\_\_  
Shift Manager

Test Performed By: \_\_\_\_\_ Date \_\_\_\_\_

Results Satisfactory ☐ Yes ☐ No \_\_\_\_\_  
Signoff

NCR Issued ☐ Yes ☐ No

Test Completed \_\_\_\_\_  
Shift Manager

Comments: \_\_\_\_\_  
\_\_\_\_\_  
\_\_\_\_\_

Work Request Issued ☐ Yes ☐ No Number \_\_\_\_\_

Assigned Reviewer \_\_\_\_\_ Date \_\_\_\_\_

Comments: \_\_\_\_\_  
\_\_\_\_\_  
\_\_\_\_\_

Requirements for which Test Performed:

Tech Spec Weekly ☐

Monthly ☐

Quarterly ☐

Annually ☐

Increased Frequency ☐

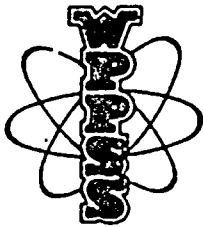
Post Maintenance ☐

18 Mo ☐

PROCEDURE NUMBER 1.5.1	REVISION NUMBER 2	PAGE NUMBER 1.5.1-14 of 17
---------------------------	----------------------	-------------------------------

## WASHINGTON PUBLIC POWER SUPPLY SYSTEM

## PLANT PROCEDURES MANUAL

WNP- 2

PROCEDURE NUMBER	APPROVED	DATE
VOLUME NAME SURVEILLANCE PROCEDURES		
SECTION (SECTION TITLE)		
TITLE (PROCEDURE TITLE)		

Permission To Perform Test \_\_\_\_\_  
Shift Manager

Test Performed By: \_\_\_\_\_ Date \_\_\_\_\_

Results Satisfactory ☐ Yes ☐ No \_\_\_\_\_  
Signoff

NCR Issued ☐ Yes ☐ No

Test Completed \_\_\_\_\_  
Shift Manager

Comments: \_\_\_\_\_  
\_\_\_\_\_  
\_\_\_\_\_

Work Request Issued ☐ Yes ☐ No Number \_\_\_\_\_

Assigned Reviewer \_\_\_\_\_ Date \_\_\_\_\_

Comments: \_\_\_\_\_  
\_\_\_\_\_  
\_\_\_\_\_

Requirement for which Test Performed:

Tech Spec Weekly ☐

Monthly ☐

Quarterly ☐

Annually ☐

Increased Frequency ☐

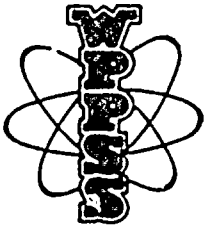
Post Maintenance ☐

18 Mo ☐

PROCEDURE NUMBER 1.5.1	REVISION NUMBER 2	PAGE NUMBER 1.5.1-15 of 17
---------------------------	----------------------	-------------------------------

## WASHINGTON PUBLIC POWER SUPPLY SYSTEM

## PLANT PROCEDURES MANUAL

WNP- 2

PROCEDURE NUMBER	APPROVED	DATE
VOLUME NAME SURVEILLANCE PROCEDURES		
SECTION (SECTION TITLE)		
TITLE (PROCEDURE TITLE)		

Permission To Perform Test \_\_\_\_\_ Time \_\_\_\_\_ Date \_\_\_\_\_  
Shift Manager

Test Performed By: \_\_\_\_\_ Date \_\_\_\_\_

Results Satisfactory ☐ Yes ☐ No  
Signoff \_\_\_\_\_

NCR Issued ☐ Yes ☐ No

Test Completed \_\_\_\_\_  
Shift Manager

Comments: \_\_\_\_\_  
\_\_\_\_\_  
\_\_\_\_\_

Work Request Issued ☐ Yes ☐ No Number \_\_\_\_\_

Assigned Reviewer \_\_\_\_\_ Date \_\_\_\_\_

Comments: \_\_\_\_\_  
\_\_\_\_\_  
\_\_\_\_\_

Requirement for which Test Performed:

Tech Spec Weekly ☐

Monthly ☐

Quarterly ☐

Annually ☐

Increased Frequency ☐

Post Maintenance ☐

18 Mo ☐

PROCEDURE NUMBER 1.5.1	REVISION NUMBER 2	PAGE NUMBER 1.5.1-16 of 17
---------------------------	----------------------	-------------------------------

SURVEILLANCE TASK CARD  
(Sample)

2-TSS-PN-7.4.5.1.B.1      SURVEILLANCE      DUE: 1/13/83      PMID: AAJ772  
TASK ID:01      LATE: 2/ 5/83      TRANS: 6  
PLANT CONDITION: POWER OPERATIONS 123456780      PRTY: 1      PRNT: 12/15/82  
LOC:      QCLASS: FREG:92      DAY      FA      CLR/REQ: YES  
EQUIPMENT DESC:  
TASK DESC: ECCS DIV 1 OPERABILITY TEST, INCLUDING TS 4.5.1.B.2  
(INCLUDE ALL TECH SPEC SURVEILLANCE COVERED BY THIS  
PROCEDURE AND ANY OTHER PERTINENT INFORMATION.)

PROC/REF: 0  
RWP REQ: YES      TECH SPEC: YES      SYS:      EQUIP: N/A      FUNCTIONAL TEST  
SERIAL:      .....(MFG REF:      ).....(REL/CRAFT: , , ).....  
QC/TEST: \_\_\_\_\_ COMPLETION DATE: / /      OPERATIO IS  
SS APVL: \_\_\_\_\_ RESCHEDULE DATE: / /      HOURS:  
EMP & NO: \_\_\_\_\_ SUPR SIG: \_\_\_\_\_ / \_\_\_\_\_ CLR/NO:  
REMARKS: \_\_\_\_\_

Attachment VII

PROCEDURE NUMBER	REVISION NUMBER	PAGE NUMBER
1.5.1	2	1.5.1-17 of 17