

REGULATORY INFORMATION DISTRIBUTION SYSTEM (RIDS)

ACCESSION NBR: 8201250356 DDCI DATE: 82/01/06 NOTARIZED: NO DOCKET #. 05000397
 FACIL: 50-397 NPPSS Nuclear Project, Unit 2, Washington Public Powe
 AUTH. NAME: BOUCHEY, G.D. AUTHOR AFFILIATION: Washington Public Power Supply System
 RECIP. NAME: SCHWENCER, A. RECIP. AFFILIATION: Licensing Branch 2

SUBJECT: Forwards info requested at 810914-17 meeting re subcommittee pressurization.

DISTRIBUTION CODE: 80015 COPIES RECEIVED: LTR 1 ENCL 1 SIZE: 6
 TITLE: PSAR/FSAR AMDTS and Related Correspondence

NOTES: 2. copies all in natl: PML.

05000397

ACTION:	RECIPIENT	COPIES		RECIPIENT	COPIES		
	ID CODE/NAME	LTR	ENCL		ID CODE/NAME	LTR	ENCL
ACTION:	A/D LICENSING	1	0	LICI BR #2 BCI	1	0	
	LICI BR #2 LAI	1	0	AULUCK, R.	01	1	
INTERNAL:	ELD	1	0	IEI	06	3	
	IE/DEP/EPDB 35	1	1	IE/DEP/EPLB 36	3	3	
	MPA	1	0	NRR/DE/CES 11	1	1	
	NRR/DE/EQB 13	3	3	NRR/DE/GB 28	2	2	
	NRR/DE/HGEB 30	2	2	NRR/DE/MEB 18	1	1	
	NRR/DE/MTEB 17	1	1	NRR/DE/QAB 21	1	1	
	NRR/DE/SA3 24	1	1	NRR/DE/SEB 25	1	1	
	NRR/DHFS/HFEB 40	1	1	NRR/DHFS/LDB 32	1	1	
	NRR/DHFS/OLB 34	1	1	NRR/DHFS/PTRB 20	1	1	
	NRR/DSI/AEB 25	1	1	NRR/DSI/ASB 27	1	1	
	NRR/DSI/CPB 10	1	1	NRR/DSI/CSB 09	1	1	
	NRR/DSI/EITB 12	1	1	NRR/DSI/ICB 16	1	1	
	NRR/DSI/PSB 19	1	1	NRR/DSI/RAB 22	1	1	
	NRR/DSI/RSB 23	1	1	NRR/DST/LGB 33	1	1	
	REG FILE	04	1				
	EXTERNAL:	ACRS	41	15	BNL(AMDTS ONLY)	1	1
		FEMA-REPI DIVI 39	1	1	LPOR	03	1
NRCI POR 02		1	1	NSIC	05	1	
NTIS		1	1				

TOTAL NUMBER OF COPIES REQUIRED: LTR

65

65 ENCL

60

58

8201250356 820106
PDR ADOCK 05000397
A PDR

Washington Public Power Supply System

P.O. Box 968 3000 George Washington Way Richland, Washington 99352 (509) 372-5000

January 6, 1982
G02-82-03
SS-L-02-CDT-82-001

Docet No. 50-397

Mr. A. Schwencer, Director
Licensing Branch No. 2
Division of Licensing
U.S. Nuclear Regulatory Commission
Washington, D.C. 20555



Dear Mr. Schwencer:

Subject: NUCLEAR PROJECT NO. 2
SUBCOMPARTMENT PRESSURIZATION

Attached are sixty (60) copies of the information on subcompartment pressurization requested by the NRC in the Containment Systems Branch meeting held September 14-17, 1981. This information is in response to Issue #37 from the minutes of that meeting.


Very truly yours,


G. D. Bouchey
Deputy Director, Safety and Security

CDT/jca
Attachment

cc: R Auluck - NRC
WS Chin - BPA
R Feil - NRC Site

Boo1
5/
1/1





Issue 37

Subcompartment Pressurization

NRC:

Subcompartment Pressurization. In telephone communication on 11/19/81, NRC requested additional information related to Issue #37. In the response to Issue #37 WNP-2 provided plots of lateral force as a function of time using current state-of-the-art methods employed by the industry for these calculations. In the telephone communication NRC requested plots of lateral force as a function of time based on the older, more conservative methods used in 1975/76 to calculate these loads. These older, more conservative calculations were used for the evaluation of the major structures.

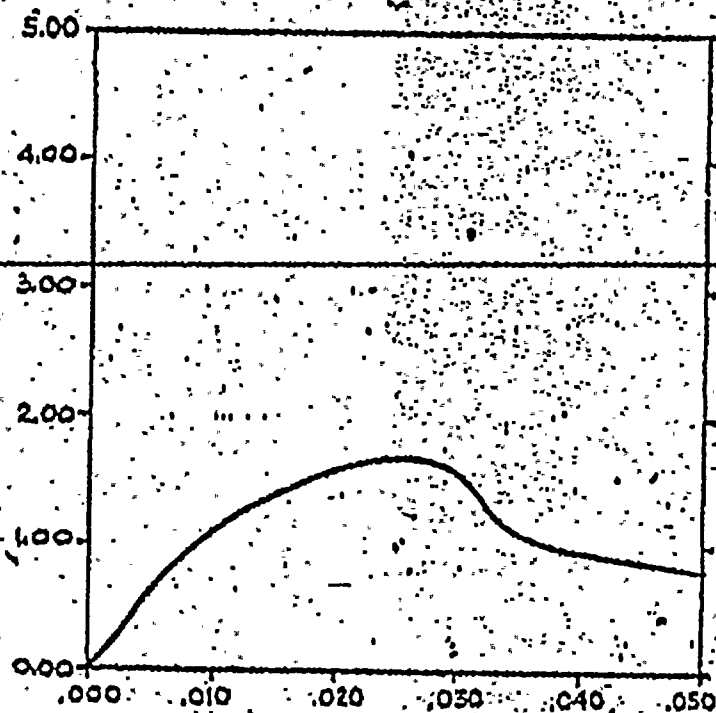
Supply System:

Included in Figures 1-4 are plots of the lateral forces as a function of time for the original annulus pressurization loads. The force is calculated by taking the vector sum of the product of the compartment pressure and area for each of the nodes in the nodal model. Figures 1-4 are provided for comparison with results calculated by NRC; in practices analyses for annulus pressurization are performed by directly applying pressure-time-histories to the structural model rather than by using an intermediate calculation of this type. (Please see Pages 16-22, and Figure 6B of Report WPPSS-74-2-R2-B, Reference 6.2.11 in the FSAR.)


The older, more conservative approach, as represented by Figures 1-4, was used for the design of the major affected structures, i.e., the sacrificial shield wall and the RPV/pedestal connection design, as indicated in revised 6.2.1.2 or the WNP-2 FSAR.

The project has utilized the older, more conservative pressurization loads for the NSSS evaluation.

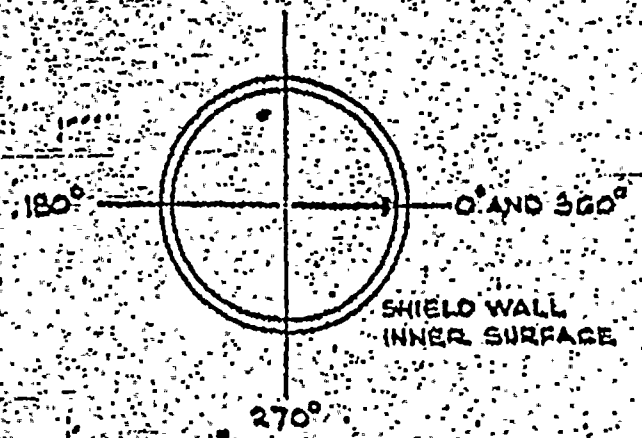
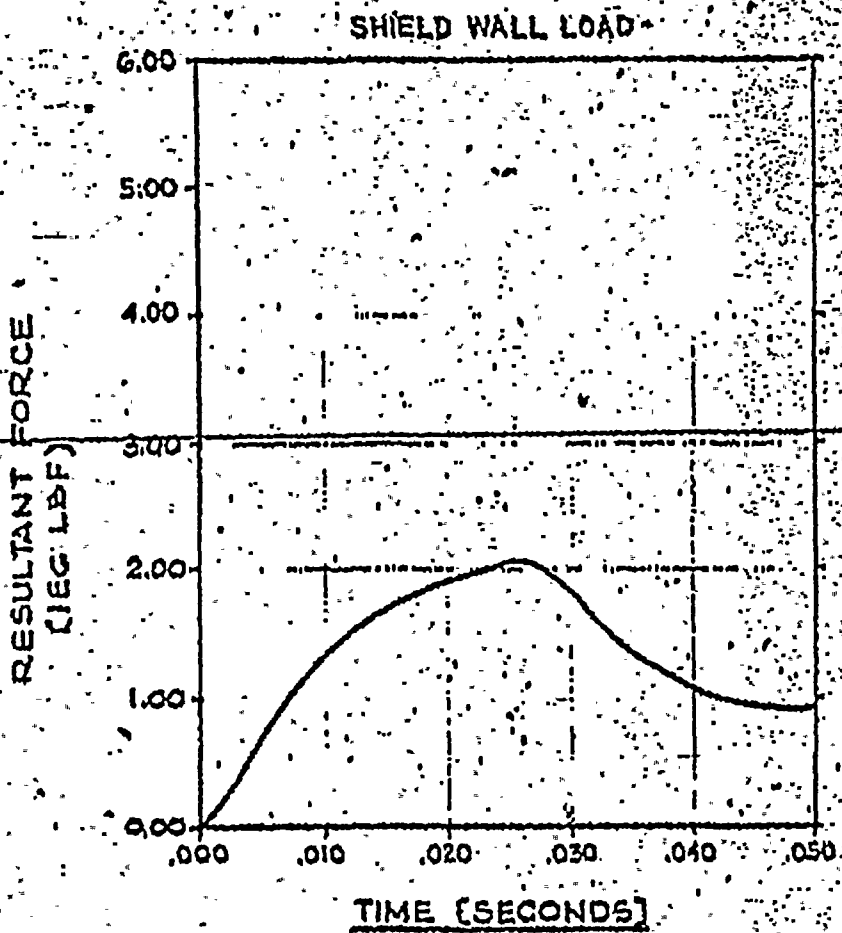
RESULTANT FORCE
[IEG LBS]




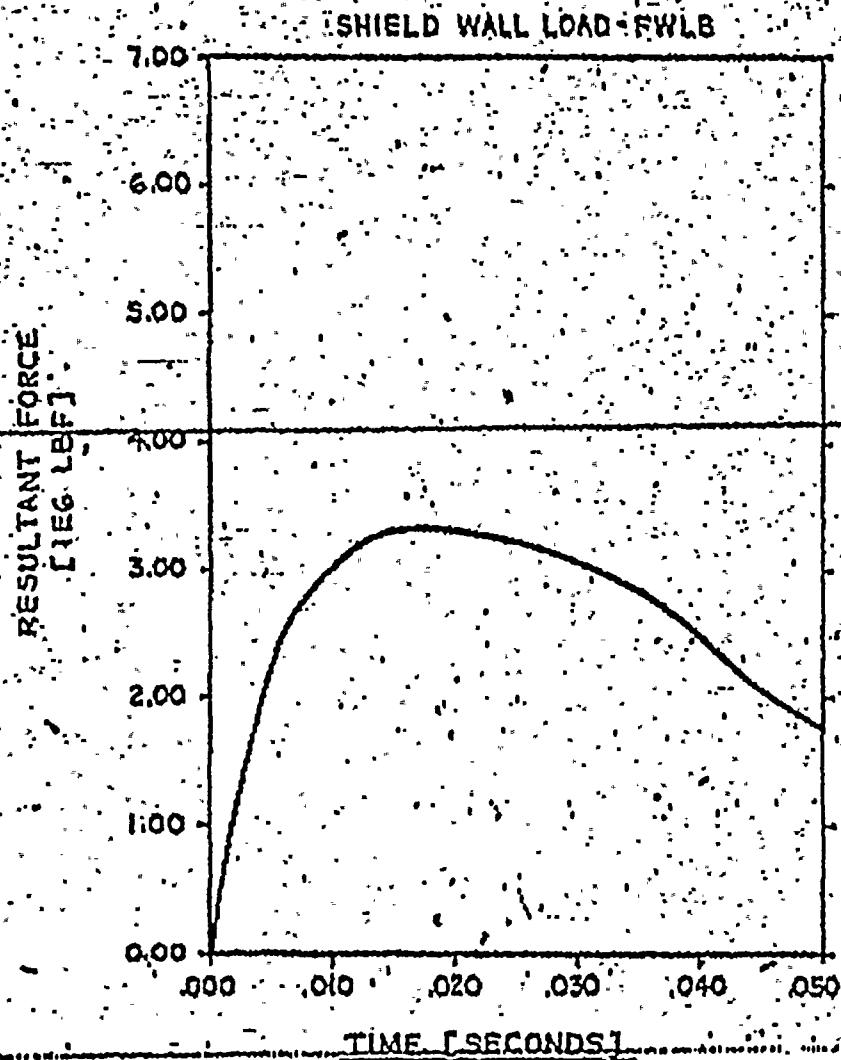
TIME [SECONDS]




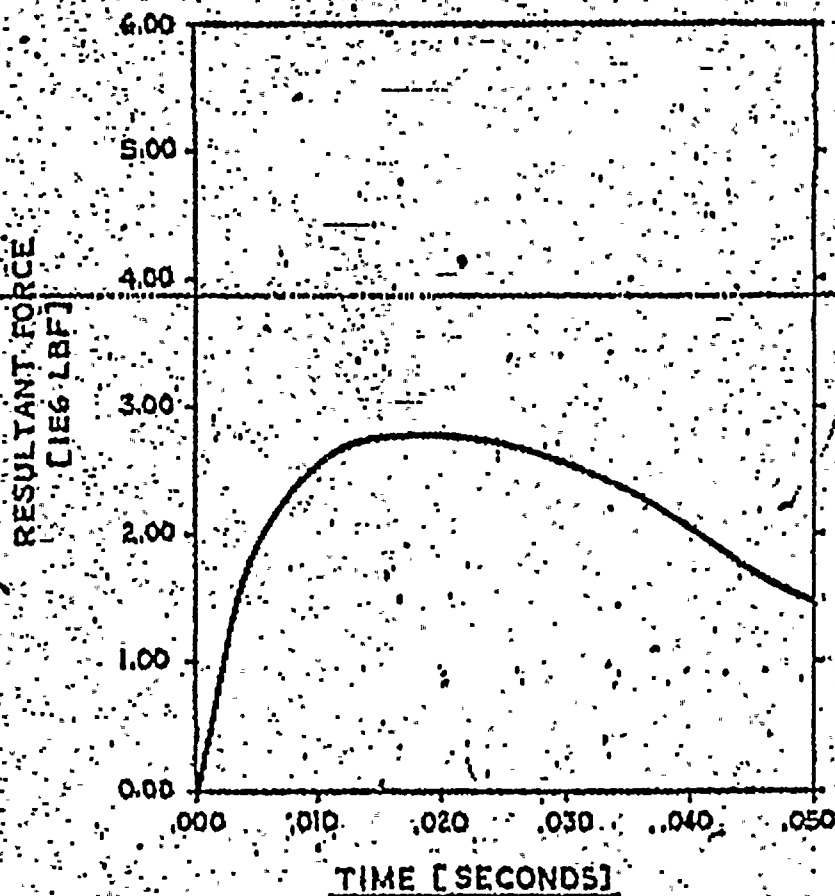
2 of 8



3048



468



5078

