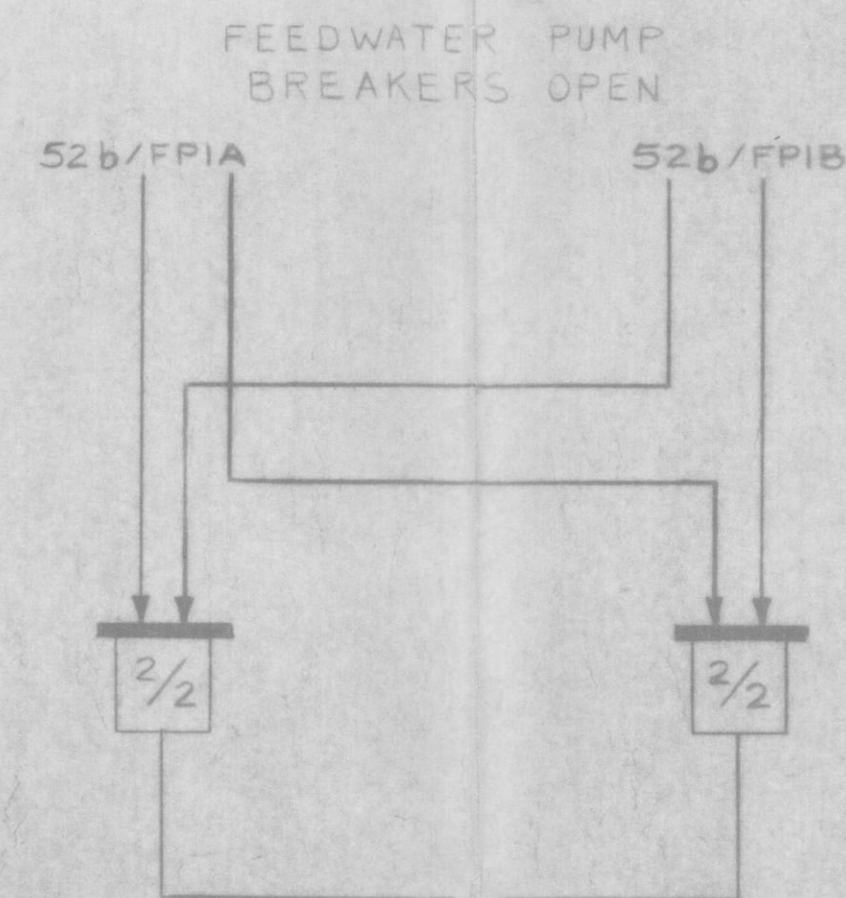
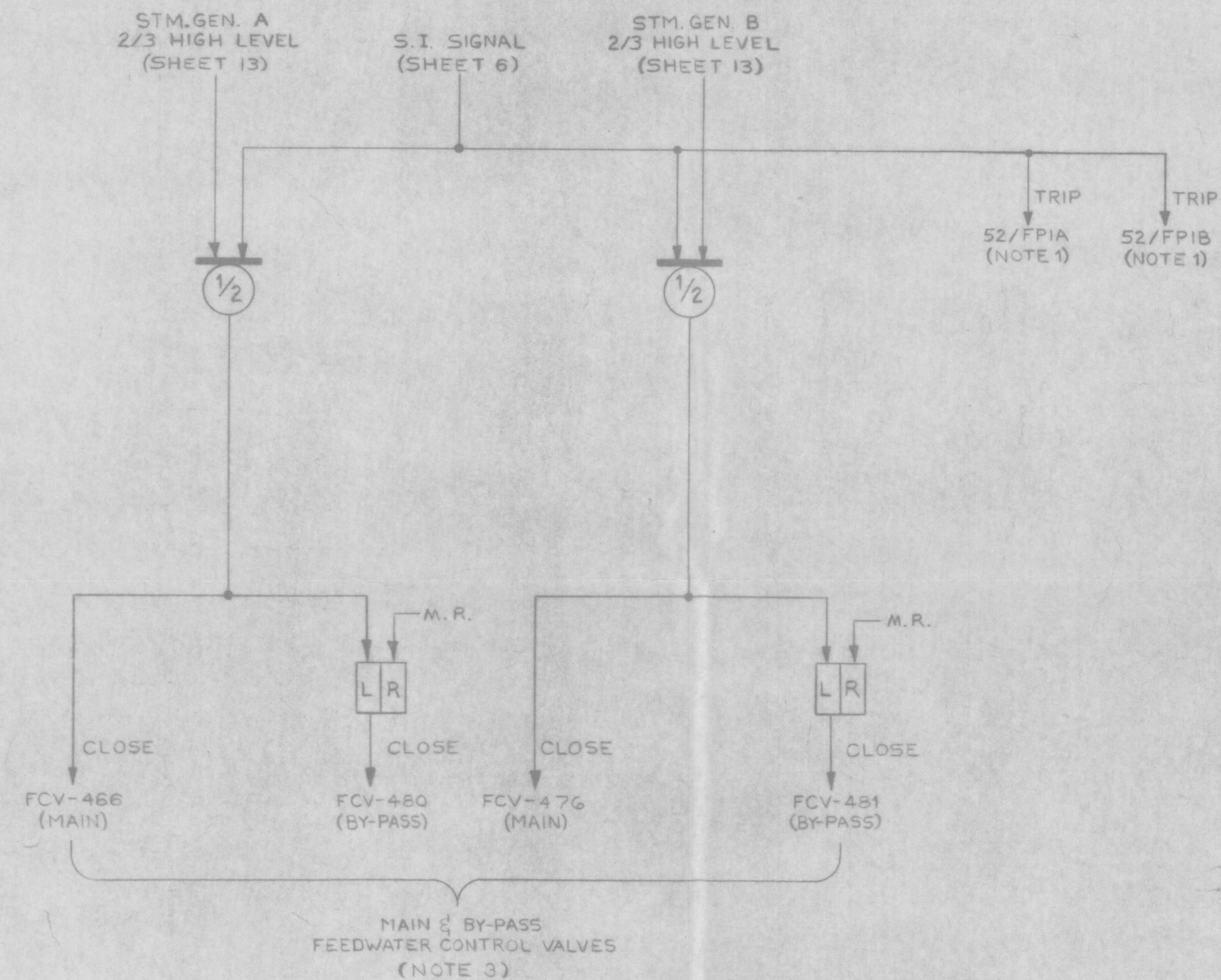


AUXILIARY FEEDWATER PUMPS

FEEDWATER ISOLATION



STEAM GENERATOR A
2/3 LO-LO LEVEL
(SHEET 13)

STEAM GENERATOR B
2/3 LO-LO LEVEL
(SHEET 13)

LOSS OF 4 KV
VOLTAGE

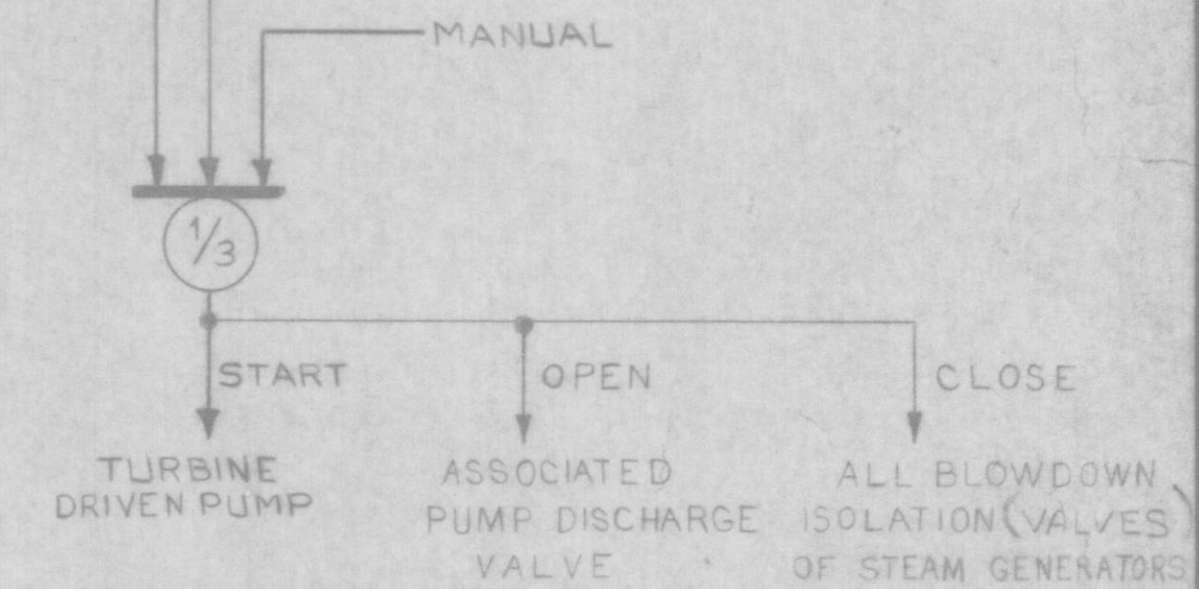
BUS IIA
(NOTE-2)

BUS IIB
(NOTE 2)



NOTES:
1. FWP BREAKER TRIP CAUSES CLOSURE OF
ASSOCIATED PUMP DISCHARGE MOV.

2. 2 CONTACTS PER BUS.
3. 2 SOLENOID VENT VALVES PER FCV
DE-ENERGIZE TO VENT



	CONSTRUCTION	
	LIMITED CONSTRUCTION: AS NOTED	
	PRELIMINARY NOT FOR CONSTRUCTION	
	BIDDING PURPOSES	
30 21 91	FOR INFORMATION ONLY	PCB
DATE	RELEASED FOR	ENGR.

THIS DRAWING IS NOT AN ORIGINAL

1	CHANGE	
2	CHANGE	
3	CHANGE	
4	CHANGE	
5	CHANGE	
6	CHANGE	
7	CHANGE	
8	CHANGE	
9	CHANGE	
10	CHANGE	
11	CHANGE	

RECEIVED
JAN 24 1970
R.G. & E. - ENG. DEPT.

"THIS DOCUMENT CONTAINS PROPRIETARY INFORMATION OF THE WESTINGHOUSE ELECTRIC CORPORATION (ATOMIC POWER DIVISION), IS TRANSMITTED TO YOU IN CONFIDENCE AND TRUST, AND IS TO BE RETURNED UPON REQUEST. ITS CONTENTS MAY NOT BE DISCLOSED IN WHOLE OR IN PART TO OTHERS OR USED FOR OTHER THAN THE PURPOSE FOR WHICH TRANSMITTED WITHOUT THE PRIOR WRITTEN PERMISSION OF THE WESTINGHOUSE PWR PLANT DIVISION."

DFTM. C.E. TOLER	3/4/68	Westinghouse Electric Corporation
CHKR.		ATOMIC POWER DIV., PITTSBURGH, PA., U.S.A.
DES. ENG.		TITLE: ROCHESTER GAS & ELECTRIC CORP.
MFG. ENG.		ROBERT EMMETTE GINNA NUCLEAR STA. UNIT NO.1
MTLS. ENG.		LOGIC DIAG.
APP. T.W. Bennett	3-7-68	FEEDWATER ISOL. & AUX. FEEDWATER PUMP
APP. D.C. M... ..	3-8-68	882D612
APP.		SHEET 8
DFTG. SUBV.	3-8-68	SUB Y 2245
DO NOT SCALE		