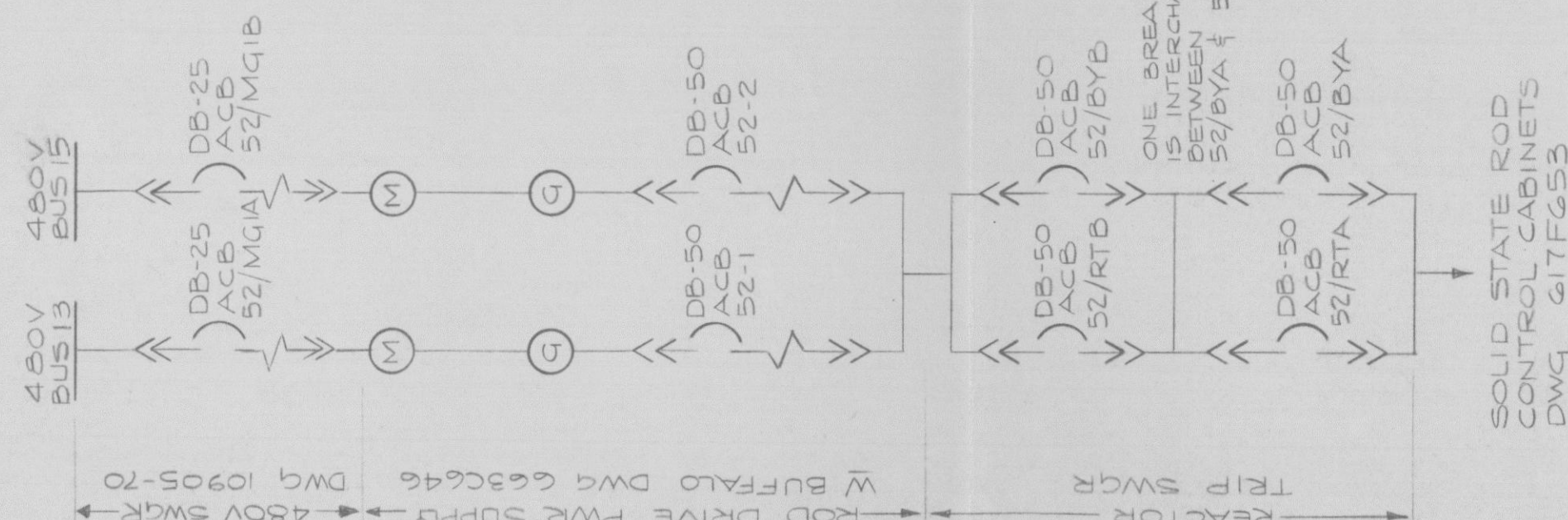


A
B
C
D
E
F

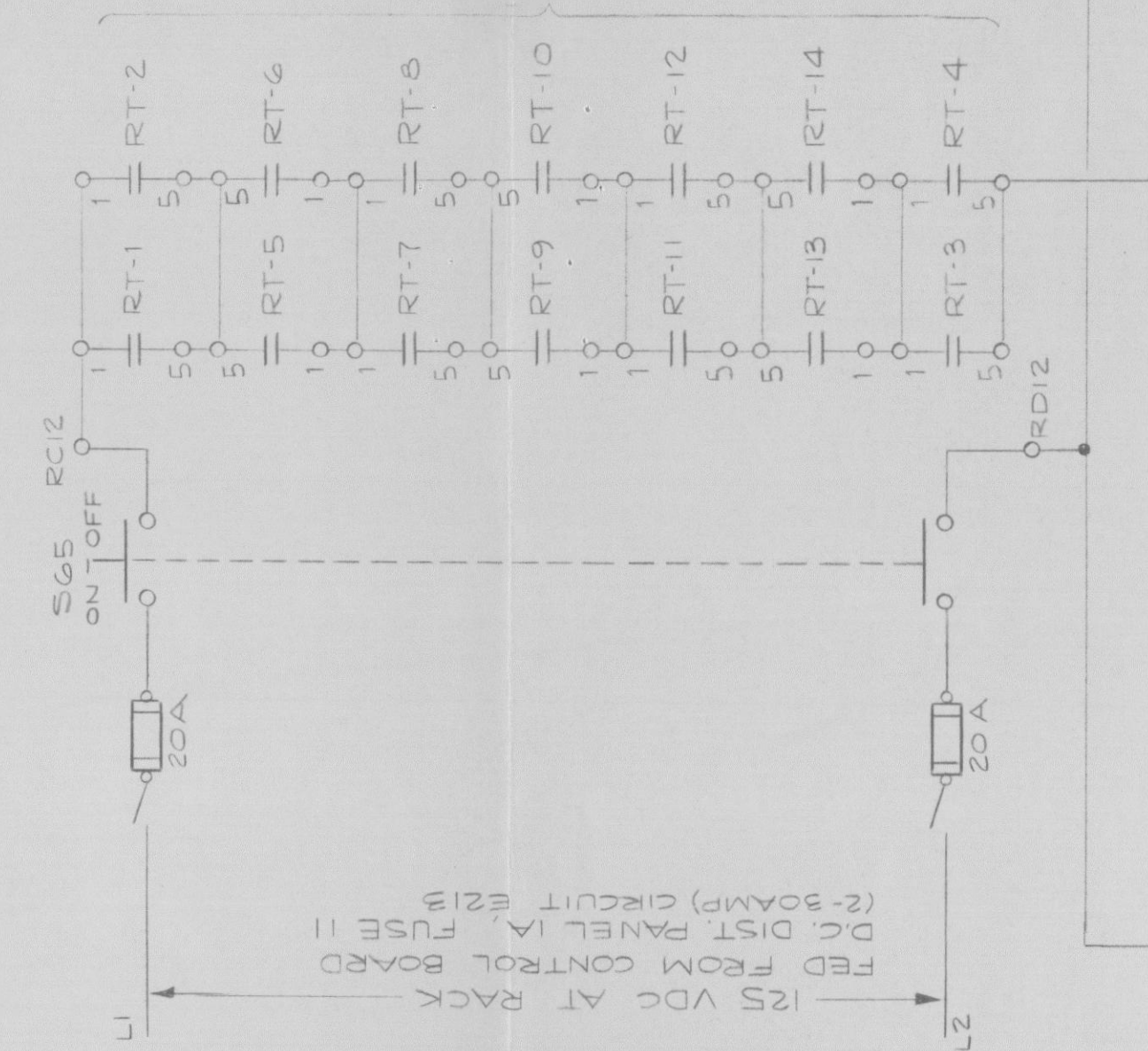
REFERENCE DRAWINGS

- CELL SWITCH SHOWN WITH BREAK IN TEST POSITION DISCONNECTED
- TB427 - TERMINAL BOX 427
- TB428 - TERMINAL BOX 428
- RT1-1 REACTOR LOGIC TEST
- RT1-2 REACTOR LOGIC TEST
- RT1-3 REACTOR LOGIC TEST
- RT1-4 REACTOR LOGIC TEST
- RT1-5 REACTOR LOGIC TEST
- RT1-6 REACTOR LOGIC TEST
- RT1-7 REACTOR LOGIC TEST
- RT1-8 REACTOR LOGIC TEST
- RT1-9 REACTOR LOGIC TEST
- RT1-10 REACTOR LOGIC TEST
- RT1-11 REACTOR LOGIC TEST
- RT1-12 REACTOR LOGIC TEST
- RT1-13 REACTOR LOGIC TEST
- RT1-14 REACTOR LOGIC TEST
- RT1-15 REACTOR LOGIC TEST
- RT1-16 REACTOR LOGIC TEST
- RT1-17 REACTOR LOGIC TEST
- RT1-18 REACTOR LOGIC TEST
- RT1-19 REACTOR LOGIC TEST
- RT1-20 REACTOR LOGIC TEST
- RT1-21 REACTOR LOGIC TEST
- RT1-22 REACTOR LOGIC TEST
- RT1-23 REACTOR LOGIC TEST
- RT1-24 REACTOR LOGIC TEST
- RT1-25 REACTOR LOGIC TEST
- RT1-26 REACTOR LOGIC TEST
- RT1-27 REACTOR LOGIC TEST
- RT1-28 REACTOR LOGIC TEST
- RT1-29 REACTOR LOGIC TEST
- RT1-30 REACTOR LOGIC TEST
- RT1-31 REACTOR LOGIC TEST
- RT1-32 REACTOR LOGIC TEST
- RT1-33 REACTOR LOGIC TEST
- RT1-34 REACTOR LOGIC TEST
- RT1-35 REACTOR LOGIC TEST
- RT1-36 REACTOR LOGIC TEST
- RT1-37 REACTOR LOGIC TEST
- RT1-38 REACTOR LOGIC TEST
- RT1-39 REACTOR LOGIC TEST
- RT1-40 REACTOR LOGIC TEST
- RT1-41 REACTOR LOGIC TEST
- RT1-42 REACTOR LOGIC TEST
- RT1-43 REACTOR LOGIC TEST
- RT1-44 REACTOR LOGIC TEST
- RT1-45 REACTOR LOGIC TEST
- RT1-46 REACTOR LOGIC TEST
- RT1-47 REACTOR LOGIC TEST
- RT1-48 REACTOR LOGIC TEST
- RT1-49 REACTOR LOGIC TEST
- RT1-50 REACTOR LOGIC TEST
- RT1-51 REACTOR LOGIC TEST
- RT1-52 REACTOR LOGIC TEST
- RT1-53 REACTOR LOGIC TEST
- RT1-54 REACTOR LOGIC TEST
- RT1-55 REACTOR LOGIC TEST
- RT1-56 REACTOR LOGIC TEST
- RT1-57 REACTOR LOGIC TEST
- RT1-58 REACTOR LOGIC TEST
- RT1-59 REACTOR LOGIC TEST
- RT1-60 REACTOR LOGIC TEST
- RT1-61 REACTOR LOGIC TEST
- RT1-62 REACTOR LOGIC TEST
- RT1-63 REACTOR LOGIC TEST
- RT1-64 REACTOR LOGIC TEST
- RT1-65 REACTOR LOGIC TEST
- RT1-66 REACTOR LOGIC TEST
- RT1-67 REACTOR LOGIC TEST
- RT1-68 REACTOR LOGIC TEST
- RT1-69 REACTOR LOGIC TEST
- RT1-70 REACTOR LOGIC TEST
- RT1-71 REACTOR LOGIC TEST
- RT1-72 REACTOR LOGIC TEST
- RT1-73 REACTOR LOGIC TEST
- RT1-74 REACTOR LOGIC TEST
- RT1-75 REACTOR LOGIC TEST
- RT1-76 REACTOR LOGIC TEST
- RT1-77 REACTOR LOGIC TEST
- RT1-78 REACTOR LOGIC TEST
- RT1-79 REACTOR LOGIC TEST
- RT1-80 REACTOR LOGIC TEST
- RT1-81 REACTOR LOGIC TEST
- RT1-82 REACTOR LOGIC TEST
- RT1-83 REACTOR LOGIC TEST
- RT1-84 REACTOR LOGIC TEST
- RT1-85 REACTOR LOGIC TEST
- RT1-86 REACTOR LOGIC TEST
- RT1-87 REACTOR LOGIC TEST
- RT1-88 REACTOR LOGIC TEST
- RT1-89 REACTOR LOGIC TEST
- RT1-90 REACTOR LOGIC TEST
- RT1-91 REACTOR LOGIC TEST
- RT1-92 REACTOR LOGIC TEST
- RT1-93 REACTOR LOGIC TEST
- RT1-94 REACTOR LOGIC TEST
- RT1-95 REACTOR LOGIC TEST
- RT1-96 REACTOR LOGIC TEST
- RT1-97 REACTOR LOGIC TEST
- RT1-98 REACTOR LOGIC TEST
- RT1-99 REACTOR LOGIC TEST
- RT1-100 REACTOR LOGIC TEST

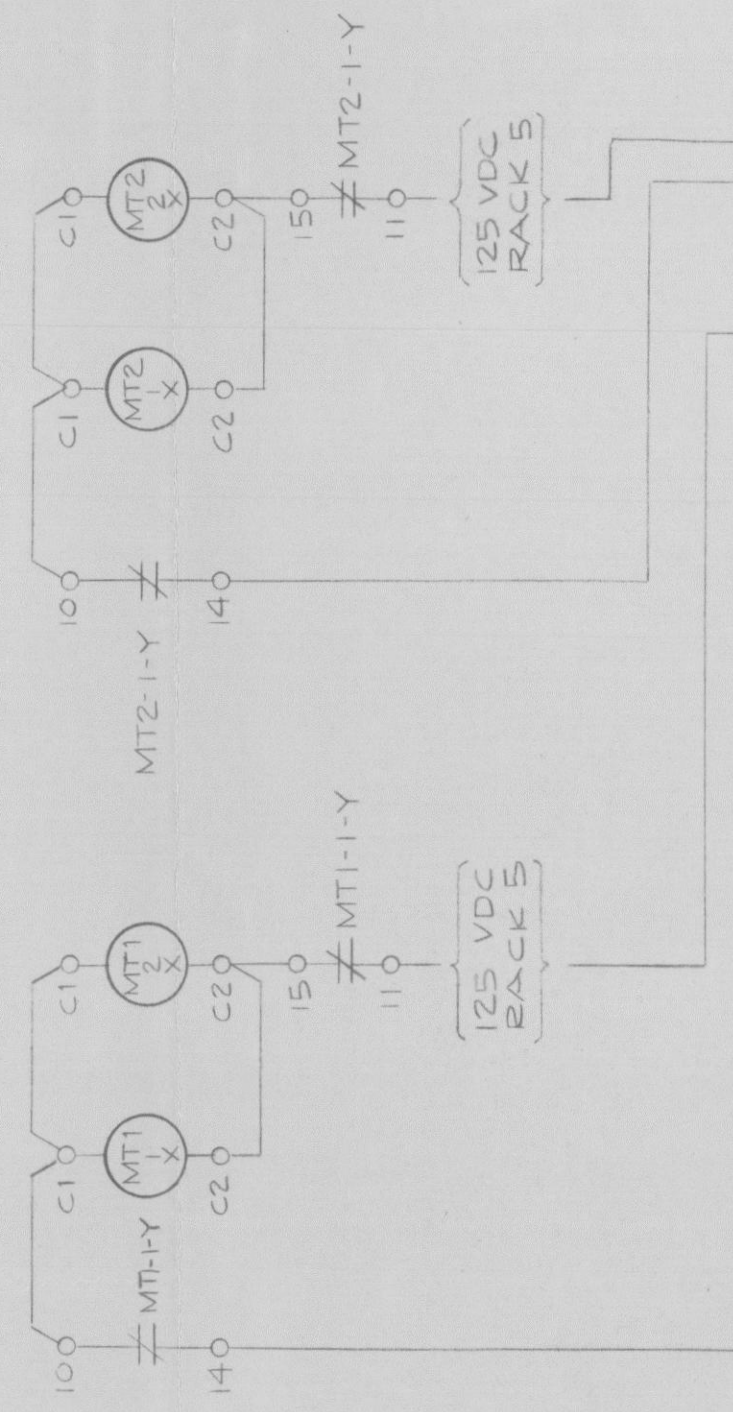
ONE LINE DIAGRAM




TRAIN A



REF. DWG. 110E053 SH. 7



SOLID STATE ROD CONTROL CABINETS



52/RTA

52/BYB

Docket # 58-244
Control # 8605210237
Date 7/15/86 of Document
REGULATORY DOCKET FILE

TI
APERTURE
CARD

"This drawing includes portions of Class 1E Electrical systems. Refer to notes and specifications to determine specific QA program applicability."

8605210237

POOR ORIGINAL

6	AS BUILT PER FCR 3698-B	EJD RLC	7-1-86	7-21-86
5	PER EWR 3698	DGS RLC	7-1-86	7-21-86
4	FCR 3698-2,3,5 & AS NOTED	D.G.S. EJD	7-1-86	7-21-86
3	EWR 3698	BR	7-1-86	7-21-86
2	EEDRAWN - 2 SHEETS AS BUILT	EJD	7-1-86	7-21-86
1	AS BUILT EWR 2709	RAA	7-1-86	7-21-86
0	ORIGINAL	DATE	3-7-77	3-7-77
NUMBER	REVISION	DRAWN BY	CHECKED	RESP. ENG. ENG. MGR.
CONSTRUCTION				
LIMITED CONSTRUCTION: AS NOTED				
PRELIMINARY NOT FOR CONSTRUCTION BIDDING PURPOSES				
7-1-86	AS BUILT	3698	7-1-86	7-1-86
DATE	RELEASED FOR	ENGR.		
FACILITY		ROCHESTER GAS & ELECTRIC CORP. ROCHESTER, NEW YORK		
REACTOR TRIP BREAKER CONTROL SCHEMATIC (SHEET 1 OF 3)				
JOB NO.	DRAWING NO.	REV.		
	33013-673 (SH. 1)			