

JOB PERFORMANCE MEASURE

JPM TITLE: Evaluate License Maintenance and Over Time Requirements

JPM NUMBER: 2.1.2-01

REV. 1

TASK NUMBER(S) / TASK TITLE(S): 96.05 (Reactor Operator)

K/A NUMBERS: Generic 2.1.2

K/A VALUE: 4.1

Justification (FOR K/A VALUES <3.0):

TASK APPLICABILITY:

☒ RO ☐ SRO ☐ STA ☐ Non-Lic ☐ SRO CERT ☐ OTHER: _____

APPLICABLE METHOD OF TESTING: Simulate/Walkthrough: ☐ Perform: ☒

EVALUATION LOCATION: In-Plant: ☐ Control Room: ☐

Simulator: ☒ Other: ☐

Lab: ☐

Time for Completion: 20 Minutes Time Critical: NO

Alternate Path [NRC]: NO

Alternate Path [INPO]: NO

Developed by: _____
Instructor/Developer Date

Reviewed by: _____
Instructor (Instructional Review) Date

Validated by: _____
SME (Technical Review) Date

Approved by: _____
Training Supervision Date

Approved by: _____
Training Program Owner Date

JOB PERFORMANCE MEASURE VALIDATION CHECKLIST

ALL STEPS IN THIS CHECKLIST ARE TO BE PERFORMED PRIOR TO USE.

REVIEW STATEMENTS	YES	NO	N/A
1. Are all items on the signature page filled in correctly?	<input type="checkbox"/>	<input type="checkbox"/>	<input type="checkbox"/>
2. Has the JPM been reviewed and validated by SMEs?	<input type="checkbox"/>	<input type="checkbox"/>	<input type="checkbox"/>
3. Can the required conditions for the JPM be appropriately established in the simulator if required?	<input type="checkbox"/>	<input type="checkbox"/>	<input type="checkbox"/>
4. Do the performance steps accurately reflect trainee's actions in accordance with plant procedures?	<input type="checkbox"/>	<input type="checkbox"/>	<input type="checkbox"/>
5. Is the standard for each performance item specific as to what controls, indications and ranges are required to evaluate if the trainee properly performed the step?	<input type="checkbox"/>	<input type="checkbox"/>	<input type="checkbox"/>
6. Has the completion time been established based on validation data or incumbent experience?	<input type="checkbox"/>	<input type="checkbox"/>	<input type="checkbox"/>
7. If the task is time critical, is the time critical portion based upon actual task performance requirements?	<input type="checkbox"/>	<input type="checkbox"/>	<input type="checkbox"/>
8. Is the job level appropriate for the task being evaluated if required?	<input type="checkbox"/>	<input type="checkbox"/>	<input type="checkbox"/>
9. Is the K/A appropriate to the task and to the licensee level if required?	<input type="checkbox"/>	<input type="checkbox"/>	<input type="checkbox"/>
10. Is justification provided for tasks with K/A values less than 3.0?	<input type="checkbox"/>	<input type="checkbox"/>	<input type="checkbox"/>
11. Have the performance steps been identified and classified (Critical / Sequence / Time Critical) appropriately?	<input type="checkbox"/>	<input type="checkbox"/>	<input type="checkbox"/>
12. Have all special tools and equipment needed to perform the task been identified and made available to the trainee?	<input type="checkbox"/>	<input type="checkbox"/>	<input type="checkbox"/>
13. Are all references identified, current, accurate, and available to the trainee?	<input type="checkbox"/>	<input type="checkbox"/>	<input type="checkbox"/>
14. Have all required cues (as anticipated) been identified for the evaluator to assist task completion?	<input type="checkbox"/>	<input type="checkbox"/>	<input type="checkbox"/>
15. Are all critical steps supported by procedural guidance? (e.g., if licensing, EP or other groups were needed to determine correct actions, then the answer should be NO.)	<input type="checkbox"/>	<input type="checkbox"/>	<input type="checkbox"/>
16. If the JPM is to be administered to an LOIT student, has the required knowledge been taught to the individual prior to administering the JPM? TPE does not have to be completed, but the JPM evaluation may not be valid if they have not been taught the required knowledge.	<input type="checkbox"/>	<input type="checkbox"/>	<input type="checkbox"/>

All questions/statements must be answered "YES" or "N/A" or the JPM is not valid for use. If all questions/statements are answered "YES" or "N/A," then the JPM is considered valid and can be performed as written. The individual(s) performing the initial validation shall sign and date the cover sheet.

Protected Content: (CAPRs, corrective actions, licensing commitments, etc. associated with this material)

{C001}

[illegible]

SIMULATOR SET-UP: *(Only required for simulator JPMs)*

SIMULATOR SETUP INSTRUCTIONS:

If the JPM is performed somewhere other than the simulator, ensure that there is a copy of:

- AD-AA-101-1004 WORK HOUR CONTROLS
- ODI-009, NUCLEAR STATION PLANT EQUIPMENT OPERATOR, REACTOR OPERATOR, SENIOR REACTOR OPERATOR, AND SHIFT TECHNICAL ADVISOR QUALIFICATION REQUIREMENTS.

SIMULATOR MALFUNCTIONS: NONE

SIMULATOR OVERRIDES: NONE

SIMULATOR REMOTE FUNCTIONS: NONE

- Required Materials:**
- AD-AA-101-1004, Work Hour Controls, current revision
 - ODI-009, Nuclear Station Plant Equipment Operator, Reactor Operator, Senior Reactor Operator, and Shift Technical Advisor Qualification Requirements, current revision

- General References:**
- AD-AA-101-1004, Rev. 18
 - ODI-009, Rev. 47

- Task Standards:**
- Determine that he cannot take the watch based on not getting a **10 hour break** between shifts.
 - Determine that he is not able to assume the watch based on not standing **5 12 hour shifts**.

I will explain the initial conditions, which step(s) to simulate or discuss, and provide initiating cues. When you complete the task successfully, the objective for this job performance measure will be satisfied.

DURING THE JPM, ENSURE PROPER SAFETY PRECAUTIONS, FME, AND/OR RADIOLOGICAL CONCERNS AS APPLICABLE ARE FOLLOWED.

INITIAL CONDITIONS:

- Today's date is June 30, 2017 and the time is currently 2000.
- The plant is currently operating at 100%.
- You are a licensed Reactor Operator whose only assignment since April 1, 2017 has been to the Work Control Center.
- During the Second quarter of 2017 you stood the following watches assigned to the Control Room as the ANSOE.

April 2 0700 to 1900

April 17 0700 to 1500

April 27 1900 to 0700

April 28 1900 to 0700

June 17 0700 to 1900

- You have just finished standing a partial watch, (1100 to 1900), for John Black, (ANSOE).

INITIATING CUES (IF APPLICABLE):

- You have just received a call from the Control Room Shift Manager that some personal problems have come up for one of the on shift RO licenses. The SM requests you to come back into work tomorrow morning, Saturday, **July 1, 2017**, and complete the NSOE watch starting at 0200 and ending at 0700.
- Are you allowed to take the watch? Why or why not?

NOTE: Ensure the turnover sheet that was given to the examinee is returned to the evaluator.

JPM PERFORMANCE INFORMATION

Start Time: _____

NOTE: When providing “Evaluator Cues” to the examinee, care must be exercised to avoid prompting the examinee. Typically cues are only provided when the examinee’s actions warrant receiving the information (i.e., the examinee looks or asks for the indication).

NOTE: Critical steps are marked with a “Y” below the performance step number. Failure to meet the standard for any critical step shall result in failure of this JPM.

Performance Step:1 Critical Y	<p>The Candidate will review his hours worked, then review AD-AA-101-1004 section 4.2.1 for exceeding any of the following:</p> <ul style="list-style-type: none"> • No more than 16 work hours in any 24-hour period • No more than 26 work hours in any 48-hour period • No more than 72 work hours in any 7 day (168-hour) period • At least a 10-hour break between successive work periods, or an 8-hour break when a break of less than 10 hours is necessary to accommodate a crew’s scheduled transition between work schedules or shifts • A 34-hour break in any 216-hour (9-day) period
Standard:	Determines that he has not met the 10-hour break requirement.
Evaluator Note:	<p>If the candidate stops at this reason, prompt the student by asking if there is any other reason that he could not take the watch.</p> <p>If the candidate knows of another reason but cannot remember the procedure, ask the operator “How would you get this procedure?” If the candidate indicates looking in NAMS or a different acceptable way, hand the operator ODI-009.</p>
Performance:	SATISFACTORY _____ UNSATISFACTORY _____
Comments:	

Performance Step:2 Critical Y	Review ODI-009 for requirements of maintaining an active license, and determine the following: For ROs to be considered active , they shall stand operating crew watch stations requiring respective qualification for a minimum of five 12-hour shifts per calendar quarter, and no more than four months shall transpire between standing watches.
Standard:	ODI-009 requires five 12-hour shifts, based on the above conditions; he has not met the requirements of ODI-009 and cannot assume the watch as ANSOE.
Evaluator Note:	If the candidate stops at this reason, prompt the student by asking if there is any other reason that he could not take the watch. If the candidate knows of another reason but cannot remember the procedure, ask the operator “How would you get this procedure?” If the candidate indicates looking in NAMS or a different acceptable way, hand the operator AD-AA-101-1004.
Performance:	SATISFACTORY _____ UNSATISFACTORY _____
Comments:	

Terminating Cues: When the candidate has discussed the questions in the turnover the JPM is complete.

NOTE: Ensure the turnover sheet that was given to the examinee is returned to the evaluator.

Stop Time: _____



G2.1.2, Evaluate License Maintenance and Over Time Requirements REV. 1

JPM
Page 8 of 10

Examinee: _____

Evaluator: _____

☐ RO ☐ SRO ☐ STA ☐ Non-Lic ☐ SRO CERT

Date: _____

☐ LOIT RO ☐ LOIT SRO

PERFORMANCE RESULTS:

SAT:

UNSAT:

Remediation required:

YES

NO

COMMENTS/FEEDBACK: (Comments shall be made for any steps graded unsatisfactory).

EXAMINER NOTE: ENSURE ALL EXAM MATERIAL IS COLLECTED AND PROCEDURES CLEANED, AS APPROPRIATE.

EVALUATOR'S SIGNATURE: _____

NOTE: Only this page needs to be retained in examinee's record if completed satisfactorily. If unsatisfactory performance is demonstrated, the entire JPM should be retained.

TURNOVER SHEET

INITIAL CONDITIONS:

- Today's date is June 30, 2017 and the time is currently 2000.
- The plant is currently operating at 100%.
- You are a licensed Reactor Operator whose only assignment since April 1, 2017 has been to the Work Control Center.
- During the Second quarter of 2017 you stood the following watches assigned to the Control Room as the ANSOE.

April 2 0700 to 1900

April 17 0700 to 1500

April 27 1900 to 0700

April 28 1900 to 0700

June 17 0700 to 1900

- You have just finished standing a partial watch, (1100 to 1900), for John Black, (ANSOE).









INITIATING CUES (IF APPLICABLE):

- You have just received a call from the Control Room Shift Manager that some personal problems have come up for one of the on shift RO licenses. The SM requests you to come back into work tomorrow morning, Saturday, **July 1, 2017**, and complete the NSOE watch starting at 0200 and ending at 0700.
- Are you allowed to take the watch? Why or why not?

NOTE: Ensure the turnover sheet that was given to the examinee is returned to the evaluator.

To be able to use the macros, after opening Word go to: Tools/Macro/Security and set the security level at either Low or Medium, close completely out of Word and reopen Word to activate Macros. If you are concerned with macro viruses, check with your site to be assured of active virus scanning.

TOOLBAR BUTTONS for JPM Template

Toolbars Buttons	Results from pressing toolbar buttons
	Update JPM Information - Runs the macro for inputting information into the cover sheet. [Note: - The JPM Title and Number is automatically added to the top of the second page by the use of Cross Reference fields.]
	Add JPM Step - Adds a Performance Step Press Enter before inserting a Step box
	Critical Step - Toggles the Performance Step to 'Critical'. Removes all of the text to the right of the words ' Critical ' and replaces them with the text string ' Y (SEQ-) '. The cursor is placed between the '-' and the ')', to allow you to insert the sequence number for the performance step. [NOTE - You must have your cursor inside the Performance Step table you want to make into a critical step otherwise you get an error message.]
	Non-Critical Step - Toggles the Performance Step to 'Non-Critical'. Removes all of the text to the right of the words ' Critical ' and replaces them with the text string ' N (SEQ-) '. The cursor is placed between the '-' and the ')', to allow you to insert the sequence number for the performance step. [NOTE - You must have your cursor inside the Performance Step table you want to make into a non-critical step otherwise you get an error message.]
	Evaluator Note - Adds a row to the Performance Step table under the ' Standard: ' line, to allow you to enter any notes for the Evaluator.
	Remove Evaluator Note - Removes the ' Evaluator Note: ' line if it was added to the Performance Step table. [NOTE - You must have your cursor inside the Performance Step you want to remove the Evaluator Note from otherwise it removes two lines from the table above the cursor.]
	Evaluator Cue - Adds a row to the Performance Step table above the ' Performance: ' line, to allow you to enter any cues for the Evaluator.
	Remove Evaluator Cue - Removes the ' Evaluator Cue: ' line if it was added to the Performance Step table. [NOTE - You must have your cursor inside the Performance Step you want to remove the Evaluator Cue from otherwise it removes two lines from the table above the cursor.]

JOB PERFORMANCE MEASURE

JPM TITLE: Perform STP 3.0.0-01, Instrument Checks – SBLC Level, Temperature and Boron Concentration

JPM NUMBER: 2.1.18-06 **REV.** 2

TASK NUMBER(S) / TASK TITLE(S): 1.07/
Perform Surveillance Test Procedures

K/A NUMBERS: 2.1.18 **K/A VALUE:** RO 3.4/ SRO 4.1

Justification (FOR K/A VALUES <3.0): N/A

TASK APPLICABILITY:

☒ RO ☒ SRO ☐ STA ☐ Non-Lic ☒ SRO CERT ☐ OTHER: _____

APPLICABLE METHOD OF TESTING: Simulate/Walkthrough: ☐ Perform: ☒

EVALUATION LOCATION: In-Plant: ☐ Control Room: ☐

Simulator: ☐ Other: ☒

Lab: ☐

Time for Completion: 10 Minutes Time Critical: No

Alternate Path [NRC]: No

Alternate Path [INPO]: No

Developed by:	_____	_____
	Instructor/Developer	Date
Reviewed by:	_____	_____
	Instructor (Instructional Review)	Date
Validated by:	_____	_____
	SME (Technical Review)	Date
Approved by:	_____	_____
	Training Supervision	Date
Approved by:	_____	_____
	Training Program Owner	Date

JOB PERFORMANCE MEASURE VALIDATION CHECKLIST

ALL STEPS IN THIS CHECKLIST ARE TO BE PERFORMED PRIOR TO USE.

REVIEW STATEMENTS	YES	NO	N/A
1. Are all items on the signature page filled in correctly?	<input type="checkbox"/>	<input type="checkbox"/>	<input type="checkbox"/>
2. Has the JPM been reviewed and validated by SMEs?	<input type="checkbox"/>	<input type="checkbox"/>	<input type="checkbox"/>
3. Can the required conditions for the JPM be appropriately established in the simulator if required?	<input type="checkbox"/>	<input type="checkbox"/>	<input type="checkbox"/>
4. Do the performance steps accurately reflect trainee's actions in accordance with plant procedures?	<input type="checkbox"/>	<input type="checkbox"/>	<input type="checkbox"/>
5. Is the standard for each performance item specific as to what controls, indications and ranges are required to evaluate if the trainee properly performed the step?	<input type="checkbox"/>	<input type="checkbox"/>	<input type="checkbox"/>
6. Has the completion time been established based on validation data or incumbent experience?	<input type="checkbox"/>	<input type="checkbox"/>	<input type="checkbox"/>
7. If the task is time critical, is the time critical portion based upon actual task performance requirements?	<input type="checkbox"/>	<input type="checkbox"/>	<input type="checkbox"/>
8. Is the job level appropriate for the task being evaluated if required?	<input type="checkbox"/>	<input type="checkbox"/>	<input type="checkbox"/>
9. Is the K/A appropriate to the task and to the licensee level if required?	<input type="checkbox"/>	<input type="checkbox"/>	<input type="checkbox"/>
10. Is justification provided for tasks with K/A values less than 3.0?	<input type="checkbox"/>	<input type="checkbox"/>	<input type="checkbox"/>
11. Have the performance steps been identified and classified (Critical / Sequence / Time Critical) appropriately?	<input type="checkbox"/>	<input type="checkbox"/>	<input type="checkbox"/>
12. Have all special tools and equipment needed to perform the task been identified and made available to the trainee?	<input type="checkbox"/>	<input type="checkbox"/>	<input type="checkbox"/>
13. Are all references identified, current, accurate, and available to the trainee?	<input type="checkbox"/>	<input type="checkbox"/>	<input type="checkbox"/>
14. Have all required cues (as anticipated) been identified for the evaluator to assist task completion?	<input type="checkbox"/>	<input type="checkbox"/>	<input type="checkbox"/>
15. Are all critical steps supported by procedural guidance? (e.g., if licensing, EP or other groups were needed to determine correct actions, then the answer should be NO.)	<input type="checkbox"/>	<input type="checkbox"/>	<input type="checkbox"/>
16. If the JPM is to be administered to an LOIT student, has the required knowledge been taught to the individual prior to administering the JPM? TPE does not have to be completed, but the JPM evaluation may not be valid if they have not been taught the required knowledge.	<input type="checkbox"/>	<input type="checkbox"/>	<input type="checkbox"/>

All questions/statements must be answered "YES" or "N/A" or the JPM is not valid for use. If all questions/statements are answered "YES" or "N/A," then the JPM is considered valid and can be performed as written. The individual(s) performing the initial validation shall sign and date the cover sheet.

Protected Content: (CAPRs, corrective actions, licensing commitments, etc. associated with this material)

{C001}

[illegible]

SIMULATOR SET-UP: *(Only required for simulator JPMs)*

SIMULATOR SETUP INSTRUCTIONS: None

SIMULATOR MALFUNCTIONS: None

SIMULATOR OVERRIDES: None

SIMULATOR REMOTE FUNCTIONS: None

SETUP INSTRUCTIONS: In STP 3.0.0-01, Instrument Checks, Section SBLC Level, Temperature and Boron Concentration document the following:

- Boron Concentration: 12.9%
- Specific Gravity: 0.901
- LI2600B: 74"
- TIC2602 (Tank Temp.): 82F
- TI2619 (Pipe Temp.): 85F

Required Materials:

- STP 3.0.0-01, Section and Attachments Regarding SBLC Level, Temperature and Boron Concentration, Current Revision
- Calculator

General References:

- STP 3.0.0-01, Rev. 158

Task Standards:

- Determines and documents the Effective Tank Level in gallons.
- Plots SBLC Effective Tank Level vs. Boron Conc on Attachment 6.
- Plots SBLC Tank Temp and Pipe Temp vs. Boron Concentration on Attachment 7.

I will explain the initial conditions, which step(s) to simulate or discuss, and provide initiating cues. When you complete the task successfully, the objective for this job performance measure will be satisfied.

DURING THE JPM, ENSURE PROPER SAFETY PRECAUTIONS, FME, AND/OR RADIOLOGICAL CONCERNS AS APPLICABLE ARE FOLLOWED.

INITIAL CONDITIONS:

- Plant is operating at 100% power.
- STP 3.0.0-01, Instrument Checks is being performed.

INITIATING CUES (IF APPLICABLE):

- You are directed to complete the SBLC Level, Temperature, and Boron Concentration section of STP 3.0.0-01, Instrument Checks.

NOTE: Ensure the turnover sheet that was given to the examinee is returned to the evaluator.

JPM PERFORMANCE INFORMATION

Start Time: _____

NOTE: When providing “Evaluator Cues” to the examinee, care must be exercised to avoid prompting the examinee. Typically cues are only provided when the examinee’s actions warrant receiving the information (i.e., the examinee looks or asks for the indication).

NOTE: Critical steps are marked with a “Y” below the performance step number. Failure to meet the standard for any critical step shall result in failure of this JPM.

Performance Step: 1 Critical Y (SEQ-)	Determines and documents the Effective Tank Level in gallons.
Standard:	Determines and documents the Effective Tank Level in gallons.
Evaluator Note:	The operator will substitute the values obtained for the unknowns in the equation to determine Effective Tank Level in gallons: $39.64 [(LI2600B \text{ reading} \times k) - 3.18]$ $39.64 [(74'' \times .901) - 3.18]$
Evaluator Cue:	The operator should determine the value of Effective Tank Level in gallons is 2516.9 or 2517.
Performance:	SATISFACTORY _____ UNSATISFACTORY _____
Comments:	_____

Performance Step: 2 Critical <u>Y</u> (SEQ-)	Plots SBLC Effective Tank Level vs. Boron Conc on Attachment 6.
Standard:	Plots SBLC Effective Tank Level vs. Boron Conc on Attachment 6. Determines that the plot is outside of the acceptable area and reports this to the CRS. The operator initials the column.
Evaluator Note:	The candidate may not inform the CRS of the plot being outside of the acceptable area until the SBLC Level, Temperature and Boron Concentration section is completed.
Evaluator Cue:	When informed that the plot is outside of the acceptable area, acknowledge the information.
Performance:	SATISFACTORY _____ UNSATISFACTORY _____
Comments:	_____

Performance Step: 3 Critical <u>Y</u> (SEQ-)	Plots SBLC Tank Temp and Pipe Temp vs. Boron Concentration on Attachment 7.
Standard:	Plots SBLC Tank Temp and Pipe Temp vs. Boron Concentration on Attachment 7. Determines that the plot is in the acceptable area. The operator initials the column.
Performance:	SATISFACTORY _____ UNSATISFACTORY _____
Comments:	_____

Terminating Cues: **When the operator informs the evaluator that the SBLC Level, Temperature and Boron Concentration section of STP 3.0.0-01, Instrument Checks is complete, with the exception of “Verification of the BLUE light on for the SBLC Heat Trace Temp Controller”.**

NOTE: Ensure the turnover sheet that was given to the examinee is returned to the evaluator.

Stop Time: _____



Examinee: _____

Evaluator: _____

☐ RO ☐ SRO ☐ STA ☐ Non-Lic ☐ SRO CERT

Date: _____

☐ LOIT RO ☐ LOIT SRO

PERFORMANCE RESULTS:

SAT:

UNSAT:

Remediation required:

YES

NO

COMMENTS/FEEDBACK: (Comments shall be made for any steps graded unsatisfactory).

EXAMINER NOTE: ENSURE ALL EXAM MATERIAL IS COLLECTED AND PROCEDURES
CLEANED, AS APPROPRIATE.

EVALUATOR'S SIGNATURE: _____

*NOTE: Only this page needs to be retained in examinee's record if completed satisfactorily. If
unsatisfactory performance is demonstrated, the entire JPM should be retained.*

TURNOVER SHEET

INITIAL CONDITIONS:

- Plant is operating at 100% power.
- STP 3.0.0-01, Instrument Checks is being performed.









INITIATING CUES (IF APPLICABLE):

- You are directed to complete the SBLC Level, Temperature, and Boron Concentration section of STP 3.0.0-01, Instrument Checks.

NOTE: Ensure the turnover sheet that was given to the examinee is returned to the evaluator.

To be able to use the macros, after opening Word go to: Tools/Macro/Security and set the security level at either Low or Medium, close completely out of Word and reopen Word to activate Macros. If you are concerned with macro viruses, check with your site to be assured of active virus scanning.

TOOLBAR BUTTONS for JPM Template

Toolbars Buttons	Results from pressing toolbar buttons
	Update JPM Information - Runs the macro for inputting information into the cover sheet. [Note: - The JPM Title and Number is automatically added to the top of the second page by the use of Cross Reference fields.]
	Add JPM Step - Adds a Performance Step Press Enter before inserting a Step box
	Critical Step - Toggles the Performance Step to 'Critical'. Removes all of the text to the right of the words ' Critical ' and replaces them with the text string ' Y (SEQ-) '. The cursor is placed between the '-' and the ')', to allow you to insert the sequence number for the performance step. [NOTE - You must have your cursor inside the Performance Step table you want to make into a critical step otherwise you get an error message.]
	Non-Critical Step - Toggles the Performance Step to 'Non-Critical'. Removes all of the text to the right of the words ' Critical ' and replaces them with the text string ' N (SEQ-) '. The cursor is placed between the '-' and the ')', to allow you to insert the sequence number for the performance step. [NOTE - You must have your cursor inside the Performance Step table you want to make into a non-critical step otherwise you get an error message.]
	Evaluator Note - Adds a row to the Performance Step table under the ' Standard: ' line, to allow you to enter any notes for the Evaluator.
	Remove Evaluator Note - Removes the ' Evaluator Note: ' line if it was added to the Performance Step table. [NOTE - You must have your cursor inside the Performance Step you want to remove the Evaluator Note from otherwise it removes two lines from the table above the cursor.]
	Evaluator Cue - Adds a row to the Performance Step table above the ' Performance: ' line, to allow you to enter any cues for the Evaluator.
	Remove Evaluator Cue - Removes the ' Evaluator Cue: ' line if it was added to the Performance Step table. [NOTE - You must have your cursor inside the Performance Step you want to remove the Evaluator Cue from otherwise it removes two lines from the table above the cursor.]

JOB PERFORMANCE MEASURE

JPM TITLE: Perform STP 3.8.1-01, OFFSITE POWER SOURCES. DETERMINE THAT SWITCHYARD MAINTENANCE CAN BE PERFORMED.

JPM NUMBER: 2.2.12-06 **REV.** 0

TASK NUMBER(S) / TASK TITLE(S): 1.07 (Reactor Operator)

K/A NUMBERS: Generic, 2.2.12 **K/A VALUE:** 3.7 / 4.1

Justification (FOR K/A VALUES <3.0):

TASK APPLICABILITY:

☒ RO ☒ SRO ☐ STA ☐ Non-Lic ☒ SRO CERT ☐ OTHER: _____

APPLICABLE METHOD OF TESTING: Simulate/Walkthrough: ☐ Perform: ☒

EVALUATION LOCATION: In-Plant: ☐ Control Room: ☐

Simulator: ☒ Other: ☒

Lab: ☐

Time for Completion: 15 Minutes Time Critical: NO

Alternate Path [NRC]: NO

Alternate Path [INPO]: NO

Developed by: _____
Instructor/Developer Date

Reviewed by: _____
Instructor (Instructional Review) Date

Validated by: _____
SME (Technical Review) Date

Approved by: _____
Training Supervision Date

Approved by: _____
Training Program Owner Date



**2.2.12-06, Perform STP 3.8.1-01, OFFSITE POWER SOURCES.
DETERMINE THAT SWITCHYARD MAINTENANCE CAN BE
PERFORMED. Rev. 0**

JPM
Page 2 of 13

JOB PERFORMANCE MEASURE VALIDATION CHECKLIST

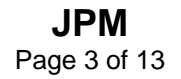
ALL STEPS IN THIS CHECKLIST ARE TO BE PERFORMED PRIOR TO USE.

REVIEW STATEMENTS	YES	NO	N/A
1. Are all items on the signature page filled in correctly?	<input type="checkbox"/>	<input type="checkbox"/>	<input type="checkbox"/>
2. Has the JPM been reviewed and validated by SMEs?	<input type="checkbox"/>	<input type="checkbox"/>	<input type="checkbox"/>
3. Can the required conditions for the JPM be appropriately established in the simulator if required?	<input type="checkbox"/>	<input type="checkbox"/>	<input type="checkbox"/>
4. Do the performance steps accurately reflect trainee's actions in accordance with plant procedures?	<input type="checkbox"/>	<input type="checkbox"/>	<input type="checkbox"/>
5. Is the standard for each performance item specific as to what controls, indications and ranges are required to evaluate if the trainee properly performed the step?	<input type="checkbox"/>	<input type="checkbox"/>	<input type="checkbox"/>
6. Has the completion time been established based on validation data or incumbent experience?	<input type="checkbox"/>	<input type="checkbox"/>	<input type="checkbox"/>
7. If the task is time critical, is the time critical portion based upon actual task performance requirements?	<input type="checkbox"/>	<input type="checkbox"/>	<input type="checkbox"/>
8. Is the job level appropriate for the task being evaluated if required?	<input type="checkbox"/>	<input type="checkbox"/>	<input type="checkbox"/>
9. Is the K/A appropriate to the task and to the licensee level if required?	<input type="checkbox"/>	<input type="checkbox"/>	<input type="checkbox"/>
10. Is justification provided for tasks with K/A values less than 3.0?	<input type="checkbox"/>	<input type="checkbox"/>	<input type="checkbox"/>
11. Have the performance steps been identified and classified (Critical / Sequence / Time Critical) appropriately?	<input type="checkbox"/>	<input type="checkbox"/>	<input type="checkbox"/>
12. Have all special tools and equipment needed to perform the task been identified and made available to the trainee?	<input type="checkbox"/>	<input type="checkbox"/>	<input type="checkbox"/>
13. Are all references identified, current, accurate, and available to the trainee?	<input type="checkbox"/>	<input type="checkbox"/>	<input type="checkbox"/>
14. Have all required cues (as anticipated) been identified for the evaluator to assist task completion?	<input type="checkbox"/>	<input type="checkbox"/>	<input type="checkbox"/>
15. Are all critical steps supported by procedural guidance? (e.g., if licensing, EP or other groups were needed to determine correct actions, then the answer should be NO.)	<input type="checkbox"/>	<input type="checkbox"/>	<input type="checkbox"/>
16. If the JPM is to be administered to an LOIT student, has the required knowledge been taught to the individual prior to administering the JPM? TPE does not have to be completed, but the JPM evaluation may not be valid if they have not been taught the required knowledge.	<input type="checkbox"/>	<input type="checkbox"/>	<input type="checkbox"/>

All questions/statements must be answered "YES" or "N/A" or the JPM is not valid for use. If all questions/statements are answered "YES" or "N/A," then the JPM is considered valid and can be performed as written. The individual(s) performing the initial validation shall sign and date the cover sheet.

Protected Content: (CAPRs, corrective actions, licensing commitments, etc. associated with this material)

{C001}

[illegible]

JPM SETUP INSTRUCTIONS:

1. Insert Simulator Overrides listed below
2. Place a "Maintenance In Progress" tag on the handswitch for the "J" breaker
3. **NOTE:** This JPM can be run either in the simulator using the 1C08 panel set up in normal full power lineup with the "J" Breaker de-energized, or in a classroom using the attached panel pictures
4. Mark up a copy of STP 3.8.1-01 as follows:
 - General
 - In the **point-of-use** section, put the DATE as today, the TIME as NOW, in the printer ID, put TC-R1, and initial.
 - Mark TODAY in all pages in the Performance Date blanks.
 - Initial all notes and cautions in the body of the procedure.
 - Prerequisites
 - Initial steps 6.1 and 6.2.
 - X the 7.1 section

SIMULATOR MALFUNCTIONS: NONE

SIMULATOR OVERRIDES:

TIME	OVERRIDE ID	OVERRIDE DESCRIPTION	ET	DELAY	INITIAL	FINAL
Setup	DO-ED-193	OCB5550(1) STARTUP XFMR "J" BREAKER OPEN (GREEN)			ON	OFF
Setup	DO-ED-194	OCB5550(2) STARTUP XFMR "J" BREAKER OPEN (RED)			ON	OFF

SIMULATOR REMOTE FUNCTIONS: NONE

Required Materials:

1. Pictures of 1C08 if not performing in the Simulator
2. Three colored pens (Red, Blue, and Green, preferably), for the filling out of a new offsite circuit power map.
3. A copy of STP 3.8.1-01 marked per the Setup Instructions.
4. Straight edge ruler
5. OI 304.1A22 Simplified Substation Drawing

General References:

STP 3.8.1-01, Rev. 5

Task Standards:

- Determine that Maintenance can be performed by ITC as requested
- Completed map of STP 3.8.1-01 proving that maintenance can be performed.

I will explain the initial conditions, which step(s) to simulate or discuss, and provide initiating cues. When you complete the task successfully, the objective for this job performance measure will be satisfied.

DURING THE JPM, ENSURE PROPER SAFETY PRECAUTIONS, FME, AND/OR RADIOLOGICAL CONCERNS AS APPLICABLE ARE FOLLOWED.

INITIAL CONDITIONS:

- The plant is running at 100% electrical output. The only inoperable piece of equipment is the “J” Breaker (5550). It was tagged out for maintenance.
- ITC is requesting to perform maintenance on two breakers:
 - CB-3110 “B” Breaker

AND

- CB-5950 “AB” Breaker
- ITC will be performing maintenance on the “B” and “AB” Breakers at the same time.

INITIATING CUES (IF APPLICABLE):

- The CRS has directed you to perform STP 3.8.1-01, Offsite Power Sources to determine if DAEC can support ITC’s request.

NOTE: Ensure the turnover sheet that was given to the examinee is returned to the evaluator.

AND

Provide candidate with:

- **Pictures of 1C08**
- **Pre-marked copy of STP 3.8.1-01**
- **Three colored pens**
- **Straight edge**
- **OI 304.1A22 Simplified Substation Drawing (Only if requested)**

JPM PERFORMANCE INFORMATION

Start Time: _____

NOTE: When providing “Evaluator Cues” to the examinee, care must be exercised to avoid prompting the examinee. Typically cues are only provided when the examinee’s actions warrant receiving the information (i.e., the examinee looks or asks for the indication).

NOTE: Critical steps are marked with a “Y” below the performance step number. Failure to meet the standard for any critical step shall result in failure of this JPM.

Performance Step:1 Critical Y	The candidate will completed STP 3.8.1-01
Standard:	The only portion of the STP that is critical is the completion of Attachment 1 marked up to indicate that two independent sources are still available.
Evaluator Cue:	To be considered SAT the filled out Attachment 1 should look like the one attached to this JPM
Performance:	SATISFACTORY _____ UNSATISFACTORY _____
Comments:	

Performance Step:2 Critical Y	Candidate will determine if DAEC can support the requested maintenance.
Standard:	Candidate will indicate that DAEC can support the requested maintenance.
Evaluator Note:	Some of the breakers on the Attachment are not on 1C08 and are listed below.
Evaluator Cue:	<p>If the candidate wants to know the position of any of these breakers, role play as the CRS and depending on which breakers are requested, indicate the following:</p> <p>ITC has been contacted and:</p> <ul style="list-style-type: none"> • SW 8090 "A" (L2 (Fairfax)) and/or • SW 7510 "C" (L3 (Dysart)) <p>are closed and voltages are satisfactory</p>
Performance:	SATISFACTORY _____ UNSATISFACTORY _____
Comments:	

Terminating Cues: When the RO indicates that DAEC can either support or can't support the maintenance and hands it back STP 3.8.1-01 to the CRS, the JPM is over.

NOTE: Ensure the turnover sheet that was given to the examinee is returned to the evaluator.

Stop Time: _____



2.2.12-06, Perform STP 3.8.1-01, OFFSITE POWER SOURCES.
DETERMINE THAT SWITCHYARD MAINTENANCE CAN BE
PERFORMED. Rev. 0

Examinee: _____ Evaluator: _____

☐ RO ☐ SRO ☐ STA ☐ Non-Lic ☐ SRO CERT Date: _____

☐ LOIT RO ☐ LOIT SRO

PERFORMANCE RESULTS: SAT: UNSAT:

Remediation required: YES NO

COMMENTS/FEEDBACK: (Comments shall be made for any steps graded unsatisfactory).

EXAMINER NOTE: ENSURE ALL EXAM MATERIAL IS COLLECTED AND PROCEDURES
CLEANED, AS APPROPRIATE.

EVALUATOR’S SIGNATURE: _____

NOTE: Only this page needs to be retained in examinee’s record if completed satisfactorily. If
unsatisfactory performance is demonstrated, the entire JPM should be retained.

TURNOVER SHEET

INITIAL CONDITIONS:

- The plant is running at 100% electrical output. The only inoperable piece of equipment is the “J” Breaker (5550). It was tagged out for maintenance.
- ITC is requesting to perform maintenance on two breakers:
 - CB-3110 “B” Breaker


AND


- CB-5950 “AB” Breaker
- ITC will be performing maintenance on the “B” and “AB” Breakers at the same time.

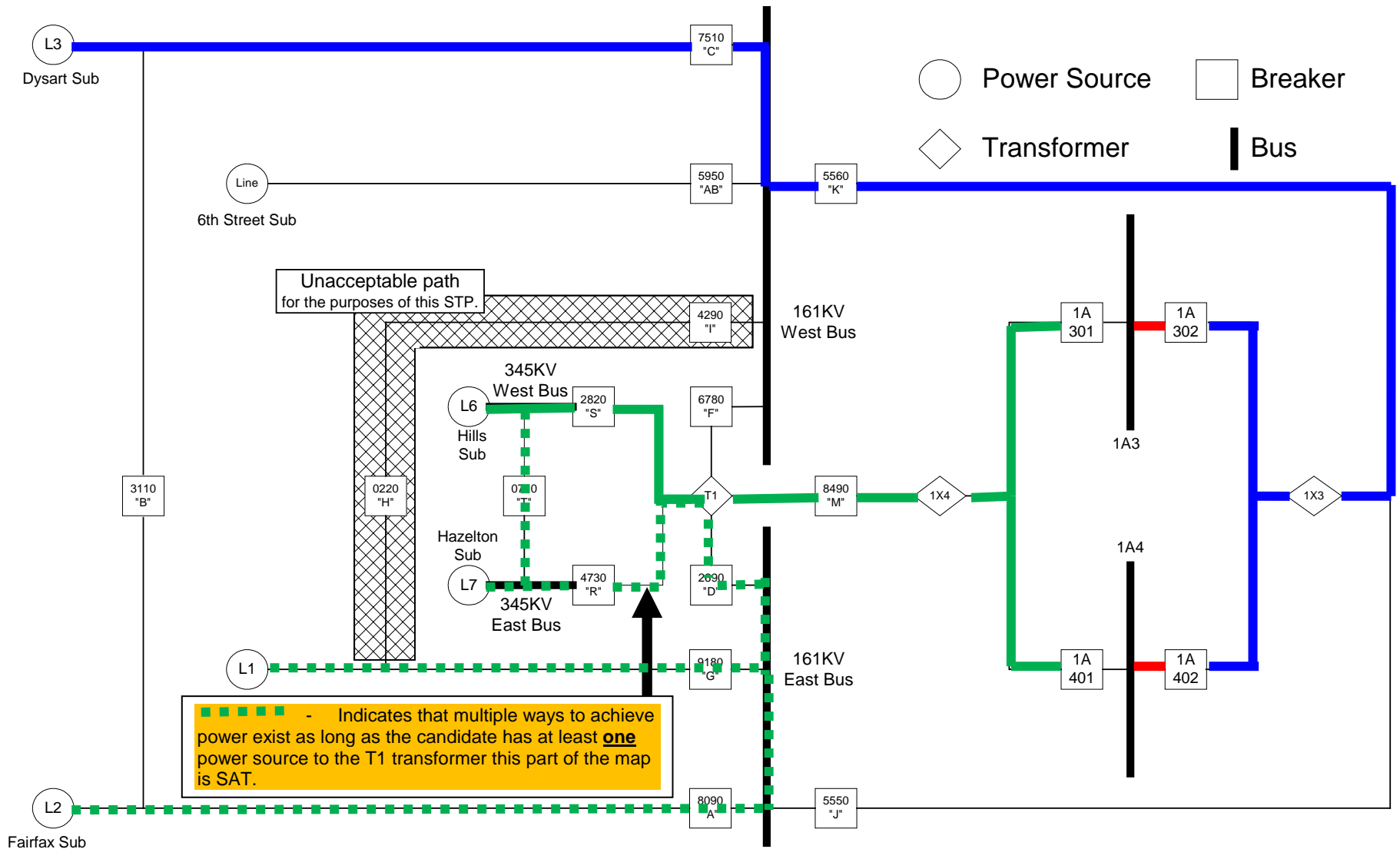
INITIATING CUES (IF APPLICABLE):

- The CRS has directed you to perform STP 3.8.1-01, Offsite Power Sources to determine if DAEC can support ITC’s request.

NOTE: Ensure the turnover sheet that was given to the examinee is returned to the evaluator.









2.3.12-03, Determine Personnel Availability to Perform Rad Area Task,
Rev. 0

JPM
Page 1 of 9

JPM TITLE: DETERMINE PERSONNEL AVAILABILITY TO PERFORM RAD AREA TASK

JPM NUMBER: 2.3.12-03 **REV. 0**

TASK NUMBER(S) / TASK TITLE(S): 96.05
CONDUCT PLANT OPERATIONS IN ACCORDANCE WITH ADMINISTRATIVE PROCEDURES

K/A NUMBERS: GENERIC 2.3.12 **K/A VALUE:** 3.2/3.7

Justification (FOR K/A VALUES <3.0):

TASK APPLICABILITY:

☒ RO ☒ SRO ☐ STA ☐ Non-Lic ☒ SRO CERT ☐ OTHER: _____

APPLICABLE METHOD OF TESTING: Simulate/Walkthrough: ☐ Perform: ☒

EVALUATION LOCATION: In-Plant: ☐ Control Room: ☐

Simulator: ☐ Other: ☒

Lab: ☐

Time for Completion: 10 Minutes Time Critical: NO

Alternate Path [NRC]: NO

Alternate Path [INPO]: NO

Developed by: _____
Instructor/Developer Date

Reviewed by: _____
Instructor (Instructional Review) Date

Validated by: _____
SME (Technical Review) Date

Approved by: _____
Training Supervision Date

Approved by: _____
Training Program Owner Date

JOB PERFORMANCE MEASURE VALIDATION CHECKLIST

ALL STEPS IN THIS CHECKLIST ARE TO BE PERFORMED PRIOR TO USE.

REVIEW STATEMENTS	YES	NO	N/A
1. Are all items on the signature page filled in correctly?	<input type="checkbox"/>	<input type="checkbox"/>	<input type="checkbox"/>
2. Has the JPM been reviewed and validated by SMEs?	<input type="checkbox"/>	<input type="checkbox"/>	<input type="checkbox"/>
3. Can the required conditions for the JPM be appropriately established in the simulator if required?	<input type="checkbox"/>	<input type="checkbox"/>	<input type="checkbox"/>
4. Do the performance steps accurately reflect trainee's actions in accordance with plant procedures?	<input type="checkbox"/>	<input type="checkbox"/>	<input type="checkbox"/>
5. Is the standard for each performance item specific as to what controls, indications and ranges are required to evaluate if the trainee properly performed the step?	<input type="checkbox"/>	<input type="checkbox"/>	<input type="checkbox"/>
6. Has the completion time been established based on validation data or incumbent experience?	<input type="checkbox"/>	<input type="checkbox"/>	<input type="checkbox"/>
7. If the task is time critical, is the time critical portion based upon actual task performance requirements?	<input type="checkbox"/>	<input type="checkbox"/>	<input type="checkbox"/>
8. Is the job level appropriate for the task being evaluated if required?	<input type="checkbox"/>	<input type="checkbox"/>	<input type="checkbox"/>
9. Is the K/A appropriate to the task and to the licensee level if required?	<input type="checkbox"/>	<input type="checkbox"/>	<input type="checkbox"/>
10. Is justification provided for tasks with K/A values less than 3.0?	<input type="checkbox"/>	<input type="checkbox"/>	<input type="checkbox"/>
11. Have the performance steps been identified and classified (Critical / Sequence / Time Critical) appropriately?	<input type="checkbox"/>	<input type="checkbox"/>	<input type="checkbox"/>
12. Have all special tools and equipment needed to perform the task been identified and made available to the trainee?	<input type="checkbox"/>	<input type="checkbox"/>	<input type="checkbox"/>
13. Are all references identified, current, accurate, and available to the trainee?	<input type="checkbox"/>	<input type="checkbox"/>	<input type="checkbox"/>
14. Have all required cues (as anticipated) been identified for the evaluator to assist task completion?	<input type="checkbox"/>	<input type="checkbox"/>	<input type="checkbox"/>
15. Are all critical steps supported by procedural guidance? (e.g., if licensing, EP or other groups were needed to determine correct actions, then the answer should be NO.)	<input type="checkbox"/>	<input type="checkbox"/>	<input type="checkbox"/>
16. If the JPM is to be administered to an LOIT student, has the required knowledge been taught to the individual prior to administering the JPM? TPE does not have to be completed, but the JPM evaluation may not be valid if they have not been taught the required knowledge.	<input type="checkbox"/>	<input type="checkbox"/>	<input type="checkbox"/>

All questions/statements must be answered "YES" or "N/A" or the JPM is not valid for use. If all questions/statements are answered "YES" or "N/A," then the JPM is considered valid and can be performed as written. The individual(s) performing the initial validation shall sign and date the cover sheet.

Protected Content: (CAPRs, corrective actions, licensing commitments, etc. associated with this material)

{C001}

SIMULATOR SET-UP: *(Only required for simulator JPMs)*

SIMULATOR SETUP INSTRUCTIONS:

SIMULATOR MALFUNCTIONS: None

SIMULATOR OVERRIDES: None

SIMULATOR REMOTE FUNCTIONS: None

Required Materials:

- Calculator
- Candidate may refer to ACP 1411.17, OCCUPATIONAL DOSE LIMITS AND UPGRADES (Level of Usage is "Information Use"). If he states he would refer to the ACP, provide him with a copy.

General References:

- ACP 1411.17, OCCUPATIONAL DOSE LIMITS AND UPGRADES, Revision 24

Task Standards:

- Calculate actual exposure
- Determines Operator "A" **CANNOT** perform the task without exceeding DAEC limits and that Plant General Manager permission is required.
- Determines Operator "B" **CANNOT** perform the task without exceeding DAEC limits and that Site Vice President permission is required.

I will explain the initial conditions, which step(s) to simulate or discuss, and provide initiating cues. When you complete the task successfully, the objective for this job performance measure will be satisfied.

DURING THE JPM, ENSURE PROPER SAFETY PRECAUTIONS, FME, AND/OR RADIOLOGICAL CONCERNS AS APPLICABLE ARE FOLLOWED.

INITIAL CONDITIONS:

- Entry to the reactor building is required to manually close MO-2701, RWCU SUCTION OUTBOARD ISOLATION
 - This valve failed to isolate remotely due to a steam leak from a cracked weld in RWCU
- Plant Management has decided that the following operators are required to perform the work and will make the required area entry
- Estimated time to complete the task will be approximately 24 minutes
- Radiation levels at the valve are as high as 3000 mR/hr
- **ONLY** two (2) individuals are available to perform the task:
 - A. Operator "A" is a Licensed Reactor Operator who has received a dose of 1500 mR this year (TLD #1, Employee # - 00001, SSN: 111-11-1111)
 - B. Operator "B" is a Licensed Reactor Operator who has received a dose of 1900 mR this year (TLD #2, Employee # - 00002, SSN: 222-22-2222)

INITIATING CUES (IF APPLICABLE):

- The Control Room Supervisor has directed you to determine, using the maximum dose rate expected, what is the expected radiation exposure for the maintenance.

-AND-

- What, if any, special permissions are required to perform the above stated maintenance IAW ACP 1411.17, OCCUPATIONAL DOSE LIMITS AND UPGRADES?

NOTE: Ensure the turnover sheet that was given to the examinee is returned to the evaluator.

JPM PERFORMANCE INFORMATION

Start Time: _____

NOTE: When providing “Evaluator Cues” to the examinee, care must be exercised to avoid prompting the examinee. Typically cues are only provided when the examinee’s actions warrant receiving the information (i.e., the examinee looks or asks for the indication).

NOTE: Critical steps are marked with a “Y” below the performance step number. Failure to meet the standard for any critical step shall result in failure of this JPM.

Performance Step: 1 Critical <u>Y</u> ACP 1411.17	Using turnover data, calculate the expected exposure for the task.
Standard:	For each operator – Calculates that a 24 minute exposure in a 3000 mR/hr field will cause a dose of 1200 mR.
Evaluator Note:	Student may use paper or a calculator to calculate exposure: a. 24 minutes = 0.4 hours b. 0.4 hrs X 3000 mR/hr = 1200 mR for each operator
Performance:	SATISFACTORY _____ UNSATISFACTORY _____
Comments:	_____

Performance Step: 2 Critical <u>Y</u> ACP 1411.17. Section 3.2	Determine the requirement for each operator to close MO-2701 in regards to permission to exceed administrative limits.
Standard:	Determines Operator "A" is NOT available to close MO-2701 without exceeding DAEC Administrative Limits: <ul style="list-style-type: none"> Operator "A" has previously received 1500 mR therefore, 1200 mR would cause him/her to exceed the 2000 mR administrative limit and would require the permission of the Plant General Manager to exceed.
Performance:	SATISFACTORY _____ UNSATISFACTORY _____
Comments:	_____

Performance Step: 3 Critical <u>Y</u> ACP 1411.17. Section 3.2	Determine the requirement for each operator to close MO-2701 in regards to permission to exceed administrative limits.
Standard:	Determines Operator "B" is NOT available to close MO-2701 without exceeding DAEC Administrative Limits: <ul style="list-style-type: none"> Operator "B" has previously received 1900 mR therefore, 1200 mR would cause him/her to exceed the 3000 mR administrative limit and would require the permission of the Site Vice President to exceed.
Performance:	SATISFACTORY _____ UNSATISFACTORY _____
Comments:	_____

Terminating Cues: When the candidate has stated the expected dose for the task and states whose, if any, permission is required for each operator to perform the maintenance, the JPM is complete.

NOTE: Ensure the turnover sheet that was given to the examinee is returned to the evaluator.

Stop Time: _____



Examinee: _____

Evaluator: _____

☐ RO ☐ SRO ☐ STA ☐ Non-Lic ☐ SRO CERT

Date: _____

☐ LOIT RO ☐ LOIT SRO

PERFORMANCE RESULTS:

SAT:

UNSAT:

Remediation required:

YES

NO

COMMENTS/FEEDBACK: (Comments shall be made for any steps graded unsatisfactory).

**EXAMINER NOTE: ENSURE ALL EXAM MATERIAL IS COLLECTED AND PROCEDURES
CLEANED, AS APPROPRIATE.**

EVALUATOR'S SIGNATURE: _____

*NOTE: Only this page needs to be retained in examinee's record if completed satisfactorily. If
unsatisfactory performance is demonstrated, the entire JPM should be retained.*

TURNOVER SHEET

INITIAL CONDITIONS:

- Entry to the reactor building is required to manually close MO-2701, RWCU SUCTION OUTBOARD ISOLATION
 - This valve failed to isolate remotely due to a steam leak from a cracked weld in RWCU
- Plant Management has decided that the following operators are required to perform the work and will make the required area entry
- Estimated time to complete the task will be approximately 24 minutes
- Radiation levels at the valve are as high as 3000 mR/hr
- **ONLY** two (2) individuals are available to perform the task:
 - C. Operator "A" is a Licensed Reactor Operator who has received a dose of 1500 mR this year (TLD #1, Employee # - 00001, SSN: 111-11-1111)
 - D. Operator "B" is a Licensed Reactor Operator who has received a dose of 1900 mR this year (TLD #2, Employee # - 00002, SSN: 222-22-2222)

INITIATING CUES (IF APPLICABLE):

- The Control Room Supervisor has directed you to determine, using the maximum dose rate expected, what is the expected radiation exposure for the maintenance.

-AND-

- What, if any, special permissions are required to perform the above stated maintenance IAW ACP 1411.17, OCCUPATIONAL DOSE LIMITS AND UPGRADES?

NOTE: Ensure the turnover sheet that was given to the examinee is returned to the evaluator.

JOB PERFORMANCE MEASURE

JPM TITLE: Determine Risk and the Resultant Protected Systems

JPM NUMBER: 2.1.2-05 **REV.** 1

TASK NUMBER(S) / TASK TITLE(S): SRO 1.11 Ensure the Conduct of Plant Operations and Maintenance are in Compliance with Administrative Procedures.

K/A NUMBERS: Generic 2.1.2 **K/A VALUE:** 4.4

Justification (FOR K/A VALUES <3.0):

TASK APPLICABILITY:

☐ RO ☒ SRO ☒ STA ☐ Non-Lic ☒ SRO CERT ☐ OTHER: _____

APPLICABLE METHOD OF TESTING: Simulate/Walkthrough: ☐ Perform: ☒

EVALUATION LOCATION: In-Plant: ☐ Control Room: ☐
Simulator: ☒ Other: ☐
Lab: ☐

Time for Completion: 15 Minutes Time Critical: NO

Alternate Path [NRC]: NO

Alternate Path [INPO]: NO

Developed by:	_____	_____
	Instructor/Developer	Date
Reviewed by:	_____	_____
	Instructor (Instructional Review)	Date
Validated by:	_____	_____
	SME (Technical Review)	Date
Approved by:	_____	_____
	Training Supervision	Date
Approved by:	_____	_____
	Training Program Owner	Date

JOB PERFORMANCE MEASURE VALIDATION CHECKLIST

ALL STEPS IN THIS CHECKLIST ARE TO BE PERFORMED PRIOR TO USE.

REVIEW STATEMENTS	YES	NO	N/A
1. Are all items on the signature page filled in correctly?	<input type="checkbox"/>	<input type="checkbox"/>	<input type="checkbox"/>
2. Has the JPM been reviewed and validated by SMEs?	<input type="checkbox"/>	<input type="checkbox"/>	<input type="checkbox"/>
3. Can the required conditions for the JPM be appropriately established in the simulator if required?	<input type="checkbox"/>	<input type="checkbox"/>	<input type="checkbox"/>
4. Do the performance steps accurately reflect trainee's actions in accordance with plant procedures?	<input type="checkbox"/>	<input type="checkbox"/>	<input type="checkbox"/>
5. Is the standard for each performance item specific as to what controls, indications and ranges are required to evaluate if the trainee properly performed the step?	<input type="checkbox"/>	<input type="checkbox"/>	<input type="checkbox"/>
6. Has the completion time been established based on validation data or incumbent experience?	<input type="checkbox"/>	<input type="checkbox"/>	<input type="checkbox"/>
7. If the task is time critical, is the time critical portion based upon actual task performance requirements?	<input type="checkbox"/>	<input type="checkbox"/>	<input type="checkbox"/>
8. Is the job level appropriate for the task being evaluated if required?	<input type="checkbox"/>	<input type="checkbox"/>	<input type="checkbox"/>
9. Is the K/A appropriate to the task and to the licensee level if required?	<input type="checkbox"/>	<input type="checkbox"/>	<input type="checkbox"/>
10. Is justification provided for tasks with K/A values less than 3.0?	<input type="checkbox"/>	<input type="checkbox"/>	<input type="checkbox"/>
11. Have the performance steps been identified and classified (Critical / Sequence / Time Critical) appropriately?	<input type="checkbox"/>	<input type="checkbox"/>	<input type="checkbox"/>
12. Have all special tools and equipment needed to perform the task been identified and made available to the trainee?	<input type="checkbox"/>	<input type="checkbox"/>	<input type="checkbox"/>
13. Are all references identified, current, accurate, and available to the trainee?	<input type="checkbox"/>	<input type="checkbox"/>	<input type="checkbox"/>
14. Have all required cues (as anticipated) been identified for the evaluator to assist task completion?	<input type="checkbox"/>	<input type="checkbox"/>	<input type="checkbox"/>
15. Are all critical steps supported by procedural guidance? (e.g., if licensing, EP or other groups were needed to determine correct actions, then the answer should be NO.)	<input type="checkbox"/>	<input type="checkbox"/>	<input type="checkbox"/>
16. If the JPM is to be administered to an LOIT student, has the required knowledge been taught to the individual prior to administering the JPM? TPE does not have to be completed, but the JPM evaluation may not be valid if they have not been taught the required knowledge.	<input type="checkbox"/>	<input type="checkbox"/>	<input type="checkbox"/>

All questions/statements must be answered "YES" or "N/A" or the JPM is not valid for use. If all questions/statements are answered "YES" or "N/A," then the JPM is considered valid and can be performed as written. The individual(s) performing the initial validation shall sign and date the cover sheet.

Protected Content: (CAPRs, corrective actions, licensing commitments, etc. associated with this material)

{C001}

[illegible]

SIMULATOR SET-UP: *(Only required for simulator JPMs)*

SIMULATOR SETUP INSTRUCTIONS:

1. Ensure the OSM office computer is logged in.
2. Ensure EOOS is operational.
3. Ensure all systems/components on EOOS are available.
4. Ensure NAMS software is operational.

SIMULATOR MALFUNCTIONS:NONE

SIMULATOR OVERRIDES:NONE

SIMULATOR REMOTE FUNCTIONS: NONE

Required Materials:

1. Computer with EOOS and NAMS.
2. OP-AA-102-1003, Guarded Equipment, Rev 20.

General References:

1. OP-AA-102-1003, Guarded Equipment, Revision 20.
2. OI 150, RCIC Rev 85
3. Technical Specifications

Task Standards:

1. Candidate toggles 1D120 and XR1 LLRPSF Transformer to unavailable and runs EOOS
2. Determines the recommended protected systems in accordance with OP-AA-102-1003.
 - 1D12
 - 1D22
 - XR2
 - 1VAC015B

I will explain the initial conditions, which step(s) to simulate or discuss, and provide initiating cues. When you complete the task successfully, the objective for this job performance measure will be satisfied.

DURING THE JPM, ENSURE PROPER SAFETY PRECAUTIONS, FME, AND/OR RADIOLOGICAL CONCERNS AS APPLICABLE ARE FOLLOWED.

INITIAL CONDITIONS:

- You are the Work Control Center Supervisor.
- The plant is operating at 100% power.
- The following equipment will be tagged out and unavailable due to emergent repairs during your shift and assume all of the equipment listed below will be unavailable at the same time.
 - “A” RCIC Room Cooler, 1VAC015A
 - XR1 LLRPSF Transformer
 - 125VDC Swing Charger, 1D120

INITIATING CUES (IF APPLICABLE):

- The Shift Manager directs you to determine:
 - PRA risk color, core damage frequency (CDF), large early release frequency (LERF) **AND**
 - Determine the equipment to be guarded in accordance with OP-AA-102-1003.

NOTE: Ensure the turnover sheet that was given to the examinee is returned to the evaluator.

JPM PERFORMANCE INFORMATION

Start Time: _____

NOTE: When providing “Evaluator Cues” to the examinee, care must be exercised to avoid prompting the examinee. Typically cues are only provided when the examinee’s actions warrant receiving the information (i.e., the examinee looks or asks for the indication).

NOTE: Critical steps are marked with a “Y” below the performance step number. Failure to meet the standard for any critical step shall result in failure of this JPM.

Performance Step:1 Critical Y	Candidate consults OP-AA-102-1003 and toggles 1D120, XR1 LLRPSF Transformer to unavailable and runs a Risk Case using EOOS.
Standard:	Candidate toggles 1D120 and XR1 LLRPSF Transformer to unavailable and runs EOOS and reports overall risk is GREEN with an approximate CDF of 1.72E-6 and a LERF of 4.67E-7
Evaluator Note:	IF the Candidate toggle RCIC to Unavailable, then this step is UNSAT as per TRM 3.5.2 and OI 150 P&L #7, both room coolers unavailable would leave RCIC Unavailable. With one room available, RCIC is available.
Performance:	SATISFACTORY _____ UNSATISFACTORY _____
Comments:	

Performance Step:2 Critical Y	OP-AA-102-1003 is consulted to determine the recommended guarded systems/areas for the 1D120, XR1 LLRPSF Transformer, and 1VAC015A being UNAVAILABLE.
Standard:	The Candidate determines that the recommended guarded equipment designated in OP-AA-102-1003 is: <ul style="list-style-type: none"> • 1D12 • 1D22 • XR2 • 1VAC015B
Performance:	SATISFACTORY _____ UNSATISFACTORY _____
Comments:	

Terminating Cues: Once the candidate gives you the report on the risk status and the protected systems, the JPM is complete.

NOTE: Ensure the turnover sheet that was given to the examinee is returned to the evaluator.

Stop Time: _____



**2.1.2-05, Determine Risk and the Resultant Protected Systems,
Rev. 1**

JPM
Page 8 of 10

Examinee: _____

Evaluator: _____

☐ RO ☐ SRO ☐ STA ☐ Non-Lic ☐ SRO CERT

Date: _____

☐ LOIT RO ☐ LOIT SRO

PERFORMANCE RESULTS:

SAT:

UNSAT:

Remediation required:

YES

NO

COMMENTS/FEEDBACK: (Comments shall be made for any steps graded unsatisfactory).

**EXAMINER NOTE: ENSURE ALL EXAM MATERIAL IS COLLECTED AND PROCEDURES
CLEANED, AS APPROPRIATE.**

EVALUATOR'S SIGNATURE: _____

*NOTE: Only this page needs to be retained in examinee's record if completed satisfactorily. If
unsatisfactory performance is demonstrated, the entire JPM should be retained.*

TURNOVER SHEET

INITIAL CONDITIONS:

- You are the Work Control Center Supervisor.
- The plant is operating at 100% power.
- The following equipment will be tagged out and unavailable due to emergent repairs during your shift and assume all of the equipment listed below will be unavailable at the same time.
 - “A” RCIC Room Cooler, 1VAC015A
 - XR1 LLRPSF Transformer
 - 125VDC Swing Charger, 1D120









INITIATING CUES (IF APPLICABLE):

- The Shift Manager directs you to determine:
 - PRA risk color, core damage frequency (CDF), large early release frequency (LERF) **AND**
 - Determine the equipment to be guarded in accordance with OP-AA-102-1003.

NOTE: Ensure the turnover sheet that was given to the examinee is returned to the evaluator.

To be able to use the macros, after opening Word go to: Tools/Macro/Security and set the security level at either Low or Medium, close completely out of Word and reopen Word to activate Macros. If you are concerned with macro viruses, check with your site to be assured of active virus scanning.

TOOLBAR BUTTONS for JPM Template

Toolbars Buttons	Results from pressing toolbar buttons
	Update JPM Information - Runs the macro for inputting information into the cover sheet. [Note: - The JPM Title and Number is automatically added to the top of the second page by the use of Cross Reference fields.]
	Add JPM Step - Adds a Performance Step Press Enter before inserting a Step box
	Critical Step - Toggles the Performance Step to 'Critical'. Removes all of the text to the right of the words ' Critical ' and replaces them with the text string ' Y (SEQ-) '. The cursor is placed between the '-' and the ')', to allow you to insert the sequence number for the performance step. [NOTE - You must have your cursor inside the Performance Step table you want to make into a critical step otherwise you get an error message.]
	Non-Critical Step - Toggles the Performance Step to 'Non-Critical'. Removes all of the text to the right of the words ' Critical ' and replaces them with the text string ' N (SEQ-) '. The cursor is placed between the '-' and the ')', to allow you to insert the sequence number for the performance step. [NOTE - You must have your cursor inside the Performance Step table you want to make into a non-critical step otherwise you get an error message.]
	Evaluator Note - Adds a row to the Performance Step table under the ' Standard: ' line, to allow you to enter any notes for the Evaluator.
	Remove Evaluator Note - Removes the ' Evaluator Note: ' line if it was added to the Performance Step table. [NOTE - You must have your cursor inside the Performance Step you want to remove the Evaluator Note from otherwise it removes two lines from the table above the cursor.]
	Evaluator Cue - Adds a row to the Performance Step table above the ' Performance: ' line, to allow you to enter any cues for the Evaluator.
	Remove Evaluator Cue - Removes the ' Evaluator Cue: ' line if it was added to the Performance Step table. [NOTE - You must have your cursor inside the Performance Step you want to remove the Evaluator Cue from otherwise it removes two lines from the table above the cursor.]

JOB PERFORMANCE MEASURE

JPM TITLE: DETERMINE REPORTABILITY - UNUSUAL EVENT AND PLANT SHUTDOWN REQUIRED BY T.S.

JPM NUMBER: 2.1.18-02

REV. 2

TASK NUMBER(S) / TASK TITLE(S): 1.03
DETERMINE REPORTABILITY

K/A NUMBERS: 2.1.18 (GENERIC) **K/A VALUE:** 3.8

Justification (FOR K/A VALUES <3.0):

TASK APPLICABILITY:

☐ RO ☒ SRO ☒ STA ☐ Non-Lic ☒ SRO CERT ☐ OTHER: _____

APPLICABLE METHOD OF TESTING: Simulate/Walkthrough: ☐ Perform: ☒

EVALUATION LOCATION: In-Plant: ☐ Control Room: ☐

Simulator: ☒ Other: ☐

Lab: ☐

Time for Completion: 15 Minutes Time Critical: NO

Alternate Path [NRC]: NO

Alternate Path [INPO]: NO

Developed by: _____
Instructor/Developer Date

Reviewed by: _____
Instructor (Instructional Review) Date

Validated by: _____
SME (Technical Review) Date

Approved by: _____
Training Supervision Date

Approved by: _____
Training Program Owner Date

JOB PERFORMANCE MEASURE VALIDATION CHECKLIST

ALL STEPS IN THIS CHECKLIST ARE TO BE PERFORMED PRIOR TO USE.

REVIEW STATEMENTS	YES	NO	N/A
1. Are all items on the signature page filled in correctly?	<input type="checkbox"/>	<input type="checkbox"/>	<input type="checkbox"/>
2. Has the JPM been reviewed and validated by SMEs?	<input type="checkbox"/>	<input type="checkbox"/>	<input type="checkbox"/>
3. Can the required conditions for the JPM be appropriately established in the simulator if required?	<input type="checkbox"/>	<input type="checkbox"/>	<input type="checkbox"/>
4. Do the performance steps accurately reflect trainee's actions in accordance with plant procedures?	<input type="checkbox"/>	<input type="checkbox"/>	<input type="checkbox"/>
5. Is the standard for each performance item specific as to what controls, indications and ranges are required to evaluate if the trainee properly performed the step?	<input type="checkbox"/>	<input type="checkbox"/>	<input type="checkbox"/>
6. Has the completion time been established based on validation data or incumbent experience?	<input type="checkbox"/>	<input type="checkbox"/>	<input type="checkbox"/>
7. If the task is time critical, is the time critical portion based upon actual task performance requirements?	<input type="checkbox"/>	<input type="checkbox"/>	<input type="checkbox"/>
8. Is the job level appropriate for the task being evaluated if required?	<input type="checkbox"/>	<input type="checkbox"/>	<input type="checkbox"/>
9. Is the K/A appropriate to the task and to the licensee level if required?	<input type="checkbox"/>	<input type="checkbox"/>	<input type="checkbox"/>
10. Is justification provided for tasks with K/A values less than 3.0?	<input type="checkbox"/>	<input type="checkbox"/>	<input type="checkbox"/>
11. Have the performance steps been identified and classified (Critical / Sequence / Time Critical) appropriately?	<input type="checkbox"/>	<input type="checkbox"/>	<input type="checkbox"/>
12. Have all special tools and equipment needed to perform the task been identified and made available to the trainee?	<input type="checkbox"/>	<input type="checkbox"/>	<input type="checkbox"/>
13. Are all references identified, current, accurate, and available to the trainee?	<input type="checkbox"/>	<input type="checkbox"/>	<input type="checkbox"/>
14. Have all required cues (as anticipated) been identified for the evaluator to assist task completion?	<input type="checkbox"/>	<input type="checkbox"/>	<input type="checkbox"/>
15. Are all critical steps supported by procedural guidance? (e.g., if licensing, EP or other groups were needed to determine correct actions, then the answer should be NO.)	<input type="checkbox"/>	<input type="checkbox"/>	<input type="checkbox"/>
16. If the JPM is to be administered to an LOIT student, has the required knowledge been taught to the individual prior to administering the JPM? TPE does not have to be completed, but the JPM evaluation may not be valid if they have not been taught the required knowledge.	<input type="checkbox"/>	<input type="checkbox"/>	<input type="checkbox"/>

All questions/statements must be answered "YES" or "N/A" or the JPM is not valid for use. If all questions/statements are answered "YES" or "N/A," then the JPM is considered valid and can be performed as written. The individual(s) performing the initial validation shall sign and date the cover sheet.

Protected Content: (CAPRs, corrective actions, licensing commitments, etc. associated with this material)

{C001}

UPDATE LOG: Indicate in the following table any minor changes or major revisions (as defined in TR-AA-230-1003) made to the material after initial approval. Or use separate Update Log form TR-AA-230-1003-F16.

[illegible]

SIMULATOR SET-UP: *(Only required for simulator JPMs)*

SIMULATOR SETUP INSTRUCTIONS: None

SIMULATOR MALFUNCTIONS: None

SIMULATOR OVERRIDES: None

SIMULATOR REMOTE FUNCTIONS: None

Required Materials:

1. LI-AA-102-1001, Regulatory Reporting, current revision
2. NUREG 1022

General References:

1. LI-AA-102-1001, Regulatory Reporting, Rev. 16
2. NUREG 1022, Rev.3
3. Event #47129, Nine Mile Point Unusual Event

Task Standards:

1. Determines that this event requires **only** the following INEs:
 - 1 Hour Report § 50.72(a)(1)(i) “The declaration of any of the Emergency Classes specified in the licensee’s approved Emergency Plan.”
 - 4 Hour Report § 50.72(b)(2)(i) “The initiation of any nuclear plant shutdown required by the plant’s Technical Specifications.”

I will explain the initial conditions, which step(s) to simulate or discuss, and provide initiating cues. When you complete the task successfully, the objective for this job performance measure will be satisfied.

INITIAL CONDITIONS:

- The plant was at 100% power.
- Four hours ago, the operating crew entered T.S. action statement 3.4.4 Condition A due to unidentified leakage greater 5 gpm.
- An Unusual Event was declared 10 minutes ago after unidentified leakage rose to 28 gpm.
- At this time, the crew entered T.S. action statement 3.4.4 Condition C because the required action and associated completion time was not met.
- Plant shutdown has commenced.
- There has been no ECCS actuation.
- State and Local authorities have been notified of the Unusual Event per EPIP 1.2.
- The Shift Communicator is performing notifications for the Unusual Event.

INITIATING CUES (IF APPLICABLE):

- You are the Shift Manager.
- Determine **ALL** of the Immediate Notification Event (INE) time requirements for this event.

NOTE: Ensure the turnover sheet that was given to the examinee is returned to the evaluator.

JPM PERFORMANCE INFORMATION

Start Time: _____

NOTE: When providing “Evaluator Cues” to the examinee, care must be exercised to avoid prompting the examinee. Typically cues are only provided when the examinee’s actions warrant receiving the information (i.e., the examinee looks or asks for the indication).

NOTE: Critical steps are marked with a “Y” below the performance step number. Failure to meet the standard for any critical step shall result in failure of this JPM.

NOTE: This JPM is written using a new procedure. Additional consideration and time maybe required for completion.

Performance Step: 1 Critical <u>Y</u> LI-AA-102-1001 Attachment 1	Use LI-AA-102-1001 to determine the Immediate Notification Event (INE) time requirement for the event.
Standard:	The candidate determines that the following Immediate Notification Event (INE) time requirements apply: For EAL Declaration: <ul style="list-style-type: none"> • 1 Hour Report § 50.72(a)(1)(i) “The declaration of any of the Emergency Classes specified in the licensee’s approved Emergency Plan.”
Evaluator Note:	An INE is an incident that requires a 1, 4, 8, or 24 hour telephone notification. (See procedure definitions) There are other LER requirements associated with this event, and the candidate may provide information on those also – those LER items are NOT critical to this JPM.
Evaluator Cue:	If the candidate provides information for other LER requirements, Cue the candidate that another person will complete the other items.
Performance:	SATISFACTORY _____ UNSATISFACTORY _____
Comments:	

Performance Step: 2 Critical <u>Y</u> LI-AA-102-1001 Attachment 1	Use LI-AA-102-1001 to determine any additional Immediate Notification Event (INE) time requirements for the event.
Standard:	The candidate determines that the following Immediate Notification Event (INE) time requirements apply: For the initiation of a plant shutdown required by Tech Specs: <ul style="list-style-type: none"> • 4 Hour Report § 50.72(b)(2)(i) “The initiation of any nuclear plant shutdown required by the plant’s Technical Specifications.”
Evaluator Note:	An INE is an incident that requires a 1, 4, 8, or 24 hour telephone notification. (See procedure definitions) There are other LER requirements associated with this event, and the candidate may provide information on those also – those LER items are NOT critical to this JPM.
Evaluator Cue:	If the candidate provides information for other LER requirements, Cue the candidate that another person will complete the other LER items.
Performance:	SATISFACTORY _____ UNSATISFACTORY _____
Comments:	

Terminating Cues: When the candidate makes his determination and reports it to the evaluator, inform the candidate the JPM is complete.

NOTE: Ensure the turnover sheet that was given to the examinee is returned to the evaluator.

Stop Time: _____



2.1.18-02, Determine Reportability – Unusual Event and Plant Shutdown
required by T.S., Rev. 2

JPM
Page 8 of 9

Examinee: _____

Evaluator: _____

☐ RO ☐ SRO ☐ STA ☐ Non-Lic ☐ SRO CERT

Date: _____

☐ LOIT RO ☐ LOIT SRO

PERFORMANCE RESULTS:

SAT:

UNSAT:

Remediation required:

YES

NO

COMMENTS/FEEDBACK: (Comments shall be made for any steps graded unsatisfactory).

EXAMINER NOTE: ENSURE ALL EXAM MATERIAL IS COLLECTED AND PROCEDURES
CLEANED, AS APPROPRIATE.

EVALUATOR'S SIGNATURE: _____

*NOTE: Only this page needs to be retained in examinee's record if completed satisfactorily. If
unsatisfactory performance is demonstrated, the entire JPM should be retained.*

TURNOVER SHEET

INITIAL CONDITIONS:

- The plant was at 100% power.
- Four hours ago, the operating crew entered T.S. action statement 3.4.4 Condition A due to unidentified leakage greater 5 gpm.
- An Unusual Event was declared 10 minutes ago after unidentified leakage rose to 28 gpm.
- At this time, the crew entered T.S. action statement 3.4.4 Condition C because the required action and associated completion time was not met.
- Plant shutdown has commenced.
- There has been no ECCS actuation.
- State and Local authorities have been notified of the Unusual Event per EPIP 1.2.
- The Shift Communicator is performing notifications for the Unusual Event.

INITIATING CUES (IF APPLICABLE):

- You are the Shift Manager.
- Determine **ALL** of the Immediate Notification Event (INE) time requirements for this event.

NOTE: Ensure the turnover sheet that was given to the examinee is returned to the evaluator.

JOB PERFORMANCE MEASURE

JPM TITLE: Review a Work Order for closure

JPM NUMBER: 2.2.19-01

REV. 2

TASK NUMBER(S) / TASK TITLE(S): 1.13 Ensure plant activities are performed in accordance with Work Management Processes, Procedures and Policies

K/A NUMBERS: Generic 2.2.19

K/A VALUE: 3.4

Justification (FOR K/A VALUES <3.0):

TASK APPLICABILITY:

☐ RO ☒ SRO ☒ STA ☐ Non-Lic ☒ SRO CERT ☐ OTHER: _____

APPLICABLE METHOD OF TESTING:

Simulate/Walkthrough:

☐

Perform:

☒

EVALUATION LOCATION:

In-Plant:

☐

Control Room:

☐

Simulator:

☒

Other:

☐

Lab:

☐

Time for Completion:

20

Minutes

Time Critical:

NO

Alternate Path [NRC]:

NO

Alternate Path [INPO]:

NO

Developed by:

Instructor/Developer

Date

Reviewed by:

Instructor (Instructional Review)

Date

Validated by:

SME (Technical Review)

Date

Approved by:

Training Supervision

Date

Approved by:

Training Program Owner

Date

JOB PERFORMANCE MEASURE VALIDATION CHECKLIST

ALL STEPS IN THIS CHECKLIST ARE TO BE PERFORMED PRIOR TO USE.

REVIEW STATEMENTS	YES	NO	N/A
1. Are all items on the signature page filled in correctly?	<input type="checkbox"/>	<input type="checkbox"/>	<input type="checkbox"/>
2. Has the JPM been reviewed and validated by SMEs?	<input type="checkbox"/>	<input type="checkbox"/>	<input type="checkbox"/>
3. Can the required conditions for the JPM be appropriately established in the simulator if required?	<input type="checkbox"/>	<input type="checkbox"/>	<input type="checkbox"/>
4. Do the performance steps accurately reflect trainee's actions in accordance with plant procedures?	<input type="checkbox"/>	<input type="checkbox"/>	<input type="checkbox"/>
5. Is the standard for each performance item specific as to what controls, indications and ranges are required to evaluate if the trainee properly performed the step?	<input type="checkbox"/>	<input type="checkbox"/>	<input type="checkbox"/>
6. Has the completion time been established based on validation data or incumbent experience?	<input type="checkbox"/>	<input type="checkbox"/>	<input type="checkbox"/>
7. If the task is time critical, is the time critical portion based upon actual task performance requirements?	<input type="checkbox"/>	<input type="checkbox"/>	<input type="checkbox"/>
8. Is the job level appropriate for the task being evaluated if required?	<input type="checkbox"/>	<input type="checkbox"/>	<input type="checkbox"/>
9. Is the K/A appropriate to the task and to the licensee level if required?	<input type="checkbox"/>	<input type="checkbox"/>	<input type="checkbox"/>
10. Is justification provided for tasks with K/A values less than 3.0?	<input type="checkbox"/>	<input type="checkbox"/>	<input type="checkbox"/>
11. Have the performance steps been identified and classified (Critical / Sequence / Time Critical) appropriately?	<input type="checkbox"/>	<input type="checkbox"/>	<input type="checkbox"/>
12. Have all special tools and equipment needed to perform the task been identified and made available to the trainee?	<input type="checkbox"/>	<input type="checkbox"/>	<input type="checkbox"/>
13. Are all references identified, current, accurate, and available to the trainee?	<input type="checkbox"/>	<input type="checkbox"/>	<input type="checkbox"/>
14. Have all required cues (as anticipated) been identified for the evaluator to assist task completion?	<input type="checkbox"/>	<input type="checkbox"/>	<input type="checkbox"/>
15. Are all critical steps supported by procedural guidance? (e.g., if licensing, EP or other groups were needed to determine correct actions, then the answer should be NO.)	<input type="checkbox"/>	<input type="checkbox"/>	<input type="checkbox"/>
16. If the JPM is to be administered to an LOIT student, has the required knowledge been taught to the individual prior to administering the JPM? TPE does not have to be completed, but the JPM evaluation may not be valid if they have not been taught the required knowledge.	<input type="checkbox"/>	<input type="checkbox"/>	<input type="checkbox"/>

All questions/statements must be answered "YES" or "N/A" or the JPM is not valid for use. If all questions/statements are answered "YES" or "N/A," then the JPM is considered valid and can be performed as written. The individual(s) performing the initial validation shall sign and date the cover sheet.

Protected Content: (CAPRs, corrective actions, licensing commitments, etc. associated with this material)

{C001}

SIMULATOR SET-UP: *(Only required for simulator JPMs)*

SIMULATOR SETUP INSTRUCTIONS: NONE

Required Materials:

1. Marked up copy of Work Order PM TASK 01(PMRQ 21005-5).
2. Marked up copy of STP 3.5.1-05

General References:

- MD-062, Rev. 15
- STP 3.5.1-05 Rev. 73

Task Standards:

- Determines that there are no initials for the QC step 3.
- Using the STP, determines that the MO-2239 did **not** stroke within the ASME limits in the CLOSE direction.

I will explain the initial conditions, which step(s) to simulate or discuss, and provide initiating cues. When you complete the task successfully, the objective for this job performance measure will be satisfied.

DURING THE JPM, ENSURE PROPER SAFETY PRECAUTIONS, FME, AND/OR RADIOLOGICAL CONCERNS AS APPLICABLE ARE FOLLOWED.

INITIAL CONDITIONS:

- You are the Shift Manager.
- Work Order PM TASK 01(PMRQ 21005-5) is ready for review.

INITIATING CUES (IF APPLICABLE):

- You are to review Work Order PM TASK 01(PMRQ 21005-5) for closure.

NOTE: Ensure the turnover sheet that was given to the examinee is returned to the evaluator.

JPM PERFORMANCE INFORMATION

Start Time: _____

NOTE: When providing “Evaluator Cues” to the examinee, care must be exercised to avoid prompting the examinee. Typically cues are only provided when the examinee’s actions warrant receiving the information (i.e., the examinee looks or asks for the indication).

NOTE: Critical steps are marked with a “Y” below the performance step number. Failure to meet the standard for any critical step shall result in failure of this JPM.

Performance Step:1 Critical Y	3. INSPECT per procedure VALVOP-L200-08. • Work this step with the electrical and mechanical steps as needed for job completion
Standard:	Review step for completion
Evaluator Note:	Candidate should note that this QC step was not signed off as required.
Performance:	SATISFACTORY _____ UNSATISFACTORY _____
Comments:	

Performance Step:2 Critical N	Review the Data Sheet VALVOP-L200-08 for completion.
Standard:	Review VALVOP-L200-08 for completion
Evaluator Note:	The candidate does not need to review this data sheet to complete the JPM, however, with the QC initials not completed on the Work Order the student should review the Data Sheet for QC completion.
Performance:	SATISFACTORY _____ UNSATISFACTORY _____
Comments:	_____

Performance Step:3 Critical Y	8. STROKE the valve per the applicable steps in STP 3.5.1-05 or 3.5.1-06 per the CRS direction and RECORD the stroke times in this work task. If sat, REMOVE entries from Inop TS Equip Log.
Standard:	Candidate should review applicable portions of STP 3.5.1-05
Evaluator Note:	Candidate should determine that the ASME stroke time for MO-2239 is not met (ASME time is 12.1 seconds. Documented time is 12.5 seconds.)
Performance:	SATISFACTORY _____ UNSATISFACTORY _____
Comments:	

Terminating Cues: The JPM is complete when the candidate has reviewed the WO IAW MD-062 and STP 3.5.1-05, and it is determined that the QC step is not signed and MO-2239 did not meet its ASME close times.

NOTE: Ensure the turnover sheet that was given to the examinee is returned to the evaluator.

Stop Time: _____



Examinee: _____

Evaluator: _____

☐ RO ☐ SRO ☐ STA ☐ Non-Lic ☐ SRO CERT

Date: _____

☐ LOIT RO ☐ LOIT SRO

PERFORMANCE RESULTS:

SAT: UNSAT:

Remediation required:

YES NO **COMMENTS/FEEDBACK:** (Comments shall be made for any steps graded unsatisfactory).**EXAMINER NOTE:** ENSURE ALL EXAM MATERIAL IS COLLECTED AND PROCEDURES CLEANED, AS APPROPRIATE.**EVALUATOR'S SIGNATURE:** _____*NOTE: Only this page needs to be retained in examinee's record if completed satisfactorily. If unsatisfactory performance is demonstrated, the entire JPM should be retained.*

TURNOVER SHEET

INITIAL CONDITIONS:

- You are the Shift Manager.
- Work Order PM TASK 01(PMRQ 21005-5) is ready for review.









INITIATING CUES (IF APPLICABLE):

- You are to review Work Order PM TASK 01(PMRQ 21005-5) for closure.

NOTE: Ensure the turnover sheet that was given to the examinee is returned to the evaluator.

To be able to use the macros, after opening Word go to: Tools/Macro/Security and set the security level at either Low or Medium, close completely out of Word and reopen Word to activate Macros. If you are concerned with macro viruses, check with your site to be assured of active virus scanning.

TOOLBAR BUTTONS for JPM Template

Toolbars Buttons	Results from pressing toolbar buttons
	Update JPM Information - Runs the macro for inputting information into the cover sheet. [Note: - The JPM Title and Number is automatically added to the top of the second page by the use of Cross Reference fields.]
	Add JPM Step - Adds a Performance Step Press Enter before inserting a Step box
	Critical Step - Toggles the Performance Step to 'Critical'. Removes all of the text to the right of the words ' Critical ' and replaces them with the text string ' Y (SEQ-) '. The cursor is placed between the '-' and the ')', to allow you to insert the sequence number for the performance step. [NOTE - You must have your cursor inside the Performance Step table you want to make into a critical step otherwise you get an error message.]
	Non-Critical Step - Toggles the Performance Step to 'Non-Critical'. Removes all of the text to the right of the words ' Critical ' and replaces them with the text string ' N (SEQ-) '. The cursor is placed between the '-' and the ')', to allow you to insert the sequence number for the performance step. [NOTE - You must have your cursor inside the Performance Step table you want to make into a non-critical step otherwise you get an error message.]
	Evaluator Note - Adds a row to the Performance Step table under the ' Standard: ' line, to allow you to enter any notes for the Evaluator.
	Remove Evaluator Note - Removes the ' Evaluator Note: ' line if it was added to the Performance Step table. [NOTE - You must have your cursor inside the Performance Step you want to remove the Evaluator Note from otherwise it removes two lines from the table above the cursor.]
	Evaluator Cue - Adds a row to the Performance Step table above the ' Performance: ' line, to allow you to enter any cues for the Evaluator.
	Remove Evaluator Cue - Removes the ' Evaluator Cue: ' line if it was added to the Performance Step table. [NOTE - You must have your cursor inside the Performance Step you want to remove the Evaluator Cue from otherwise it removes two lines from the table above the cursor.]

JOB PERFORMANCE MEASURE

JPM TITLE: VENT PRIMARY CONTAINMENT WITH TORUS HARD PIPE VENT

JPM NUMBER: 2.3.11-01 **REV.** 0

TASK NUMBER(S) / TASK TITLE(S): 6.30 Direct Crew Response to Vent the Torus via Hard Pipe Vent

K/A NUMBERS: 2.3.11 **K/A VALUE:** 4.3

Justification (FOR K/A VALUES <3.0):

TASK APPLICABILITY:

☐ RO ☒ SRO ☒ STA ☐ Non-Lic ☒ SRO CERT ☐ OTHER: _____

APPLICABLE METHOD OF TESTING: Simulate/Walkthrough: ☐ Perform: ☒

EVALUATION LOCATION: In-Plant: ☐ Control Room: ☐
Simulator: ☒ Other: ☐
Lab: ☐

Time for Completion: 10 Minutes Time Critical: NO

Alternate Path [NRC]: NO

Alternate Path [INPO]: NO

Developed by:	_____ Instructor/Developer	_____ Date
Reviewed by:	_____ Instructor (Instructional Review)	_____ Date
Validated by:	_____ SME (Technical Review)	_____ Date
Approved by:	_____ Training Supervision	_____ Date
Approved by:	_____ Training Program Owner	_____ Date

JOB PERFORMANCE MEASURE VALIDATION CHECKLIST

ALL STEPS IN THIS CHECKLIST ARE TO BE PERFORMED PRIOR TO USE.

REVIEW STATEMENTS	YES	NO	N/A
1. Are all items on the signature page filled in correctly?	<input type="checkbox"/>	<input type="checkbox"/>	<input type="checkbox"/>
2. Has the JPM been reviewed and validated by SMEs?	<input type="checkbox"/>	<input type="checkbox"/>	<input type="checkbox"/>
3. Can the required conditions for the JPM be appropriately established in the simulator if required?	<input type="checkbox"/>	<input type="checkbox"/>	<input type="checkbox"/>
4. Do the performance steps accurately reflect trainee's actions in accordance with plant procedures?	<input type="checkbox"/>	<input type="checkbox"/>	<input type="checkbox"/>
5. Is the standard for each performance item specific as to what controls, indications and ranges are required to evaluate if the trainee properly performed the step?	<input type="checkbox"/>	<input type="checkbox"/>	<input type="checkbox"/>
6. Has the completion time been established based on validation data or incumbent experience?	<input type="checkbox"/>	<input type="checkbox"/>	<input type="checkbox"/>
7. If the task is time critical, is the time critical portion based upon actual task performance requirements?	<input type="checkbox"/>	<input type="checkbox"/>	<input type="checkbox"/>
8. Is the job level appropriate for the task being evaluated if required?	<input type="checkbox"/>	<input type="checkbox"/>	<input type="checkbox"/>
9. Is the K/A appropriate to the task and to the licensee level if required?	<input type="checkbox"/>	<input type="checkbox"/>	<input type="checkbox"/>
10. Is justification provided for tasks with K/A values less than 3.0?	<input type="checkbox"/>	<input type="checkbox"/>	<input type="checkbox"/>
11. Have the performance steps been identified and classified (Critical / Sequence / Time Critical) appropriately?	<input type="checkbox"/>	<input type="checkbox"/>	<input type="checkbox"/>
12. Have all special tools and equipment needed to perform the task been identified and made available to the trainee?	<input type="checkbox"/>	<input type="checkbox"/>	<input type="checkbox"/>
13. Are all references identified, current, accurate, and available to the trainee?	<input type="checkbox"/>	<input type="checkbox"/>	<input type="checkbox"/>
14. Have all required cues (as anticipated) been identified for the evaluator to assist task completion?	<input type="checkbox"/>	<input type="checkbox"/>	<input type="checkbox"/>
15. Are all critical steps supported by procedural guidance? (e.g., if licensing, EP or other groups were needed to determine correct actions, then the answer should be NO.)	<input type="checkbox"/>	<input type="checkbox"/>	<input type="checkbox"/>
16. If the JPM is to be administered to an LOIT student, has the required knowledge been taught to the individual prior to administering the JPM? TPE does not have to be completed, but the JPM evaluation may not be valid if they have not been taught the required knowledge.	<input type="checkbox"/>	<input type="checkbox"/>	<input type="checkbox"/>

All questions/statements must be answered "YES" or "N/A" or the JPM is not valid for use. If all questions/statements are answered "YES" or "N/A," then the JPM is considered valid and can be performed as written. The individual(s) performing the initial validation shall sign and date the cover sheet.

Protected Content: (CAPRs, corrective actions, licensing commitments, etc. associated with this material)

{C001}

[illegible]

SIMULATOR SET-UP: *(Only required for simulator JPMs)*

SIMULATOR SETUP INSTRUCTIONS:NONE

PROCEDURAL MARKUPS:

- SEP 301.3, TORUS VENT VIA HARDPIPE VENT, SECTION 1.1 INITIATION OF HARD PIPE VENT FROM CONTROL ROOM
 - MARK AS COMPLETE:
 - NOTE AND CONTINUOUS RECHECK STATEMENT PRIOR TO STEP (1)
 - STEP (1) THROUGH (5)

Required Materials:

- SEP 301.3, Torus Vent VIA Hardpipe Vent, current revision
- Calculator

General References:

- SEP 301.3, Torus Vent VIA Hardpipe Vent, Rev. 11

Task Standards:

- Calculate actual Torus level using SEP 301.3 Appendix 1
- Determine that venting the Torus VIA the Hardpipe Vent is NOT allowed

I will explain the initial conditions, which step(s) to simulate or discuss, and provide initiating cues. When you complete the task successfully, the objective for this job performance measure will be satisfied.

DURING THE JPM, ENSURE PROPER SAFETY PRECAUTIONS, FME, AND/OR RADIOLOGICAL CONCERNS AS APPLICABLE ARE FOLLOWED.

INITIAL CONDITIONS:

- A severe accident has occurred
- An Extended Loss of AC Power, (ELAP), has been declared
- It has been determined that SEP 301.3, TORUS VENT VIA HARDPIPE VENT, may be required
- Torus water level as read on LI-4396A is 17 feet

INITIATING CUES (IF APPLICABLE):

As a support SRO you are to continue with SEP 301.3, Section 1.1 INITIATION OF HARD PIPE VENT FROM CONTROL ROOM, and determine if venting via the hard pipe vent is allowed.

NOTE: Ensure the turnover sheet that was given to the examinee is returned to the evaluator.

JPM PERFORMANCE INFORMATION

Start Time: _____

NOTE: When providing “Evaluator Cues” to the examinee, care must be exercised to avoid prompting the examinee. Typically cues are only provided when the examinee’s actions warrant receiving the information (i.e., the examinee looks or asks for the indication).

NOTE: Critical steps are marked with a “Y” below the performance step number. Failure to meet the standard for any critical step shall result in failure of this JPM.

Performance Step:1 Critical N	NOTE If the plant is in an Extended Loss of AC Power, (ELAP), it may be necessary to vent the Torus with a Torus level greater than 16 feet. The guidance of EC 0000285475 Evaluation 16-M01 will allow venting of the Torus up to a Torus level of 24’ by using LI-4396A or B, Containment Water Level Indicator, 0-98 feet, at 1C03.
Standard:	The Operator will placekeep the NOTE.
Performance:	SATISFACTORY _____ UNSATISFACTORY _____
Comments:	_____

Performance Step:2 Critical N	CONTINUOUS RECHECK STATEMENT IF the plant is in an ELAP condition AND Torus level is greater than 16 feet, THEN using Appendix 1, verify that Torus water level is less than 24 feet.
Standard:	The Operator will proceed to Appendix 1.
Evaluator Note:	The Operator will determine from the turnover that current Torus level is greater than 16 feet and an ELAP is occurring.
Performance:	SATISFACTORY _____ UNSATISFACTORY _____
Comments:	_____

Performance Step:3 Critical Y	Applying a Correction Factor To LI-4396 A or B Containment Water Level Indicator, 0-98 Feet
Standard:	The Operator will calculate actual Torus water level.
Evaluator Note:	The Operator will calculate actual Torus water level as follows: Torus Water Level = 17 feet + (23-20 psig)*(2.48 feet/psig) = 24.4 feet
Evaluator Cue:	IF/WHEN the Operator indicates the need for Drywell and Torus Pressures, CUE the Operator that: <ul style="list-style-type: none"> • Drywell Pressure is 23 psig • Torus Pressure is 20 psig
Performance:	SATISFACTORY _____ UNSATISFACTORY _____
Comments:	_____

Performance Step:4 Critical Y	CONTINUOUS RECHECK STATEMENT IF the plant is in an ELAP condition AND Torus level is greater than 16 feet, THEN using Appendix 1, verify that Torus water level is less than 24 feet.
Standard:	The Operator will determine that the crew <u>CANNOT</u> vent from the Torus VIA the Hardpipe Vent.
Performance:	SATISFACTORY _____ UNSATISFACTORY _____
Comments:	_____

Terminating Cues: **WHEN** the actual Torus level and determination of venting is reported, CUE the Operator that the JPM is complete.

NOTE: Ensure the turnover sheet that was given to the examinee is returned to the evaluator.

Stop Time: _____



2.3.11-01, VENT PRIMARY CONTAINMENT WITH TORUS HARD
PIPE VENT, Rev. 0

JPM
Page 8 of 9

Examinee: _____

Evaluator: _____

☐ RO ☐ SRO ☐ STA ☐ Non-Lic ☐ SRO CERT

Date: _____

☐ LOIT RO ☐ LOIT SRO

PERFORMANCE RESULTS:

SAT:

UNSAT:

Remediation required:

YES

NO

COMMENTS/FEEDBACK: (Comments shall be made for any steps graded unsatisfactory).

EXAMINER NOTE: ENSURE ALL EXAM MATERIAL IS COLLECTED AND PROCEDURES
CLEANED, AS APPROPRIATE.

EVALUATOR'S SIGNATURE: _____

*NOTE: Only this page needs to be retained in examinee's record if completed satisfactorily. If
unsatisfactory performance is demonstrated, the entire JPM should be retained.*

TURNOVER SHEET

INITIAL CONDITIONS:

- A severe accident has occurred
- An Extended Loss of AC Power, (ELAP), has been declared
- It has been determined that SEP 301.3, TORUS VENT VIA HARDPIPE VENT, may be required
- Torus water level as read on LI-4396A is 17 feet

INITIATING CUES (IF APPLICABLE):

As a support SRO you are to continue with SEP 301.3, Section 1.1 INITIATION OF HARD PIPE VENT FROM CONTROL ROOM, and determine if venting via the hard pipe vent is allowed.

NOTE: Ensure the turnover sheet that was given to the examinee is returned to the evaluator.

JOB PERFORMANCE MEASURE

JPM TITLE: EVALUATE PARS WHEN CONDITIONS CHANGE

JPM NUMBER: 2.4.44-01 **REV.** 1

TASK NUMBER(S) / TASK TITLE(S): 3.01
IMPLEMENT THE EMERGENCY PLAN

K/A NUMBERS: 2.4.44 **K/A VALUE:** SRO 4.4

Justification (FOR K/A VALUES <3.0):

TASK APPLICABILITY:

☐ RO ☒ SRO ☐ STA ☐ Non-Lic ☒ SRO CERT ☐ OTHER: _____

APPLICABLE METHOD OF TESTING: Simulate/Walkthrough: ☐ Perform: ☒

EVALUATION LOCATION: In-Plant: ☐ Control Room: ☐

Simulator: ☒ Other: ☒

Lab: ☐

Time for Completion: 20 Minutes Time Critical: YES

Alternate Path [NRC]: NO

Alternate Path [INPO]: NO

Developed by:	_____	_____
	Instructor/Developer	Date
Reviewed by:	_____	_____
	Instructor (Instructional Review)	Date
Validated by:	_____	_____
	SME (Technical Review)	Date
Approved by:	_____	_____
	Training Supervision	Date
Approved by:	_____	_____
	Training Program Owner	Date

JOB PERFORMANCE MEASURE VALIDATION CHECKLIST

ALL STEPS IN THIS CHECKLIST ARE TO BE PERFORMED PRIOR TO USE.

REVIEW STATEMENTS	YES	NO	N/A
1. Are all items on the signature page filled in correctly?	<input type="checkbox"/>	<input type="checkbox"/>	<input type="checkbox"/>
2. Has the JPM been reviewed and validated by SMEs?	<input type="checkbox"/>	<input type="checkbox"/>	<input type="checkbox"/>
3. Can the required conditions for the JPM be appropriately established in the simulator if required?	<input type="checkbox"/>	<input type="checkbox"/>	<input type="checkbox"/>
4. Do the performance steps accurately reflect trainee's actions in accordance with plant procedures?	<input type="checkbox"/>	<input type="checkbox"/>	<input type="checkbox"/>
5. Is the standard for each performance item specific as to what controls, indications and ranges are required to evaluate if the trainee properly performed the step?	<input type="checkbox"/>	<input type="checkbox"/>	<input type="checkbox"/>
6. Has the completion time been established based on validation data or incumbent experience?	<input type="checkbox"/>	<input type="checkbox"/>	<input type="checkbox"/>
7. If the task is time critical, is the time critical portion based upon actual task performance requirements?	<input type="checkbox"/>	<input type="checkbox"/>	<input type="checkbox"/>
8. Is the job level appropriate for the task being evaluated if required?	<input type="checkbox"/>	<input type="checkbox"/>	<input type="checkbox"/>
9. Is the K/A appropriate to the task and to the licensee level if required?	<input type="checkbox"/>	<input type="checkbox"/>	<input type="checkbox"/>
10. Is justification provided for tasks with K/A values less than 3.0?	<input type="checkbox"/>	<input type="checkbox"/>	<input type="checkbox"/>
11. Have the performance steps been identified and classified (Critical / Sequence / Time Critical) appropriately?	<input type="checkbox"/>	<input type="checkbox"/>	<input type="checkbox"/>
12. Have all special tools and equipment needed to perform the task been identified and made available to the trainee?	<input type="checkbox"/>	<input type="checkbox"/>	<input type="checkbox"/>
13. Are all references identified, current, accurate, and available to the trainee?	<input type="checkbox"/>	<input type="checkbox"/>	<input type="checkbox"/>
14. Have all required cues (as anticipated) been identified for the evaluator to assist task completion?	<input type="checkbox"/>	<input type="checkbox"/>	<input type="checkbox"/>
15. Are all critical steps supported by procedural guidance? (e.g., if licensing, EP or other groups were needed to determine correct actions, then the answer should be NO.)	<input type="checkbox"/>	<input type="checkbox"/>	<input type="checkbox"/>
16. If the JPM is to be administered to an LOIT student, has the required knowledge been taught to the individual prior to administering the JPM? TPE does not have to be completed, but the JPM evaluation may not be valid if they have not been taught the required knowledge.	<input type="checkbox"/>	<input type="checkbox"/>	<input type="checkbox"/>

All questions/statements must be answered "YES" or "N/A" or the JPM is not valid for use. If all questions/statements are answered "YES" or "N/A," then the JPM is considered valid and can be performed as written. The individual(s) performing the initial validation shall sign and date the cover sheet.

Protected Content: None



2.4.44-01, Evaluate PARs when Conditions Change, Rev. 1

JPM
Page 3 of 22

UPDATE LOG: Indicate in the following table any minor changes or major revisions (as defined in TR-AA-230-1003) made to the material after initial approval. Or use separate Update Log form TR-AA-230-1003-F16.

#	DESCRIPTION OF CHANGE	REASON FOR CHANGE	AR/TWR#	PREPARER	DATE
				SUPERVISOR	DATE
Rev. 0	New JPM				
Rev. 1	Revised for 2016 LOCT Annual Exam. JPM required revision due to new NOTE-5.		02107035		

SIMULATOR SET-UP: *(Only required for simulator JPMs)*

SIMULATOR SETUP INSTRUCTIONS: No setup required.

SIMULATOR MALFUNCTIONS: None

SIMULATOR OVERRIDES: None

SIMULATOR REMOTE FUNCTIONS: None

Required Materials:

EPIP 3.3
EPIP Form NOTE 5
EPIP Form PAR-01

General References:

EPIP chapter 1.1, Rev. 29
EPIP chapter 1.2, Rev. 48
EPIP chapter 2.5, Rev. 21
EPIP chapter 3.3, Rev. 33
EPIP Form NOTE-5, Rev. 18
EPIP Form PAR-01, Rev. 4

Task Standards:

1. PAR upgrade determined
2. EPIP Form-05 - Box 4 - Student marks **Drill**.
3. EPIP Form-05 - Box 11 - Student writes in **15** mph.
4. EPIP Form-05 - Box 12 - Student writes in **185** degrees.
5. EPIP Form-05 - Box 14 - SRO checks "Is occurring (go to block 15)"
6. EPIP Form-05 – Box 18 – SRO enters today's date and time
7. EPIP Form-05 – Box 19 – SRO checks [] E
8. When filled out, the student submits the EPIP FORM NOTE-05 to the OSM to sign within the 15 minutes from the PARS change determination.
9. The student contacts Linn, Benton Counties and the state via the ALL CALL phone within 15 minutes from the PARS change determination.

I will explain the initial conditions, which step(s) to simulate or discuss, and provide initiating cues. When you complete the task successfully, the objective for this job performance measure will be satisfied.

DURING THE JPM, ENSURE PROPER SAFETY PRECAUTIONS, FME, AND/OR RADIOLOGICAL CONCERNS AS APPLICABLE ARE FOLLOWED.

(GIVE the Student Turnover Sheet #1 and the completed in EAL form)

TURNOVER SHEET #1

INITIAL CONDITIONS: *This JPM is TIME CRITICAL*

- It's Saturday evening and a severe accident has occurred at DAEC.
- The ERO cannot respond to the plant due to a major ice storm that has ALL Roads in Eastern Iowa closed due to 100% ice covered conditions and multiple accidents.
- RPV level was at -110 inches for a considerable time, it is now at 30 inches and stable.
- Emergency Depressurization has been performed.
- The "C" Main Steam Line is not isolated.
- The TSC is NOT staffed at this time.
- An EAL declaration of GENERAL EMERGENCY has been made.
- State, Local, and National Governmental notifications have been made for this GENERAL EMERGENCY.

Inform me once you have looked at and understand Turnover Sheet #1 and the completed NOTE 5.

Once the student has indicated that he/she understands the previous information, provide Turnover Sheet #2

TURNOVER SHEET #2

Since the GENERAL EMERGENCY has been declared and notifications made, the following has occurred

- The Shift Chemist has just run a Midas Dose Assessment, and has reported the following results:
 - The dose assessment predicts the following readings for the area outside the Site Boundary:
 - At 3 miles, the projected TEDE Dose will be 2.5R and the projected CDE Dose will be 4.8R.
 - At 5 miles, the projected TEDE Dose will be 0.9R and the projected CDE Dose will be 2R.
- The STA has completed a "Fuel Damage Assessment" worksheet, which shows that approximately 25% of fuel damage has occurred.
- The current wind speed is 15 mph, from 185 degrees.
- The Off Gas Stack KAMAN HIGH alarm is activated. A filtered release is in progress. It is unknown how long the release will last.

INITIATING CUES:

- You are an extra SRO on shift.
- Determine any changes needed to be made to the Protective Action Recommendations based upon the new information and perform required actions.

This JPM is TIME CRITICAL.

NOTE: Ensure the turnover sheet that was given to the examinee is returned to the evaluator.

JPM PERFORMANCE INFORMATION

Start Time: _____

NOTE: When providing “Evaluator Cues” to the examinee, care must be exercised to avoid prompting the examinee. Typically cues are only provided when the examinee’s actions warrant receiving the information (i.e., the examinee looks or asks for the indication).

NOTE: Critical steps are marked with a “Y” below the performance step number. Failure to meet the standard for any critical step shall result in failure of this JPM.

Performance Step: 1 Critical <u>N</u> PAR-01	Reviews the PROTECTIVE ACTION DECISION MAKING RECOMMENDATIONS, table PAR-01.
Standard:	Reviews and placekeeps table PAR-01.
Performance:	SATISFACTORY _____ UNSATISFACTORY _____
Comments:	_____

Performance Step: 2 Critical <u>N</u>	Based on Midas dose assessment conditions, determines that the Protective Action Recommendations should be Upgraded from the Default Recommendations.
Standard:	Determines the need to upgrade the Protective Action Recommendations from the default Protective Action Recommendations.
Performance:	SATISFACTORY _____ UNSATISFACTORY _____
Comments:	_____

Performance Step: 3 Critical <u>Y</u> PAR-01	Determines that the Protective Action Recommendations are to: Evacuate, (or shelter if release duration is 1 hour or less), within a 2 mile radius and to 5 miles in the downwind subareas, and shelter downwind subareas from 5 miles to EPZ edge. All others monitor and prepare.
Standard:	Determines that the PAR block "E" should be recommended to the state. This should be determined within 15 minutes from Turnover #2 (start of JPM).
Evaluator Note:	15 minute Notification Clock starts now, Note the Time _____.
Performance:	SATISFACTORY _____ UNSATISFACTORY _____
Comments:	_____

Performance Step: 4 Critical <u>N</u> PAR-02	Recommend that the state initially shelter rather than evacuate the population until conditions improve, based upon given weather conditions.
Standard:	RECOMMEND that the state initially shelter 2-mile radius and 5 mile down wind sub-areas, based on weather conditions.
Evaluator Note:	The student should recommend shelter vice evacuation. However, this is the State of Iowa's decision, it does not constitute failure if not recommended, but should be noted as a competency.
Performance:	SATISFACTORY _____ UNSATISFACTORY _____
Comments:	_____


Performance Step: 5 Critical <u>Y</u>	4. STATUS: [] ACTUAL [] DRILL
Standard: EPIP NOTE-05 Block 4	<div style="border: 2px solid black; padding: 5px; text-align: center;"> 4. STATUS: [] ACTUAL [] DRILL Marked as a DRILL </div>
Evaluator NOTE:	Boxes 1, 2, 3, and 6 are marked during the notification process
Performance:	SATISFACTORY _____ UNSATISFACTORY _____
Comments:	


Performance Step: 6 Critical N	5. IF an EAL is being declared, THEN provide the following message to the offsite agencies, otherwise: <input type="checkbox"/> N/A (and go to step 8) "This is the Duane Arnold Energy Center. We have declared a(n) _____ **, standby for additional information." **State one of the following: <input type="checkbox"/> Unusual Event <input type="checkbox"/> Alert <input type="checkbox"/> Site Area Emergency <input type="checkbox"/> General Emergency
Standard: EPIP NOTE-05 Block 5	5. IF an EAL is being declared, THEN provide the following message to the offsite agencies, otherwise: <input checked="" type="checkbox"/> N/A (and go to step 8) "This is the Duane Arnold Energy Center. We have declared a(n) _____ **, standby for additional information." **State one of the following: <input type="checkbox"/> Unusual Event <input type="checkbox"/> Alert <input type="checkbox"/> Site Area Emergency <input type="checkbox"/> General Emergency
Evaluator NOTE:	Message confirmation check marks are marked during the notification process
Performance:	SATISFACTORY _____ UNSATISFACTORY _____
Comments:	

Performance Step: 7 Critical N	8. Plant Status: <input type="checkbox"/> At Power <input type="checkbox"/> Shutdown
Standard: EPIP NOTE-05 Block 8	<div style="border: 2px solid black; padding: 5px;"> 8. Plant Status: <input type="checkbox"/> At Power <input checked="" type="checkbox"/> Shutdown </div> Marked as the Plant is Shutdown (turnover item)
Performance:	SATISFACTORY _____ UNSATISFACTORY _____
Comments:	

Performance Step: 8 Critical N	9. <input type="checkbox"/> PAR Change Only <input type="checkbox"/> EAL Termination <input type="checkbox"/> Recovery <input type="checkbox"/> N/A
Standard: EPIP NOTE-05 Block 9	<div style="border: 1px solid black; padding: 5px;"> 9. <input type="checkbox"/> PAR Change Only <input type="checkbox"/> EAL Termination <input type="checkbox"/> Recovery <input type="checkbox"/> N/A </div> Marked as PAR Change Only
Performance:	SATISFACTORY _____ UNSATISFACTORY _____
Comments:	

Performance Step: 9 Critical N	10. Facility in Command and Control: <input type="checkbox"/> CR <input type="checkbox"/> TSC <input type="checkbox"/> EOF
Standard: EPIP NOTE-05 Block 10	<div style="border: 1px solid black; padding: 5px;"> 10. Facility in Command and Control: <input type="checkbox"/> CR <input type="checkbox"/> TSC <input type="checkbox"/> EOF </div> Mark the Control Room as the Command and Control Center
Performance:	SATISFACTORY _____ UNSATISFACTORY _____
Comments:	

Performance Step: 10 Critical Y	11. Wind Speed (50m preferred) _____ mph
Standard: EPIP NOTE-05 Block 11	<div style="border: 1px solid black; padding: 5px; display: inline-block;"> 11. Wind Speed (50m preferred)  mph </div> <p>Enters wind speed at 15 mph from the turnover sheet</p>
Performance:	SATISFACTORY _____ UNSATISFACTORY _____
Comments:	

Performance Step: 11 Critical Y	12. Wind Direction (50m preferred) from _____ degrees
Standard: EPIP NOTE-05 Block 12	<div style="border: 1px solid black; padding: 5px; display: inline-block;"> 12. Wind Direction (50m preferred) from  degrees </div> <p>Enters 185 degrees for wind direction from the turnover sheet</p>
Performance:	SATISFACTORY _____ UNSATISFACTORY _____
Comments:	

Performance Step: 12 Critical N	13. Category "F" EAL declaration only, otherwise: <input type="checkbox"/> N/A Fuel cladding Barrier <input type="checkbox"/> Loss <input type="checkbox"/> Pot. Loss RCS Barrier <input type="checkbox"/> Loss <input type="checkbox"/> Pot. Loss Primary Containment Loss <input type="checkbox"/> Loss <input type="checkbox"/> Pot. Loss			
Standard: EPIP NOTE-05 Block 13	13. Category "F" EAL declaration only, otherwise: <input type="checkbox"/> N/A	Fuel cladding Barrier <input type="checkbox"/> Loss <input type="checkbox"/> Pot. Loss	RCS Barrier <input type="checkbox"/> Loss <input type="checkbox"/> Pot. Loss	Primary Containment Barrier <input type="checkbox"/> Loss <input type="checkbox"/> Pot. Loss
Marks the Loss of the Fuel Cladding Barrier, Primary Containment Barrier, and RCS Barrier.				
Performance:	SATISFACTORY _____ UNSATISFACTORY _____			
Comments:				

Performance Step: 13 Critical Y	14. Abnormal Release due to the event? <input type="checkbox"/> Has not occurred (go to block 18) <input type="checkbox"/> Has occurred but is terminated (go to block 15) <input type="checkbox"/> Is occurring (go to block 15)			
Standard: EPIP NOTE-05 Block 14	<div style="border: 2px solid black; padding: 10px;"> 14. Abnormal Release due to the event? <input type="checkbox"/> Has not occurred (go to block 18) <input type="checkbox"/> Has occurred but is terminated (go to block 15) <input type="checkbox"/> Is occurring (go to block 15) </div> Marks "is occurring" and moves on to Block 15			
Performance:	SATISFACTORY _____ UNSATISFACTORY _____			
Comments:				

Performance Step: 14 Critical N	15. Airborne Release to the Environment <input type="checkbox"/> Below Federal Limits (no Kaman Hi-Hi) <input type="checkbox"/> At or Above Federal limits (Kaman Hi-Hi)
Standard: EPIP NOTE-05 Block 15	<div style="border: 1px solid black; padding: 5px;"> 15. Airborne Release to the Environment <input checked="" type="checkbox"/> Below Federal Limits (no Kaman Hi-Hi) <input type="checkbox"/> At or Above Federal limits (Kaman Hi-Hi) </div> Marks Below Federal Limits (no Kaman Hi-Hi)
Performance:	SATISFACTORY _____ UNSATISFACTORY _____
Comments:	

Performance Step: 15 Critical N	16. Type of Release <input type="checkbox"/> Airborne Filtered <input type="checkbox"/> Airborne Unfiltered <input type="checkbox"/> Radioactive Liquid
Standard: EPIP NOTE-05 Block 16	<div style="border: 1px solid black; padding: 5px;"> 16. Type of Release <input checked="" type="checkbox"/> Airborne Filtered <input type="checkbox"/> Airborne Unfiltered <input type="checkbox"/> Radioactive Liquid </div> Marks Airborne Filtered
Performance:	SATISFACTORY _____ UNSATISFACTORY _____
Comments:	

Performance Step: 16 Critical N	17. Projected Duration of Release <input type="checkbox"/> Unknown (4hour default) <input type="checkbox"/> 1 hour or less <input type="checkbox"/> Release Duration estimate: _____ hour(s)
Standard: EPIP NOTE-05 Block 17	<div style="border: 1px solid black; padding: 5px;"> 17. Projected Duration of Release <input type="checkbox"/> Unknown (4 hour default) <input type="checkbox"/> 1 hour or less <input type="checkbox"/> Release Duration estimate: _____ hour(s) </div> SRO checks Unknown (4hour default)
Performance:	SATISFACTORY _____ UNSATISFACTORY _____
Comments:	

Performance Step: 17 Critical Y	18. Time / Date of PAR Change determination or N/A: Time: _____ Date: _____ <input type="checkbox"/> N/A
Standard: EPIP NOTE-05 Block 18	<div style="border: 1px solid black; padding: 5px;"> 18. Time / Date of PAR Change determination or N/A: Time: _____ Date: _____ <input type="checkbox"/> N/A </div> SRO fills in PAR change Date and Time
Performance:	SATISFACTORY _____ UNSATISFACTORY _____
Comments:	

Performance Step: 18 Critical Y	19. Utility Protective Action Recommendations <u>General Emergency</u> [] E												
Standard: EPIP NOTE-05 Block 19	<table border="1"> <tr> <td colspan="4"><u>General Emergency</u></td></tr> <tr> <td>[] D. Dose projections ≥ 1 REM TEDE or ≥ 5 REM CDE at 0-2 miles from the site boundary</td> <td>[] E. Dose projections ≥ 1 REM TEDE or ≥ 5 REM CDE at 2-5 miles from the site boundary OR Rapidly Progressing Severe Accident defined as a Primary Containment Barrier Loss per the EAL Fission Product Barrier table and EITHER of the following conditions: <ul style="list-style-type: none"> Exceeding EAL threshold for Primary Containment Barrier Potential Loss for Radiation/Core Damage ≥ 1 REM TEDE or ≥ 5 REM CDE at the site boundary </td> <td>[] F. Dose Projections ≥ 1 REM TEDE or ≥ 5 REM CDE at 5-10 miles from the site boundary.</td> <td>[] G. Hostile Action in Progress OR Other known impediments</td> </tr> <tr> <td>Evacuate, (or shelter if release duration is 1 hour or less), within a 2 mile radius and to 5 miles in the downwind subareas. All others monitor and prepare.</td> <td>Evacuate, (or shelter if release duration is 1 hour or less), within a 2 mile radius and to 5 miles in the downwind subareas and shelter downwind subareas from 5 miles to EPZ edge. All others monitor and prepare.</td> <td>Evacuate, (or shelter if release duration is 1 hour or less), within a 2 mile radius and to EPZ edge in the downwind subareas, and shelter as appropriate beyond EPZ edge. All others monitor and prepare.</td> <td>Shelter in Place within a 2 mile radius and to 5 miles in the downwind subareas. All others monitor and prepare.</td> </tr> </table>	<u>General Emergency</u>				[] D. Dose projections ≥ 1 REM TEDE or ≥ 5 REM CDE at 0-2 miles from the site boundary	[] E. Dose projections ≥ 1 REM TEDE or ≥ 5 REM CDE at 2-5 miles from the site boundary OR Rapidly Progressing Severe Accident defined as a Primary Containment Barrier Loss per the EAL Fission Product Barrier table and EITHER of the following conditions: <ul style="list-style-type: none"> Exceeding EAL threshold for Primary Containment Barrier Potential Loss for Radiation/Core Damage ≥ 1 REM TEDE or ≥ 5 REM CDE at the site boundary 	[] F. Dose Projections ≥ 1 REM TEDE or ≥ 5 REM CDE at 5-10 miles from the site boundary.	[] G. Hostile Action in Progress OR Other known impediments	Evacuate, (or shelter if release duration is 1 hour or less), within a 2 mile radius and to 5 miles in the downwind subareas. All others monitor and prepare.	Evacuate, (or shelter if release duration is 1 hour or less), within a 2 mile radius and to 5 miles in the downwind subareas and shelter downwind subareas from 5 miles to EPZ edge. All others monitor and prepare.	Evacuate, (or shelter if release duration is 1 hour or less), within a 2 mile radius and to EPZ edge in the downwind subareas, and shelter as appropriate beyond EPZ edge. All others monitor and prepare.	Shelter in Place within a 2 mile radius and to 5 miles in the downwind subareas. All others monitor and prepare.
<u>General Emergency</u>													
[] D. Dose projections ≥ 1 REM TEDE or ≥ 5 REM CDE at 0-2 miles from the site boundary	[] E. Dose projections ≥ 1 REM TEDE or ≥ 5 REM CDE at 2-5 miles from the site boundary OR Rapidly Progressing Severe Accident defined as a Primary Containment Barrier Loss per the EAL Fission Product Barrier table and EITHER of the following conditions: <ul style="list-style-type: none"> Exceeding EAL threshold for Primary Containment Barrier Potential Loss for Radiation/Core Damage ≥ 1 REM TEDE or ≥ 5 REM CDE at the site boundary 	[] F. Dose Projections ≥ 1 REM TEDE or ≥ 5 REM CDE at 5-10 miles from the site boundary.	[] G. Hostile Action in Progress OR Other known impediments										
Evacuate, (or shelter if release duration is 1 hour or less), within a 2 mile radius and to 5 miles in the downwind subareas. All others monitor and prepare.	Evacuate, (or shelter if release duration is 1 hour or less), within a 2 mile radius and to 5 miles in the downwind subareas and shelter downwind subareas from 5 miles to EPZ edge. All others monitor and prepare.	Evacuate, (or shelter if release duration is 1 hour or less), within a 2 mile radius and to EPZ edge in the downwind subareas, and shelter as appropriate beyond EPZ edge. All others monitor and prepare.	Shelter in Place within a 2 mile radius and to 5 miles in the downwind subareas. All others monitor and prepare.										
	SRO marks <u>General Emergency</u> E												
Performance:	SATISFACTORY _____ UNSATISFACTORY _____												
Comments:													

Performance Step: 19 Critical N	20. Additional Information
Standard: EPIP NOTE-05 Block 20	SRO leaves block 20 blank, may write "none", or may provide a clarifying note.
Evaluator NOTE:	It is not necessary to repeat information from previous blocks
Performance:	SATISFACTORY _____ UNSATISFACTORY _____
Comments:	

Performance Step: 20 Critical N	Approval
Standard: EPIP NOTE-05 Block 20	SRO states that the NOTE-05 is ready for approval.
Evaluator CUE:	Print a name and write a signature, date and time. DO NOT correct anything. Return the NOTE-05 to the SRO and tell him to perform the notification.
Performance:	SATISFACTORY _____ UNSATISFACTORY _____
Comments:	

Performance Step: 21 Critical N	1. Using the "All-Call" phone press "All Call" to contact the offsite agencies (<i>inform personnel to standby</i>)
Standard: EPIP NOTE-05 Block 1	SRO presses "All Call" on the "All-Call" phone to contact the offsite agencies (inform personnel to standby) – OR – uses alternate numbers
Evaluator CUE:	Have the SRO simulate using the phone and act as each agency contacted. If the SRO presses "All Call" respond as "Linn County", initials "LC" then "Benton County" initials "BC" then as "State of Iowa" initials "IA"
Evaluator NOTE:	Write down the time _____ you replied as the first agency. This will be the TIME CRITICAL information required for step 18 below. The 15 minute NRC requirement still applies even if alternate phone numbers are used.
Performance:	SATISFACTORY _____ UNSATISFACTORY _____
Comments:	

TURNOVER SHEET #1

This JPM is TIME CRITICAL

- It's Saturday evening and a severe accident has occurred at DAEC.
 - The ERO cannot respond to the plant due to a major ice storm that has ALL Roads in Eastern Iowa closed due to 100% ice covered conditions and multiple accidents.
 - RPV level was at -110 inches for a considerable time, it is now at 30 inches and stable.
 - Emergency Depressurization has been performed.
 - The "C" Main Steam Line is not isolated.
 - The TSC is NOT staffed at this time.
 - An EAL declaration of GENERAL EMERGENCY has been made.
 - State, Local, and National Governmental notifications have been made for this GENERAL EMERGENCY
-

TURNOVER SHEET #2

Continuing INITIAL CONDITIONS:

Since the GENERAL EMERGENCY has been declared and notifications made, the following has occurred

- The Shift Chemist has just run a Midas Dose Assessment, and has reported the following results:
 - The dose assessment predicts the following readings for the area outside the Site Boundary:
 - At 3 miles, the projected TEDE Dose will be 2.5R and the projected CDE Dose will be 4.8R.
 - At 5 miles, the projected TEDE Dose will be 0.9R and the projected CDE Dose will be 2R.
- The STA has completed a "Fuel Damage Assessment" worksheet, which shows that approximately 25% of fuel damage has occurred.
- The current wind speed is 15 mph, from 185 degrees.
- The Off Gas Stack KAMAN HIGH alarm is activated. A filtered release is in progress. It is unknown how long the release will last.

INITIATING CUES:

- You are an extra SRO on shift.
- Determine any changes needed to be made to the Protective Action Recommendations based upon the new information and perform required actions.

This JPM is TIME CRITICAL.