






LEGEND:

-  LIGHT GRAY FINE GRAINED SANDSTONE
-  LIGHT GRAY MEDIUM GRAINED SANDSTONE
-  SHALE WITH SMALL LENSES OF SANDSTONE
-  BLACK SHALE
-  FAULT ZONE - BRECCIA AND GOUGE

SCALE
0 1 2
FEET

NOTES:

DOWNWARD ROTATION OF BEDDING ON THE SOUTH SIDE OF THE FAULT

LOCATION OF CROSS SECTION SHOWN ON PLATE 4-9.

CROSS SECTION CT-2
WEST WALL
COOLING TOWER PIPING TRENCH

C

PLATE 4-10
DAMES & MOORE