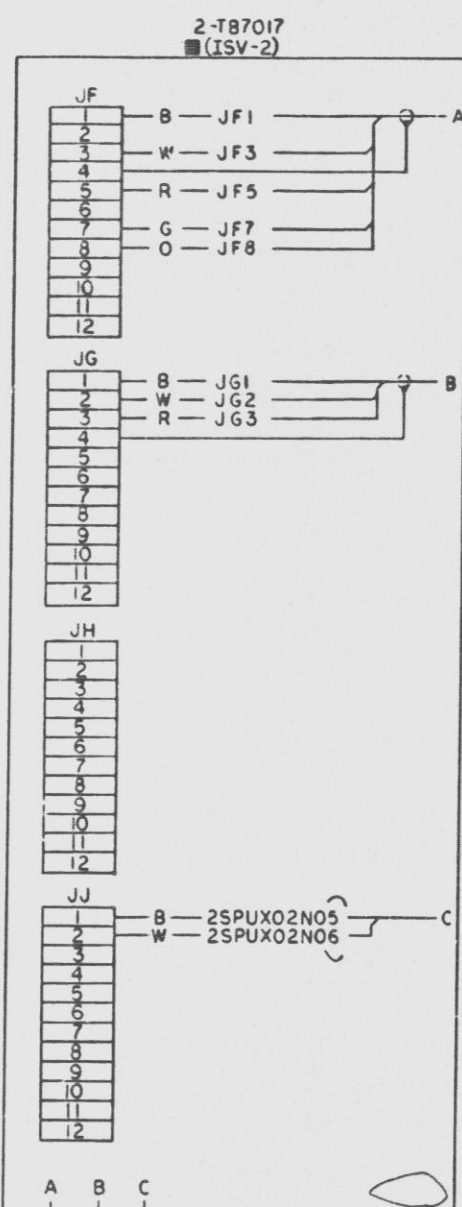


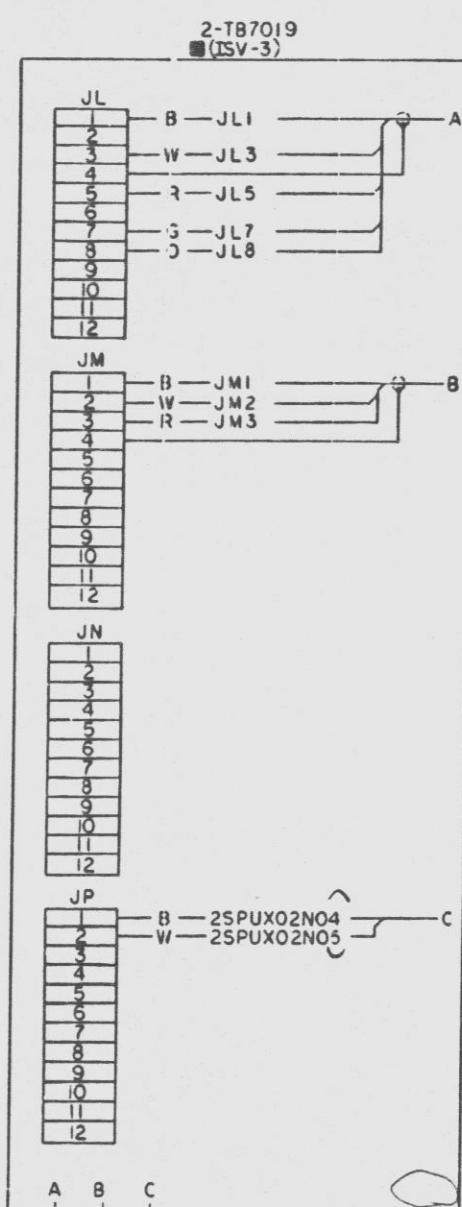
2CEC-PNL845  
(EE-3FL)  
2CEC-PNL846  
(EE-3FL)  
2-JB7160  
(EE-2L)

GE DWG NO. 142C6843 SH 31  
S&W FILE NO. 0001.010-002-047



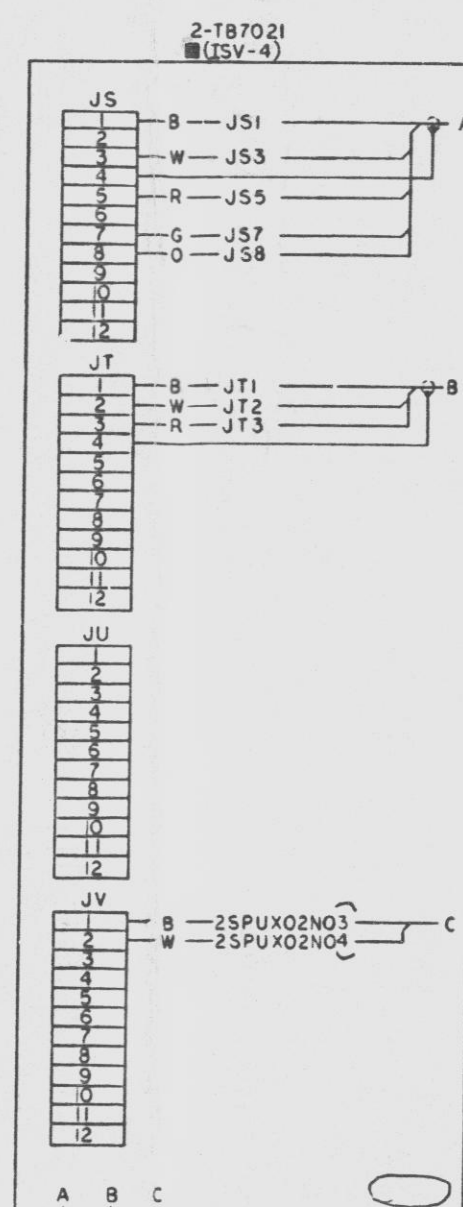
2CEC-PNL845  
(EE-3FL)  
2CEC-PNL846  
(EE-3FL)  
2-JB7160  
(EE-2L)

GE DWG NO. 142C6843 SH 32  
S&W FILE NO. 0001.010-002-048



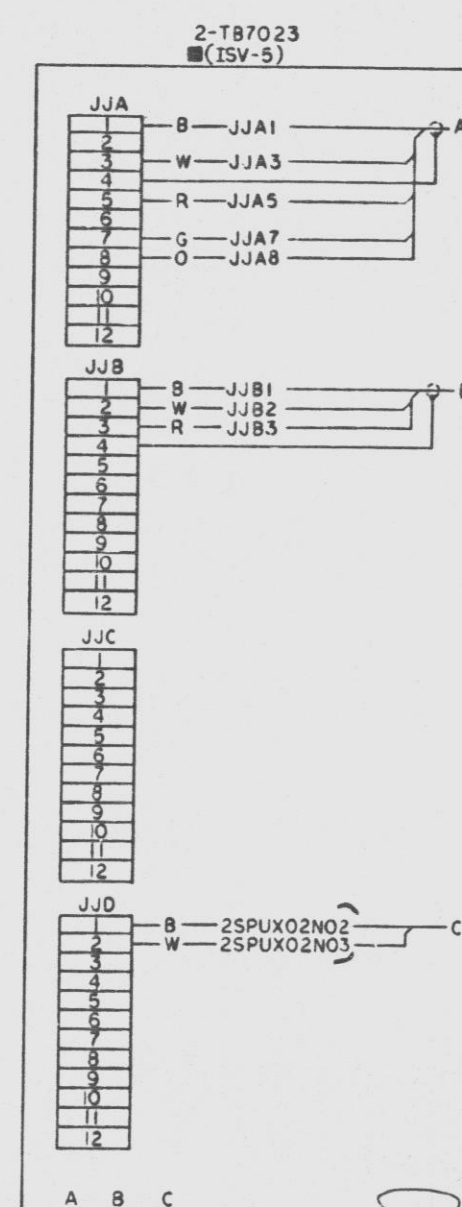
2CEC-PNL845  
(EE-3FL)  
2CEC-PNL846  
(EE-3FL)  
2-JB7160  
(EE-2L)

GE DWG NO. 142C6843 SH 33  
S&W FILE NO. 0001.010-002-049



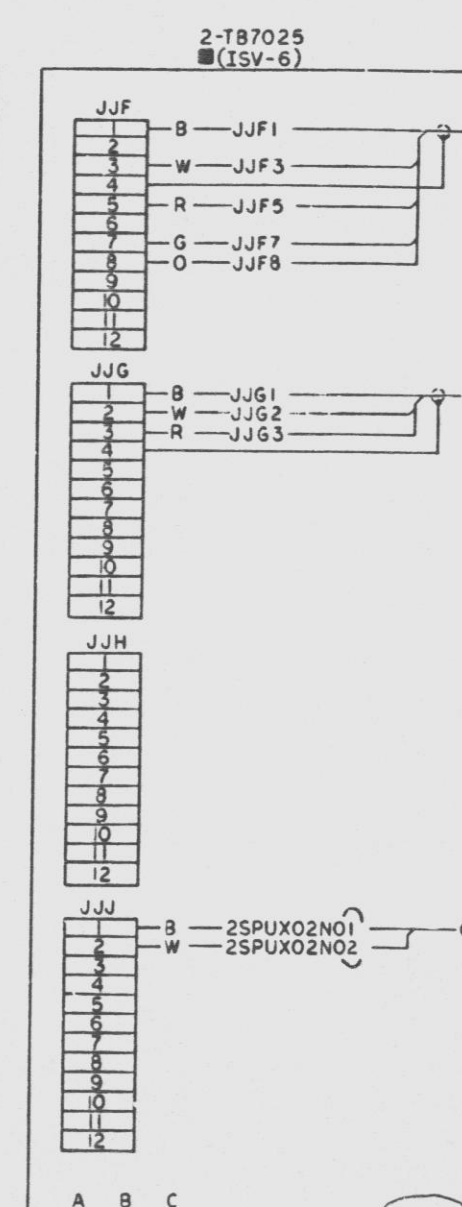
2CEC-PNL845  
(EE-3FL)  
2CEC-PNL846  
(EE-3FL)  
2-JB7160  
(EE-2L)

GE DWG NO. 142C6843 SH 34  
S&W FILE NO. 0001.010-002-050



2CEC-PNL845  
(EE-3FL)  
2CEC-PNL846  
(EE-3FL)  
2-JB7160  
(EE-2L)

GE DWG NO. 142C6843 SH 35  
S&W FILE NO. 0001.010-002-051



2CEC-PNL845  
(EE-3FL)  
2CEC-PNL846  
(EE-3FL)  
2-JB7160  
(EE-2L)

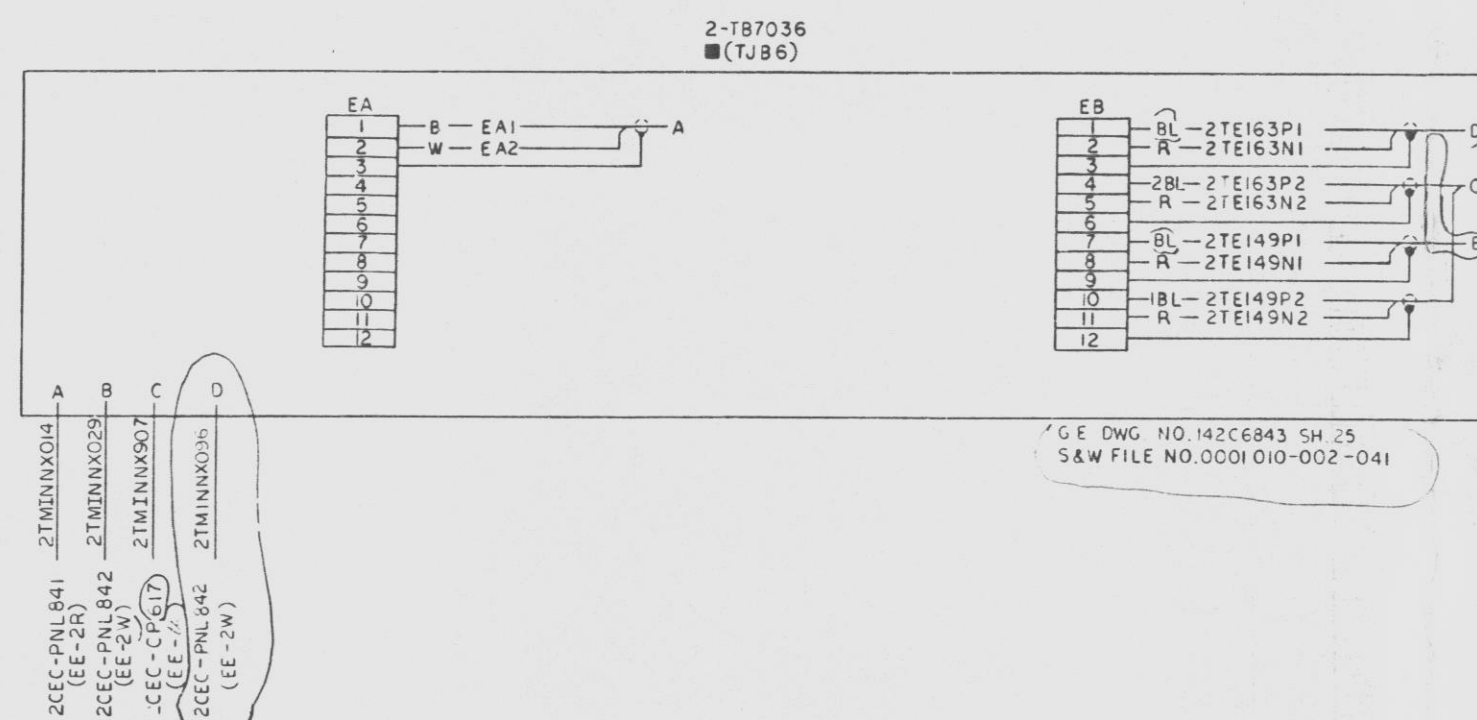
GE DWG NO. 142C6843 SH 36  
S&W FILE NO. 0001.010-002-052

## NOTES:

1. ■ INDICATES GE EQUIPMENT NUMBER.

## REFERENCE:

ELECTRICAL WIRE AND CABLE NOTES  
STD ME-1-7-3 & ME-1-8-2  
CKT NO. 2SPUX02 ESK NO. 85PU06



GE DWG NO. 142C6843 SH 25  
S&W FILE NO. 0001.010-002-041

QA CAT II



APPROVED *Kirk L. Anna*  
LICENSED PROFESSIONAL ENGINEER, NO. 55786  
STATE OF NEW YORK  
ALTERATION EXCEPT BY A LICENSED PROFESSIONAL ENGINEER IS ILLEGAL

WIRING DIAGRAM  
TURBINE TERMINAL BOXES

NINE MILE POINT NUCLEAR STATION - UNIT 2  
NIAGARA MOHAWK POWER CORPORATION  
STONE & WEBSTER ENGINEERING CORPORATION  
BOSTON, MASS.

DRAWING NUMBER 12177-EE-2K-2

DESIGNED BY T. BOHNER  
CHECKED BY C. HENDERSON  
DRAWN BY T. BOHNER

THE INFORMATION ON THIS DRAWING MAY NOT BE COPIED  
OR USED FOR OTHER THAN THE CONSTRUCTION,  
MAINTENANCE OR REPAIR OF THE PLANT FACILITY  
DESCRIBED IN THE TITLE BLOCK.

SEE RECORD OF DRAWING  
CHANGES BCE-2K-2  
10-CH  
34D  
2