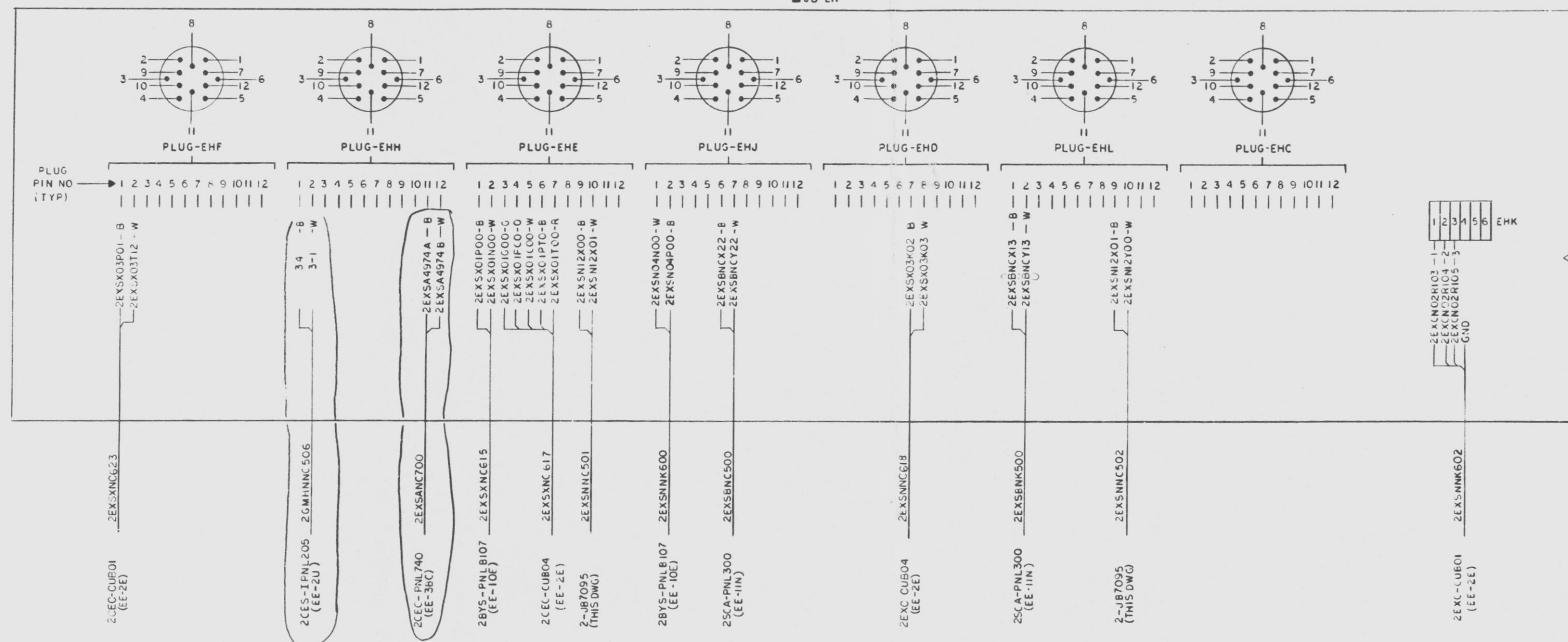
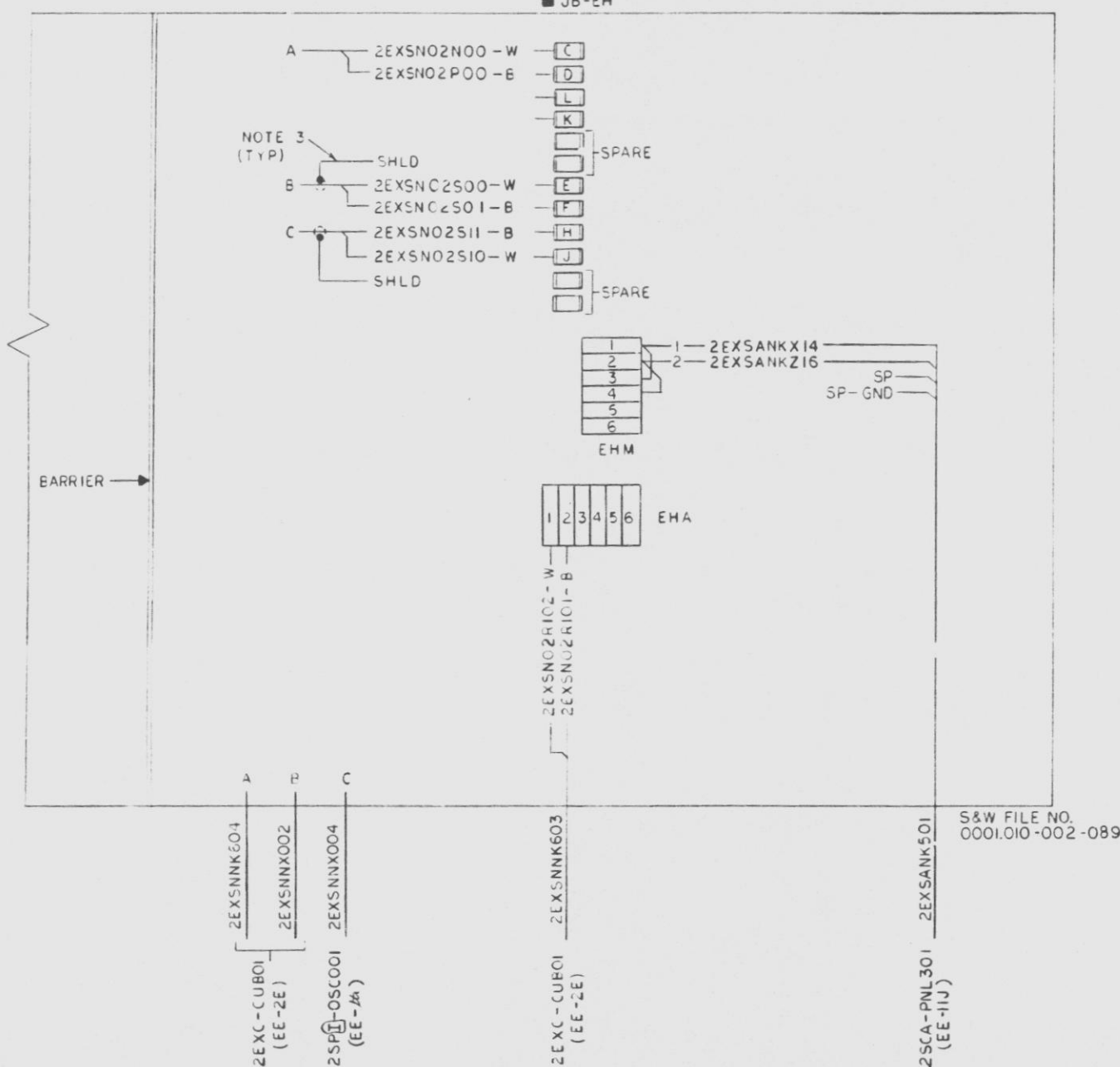
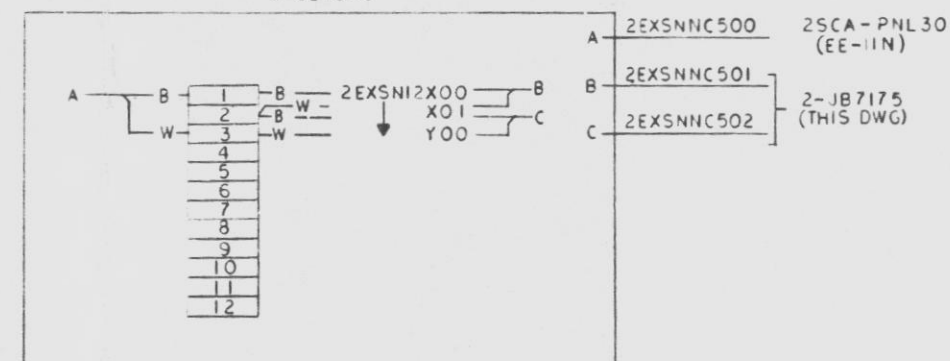


2-JB7175
JB-EH2-JB7175
JB-EHS&W FILE NO.
0001.010-002-089

2-JB7095



NOTES:

- INDICATES G.E. EQUIPMENT NUMBER.
- ELECTRICAL WIRE AND CABLE NOTES
STD-ME-1-7-3 AND STD-ME-1-8-2.

REFERENCES:

- GENERATOR ELECTRICAL OUTLINE
GE-779E966
S&W FILE-0001.010-002-007

TI
APERTURE
CARD

CKT. NO. 2EXSNO2
2EXSNO4
2EXSNI2.X01
2EXSX03
ALM. 1979

ESK. NO. 8EXS03.10
8EXS09
8EXS02
8EXS04
10THAS17

QA CAT II



APPROVED
T. Böhner
LICENSED PROFESSIONAL ENGINEER, NO. 55786
STATE OF NEW YORK
ALTERATION EXCEPT BY A LICENSED PROFESSIONAL ENGINEER IS ILLEGAL

WIRING DIAGRAM
MAIN GENERATOR EXCITATION

NINE MILE POINT NUCLEAR STATION - UNIT 2
NIAGARA MOHAWK POWER CORPORATION
STONE & WEBSTER ENGINEERING CORPORATION
BOSTON, MASS.

DRAWING NUMBER 12177-EE-2D-3

Designed by T. BOHNER
Drawn by V. BERTINO
Checked by T. BOHNER

THE INFORMATION ON THIS DRAWING MAY NOT BE COPIED
OR USED FOR OTHER THAN THE CONSTRUCTION,
MAINTENANCE OR REPAIR OF THE PLANT FACILITY
DESCRIBED IN THE TITLE BLOCK.

6	5	4	3	2	1	ORIGINAL ISSUE
ISSUE	DESCRIPTION	CHD	CON	APP	DATE	ISSUE
ARCH. CONC. STEEL L&P INST. M.D.A.V. P.S. S.A. S.S. ELEC. LTB. MATL.	ARCH. CONC. STEEL L&P INST. M.D.A.V. P.S. S.A. S.S. ELEC. LTB. MATL.	ARCH. CONC. STEEL L&P INST. M.D.A.V. P.S. S.A. S.S. ELEC. LTB. MATL.	ARCH. CONC. STEEL L&P INST. M.D.A.V. P.S. S.A. S.S. ELEC. LTB. MATL.	ARCH. CONC. STEEL L&P INST. M.D.A.V. P.S. S.A. S.S. ELEC. LTB. MATL.	ARCH. CONC. STEEL L&P INST. M.D.A.V. P.S. S.A. S.S. ELEC. LTB. MATL.	ARCH. CONC. STEEL L&P INST. M.D.A.V. P.S. S.A. S.S. ELEC. LTB. MATL.
90						90