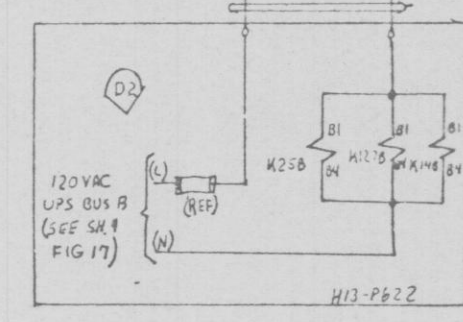
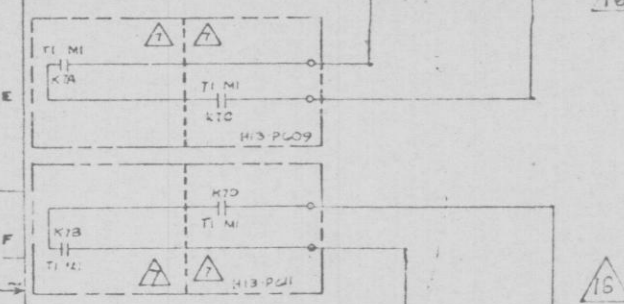
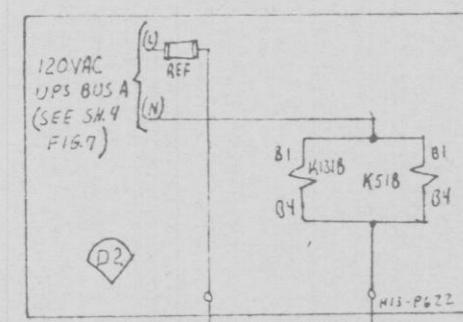


GENERAL ELECTRIC
NUC STEAM SUPPLY SHUTOFF SYSTEM
J. O. 12177

ALL DIMENSIONS (D2)
UNLESS OTHERWISE INDICATED
ON THIS SHEET.
PROC ROUTE IN
CC-OUT PER



- B22-F022A
12177-ESK-7MSS13
- B22-F022B
12177-ESK-7MSS14
- B22-F022C
12177-ESK-7MSS15
- B22-F022D
12177-ESK-7MSS16
- B22-F022A
12177-ESK-7MSS13
- B22-F022B
12177-ESK-7MSS14
- B22-F022C
12177-ESK-7MSS15
- B22-F022D
12177-ESK-7MSS16
- 99-1-2ISCBO1
12177-ESK-7MSS16

MAIN STEAM LINE ISOLATION VALVES (INBOARD)

PRC
APERTURE
CARD

G. Boghosian
M. Schildroth
J. Dacanay
J. Schauf
A. Gross
E. Hubner
J. Carey

LINE CODE: NONE

STONE & WEBSTER ENGINEERING CORPORATION NINE MILE POINT NUCLEAR STATION - UNIT 2 NIAGARA MOHAWK POWER CORPORATION J. O. 12177		MANUFACTURER'S DRAWING DATA FORM	
INSTRUCTIONS TO SUPPLIER (E2) COMMENTS AS NOTED APPROVED AS REVISED RELEASED FOR FABRICATION RELEASED FOR MATERIAL PURCHASE		RESP. ENG. J. CAREY (E1) RESP. DES. ENG. B. RUSSELL (E1) INSTRUCTIONS TO DESIGN (E1)	
SUPPLIER TO RESUBMIT Q. REVISED PRINTS T. REVISED MICROFILM Y. APERTURE CARDS		I-O INFORMATION ONLY P-L PRELIMINARY LAYOUT P-S PRODUCTION STUDIES R-C REVIEW AND COMMENT F-D FINAL DETAILS	
FOR REVIEW FOR RECORD NONE REQUIRED		NEW NEW REV. REVISED	
NOTES: (E1) FOR INFORMATION ONLY RETURN TO SUPPLIER NOT REQUIRED		DATE TO DESIGN (C) 1-9-81 REQUIRED RETURN DATE (E1)	
DESIGN ENGINEER'S DATE STAMP (D) IN: JAN 16 1981 C.A. LVE		DESIGN GROUP ROUTING (D)	
INSTRUCTIONS TO DESIGN (E1) I-O P-L P-S R-C F-D NEW REV		ROUTE	
INITIALS OF SELECTED REVIEWERS See Sec 9		ARCHITECTURE CIVIL CONCRETE STEEL BUILDING SERVICE INSTRUMENT MECHANICAL PIPE SUPPORT STRESS MACHINE DESIGN/VESSEL LIGHTING MODEL SHOP EXTENSION OFFICE CONTROL	
RESPONSIBLE ENGINEER'S DATE STAMP (E2) JAN 13 1981 J.O. CAREY		PROJECT CLERK (E1) RESP. DESIGN ENGINEER (E1) RESP. ENGINEER - ON DWS RECEIPT (E1) RESP. ENGINEER - AFTER DWS REVIEW (E1) MICROFILM APERTURE CARD (E1) REVIEWER INITIALS	
SUPERSEDES S & W FILE NO. (E1) 12177-ESK-7MSS13 (35-381)		S & W EQUIP. ID CODE (E1) AREA DESIGNATION CODES (E1) 75-801	
REMARKS (C) (LIMIT TO 25 CHARACTERS & BLANKS) (35-74) T-1076 7.212-001-064A		MFR'S. DWS NO. (C) (LIMIT TO 24 CHARACTERS & BLANKS) (37-60)	
MFR'S. NAME (C) (LIMIT TO 20 CHARACTERS & BLANKS) (37-60) GENERAL ELECTRIC		DATE MONTH DAY YEAR (31-33) MAX DAYS (33-33) 01/07/81 01	
FUNCTIONAL TITLE (E1) (LIMIT TO 44 CHARACTERS & BLANKS) (37-60) NUC STEAM SUPPLY SHUTOFF		S & W FILE NO. (E1) (11-20) (31-33) 12177 00	
JOB ORDER NO. 12177 00		ATTACH TO MFR'S. DRAWING	