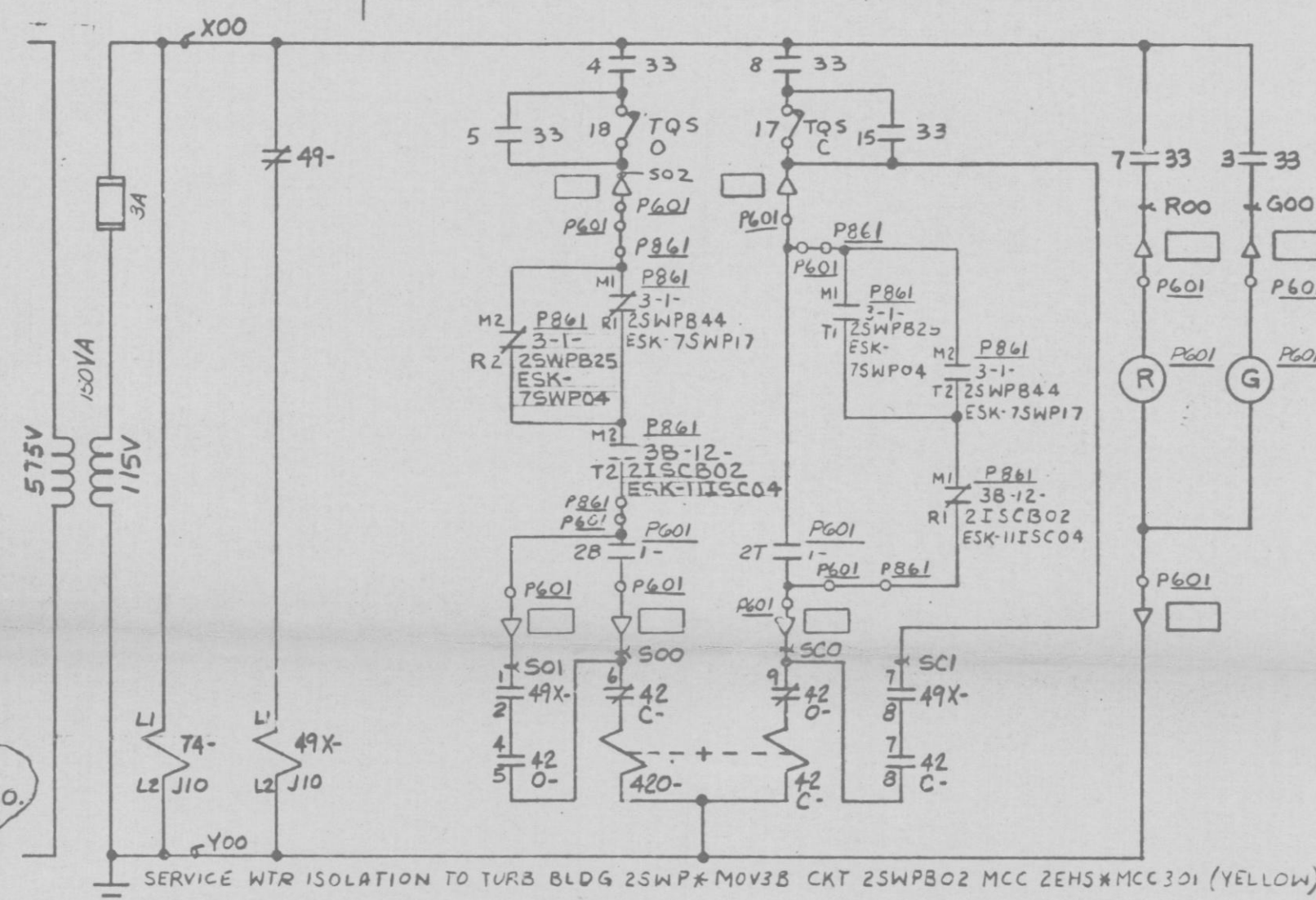
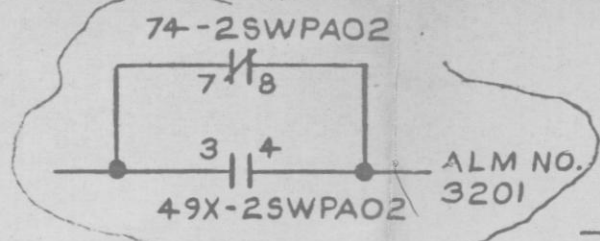


49X-2SWPA02
7-11-8 THIS DWG
5-11-6 SPARE
3-11-4 THIS DWG
1-11-2 THIS DWG

49X-2SWPB02
7-11-8 THIS DWG
5-11-6 SPARE
3-11-4 THIS DWG
1-11-2 THIS DWG



74-2SWPA02
1-11-2 SPARE
3-11-4 INOP ESK-7SWP06
5-11-6 SPARE
7-11-8 THIS DWG

74-2SWPB02
1-11-2 SPARE
3-11-4 INOP ESK-7SWP07
5-11-6 SPARE
7-11-8 THIS DWG

NOTES:
1. VALVE LIMIT SWITCHES LOCATED ON VALVE ACTUATOR. ALL OTHER EQUIPMENT LOCATED AT MCC UNLESS OTHERWISE NOTED.
2. LOGIC DIAG LSK-9-10F

PRC
APERTURE
CARD

NUCLEAR SAFETY RELATED
QA CAT I

AC ELEM DIAG-600V MCC CKTS
SRVCE WTR TO TURB BLDG MOV'S
NINE MILE POINT NUCLEAR STATION-UNIT 2
NIAGARA MOHAWK POWER CORPORATION

STONE & WEBSTER ENGINEERING CORPORATION

12177-ESK-6SWP01

12154

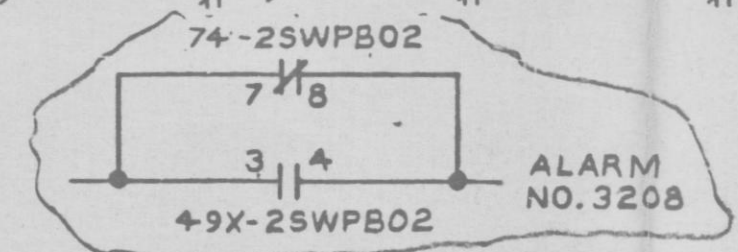
| R | O | LIMIT SWITCH DEVELOPMENT | | | |
|----|---|--------------------------|---------------|---|-------------|
| | | VALVE POSITION | | FUNCTION | |
| | | FULL OPEN | 5% 95% CLOSED | 2SWP*MOV3A | 2SWP*MOV3B |
| 1 | 1 | | | SPARE | SPARE |
| 1 | 2 | | | SPARE | SPARE |
| 1 | 3 | | | GREEN LT | GREEN LT |
| 1 | 4 | | | OPEN LIMIT | OPEN LIMIT |
| 1 | 5 | | | BY-PASS | BY-PASS |
| 2 | 1 | | | SPARE | SPARE |
| 2 | 2 | | | RED LT | RED LT |
| 2 | 3 | | | CLOSE LIMIT | CLOSE LIMIT |
| 2 | 4 | | | SPARE | SPARE |
| 2 | 5 | | | BY-PASS | BY-PASS |
| 3 | 1 | | | SPARE | SPARE |
| 3 | 2 | | | BY-PASS | BY-PASS |
| 3 | 3 | | | SPARE | SPARE |
| 3 | 4 | | | BY-PASS | BY-PASS |
| 3 | 5 | | | SPARE | SPARE |
| 4 | 1 | | | BY-PASS | BY-PASS |
| 4 | 2 | | | SPARE | SPARE |
| 4 | 3 | | | BY-PASS | BY-PASS |
| 4 | 4 | | | SPARE | SPARE |
| 4 | 5 | | | BY-PASS | BY-PASS |
| 17 | 1 | | | CLOSING TORQUE SW INTERRUPTS CLOSING CYCLE IF MECHANICAL OVERLOAD OCCURS DURING CLOSING CYCLE | |
| 18 | 1 | | | OPENING TORQUE SW INTERRUPTS OPENING CYCLE IF MECHANICAL OVERLOAD OCCURS DURING OPENING CYCLE | |

420-2SWPA02
4-11-5 THIS DWG
1-11-9 SPARE
13-11-14 SPARE
15-11-16 SPARE
1-11-17 NOT WIRED OUT

42C-2SWPA02
7-11-8 THIS DWG
1-11-6 SPARE
17-11-18 SPARE
19-11-20 SPARE
1-11-21 NOT WIRED OUT

420-2SWPB02
4-11-5 THIS DWG
1-11-9 SPARE
13-11-14 SPARE
15-11-16 SPARE
1-11-17 NOT WIRED OUT

42C-2SWPB02
7-11-8 THIS DWG
1-11-6 SPARE
17-11-18 SPARE
19-11-20 SPARE
1-11-21 NOT WIRED OUT



| DESIGN CONTROL | DESIGN CONTROL | REV | DATE | BY | CHKD | DATE | BY | CHKD | DATE |
|----------------|---------------------|--------|--------|--------|----------|----------|----------|----------|----------|
| ISSUE 2 | ISSUE | 6-4-62 | 3/1/71 | 6-6-77 | 10/31/73 | 10/31/73 | 10/31/73 | 10/31/73 | 10/31/73 |
| ECN-001 | INCORP. EDCR G40019 | | | | | | | | |
| | | | | | | | | | |

D