

Security-Related Information
Figure Withheld Under 10 CFR 2.390

WATERFORD STEAM
ELECTRIC STATION #3

RADIATION ZONES
REACTOR AUXILIARY BUILDING
PLAN EL. +46.00'

FIGURE 12.3-1

Security-Related Information
Figure Withheld Under 10 CFR 2.390

WATERFORD STEAM
ELECTRIC STATION #3

RADIATION ZONES
REACTOR AUXILIARY BUILDING PLAN
EL. +21.00'

FIGURE 12.3-1a

Security-Related Information
Figure Withheld Under 10 CFR 2.390

97)

WATERFORD STEAM
ELECTRIC STATION #3

RADIATION ZONES
REACTOR AUXILIARY BUILDING
PLAN EL. (-)4.00'
FIGURE 12.3-1b

Security-Related Information
Figure Withheld Under 10 CFR 2.390

Security-Related Information
Figure Withheld Under 10 CFR 2.390

REVISION 9 (12/97)

WATERFORD STEAM
ELECTRIC STATION #3

RADIATION ZONES
REACTOR AUXILIARY BUILDING
SECTION (SHEET 1)

FIGURE 12.3-2a

Security-Related Information
Figure Withheld Under 10 CFR 2.390

Security-Related Information
Figure Withheld Under 10 CFR 2.390

WATERFORD STEAM
ELECTRIC STATION •3

RADIATION ZONES
REACTOR AUXILIARY BUILDING
SECTION (SHEET 3)

FIGURE 12.3-3

REF DWG: G-140 (REV18)

Security-Related Information
Figure Withheld Under 10 CFR 2.390

7)
WATERFORD STEAM
ELECTRIC STATION #3

RADIATION ZONES
REACTOR AUXILIARY BUILDING
PLAN & SECTIONS (SHEET 4)

FIGURE 12.3-3a

→ (DRN 01-422)

Figure 12.3-3b has been incorporated by reference in accordance with NEI 98-03.

Figure information can be found in Drawing G-141.

← (DRN 01-422)

Security-Related Information
Figure Withheld Under 10 CFR 2.390

LOUISIANA POWER & LIGHT CO.
Waterford Steam Electric Station

RADIATION ZONES
FUEL HANDLING BUILDING
SECTIONS
FIGURE 12.3-4

Security-Related Information
Figure Withheld Under 10 CFR 2.390

LOUISIANA POWER & LIGHT CO.
Waterford Steam Electric Station

RADIATION ZONES
REACTOR BUILDING
PLAN EL (+) 46.00'

FIGURE 12.3-4a

Security-Related Information
Figure Withheld Under 10 CFR 2.390

() INDICATES SHUTDOWN CONDITIONS

REF DWG: LOU-1564-G-144 (REV. 11)

LOUISIANA POWER & LIGHT CO.
Waterford Steam Electric Station

RADIATION ZONES
REACTOR BUILDING
PLAN EL (+) 21.00'

FIGURE 12.3-4b

→ (DRN 01-422)

Figure 12.3-5 has been incorporated by reference in accordance with NEI 98-03.

Figure information can be found in Drawing G-145.

← (DRN 01-422)

N
↑

Security-Related Information
Figure Withheld Under 10 CFR 2.390

LOUISIANA POWER & LIGHT CO.
Waterford Steam Electric Station

RADIATION ZONES
REACTOR BUILDING
PLAN EL (-) 35.00'

FIGURE 12.3-5a

Security-Related Information
Figure Withheld Under 10 CFR 2.390

LOUISIANA POWER & LIGHT CO.

Waterford Steam Electric Station

RADIATION ZONES
REACTOR BUILDING
SECTION (SHEET 1)

FIGURE 12.3-5b

Security-Related Information
Figure Withheld Under 10 CFR 2.390

IS)

Security-Related Information
Figure Withheld Under 10 CFR 2.390

REF DWG: LOU-1564-G-148 (REV. 10)

LOUISIANA POWER & LIGHT CO. Waterford Steam Electric Station
RADIATION ZONES REACTOR BUILDING SECTION (SHEET 3) FIGURE 12.3-6a

Security-Related Information
Figure Withheld Under 10 CFR 2.390

S
L

LOUISIANA POWER & LIGHT CO.
Waterford Steam Electric Station

RADIATION ZONES
TURBINE BUILDING
OPERATING FLOOR – PLAN

FIGURE 12.3-6b

Security-Related Information
Figure Withheld Under 10 CFR 2.390

REF DWG: LOU-1564-G-130 (REV. 11)

LOUISIANA POWER & LIGHT CO.

Waterford Steam Electric Station

RADIATION ZONES
TURBINE BUILDING
MEZZANINE FLOOR – PLAN

FIGURE 12.3-7

Security-Related Information
Figure Withheld Under 10 CFR 2.390

REVISION 4 (02/00)

Waterford Steam Electric Station #3

**RADIATION ZONES
TURBINE BUILDING
GROUND FLOOR - PLAN**

FIGURE 12.3-7a

Security-Related Information
Figure Withheld Under 10 CFR 2.390

LOUISIANA POWER & LIGHT CO. Waterford Steam Electric Station
RADIATION ZONES TURBINE BUILDING SECTION FIGURE 12.3-7b

Security-Related Information
Figure Withheld Under 10 CFR 2.390

NOTE: FOR GENERAL
ARRANGEMENT INFORMATION
REFER TO FSAR CHAPTER 1
GENERAL ARRANGEMENT
FIGURE 1.2-1 THRU 1.2-25.

REVISION 4 (12/80)

Waterford Steam Electric Station #3

**RADIATION ZONES
TURBINE BUILDING
SECTIONS**

FIGURE 12.3-8

Security-Related Information
Figure Withheld Under 10 CFR 2.390

REVISION 307 (07/13)

WATERFORD STEAM
ELECTRIC STATION #3

RADIATION ZONES ORIGINAL
STEAM GENERATOR STORAGE
FACILITY BUILDING

FIGURE 12.3-8a

Security-Related Information
Figure Withheld Under 10 CFR 2.390

LOUISIANA POWER & LIGHT CO.
Waterford Steam Electric Station #3

REACTOR AUXILIARY BUILDING
NORMAL VENTILATION SYSTEM
DUCTWORK PLAN VIEW

REF DWG: LOU-1694-S-883 SH 1 REV 1B

FIGURE 12.3-8

Security-Related Information
Figure Withheld Under 10 CFR 2.390

LEGEND:

* LOCATED ON THE SIDE WITH ACCESS DOORS

① HALF COUPLING FOR P CONNECTION*

② COUPLING FOR THERMOCOUPLE*

③ PLUG FOR HUMIDITY SENSING EQUIPMENT*

LOUISIANA POWER & LIGHT CO.

Waterford Steam Electric Station

REACTOR AUXILIARY BUILDING
NORMAL VENTILATION SYSTEM
DUCTWORK SECTION VIEW

REF. DWG. LOU1564-G-864 S01 REV. 2

FIGURE 12.3-10

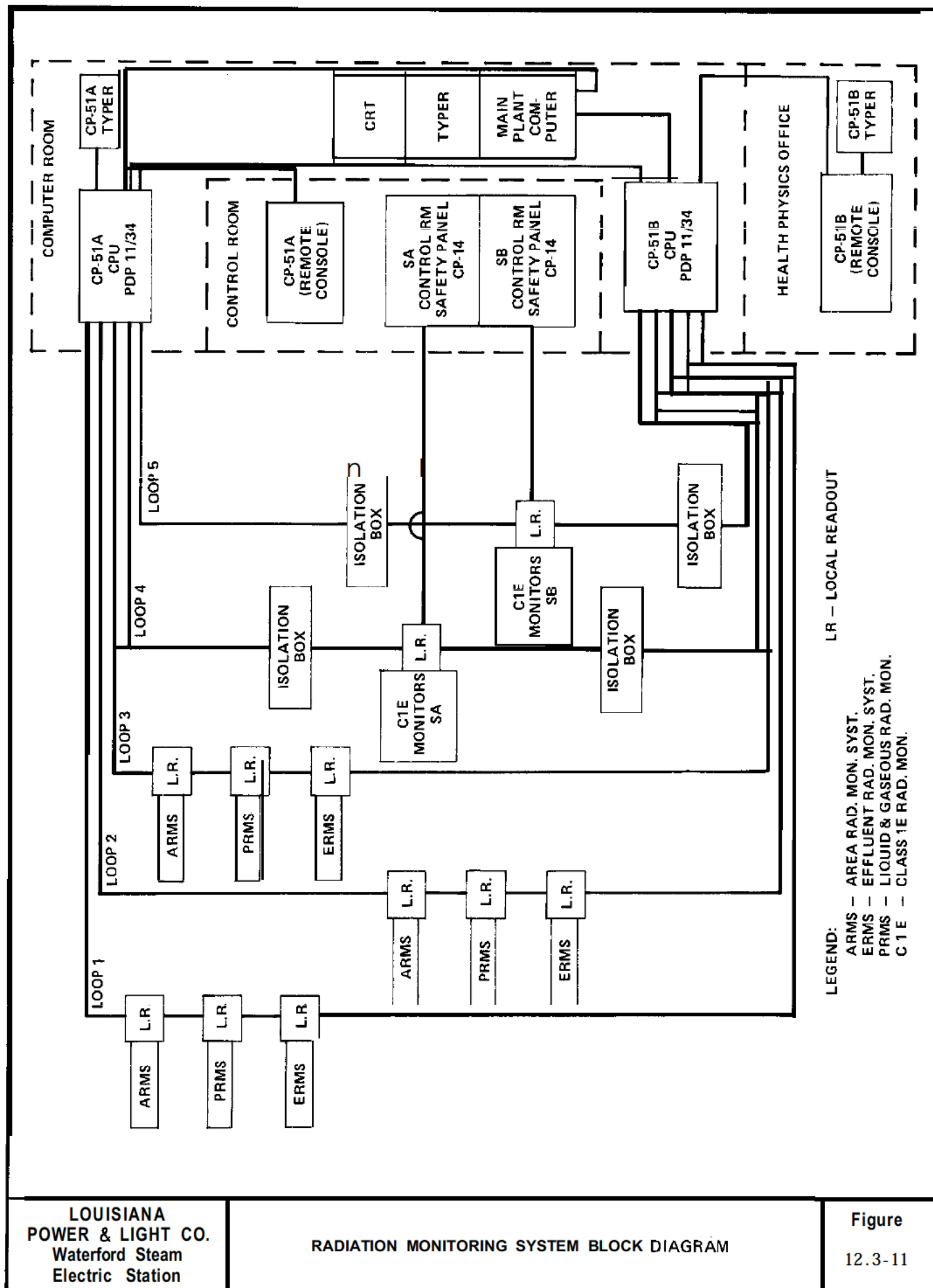


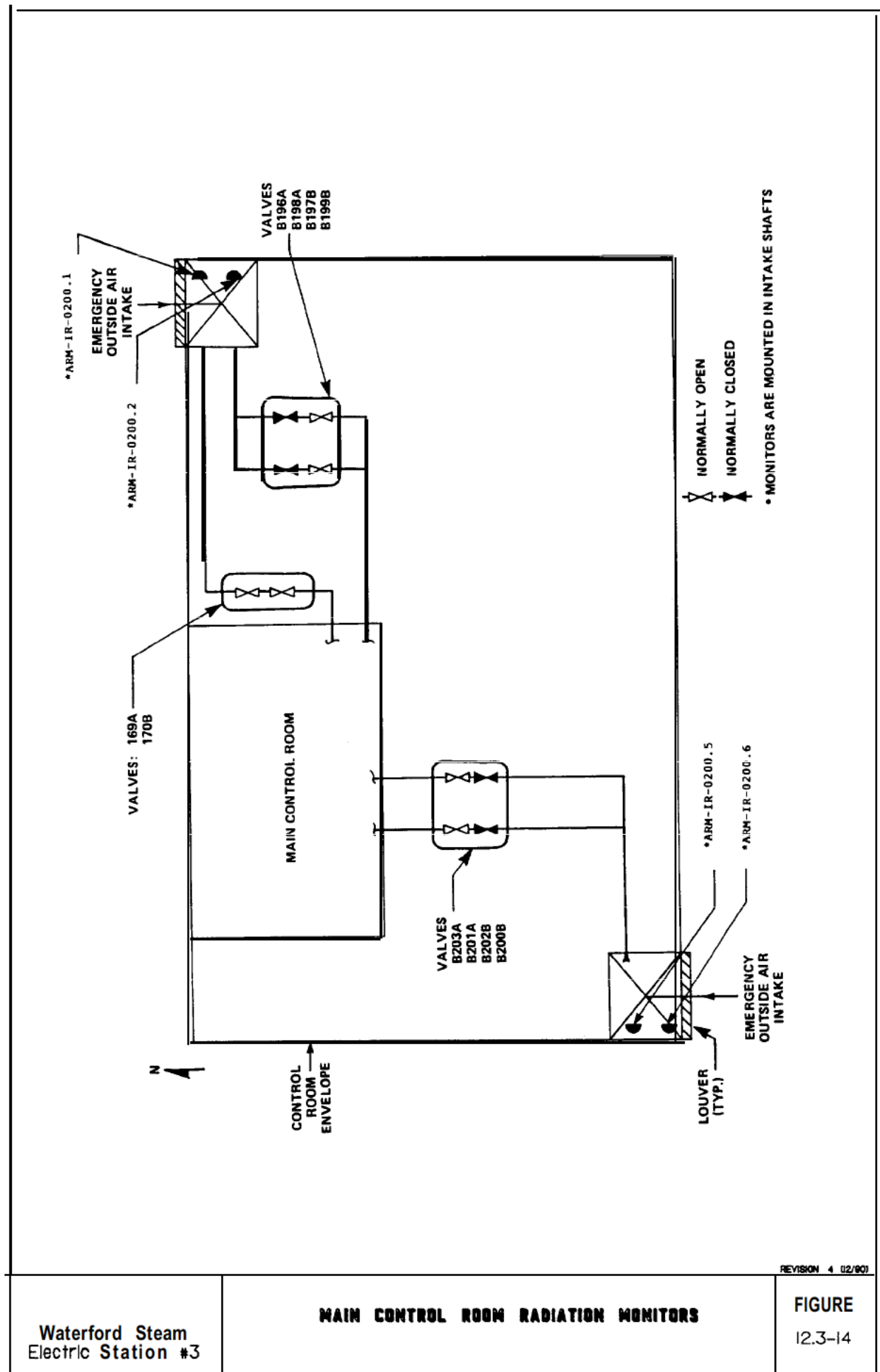
FIGURE 12.3-12
HAS BEEN INTENTIONALLY
DELETED

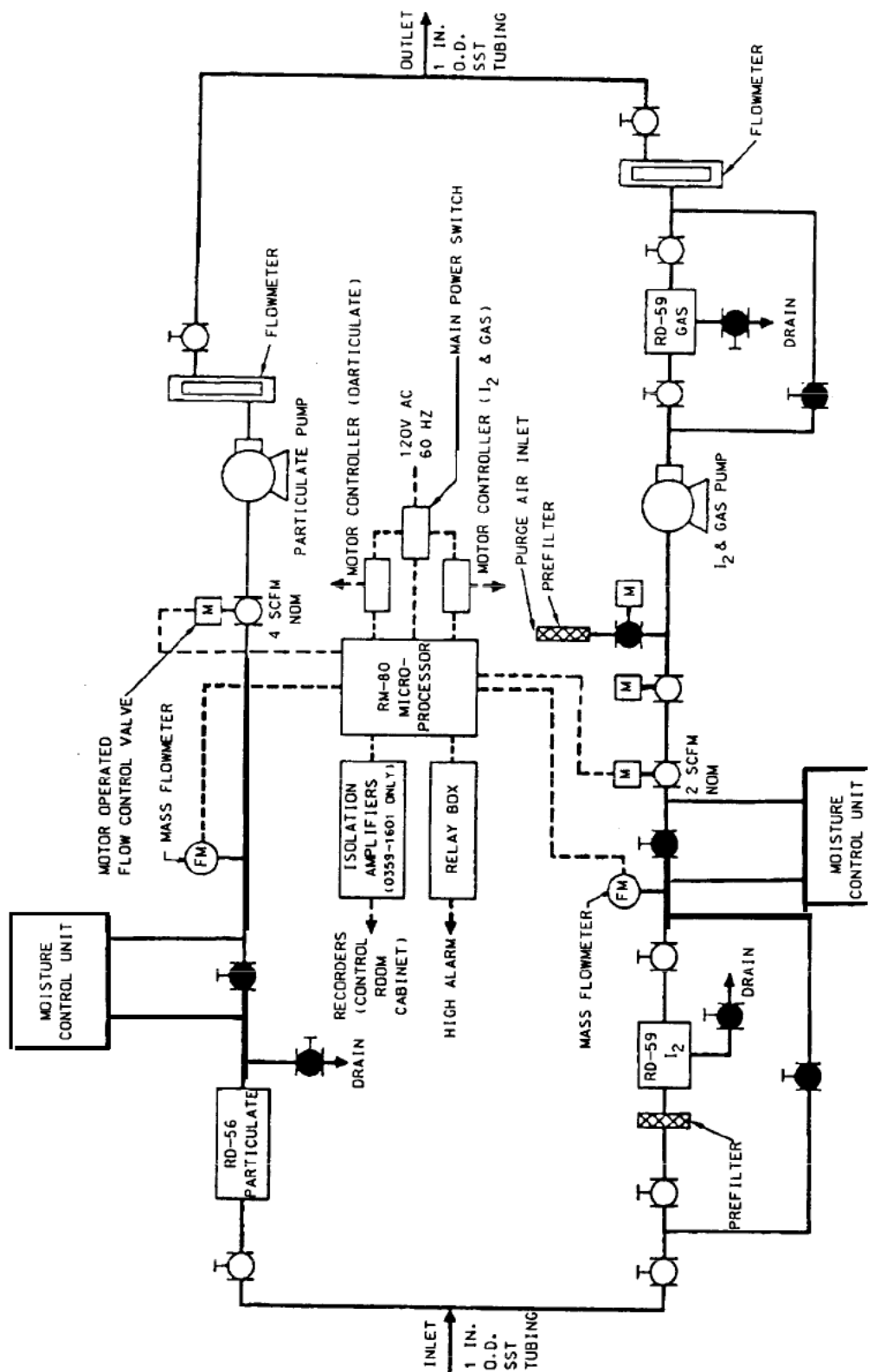
REVISION 4 02/00

→ (DRN 99-2362)

Figure 12.3-13 has been Intentionally Deleted.

← (DRN 99-2362)





REVISION 5 (12/91)