

TVA

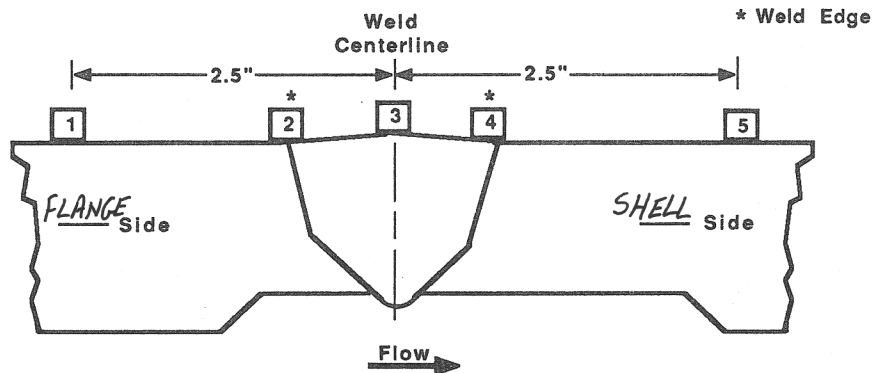
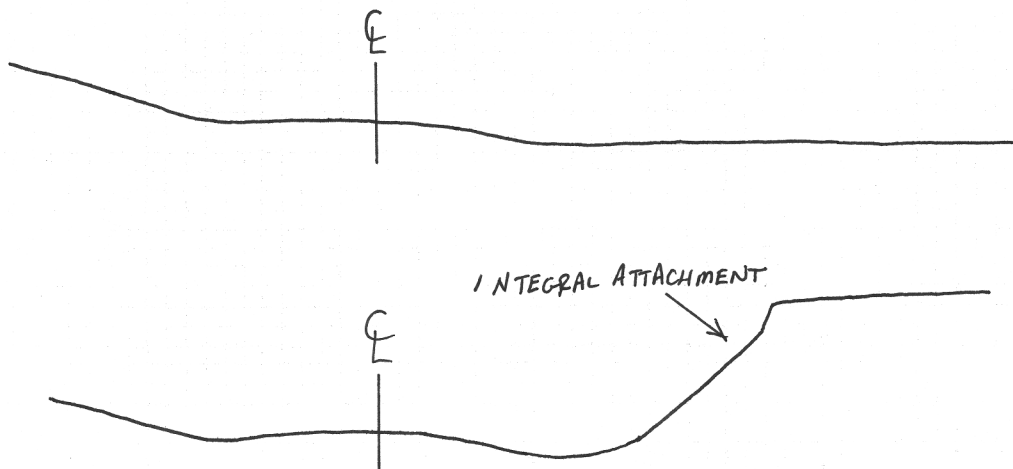
WALL THICKNESS
PROFILE SHEET

REPORT NO:

R-P1378

PROJECT: WBNWELD NO: RHRHX-2-2BUNIT: 2SYSTEM: RHRRecord Thickness Measurements As
Indicated, Including Weld Width,
Edge-To-Edge At 0°

Position	0°	90°	180°	270°
1	1.35	1.38	1.43	1.33
2	1.20	1.30	1.30	1.27
3	1.13	1.15	1.22	1.20
4	1.06	1.06	1.04	1.06
5	1.02	1.02	1.02	1.02

CROWN HEIGHT: .06" DIAMETER: 37"CROWN WIDTH: 1.60" WELD LENGTH: 118.5"EXAMINER: Clay D. Seiber ^{CLAY SULLIVAN}REVIEWED BY: Danue DuceyANII: B. EarnighLEVEL: IIDATE: 1-10-11DATE: 2/5/11DATE: 1/3/11PAGE 5 OF 7

TVA

Office of Nuclear Power

PROJECT: WBN-2

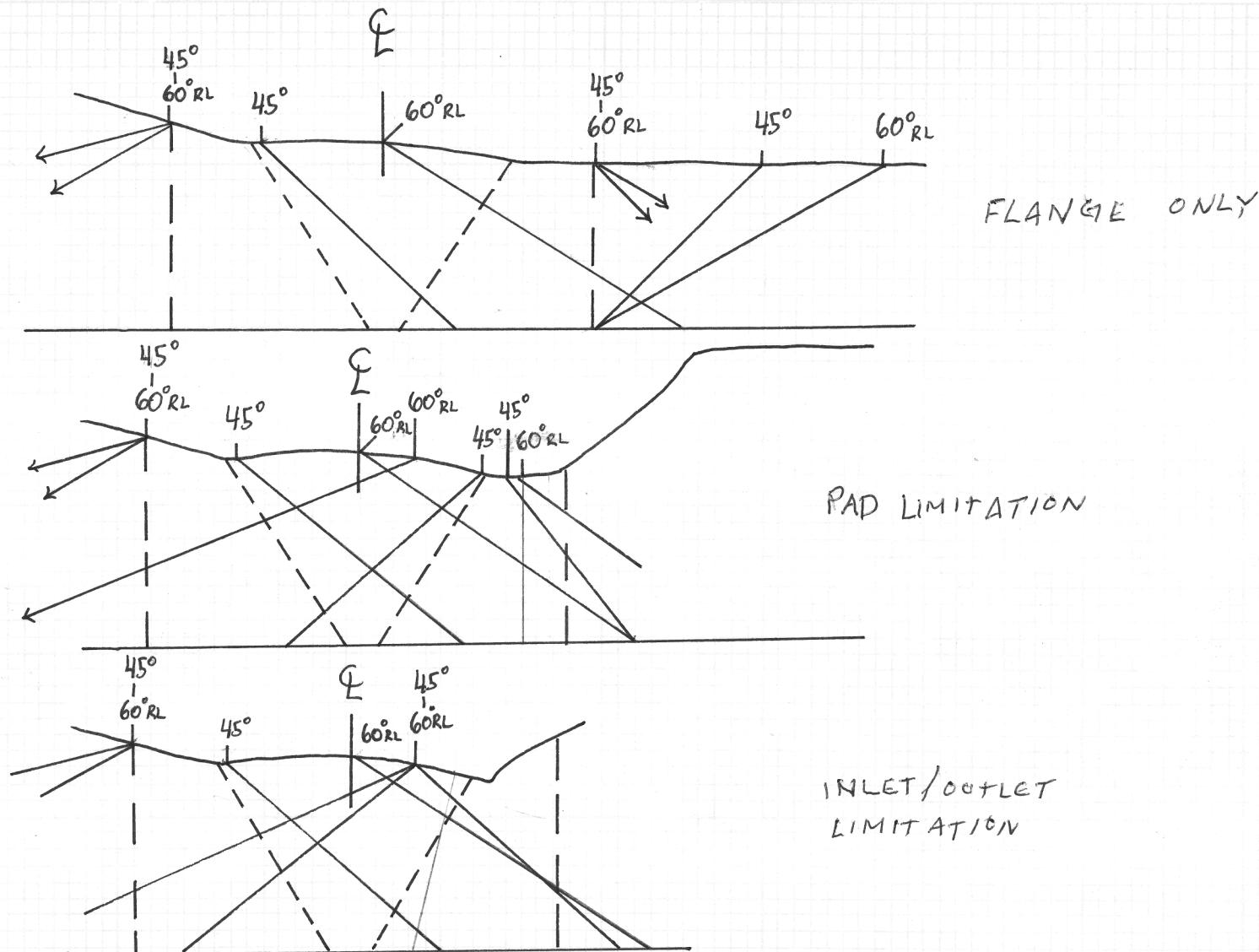
SYSTEM: RHRS

Unit: 2

WELD NO.: RHRHX-2-2B

REPORT NO.:

R.P1378



BY: CLAY SOHLER *Clay Sohler*

LEVEL: II

DATE: 1/3/11

PAGE 6 OF 7

Watts Bar Unit 2

R.P1378

TVA Procedure N-GP-31
Attachments 3 & 4

Measured
Fields

Calculated
Fields

Worksheet Version 1.0 dated 07/01/09

WELD
NUMBER

RHRHX-2-2B

Item 1 Required examination Volume in sq. in.
(width x height) 2.6 1.12 2.912 sq. in.

Item 2 Number of scan directions 4 directions

Item 3 Total Scan volume in sq. in. 11.648 sq. in.

Item 4 Total length of weld 118.5 inches

Item 5 Total required exam volume in cubic inches 1380.288 cu. in.

Item 6 Exam volume acheived (sq. in.) in direction 1 X length of weld achieved 1.6 118.5 189.6 cu. In.

Item 7 Exam volume acheived (sq. in.) in direction 2 X length of weld achieved 1.6 118.5 189.6 cu. In.

Item 8 Exam volume acheived (sq. in.) in direction 3 X length of weld achieved 2.75 118.5 325.875 cu. In.

Item 9 Exam volume acheived (sq. in.) in direction 4 X length of weld achieved 2.75 118.5 325.875 cu. In.

Item 10 Determined the acheived exam volume add 6, 7, 8 & 9 1030.95 cu. In.

Item 11 Exam volume percentage item 10/item 5 x 100 74.69 %

Limitation due to flange,integral attachment, and inlet/outlet nozzle configurations.

Initials
CDS

Date

Page 7 of 7