

TVA

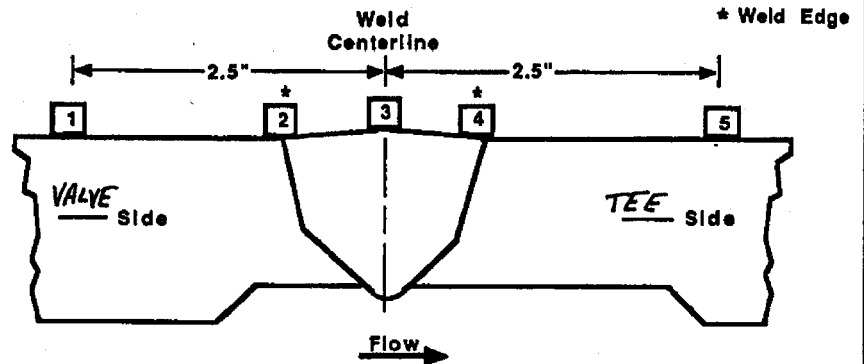
WALL THICKNESS  
PROFILE SHEET

REPORT NO:

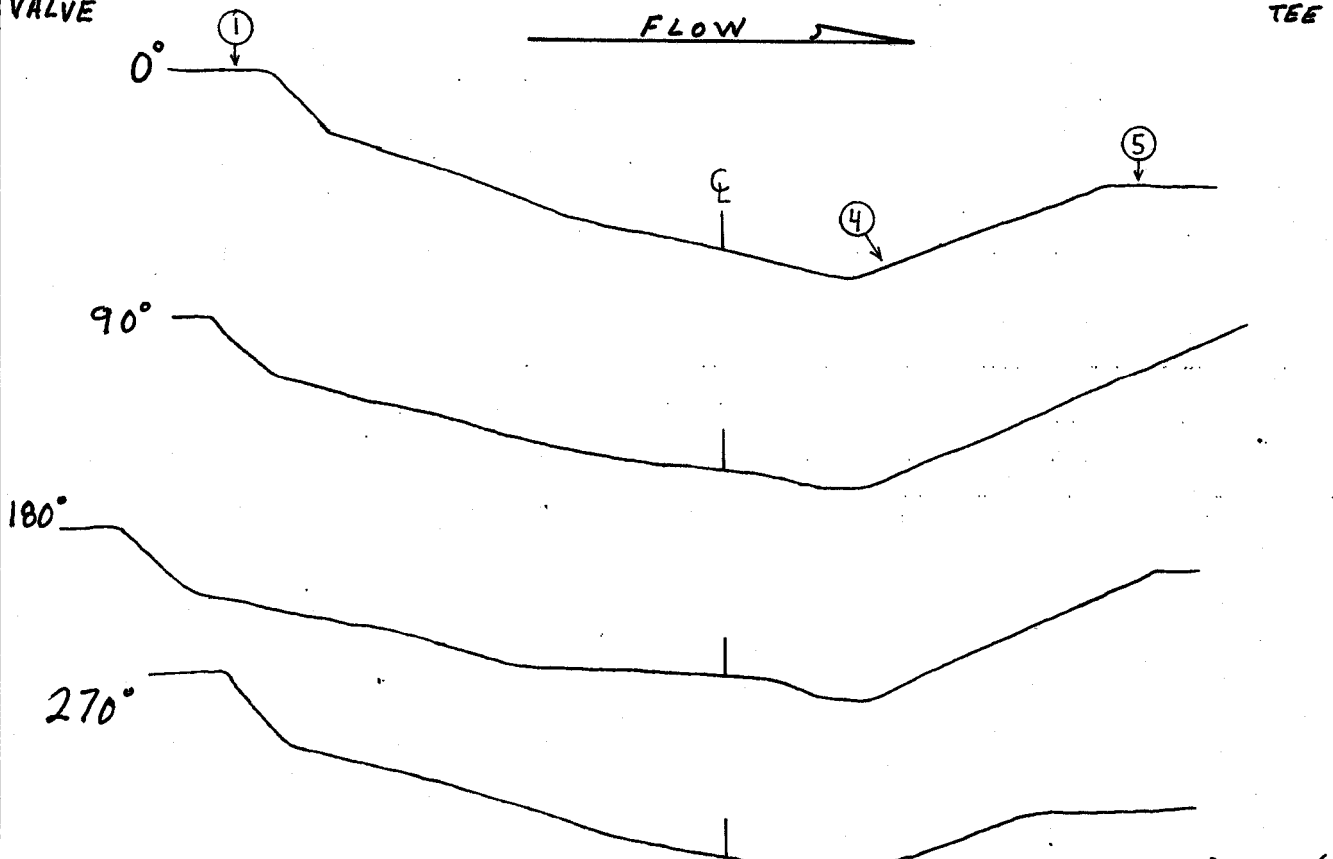
R-P0689

PROJECT: WBNWELD NO: RHRF-D031-04UNIT: 2SYSTEM: RHRRecord Thickness Measurements As  
Indicated, Including Weld Width,  
Edge-To-Edge At 0°

Position	0°	90°	180°	270°
1	2.41	2.42	2.46	2.47
2	1.85	1.80	1.79	1.78
3	1.57	1.38	1.42	1.40
4	1.51	1.52	1.56	1.48
5	1.87	2.14	1.97	1.72

CROWN HEIGHT: GROUNDDIAMETER: 14.0"CROWN WIDTH: 1.2"WELD LENGTH: 45.25"

VALVE



EXAMINATION PERFORMED TO QUALIFIED SECTOR SCAN ANGLES OF 35°-70°(AX), 25-70°(CIRC) &amp; 40-70°(AX-R/L)

 EXAMINER: JASON POLISENKEY  
 LEVEL: II  
 DATE: 07/16/09

 REVIEWED BY: [Signature]  
 LEVEL: III DATE: 7/20/09

 ANII: [Signature]  
 DATE: 7/30/09  
 PAGE 3 OF 6

**TVA**

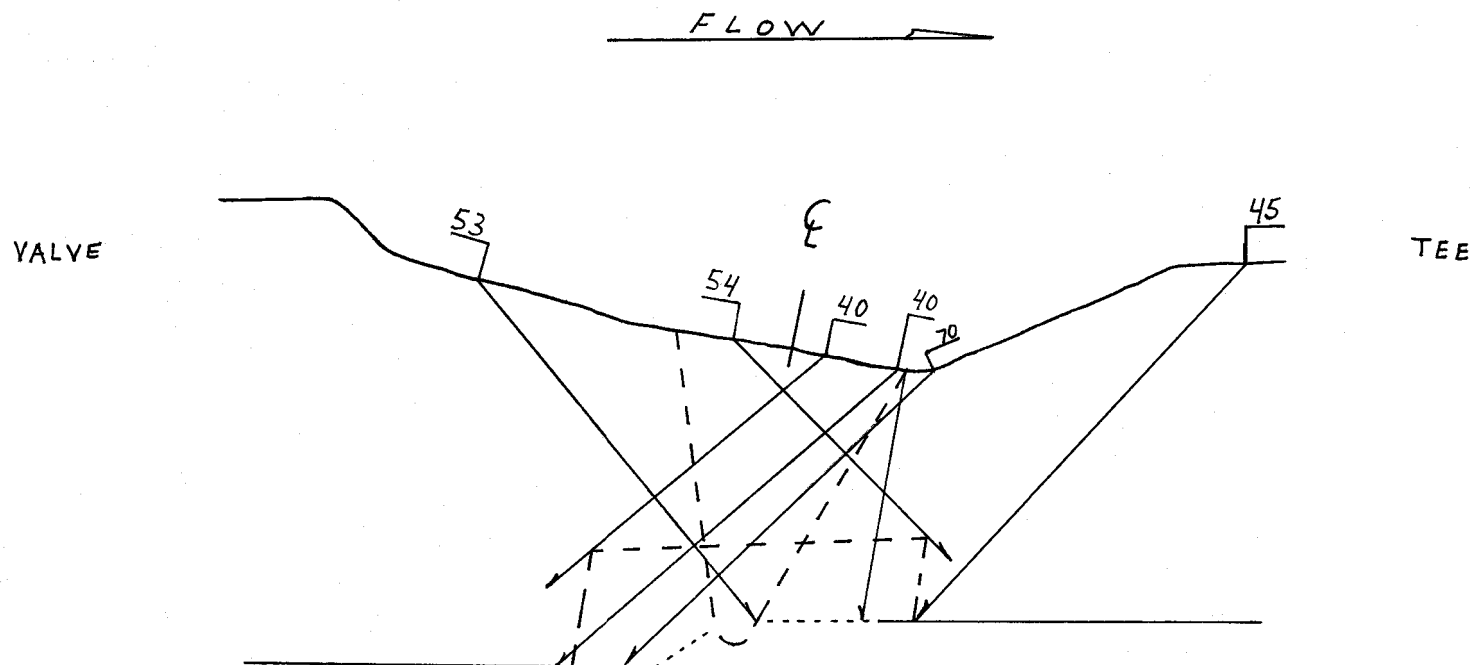
Office of Nuclear Power

PROJECT: WBN SYSTEM: RHR

UNIT: 2 C & WELD NO: RHRF-D031-04

REPORT NO.:

R-P0689



EXAMINATION PERFORMED TO QUALIFIED SECTOR SCAN ANGLES OF 35-70(Ax), 25-70(CIRC) & 40-70(Ax R/L)

BY: Jason Polisenky JASON POLISENSKY LEVEL: II DATE: 07/16/09 PAGE 6 OF 6

**TVA**

**Office of Nuclear Power**

**PROJECT:** WBN **SYSTEM:** RHR

**UNIT:** 2 C D **WELD NO:** RHRF-D031-04

**REPORT NO.:**

FLOW

VALVE

TEE

.91<sup>2</sup> total volume

$$A = \frac{h}{2} (a+b)$$

$$\frac{.61}{2} (.45 + .55)$$

$$.305 = .305 (1.0)$$

$$A = \frac{bh}{2}$$

$$.145 = \frac{.58 \times .5}{2}$$

$$.45^2$$

$$\begin{array}{r} .91 \\ -.45 \\ \hline .46 \text{ TOTAL COVERAGE} \end{array}$$

MISSED COVERAGE

$$\begin{array}{r} .91 \\ -.11 \\ \hline .80 \text{ TOTAL COVERAGE} \end{array}$$

**BY:**                      **LEVEL:**                      **DATE:**                      **PAGE**                      **OF**

# Watts Bar Unit 2

R.P 0689

TVA Procedure N-GP-31  
Attachments 3 & 4

Measured Fields	Calculated Fields
-----------------	-------------------


Worksheet Version 1.0 dated 07/01/09

**WELD  
NUMBER**

RHRF-D031-04

Item 1

Required examination Volume in sq. in.  
(width x height)




Item 2

Number of scan directions




Item 3

Total Scan volume in sq. in.




Item 4

Total length of weld




Item 5

Total required exam volume in cubic inches




Item 6

Exam volume acheived (sq. in.) in  
direction 1 X length of weld achieved



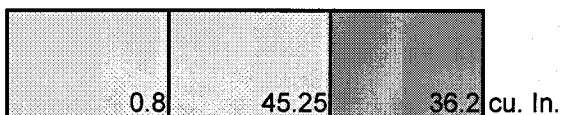
Item 7

Exam volume acheived (sq. in.) in  
direction 2 X length of weld achieved




Item 8

Exam volume acheived (sq. in.) in  
direction 3 X length of weld achieved




Item 9

Exam volume acheived (sq. in.) in  
direction 4 X length of weld achieved




Item 10

Determined the acheived exam volume  
add 6, 7, 8 & 9



Item 11

Exam volume percentage item 10/item 5  
x 100



Comments

**INFORMATION ONLY**

Initials

*Jap*

Date

07/16/09

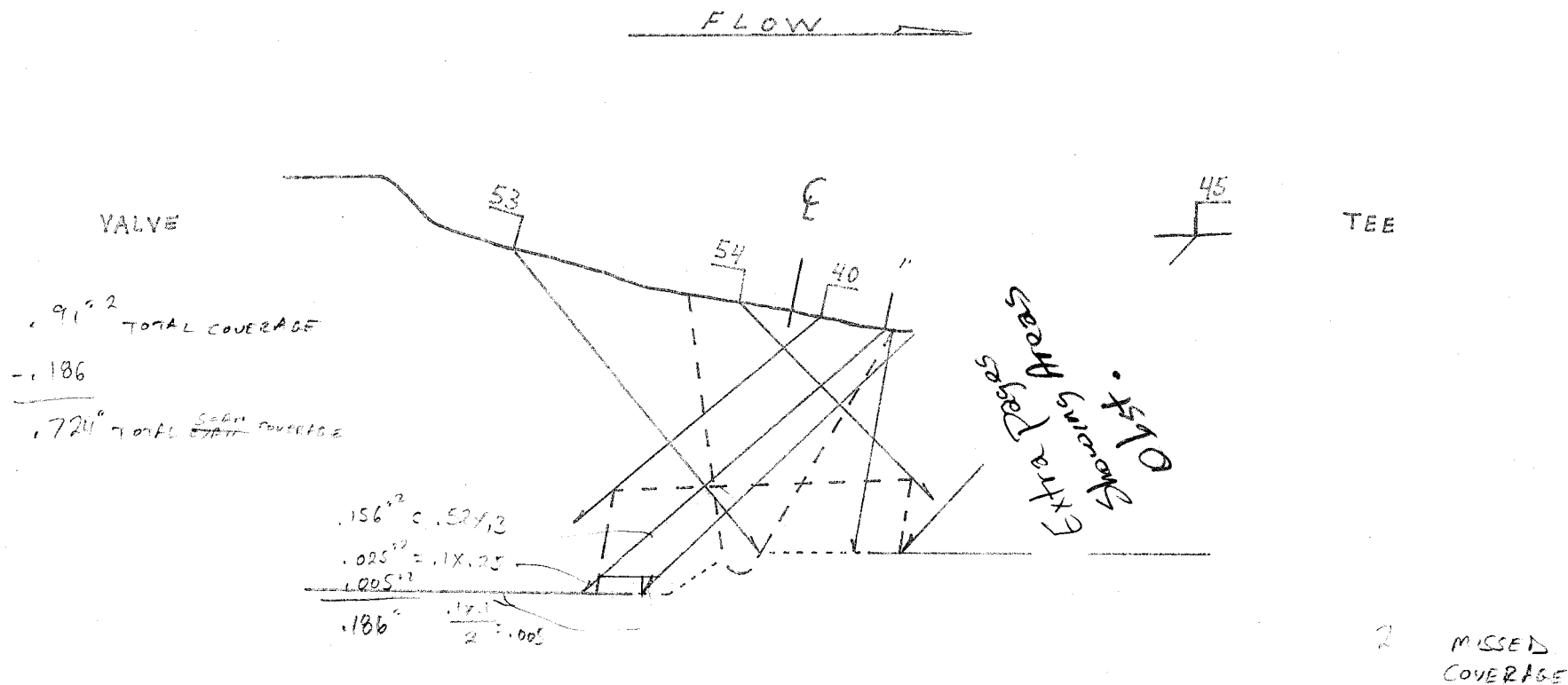
**TVA**

Office of Nuclear Power

PROJECT: WBN SYSTEM: RHR

UNIT: 2 C D WELD NO: RHRF-D031-04

REPORT NO.:



BY:  LEVEL:  DATE:  PAGE  OF 