

TVA

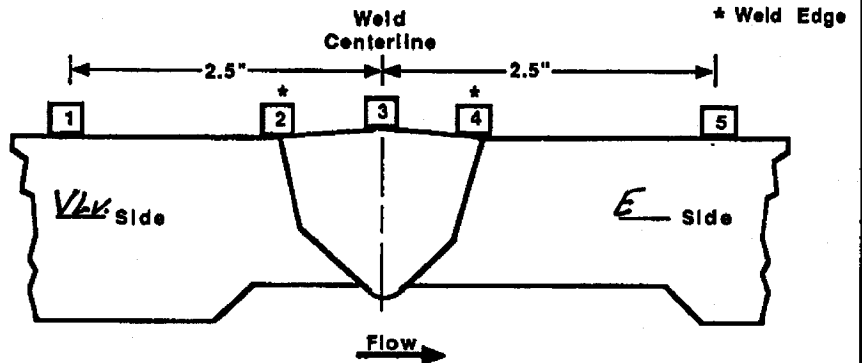
WALL THICKNESS
PROFILE SHEET

REPORT NO:

R-P0440

PROJECT: WATTS BAR NUCLEARWELD NO: SIF-D196-07UNIT: 2SYSTEM: SISRecord Thickness Measurements As
Indicated, Including Weld Width,
Edge-To-Edge At 0°

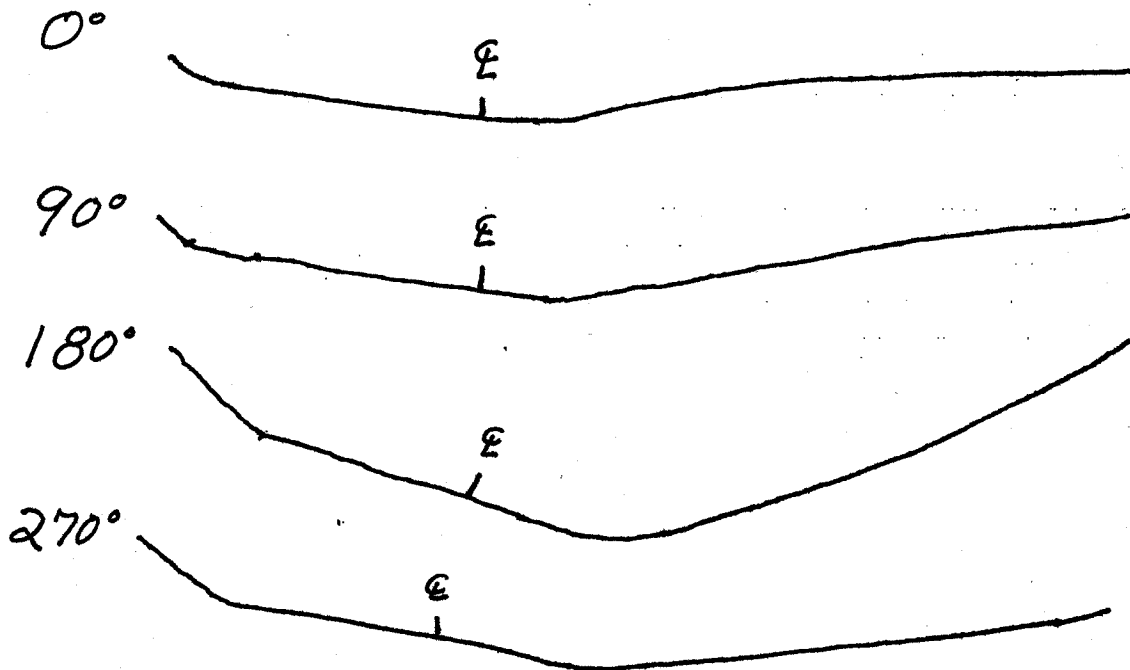
Position	0°	90°	180°	270°
1	N/A	N/A	N/A	N/A
2	1.025	1.046	1.140	1.120
3	.944	.852	.853	.858
4	.720	.754	.815	.738
5	.800	.765	.865	.784

CROWN HEIGHT: FLUSHDIAMETER: 6.0CROWN WIDTH: 1.0WELD LENGTH: 21.0

VALVE

FLOW →

ELBOW



EXAMINER:

LEVEL:

DATE:

REVIEWED BY:

LEVEL:

DATE:

ANII:

DATE:

PAGE

OF

TVA

Office of Nuclear Power

PROJECT: WATTS BAR NUCLEAR SYSTEM: SIS

UNIT: 2 WELD NO: SIF-D196-07

REPORT NO.:

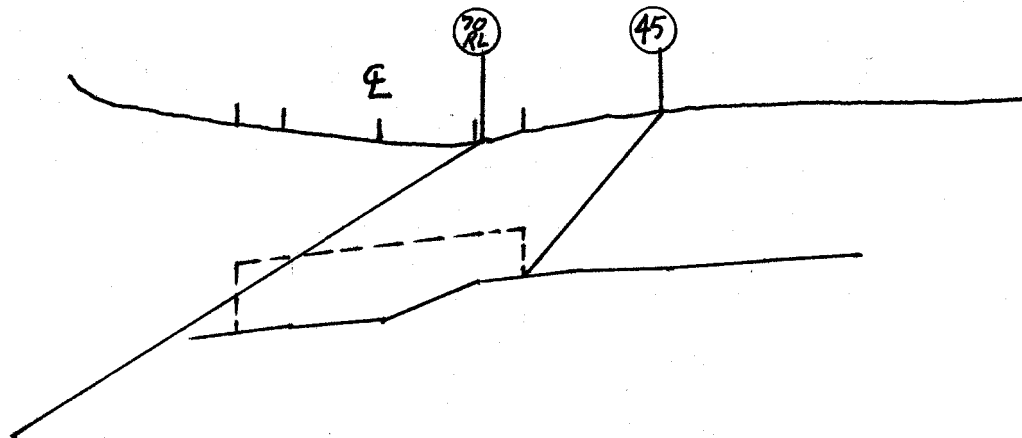
R.P0440

FLOW →

VALVE

ELBOW

0°



BY: Jose Alejandro

[Signature]

LEVEL: II

DATE: 06-04-09

PAGE 2

OF 2

06-04-09

TVA Procedure
N-GP-31

Weld # SIF-D196-07

Attachment 3

Item 1	Required examination Volume in sq. in. (width x height)	1.5	0.38		0.57
Item 2	Number of scan directions				4
Item 3	Total Scan volume in sq. in.				2.28
Item 4	Total length of weld				21
Item 5	Total required exam volume in cubic inches				47.88
Item 6	Exam volume achieved (sq. in.) in direction 1 X length of weld achieved	0.57	0		0
Item 7	Exam volume achieved (sq. in.) in direction 2 X length of weld achieved	0.543	21		11.403
Item 8	Exam volume achieved (sq. in.) in direction 3 X length of weld achieved	0.57	21		11.97
Item 9	Exam volume achieved (sq. in.) in direction 4 X length of weld achieved	0.57	21		11.97
Item 10	Determined the achieved exam volume add 6, 7, 8 & 9				35.343
Item 11	Exam volume percentage item 10/item 5 x 100				73.815789

Limitation:
One side exam due
to valve

JA
06-08-09

INFORMATION ONLY