

TVA

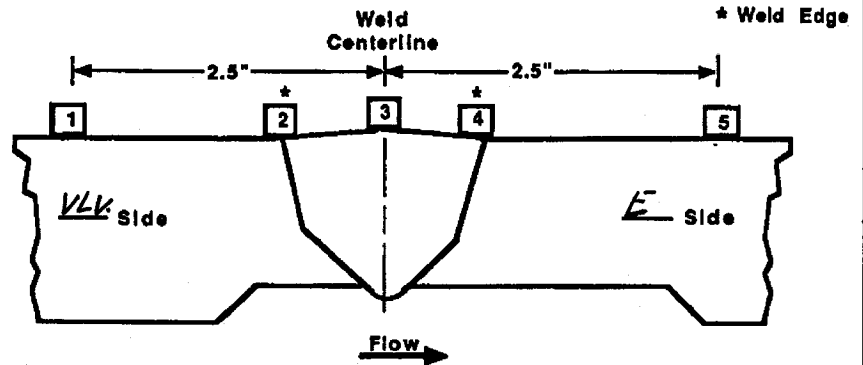
WALL THICKNESS  
PROFILE SHEET

REPORT NO:

R. P0405

PROJECT: WATTS BAR NUCLEARWELD NO: SIF-D199-07UNIT: 2SYSTEM: SISRecord Thickness Measurements As  
Indicated, Including Weld Width,  
Edge-To-Edge At 0°

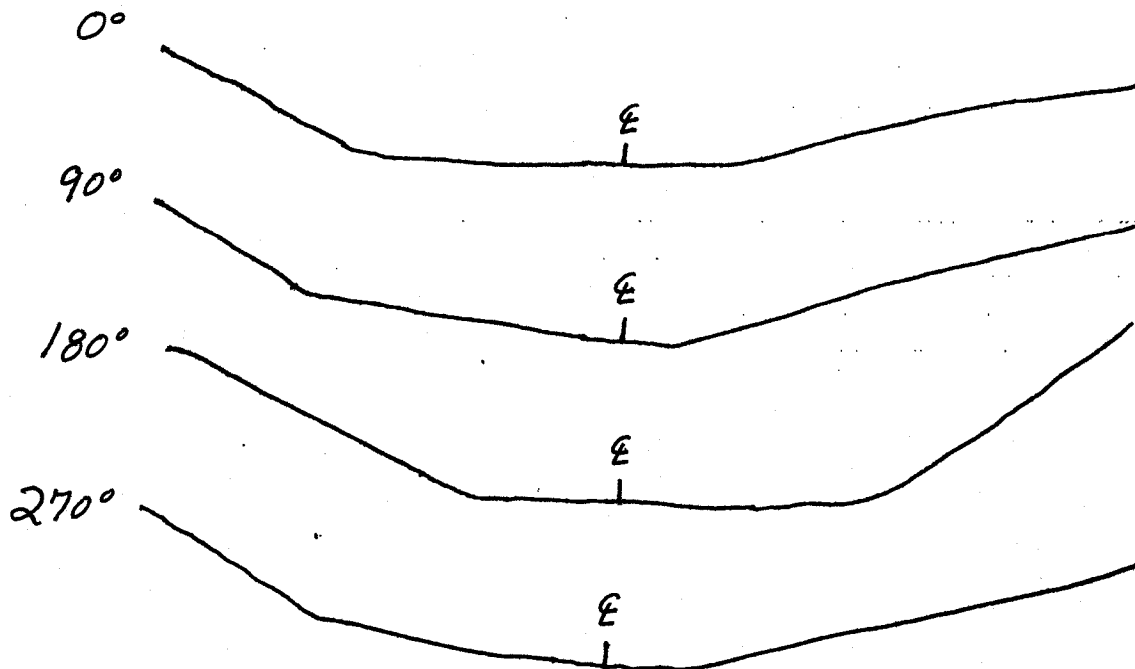
Position	0°	90°	180°	270°
1	N/A	N/A	N/A	N/A
2	1.059	1.173	1.174	1.172
3	.875	.955	1.017	1.087
4	.869	.999	.860	.844
5	.751	.841	.876	.767

CROWN HEIGHT: FLUSHDIAMETER: 6.0CROWN WIDTH: 1.250WELD LENGTH: 21.50

VALVE

FLOW →

ELBOW

EXAMINER: [Signature]REVIEWED BY: [Signature]ANII: [Signature]LEVEL: IILEVEL: IIIDATE: 6-2-09DATE: 6/15/09DATE: 05-27-09PAGE 5 OF 6

TVA

Office of Nuclear Power

PROJECT: WATTS BAR NUCLEAR SYSTEM: SIS

UNIT: 2 WELD NO: SIFD199-07

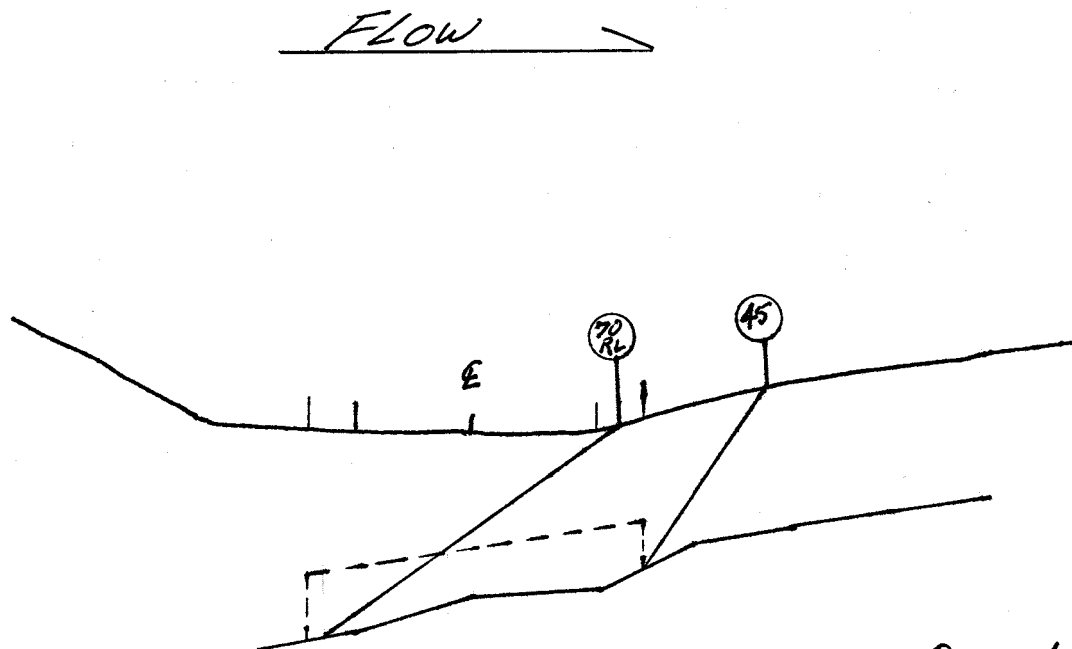
REPORT NO.:

R.P0405

VALVE

ELBOW

0°



One sided Examination  
Due to Taper of Valve.

BY: Jose Alejandro [Signature] LEVEL: II DATE: 05-27-09 PAGE 6 OF 6

TVA Procedure  
N-GP-31

Weld # 51F-D199-07

## Attachment 3

Item 1	Required examination Volume in sq. in. (width x height)	1.75	0.35	0.6125
Item 2	Number of <b>scan directions</b>			4
Item 3	Total Scan <b>volume</b> in sq. in.			2.45
Item 4	Total <b>length</b> of weld			21.5
Item 5	Total required <b>exam volume</b> in cubic inches			52.675
Item 6	<b>Exam volume achieved</b> (sq. in.) in direction 1 X <b>length of weld achieved</b>	0.6125	0	0
Item 7	<b>Exam volume achieved</b> (sq. in.) in direction 2 X <b>length of weld achieved</b>	0.49875	21.5	10.723125
Item 8	<b>Exam volume achieved</b> (sq. in.) in direction 3 X <b>length of weld achieved</b>	0.6125	21.5	13.16875
Item 9	<b>Exam volume achieved</b> (sq. in.) in direction 4 X <b>length of weld achieved</b>	0.6125	21.5	13.16875
Item 10	Determined the <b>achivied exam volume</b> add 6, 7, 8 & 9			37.060625
Item 11	<b>Exam volume percentage</b> item 10/item 5 x 100			70.357143

Limitation:  
One sided examination  
due to valve geometry

JA  
06-01-09

**INFORMATION ONLY**