

→ (DRN 01-419)

Figure 9.2-1, Sheet 1 has been incorporated by reference in accordance with NEI 98-03.

Figure information can be found in Drawing G-160, Sheet 1.

← (DRN 01-419)

→ (DRN 01-419)

Figure 9.2-1, Sheet 2 has been incorporated by reference in accordance with NEI 98-03.

Figure information can be found in Drawing G-160, Sheet 2.

← (DRN 01-419)

→ (DRN 01-419)

Figure 9.2-1, Sheet 3 has been incorporated by reference in accordance with NEI 98-03.

Figure information can be found in Drawing G-160, Sheet 3.

← (DRN 01-419)

→ (DRN 01-419)

Figure 9.2-1, Sheet 4 has been incorporated by reference in accordance with NEI 98-03.

Figure information can be found in Drawing G-160, Sheet 4.

← (DRN 01-419)

→ (DRN 01-419)

Figure 9.2-1, Sheet 5 has been incorporated by reference in accordance with NEI 98-03.

Figure information can be found in Drawing G-160, Sheet 5.

← (DRN 01-419)

→ (DRN 01-419)

Figure 9.2-1, Sheet 6 has been incorporated by reference in accordance with NEI 98-03.

Figure information can be found in Drawing G-160, Sheet 6.

← (DRN 01-419)

→ (DRN 01-419)

Figure 9.2-2, Sheet 1 has been incorporated by reference in accordance with NEI 98-03.

Figure information can be found in Drawing G-161, Sheet 2.

← (DRN 01-419)

→ (DRN 01-419)

Figure 9.2-2, Sheet 2 has been incorporated by reference in accordance with NEI 98-03.

Figure information can be found in Drawing G-161, Sheet 4.

← (DRN 01-419)

→ (DRN 01-419)

Figure 9.2-2, Sheet 3 has been incorporated by reference in accordance with NEI 98-03.

Figure information can be found in Drawing G-161, Sheet 6.

← (DRN 01-419)

FIGURE 9.2-3 SH. 1
HAS BEEN INTENTIONALLY
DELETED

REVISION 8 (5/96)

WATERFORD STEAM
ELECTRIC STATION •3

MAKEUP DEMINERALIZER
FLOW DIAGRAM
SHEET 1 OF 3
FIGURE 9.2-3

REF DWG: 1564-2387 (REV 15)

FIGURE 9.2-3 SH.2
HAS BEEN INTENTIONALLY
DELETED

REVISION 8 (5/96)

WATERFORD STEAM
ELECTRIC STATION •3

MAKEUP DEMINERALIZER
FLOW DIAGRAM
SHEET 2 OF 3
FIGURE 9.2-3

REF DWG: 1564-2904 (REV14)

FIGURE 9.2-3 SH.3
HAS BEEN INTENTIONALLY
DELETED

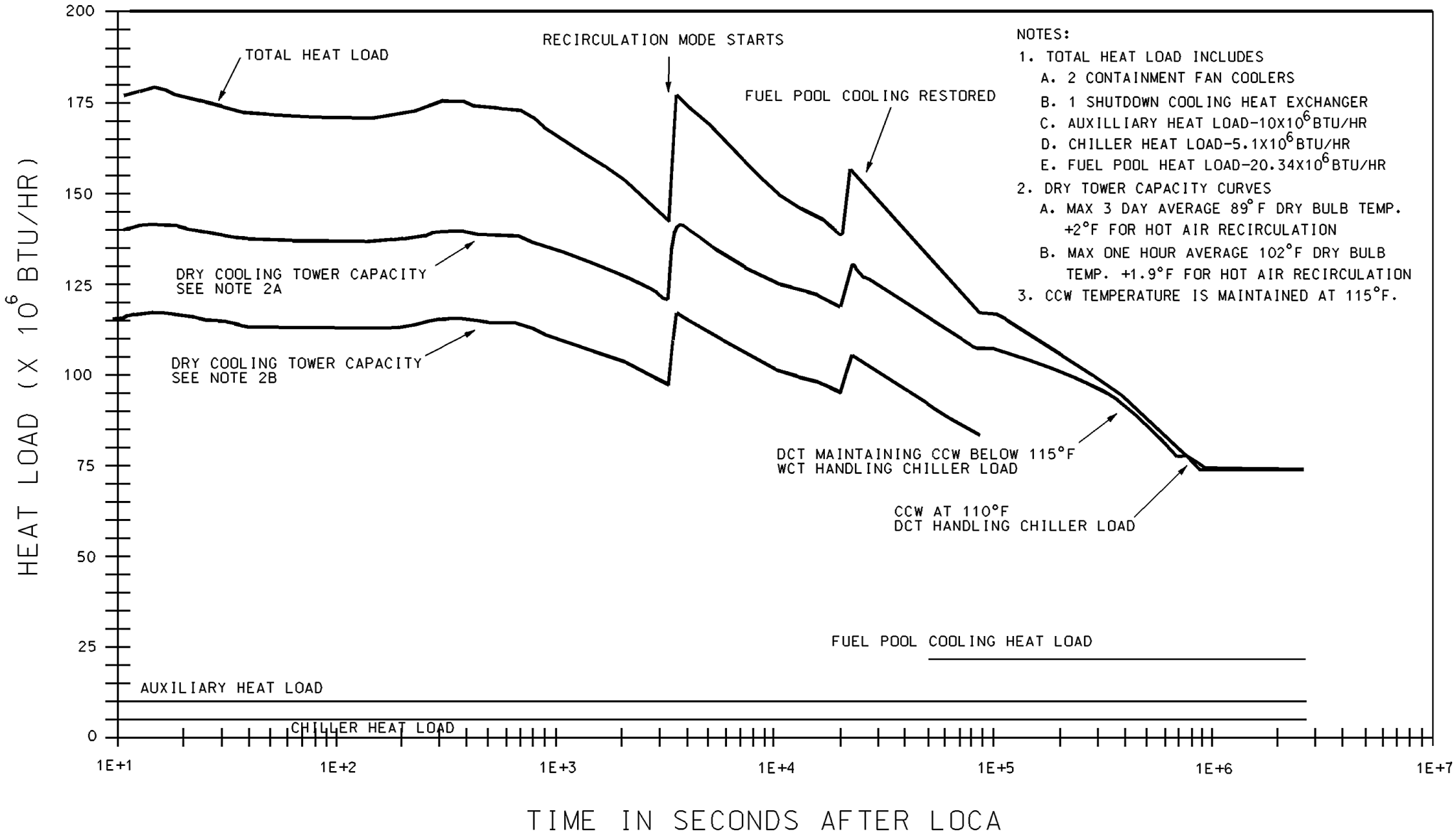
REVISION 8 (5/96)

WATERFORD STEAM
ELECTRIC STATION •3

MAKEUP DEMINERALIZER
FLOW DIAGRAM
SHEET 3 OF 3
FIGURE 9.2-3

REF DWG: 1564-2386 (REV11)

HEAT LOAD DISSIPATION OF UHS AFTER LOCA



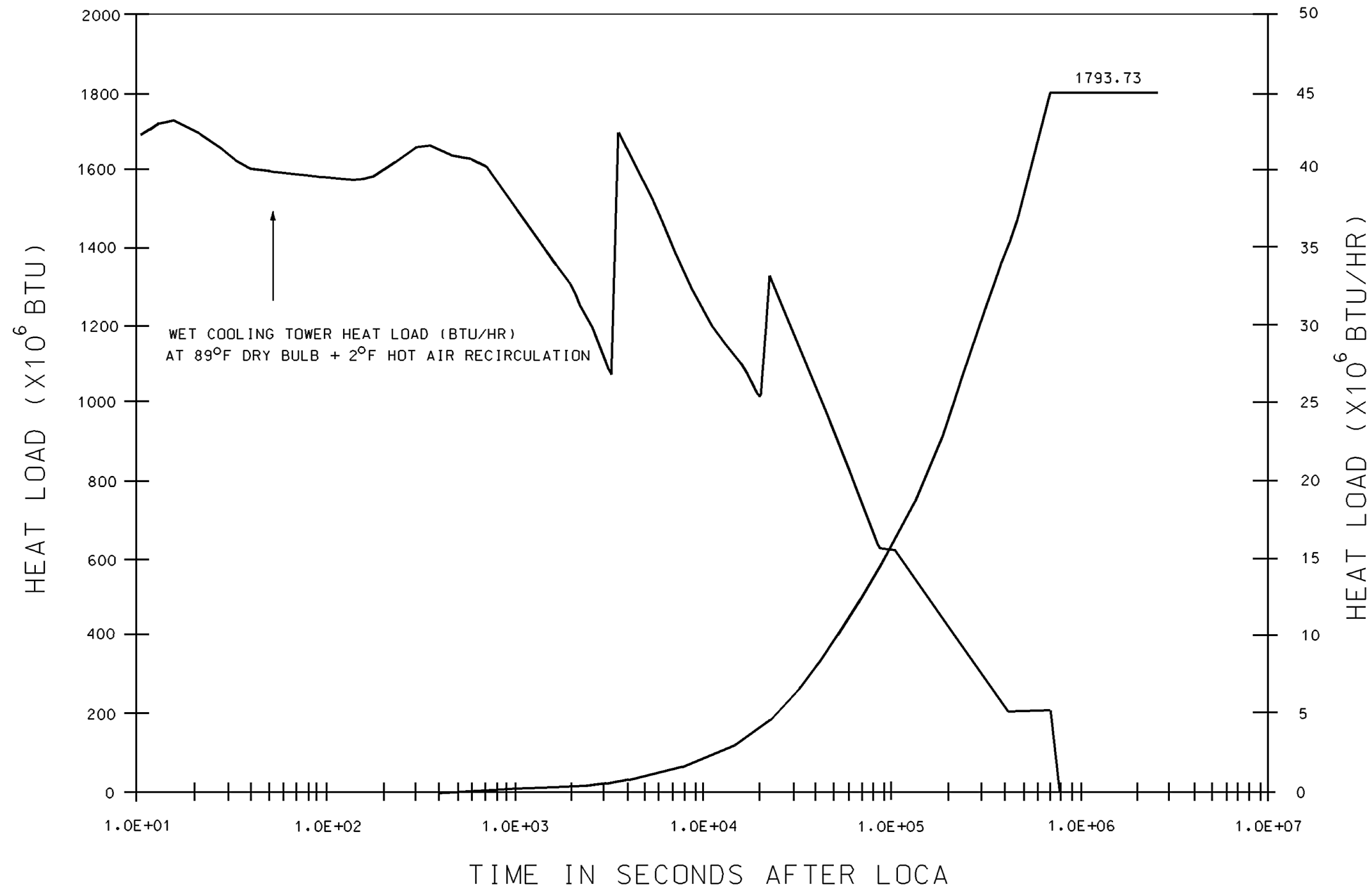
REVISION 307 (07/13)

WATERFORD STEAM
ELECTRIC STATION #3

HEAT LOAD DISSIPATION OF ULTIMATE
HEAT SINK AFTER LOCA

FIGURE 9.2-4

WCT INTEGRATED HEAT LOAD AFTER LOCA ESSENTIAL LOADS

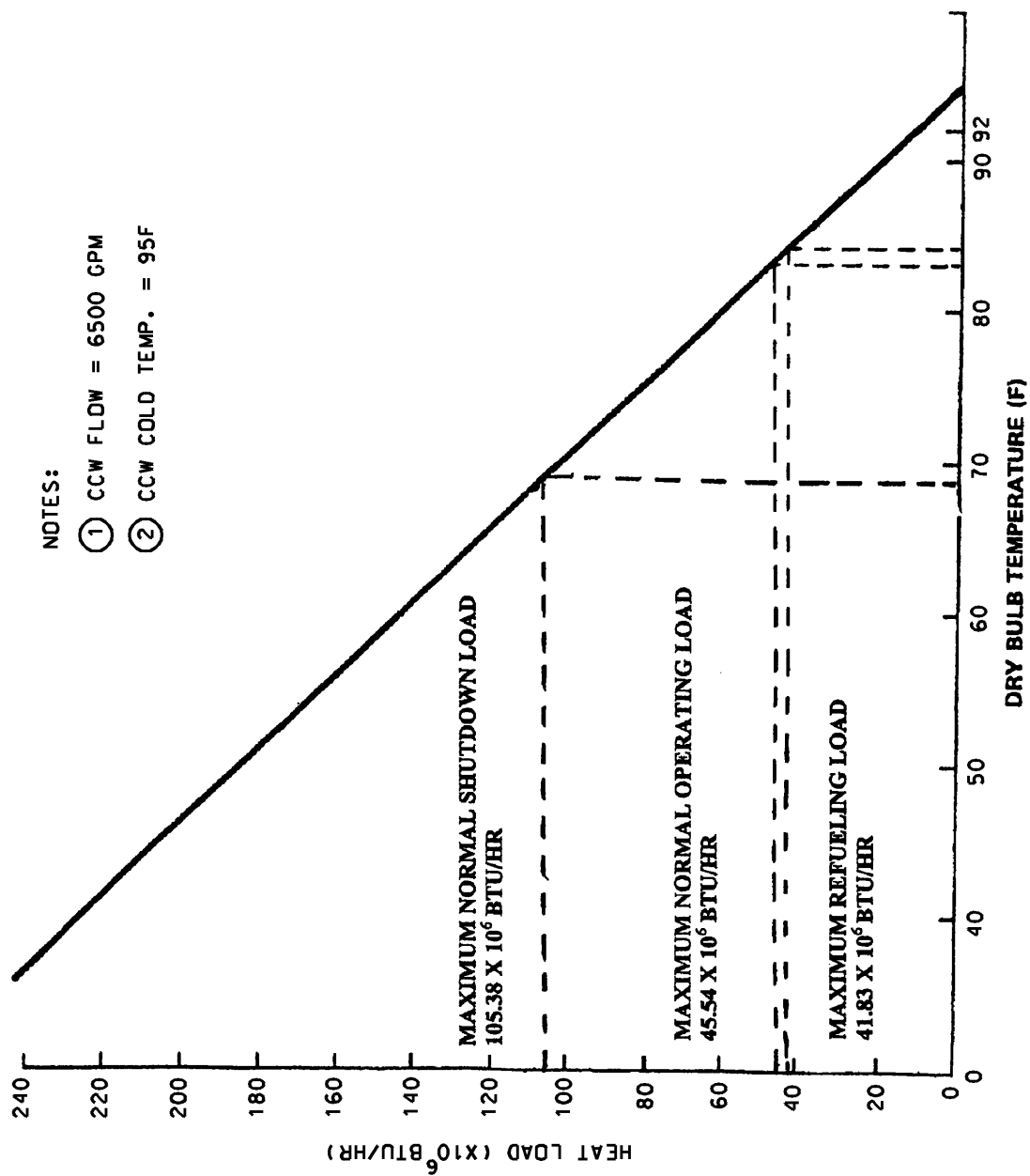


REVISION 307 (07/13)

WATERFORD STEAM
ELECTRIC STATION #3

WET COOLING TOWER INTEGRATED
HEAT LOAD CURVE AFTER LOCA

FIGURE 9.2-4A



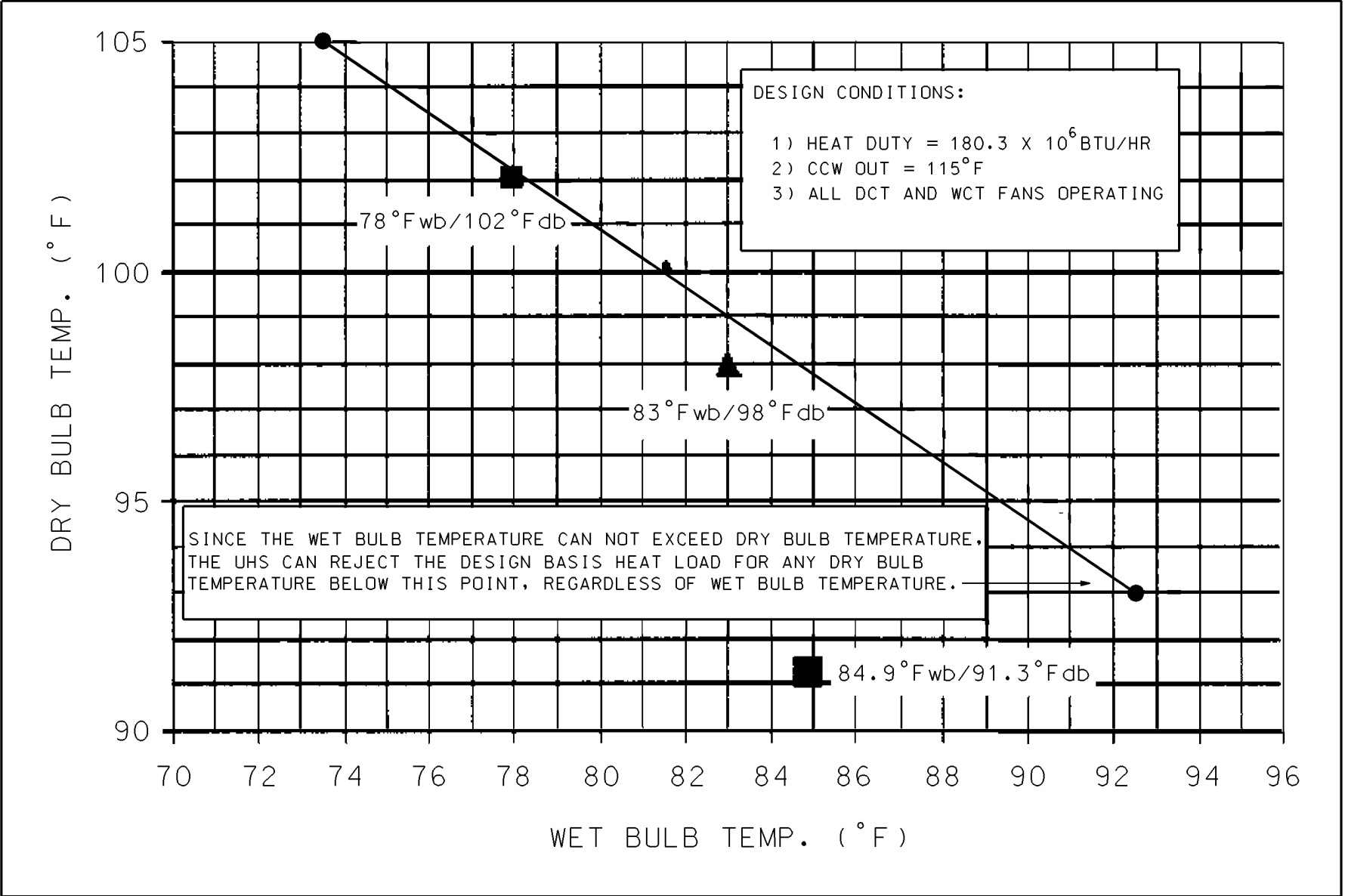
REVISION 14 (12/05)

Waterford Steam
Electric Station #3

HEAT REMOVAL CAPACITY OF DRY COOLING
TOWER VS. DRY BULB TEMPERATURE

Figure
9.2-5

EQUIVALENT METEOROLOGICAL CONDITIONS FOR UHS TO DISSIPATE DESIGN BASIS HEAT LOAD

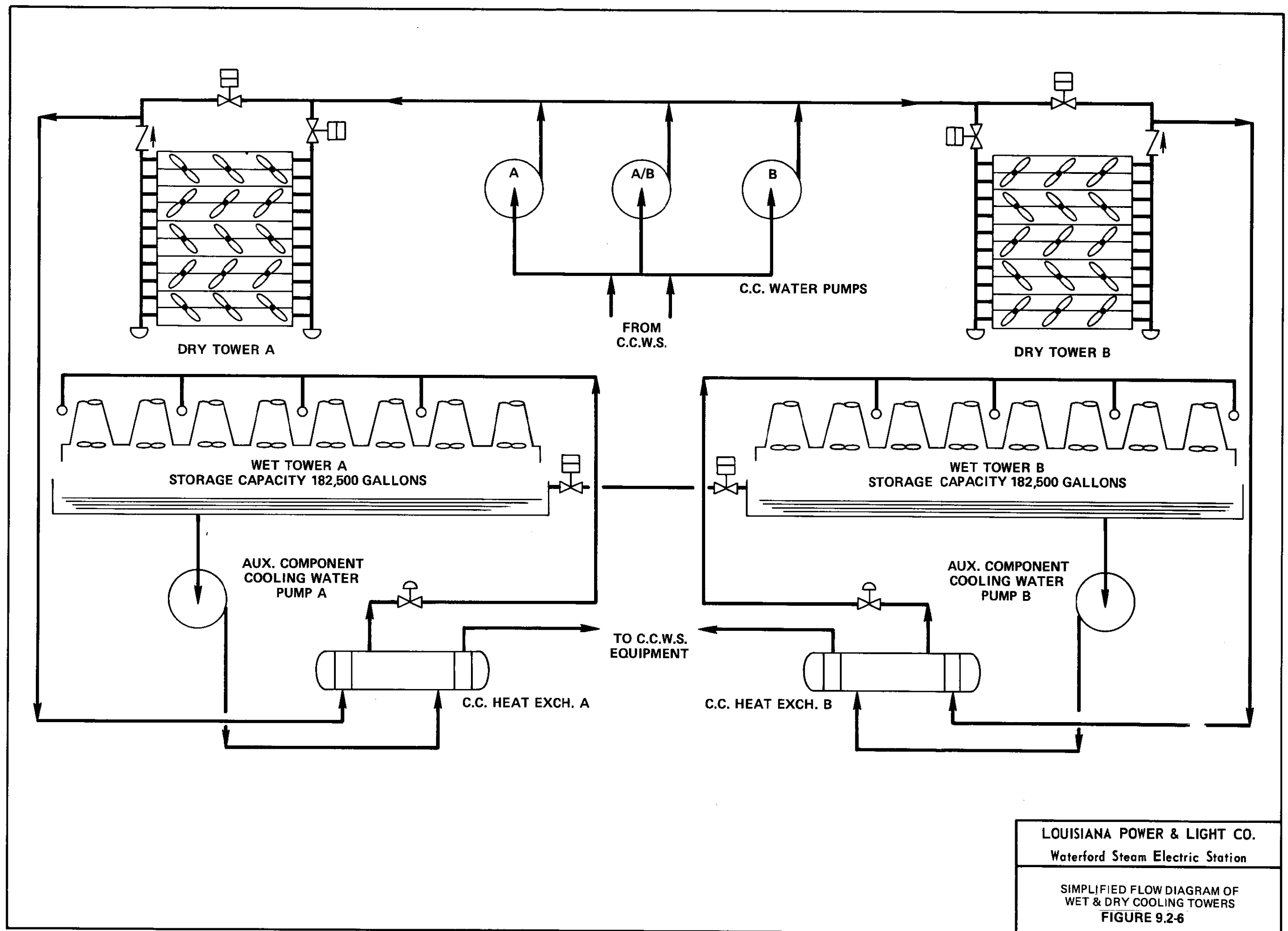


REVISION 307 (07/13)

WATERFORD STEAM
ELECTRIC STATION #3

ULTIMATE HEAT SINK DESIGN BASIS
METEOROLOGICAL CONDITIONS

FIGURE 9.2-5a



LOUISIANA POWER & LIGHT CO.
Waterford Steam Electric Station

SIMPLIFIED FLOW DIAGRAM OF
WET & DRY COOLING TOWERS
FIGURE 9.2-6

→ (DRN 01-1355)

Figure 9.2-7, Sheet 1 has been incorporated by reference in accordance with NEI 98-03.

For current Figure 9.2-7 Sht. 1 information refer to Drawing G-159 Sht. 1.

← (DRN 01-1355)

→ (DRN 01-1355)

Figure 9.2-7, Sheet 2 has been incorporated by reference in accordance with NEI 98-03.

For current Figure 9.2-7 Sht. 2 information refer to Drawing G-159 Sht. 2.

← (DRN 01-1355)

→ (DRN 01-419)

Figure 9.2-8, Sheet 1 has been incorporated by reference in accordance with NEI 98-03.

Figure information can be found in Drawing G-853, Sheet 3.

← (DRN 01-419)

→ (DRN 01-419)

Figure 9.2-8, Sheet 2 has been incorporated by reference in accordance with NEI 98-03.

Figure information can be found in Drawing G-853, Sheet 4.

← (DRN 01-419)

→ (DRN 01-419)

Figure 9.2-8, Sheet 3 has been incorporated by reference in accordance with NEI 98-03.

Figure information can be found in Drawing G-853, Sheet 5.

← (DRN 01-419)

→ (DRN 01-1355)

Figure 9.2-9 has been incorporated by reference in accordance with NEI 98-03.

For current Figure 9.2-9 information refer to Drawing G-161 Sht. 7.

← (DRN 01-1355)