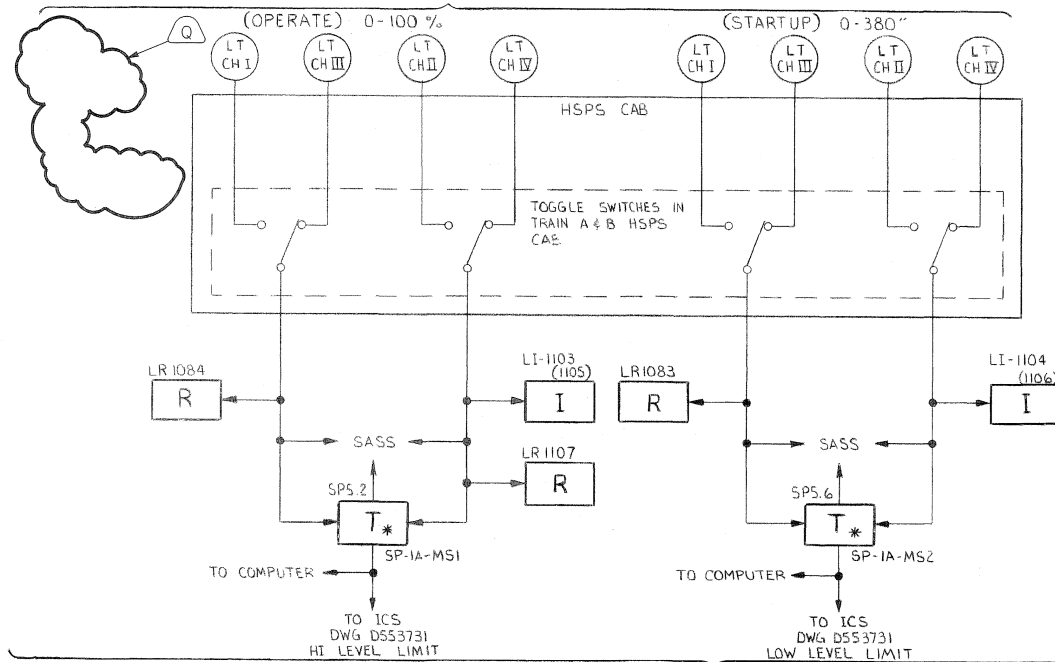


STEAM GENERATOR LEVEL



DUPLICATE FOR LOOP "B"

STEAM GENERATOR LOWER DOWNCOMER TEMPERATURE 0-600°F

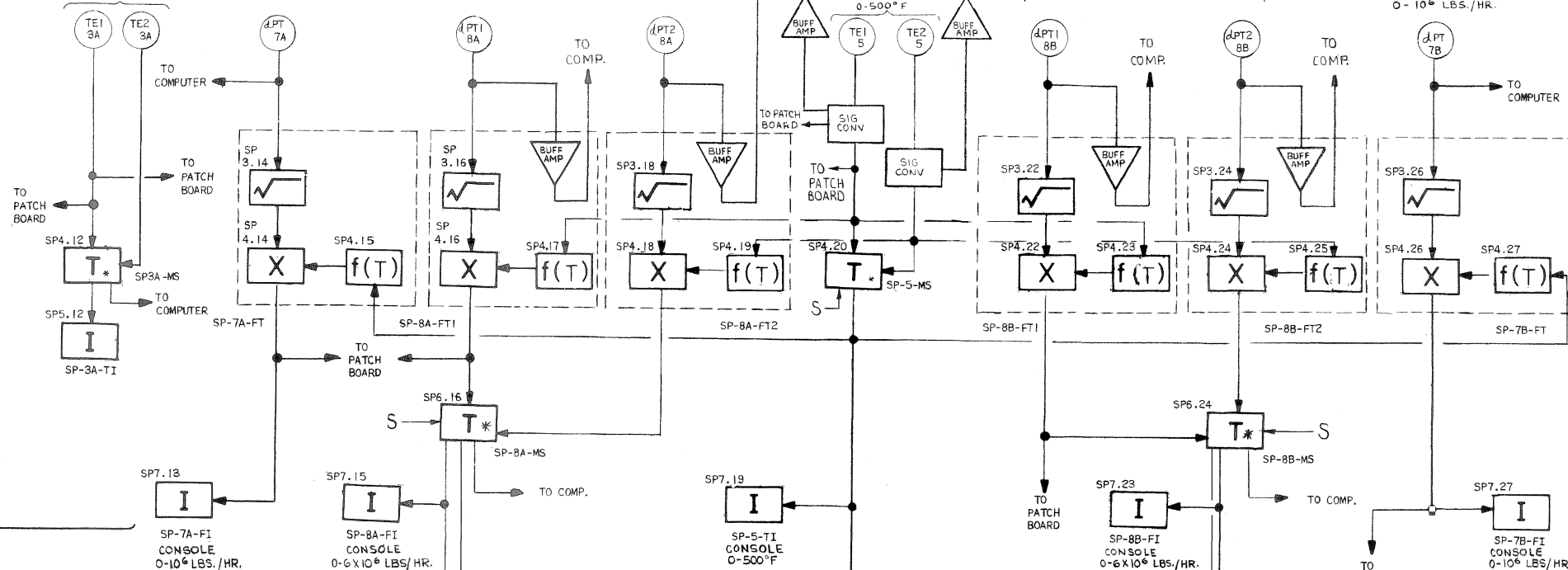
START UP FEEDWATER FLOW A 0-10° LBS./HR.

MAIN FEEDWATER FLOW A 0-6 X 10° LBS./HR.

FEEDWATER TEMPERATURE 0-500°F

MAIN FEEDWATER FLOW B 0-6 X 10° LBS./HR.

START UP FEEDWATER FLOW B 0-10° LBS./HR.

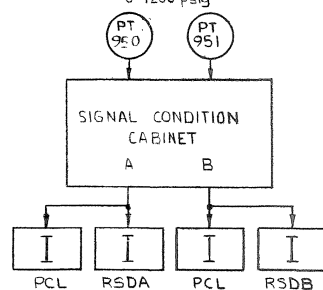


INPUT FOR FW ERROR DEVELOPMENT

TO ICS DWG. D553731 BTU LIMITS AND FW LBS/MASS CALCULATOR

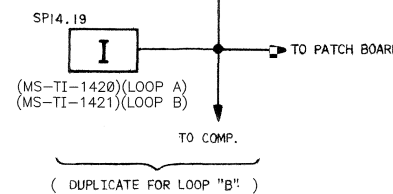
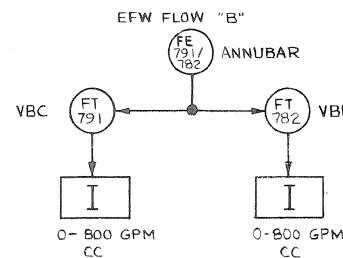
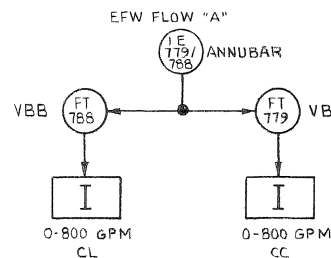
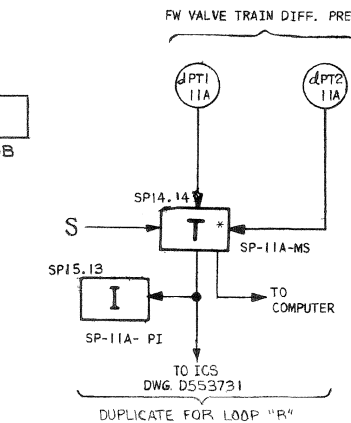
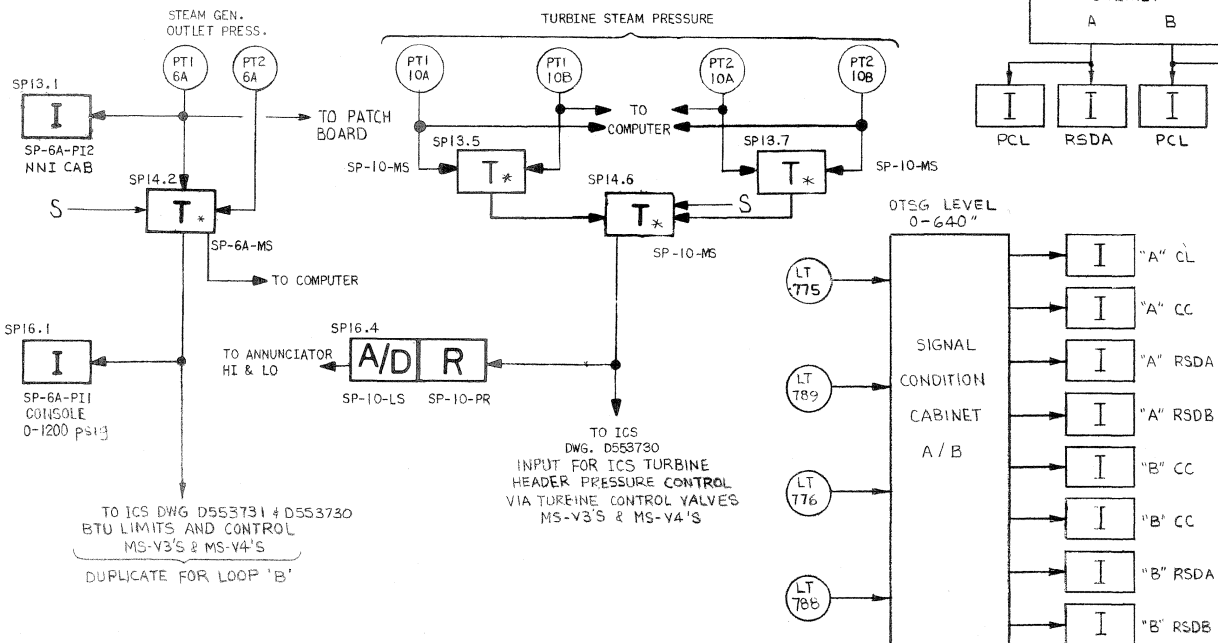
INPUT FOR FW ERROR DEVELOPMENT

OTSG W.A. PRESSURE 0-1200 psig



FW VALVE TRAIN DIFF. PRESS.

TURB. HDR. STEAM TEMP.



* MANUALLY OPERATED SELECTOR SWITCH
S - SASS SIGNAL VALIDATION SELECTION

REFERENCES:
DIGITAL LOGIC D556189

CAD FILE NO.: D554567_R0
THIS IS A COMPUTER GENERATED DRAWING, DO NOT REVISE IT MANUALLY

BABCOCK & WILCOX
DRAWING NUMBER
620-0005

AUXILIARY SYSTEM
ANALOG LOGIC
SECONDARY PLANT
CUSTOMER: METROPOLITAN EDISON CO.
PLANT: THREE MTLE ISLAND
CONTRACTING ENG.: GILBERT ASSOCIATES INC.
B.M.CO. JOB NO.: 1501
CUST. ORDER NO.: 620-0005

AmerGen

REV	DRAFT	CHECK	APPROVED	DATE
1				1-5-09
2				1-5-09
3				1-5-09
4				1-5-09
5				1-5-09
6				1-5-09
7				1-5-09
8				1-5-09
9				1-5-09
10				1-5-09

REV	DATE	CHANGE	APPROVED
1	1-5-09	REVISED TO INCORPORATE ECR 08-01104 Rev.0	
2	1-5-09	REVISED TO INCORPORATE ECR 08-01104 Rev.0	
3	1-5-09	REVISED TO INCORPORATE ECR 08-01104 Rev.0	
4	1-5-09	REVISED TO INCORPORATE ECR 08-01104 Rev.0	
5	1-5-09	REVISED TO INCORPORATE ECR 08-01104 Rev.0	
6	1-5-09	REVISED TO INCORPORATE ECR 08-01104 Rev.0	
7	1-5-09	REVISED TO INCORPORATE ECR 08-01104 Rev.0	
8	1-5-09	REVISED TO INCORPORATE ECR 08-01104 Rev.0	
9	1-5-09	REVISED TO INCORPORATE ECR 08-01104 Rev.0	
10	1-5-09	REVISED TO INCORPORATE ECR 08-01104 Rev.0	

BAILEY METER COMPANY
WICKLIFFE, OHIO

D554567
Q