




Explanation

World Stress Map and CEUS study area stress measurement updates (NUREG - 2115)

Breakouts by Data Regime

-  Normal faulting (NF)
-  Thrust faulting (TF)
-  Unknown regime (U)

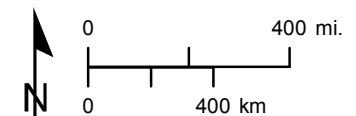
Breakouts by Data Quality

-  Highest quality (A)
-  Medium quality (B)
-  Lowest quality (C)

 CEUS study area

Source: 1. Heidbach et al. (2008);
2. Hurd (2010); 3. CEUS SSC Project.

Base map: GEBCO_08 Grid (BODC, 2009)



WILLIAM STATES LEE III
NUCLEAR STATION UNITS 1 & 2

Stress Measurements
for the CEUS

FIGURE 2.5.1-245 Rev 8

Source:
Modified from NUREG - 2115, Figure A-63