



April 27, 2016
Docket No. 50-443
SBK-L-16066

U. S. Nuclear Regulatory Commission
Attn: Document Control Desk
Washington, D.C. 20555-0001

Seabrook Station
2015 Annual Radiological Environmental Operating Report


Pursuant to the requirements of 10 CFR 50.36a(a)(2) and Seabrook Station Technical Specification 6.8.1.3, NextEra Energy Seabrook, LLC submits the 2015 Annual Radiological Environmental Operating Report. The report summarizes the implementation of the NextEra Energy Seabrook, LLC Radiological Environmental Monitoring Program (REMP). Attachment 1 to the report is the complete data set for the REMF samples.

A copy of this report is also being provided to the Commonwealth of Massachusetts, Department of Public Health; and the State of New Hampshire, Bureau of Radiological Health.

Should you require further information regarding this matter, please contact David Robinson, Chemistry Department Manager, at (603) 773-7496.

Sincerely,

NextEra Energy Seabrook, LLC


Michael Ossing
Licensing Manager

IEZ5
NRR

U. S. Nuclear Regulatory Commission
SBK-L-16066 / Page 2

cc: with enclosure

NRC Region I Administrator
NRC Project Manager, Project Directorate I-2
NRC Senior Resident Inspector

NH DHHS Office of Community & Public Health
Bureau of Radiological Health
29 Hazen Drive
Concord, NH 03301-6527


Massachusetts Department of Public Health
Radiation Control Program
Schrafft Center, Suite 1M2A
529 Main Street
Charlestown, MA 02129

NH Fish & Game Department
Douglas Grout, Marine Division Chief
225 Main Street
Durham NH 03824

NH Department of Environmental Services
Eugene J. Forbes, P.E., Director Water Division
29 Hazen Drive; PO Box 95
Concord, NH 03302-0095



2015 Annual Radiological Environmental Operating Report



April 2016

SEABROOK STATION
ANNUAL RADIOLOGICAL ENVIRONMENTAL OPERATING REPORT

For the Period
January - December 2015

Docket No. 50-443

Prepared By:

NextEra Energy Seabrook, LLC
Chemistry Department
Seabrook Station

And

AREVA INC
Radiological and Environmental Group
Marlborough, Massachusetts 01752

Prepared By: Jo Ann Pelczar Date: 4/26/16
Jo-Ann Pelczar - AREVA INC

Reviewed By: Andreas A. Giotas Date: 4/26/16
Andreas Giotas, NextEra Energy Seabrook, LLC

Approved By: David Q. Robinson Date: 04/26/2016
David Robinson, NextEra Energy Seabrook, LLC

SEABROOK STATION
ANNUAL RADIOLOGICAL ENVIRONMENTAL OPERATING REPORT

For the Period
January - December 2015

April 2016

Docket No. 50-443

Prepared By:

NextEra Energy Seabrook, LLC
Chemistry Department

Seabrook Station

And

AREVA INC.
Radiological and Environmental Group
Marlborough, Massachusetts 01752

TABLE OF CONTENTS

EXECUTIVE SUMMARY	IV
LIST OF TABLES	VII
LIST OF FIGURES	VIII
1.0 INTRODUCTION	1
2.0 PLANT OPERATIONS ENVIRONMENTAL MONITORING PROGRAM.....	2
3.0 SUMMARY OF PLANT OPERATIONS RADIOLOGICAL ENVIRONMENTAL MONITORING DATA.....	13
3.1 AIR PARTICULATE	14
3.2 CHARCOAL FILTERS.....	23
3.3 MILK.....	26
3.4 SURFACE WATER.....	32
3.5 GROUND WATER	36
3.6 SEDIMENT	42
3.7 FISH	46
3.8 LOBSTERS	50
3.9 SHELLFISH	54
3.10 IRISH MOSS	59
3.11 FOOD CROP	63
3.12 VEGETATION.....	66
3.13 DIRECT RADIATION.....	69
4.0 DRY FUEL STORAGE REMP & DATA SUMMARY	95
4.1 DIRECT RADIATION FROM DFS.....	95
5.0 PROGRAM DEVIATIONS AND REPORTING	108
5.1 SAMPLING PROGRAM DEVIATIONS	108
5.2 COMPARISON OF ACHIEVED LLDs WITH REQUIREMENTS	108
5.3 COMPARISON OF RESULTS AGAINST REPORTING LEVELS	109
6.0 QUALITY ASSURANCE PROGRAM	112
6.1 GEL LABORATORIES QA.....	112
6.2 ENVIRONMENTAL TLD QA	154
7.0 LAND USE CENSUS	157
ATTACHMENT 1: SAMPLE ANALYSIS DATA LIST FOR 2015	159

Executive Summary

Both the plant operations and Dry Fuel Storage Radiological Environmental Monitoring Programs (REMP) for Seabrook Station operated successfully for the period of January through December 2015. This report describes the REMP and its implementation as required by Technical Specifications and as defined in the Offsite Dose Calculation Manual (ODCM). It also contains analytical results, data evaluation, dose assessment (as needed), and data trends for each environmental sample medium. Also included are the results of the Land Use Census, historical data, and the environmental laboratory performance in the Quality Assurance Inter-comparison Program required by the ODCM.

Radioactivity levels in the vicinity of Seabrook Station from January 1 through December 31, 2015 in air, water, sediment, milk, fish, food crops, and vegetation, as well as direct radiation measurements have been analyzed, evaluated, and summarized. The results of the REMP are intended to supplement the results of the radiological effluent monitoring by verifying that the measurable concentration of radioactive materials and levels of radiation are not higher than expected on the basis of the effluent measurement and modeling of the environmental exposure pathways.

Radiation and radioactivity in the environment is monitored within a 10-mile radius of the site. Two types of samples are taken. The first type, control samples, is collected from areas that are beyond measurable influence of Seabrook Station. These samples are used as reference data. Normal background radiation levels, or radiation present due to causes other than Seabrook Station, can thus be compared to the environment surrounding the nuclear power station. Indicator samples are the second sample type obtained. These samples show how much measureable radiation or radioactivity (if any) is contributed to the environment by the site. Indicator samples are taken from areas close to the station where any plant contribution will be at the highest concentration. The ODCM minimum required plant operations REMP included the collection for 2015 of at least 576 samples, with a total of 2416 individual measurement analyses. In 2015, the total number of sample analysis sets (both required and non-required) equaled 817 taken from 98 locations around Seabrook Station. These were collected from aquatic, atmospheric, and terrestrial environments. An estimated 4880 individual measurement analyses were performed on these samples. The plant operations radiological environmental monitoring program is outlined in Table 2.0-1. Radiation environmental monitoring associated with Dry Fuel Storage (DFS) in 2015 included an additional 20 TLD direct radiation measurements beyond those listed as being part of the REMP. The DFS environmental monitoring program is shown on Table 4.0-1.

Prior to station operation, samples were collected and analyzed to determine the amount of radioactivity present in the area. The resulting values are used as a "pre-operational baseline." Current analysis results from the indicator samples are compared to both current control sample values and the pre-operational baseline to determine if changes in radioactivity levels are attributable to station operations.

A report is required to be submitted to the Nuclear Regulatory Commission when the level of radioactivity as a result of plant operations in an environmental sampling medium at a specified location exceeds the reporting level limits specified in the ODCM when averaged over any calendar quarter. Also, when more than one of the radionuclides is detected in the sampling medium, this report shall be submitted if:

$$\frac{\text{Concentration (1)}}{\text{Limit Level (1)}} + \frac{\text{Concentration (2)}}{\text{Limit Level (2)}} + \dots \geq 1.0$$

Based on the analytical results of environmental samples during 2015, Seabrook Station reporting levels were not exceeded.

All off-site radioactivity detected was attributable to either naturally-occurring radionuclides, previous nuclear weapons tests, the Fukushima Daiichi nuclear accident in Japan on March 11, 2011, or other man-made sources.

In 2015, the maximum whole body dose to the hypothetically exposed individual due to Seabrook Station effluents and operations was estimated to be 0.077 mrem. This whole body dose is the sum of all the exposure pathways for liquid and gaseous effluents, plus the direct whole body dose from station sources. This total represents approximately 0.31% of the whole body dose limits for a member of the public as set forth in 40CFR190.

The average effective dose per individual in the U.S. population from ubiquitous or background radiation sources is about 3.11 mSv/yr (311 mrem/yr), with another 3.00 mSv/yr (300 mrem/yr) resulting from medical procedures and imaging (NCRP Report No. 160, "Ionizing Radiation Exposure of the Population of the United States" (2009)). The estimate for natural background includes radon gas which has always been present but has not always been included in previous estimates. In some regions of the country, the amount of natural radiation is significantly higher. Residents of Colorado, for example, receive an additional 60 mrem/yr due to the increase in cosmic and terrestrial radiation levels. In fact, for every 100 feet above sea level, a person will receive an additional 1 mrem/yr from cosmic radiation. In several regions of the world, naturally high concentrations of uranium and radium deposits result in doses of several thousand mrem/yr to their residents (CRC Handbook. "Radioecology: Nuclear Energy and the Environment", F. Ward Whicker and Vincent Schultz, Volume I, 1982).

Analytical results are divided into four categories based on exposure pathways: Airborne, direct radiation, ingestion, and waterborne. Each of these pathways is described below:

- The airborne exposure pathway includes airborne iodine and airborne particulate. The 2015 results were similar to previous years, excluding the Fukushima Daiichi event in 2011. There was no notable increase in natural products and no detectable fission products or other plant-related radionuclides in the airborne particulate media during the year.
- The direct exposure pathway measures environmental radiation exposures by use of thermoluminescent dosimeters (TLDs). TLD results have indicated a trend that compares with previous years which reflect the natural variability of background radiation from one location to another. The exposure rate response at some individual monitoring stations has exhibited step changes at some point in the past that appear to be related to changes in local conditions in the area of the dosimeter measurement. These step observations have been noted at various locations (both control and indicator stations) with no correlation with distance from Seabrook Station, leading to the conclusion that the changes in local TLD responses are not related to Seabrook operations. As a result, no detectable radiation contribution from Seabrook Station sources was identified via TLD environmental measurements off-site during the course of 2015 from either plant operations or from the spent fuel in the Dry Fuel Storage Facility.
- The ingestion exposure pathway includes milk, fish, shellfish, terrestrial food products and leafy vegetation samples. The gamma spectroscopy analyses indicated the most prominent positive results were for potassium-40 (K-40) at average environmental levels. Other naturally-occurring radionuclides were also periodically detected. However, past world-wide nuclear events such as atmospheric testing of nuclear weapons and the Fukushima Daiichi nuclear accident did result in detectable fallout of fission related radioactivity (Cs-137) in leafy vegetation (including at a Control Station) and milk. Neither fish, shellfish nor terrestrial food products (strawberries, green beans and tomatoes) had any detectable fission product related radioactivity. No radionuclides related to plant effluents were detected in any of these sample media during 2015. For the one fission product (Cs-137) detected in milk and broadleaf vegetation, the concentration falls within the range of past and pre-operational measurements and can be attributed to past weapons testing fallout.
- The waterborne exposure pathway includes surface (ocean) water, drinking water supply, shallow well water, sea algae (Irish Moss) and sediment. Water samples were analyzed for tritium, gross-beta and gamma-emitting radionuclides. Irish Moss was analyzed for gamma-emitting radionuclides. Tritium was not identified in the water samples analyzed. For groundwater, the gross beta activity detected at all locations is similar to what was detected in the pre-operational program and is consistent with results from previous years of commercial operations. Gamma analysis of samples indicated no plant-related gamma-emitting radionuclides above detection limits.

The results of the 2015 REMP continue to clearly demonstrate that there is no significant short term or chronic long-term radiological impact on the environment in the vicinity of Seabrook Station from plant operations and that there is no detectable impact to members of the public associated with the DFS facility. The REMP monitoring did detect local area fallout related to past global nuclear events, such as atmospheric weapons testing and the Japanese nuclear accident in March 2011, thereby demonstrating the sensitivity and capability of the REMP to detect low level radiological changes in the environment and the likely source. The

REMP confirmed that plant effluents in 2015 did not contribute measurable radiation exposure to the general public. This finding is consistent with previous years' monitoring conclusions. As a result, no increasing or changing trends in plant related radiological impacts on the environment are found.

LIST OF TABLES

<u>Number</u>	<u>Title</u>	<u>Page</u>
2.0-1	Plant Operations Radiological Environmental Monitoring Program	3
2.0-2	Plant Operations Radiological Environmental Monitoring Locations	4
3.1-1	REMP Summary (Medium: Air Particulates).....	21
3.2-1	REMP Summary (Medium: Charcoal Cartridge)	24
3.3-1	REMP Summary (Medium: Milk)	30
3.4-1	REMP Summary (Medium: Sea Water)	33
3.5-1	REMP Summary (Medium: Ground Water)	39
3.6-1	REMP Summary (Medium: Sediment)	43
3.7-1	REMP Summary (Medium: Fish)	47
3.8-1	REMP Summary (Medium: American Lobster)	51
3.9-1	REMP Summary (Medium: Mussel Body)	55
3.9-2	REMP Summary (Medium: Mussel Shell)	58
3.10-1	REMP Summary (Medium: Irish Moss)	60
3.11-1	REMP Summary (Medium: Food Crops)	64
3.12-1	REMP Summary (Medium: Vegetation)	67
3.13-1	Environmental TLD Measurements.....	71
3.13-2	Pre-Operational Environmental TLD Measurements	73
3.13-3	Facility Related Dose using ANSI/HPS N13.37-2014 Methodology	74
4.0-1	Dry Fuel Storage (DFS) TLD Monitoring Locations.....	98
4.1-1	DFS Environmental TLD Measurements (2015).....	99
4.1-2	DFS Facility Related Dose using ANSI/HPS N13.37-2014 Methodology	100
5.2-1	Detection Capabilities for Environmental Sample Analysis..	110
5.3-1	Reporting Levels for Radioactivity Concentrations in Environmental Samples	111
6.1-1	2015 Inter-Lab Radiological Proficiency Testing Results and Acceptance Criteria	118
6.1-2	2015 Eckert & Ziegler Analytics Performance Evaluation Results	135
6.1-3	REMP Intra-Laboratory Data Summary: Bias & Precision by Matrix	139
6.1-4	All Radiological Intra-Lab Data Summary: Bias and Precision Matrix	141
6.1-5	2015 Corrective Action Report Summary	149
6.2-1	Percentage of Individual Dosimeters That Passed EDC Internal Criteria	154
6.2-2	Mean Dosimeter Analyses (N=6)	155
6.2-3	Summary of Independent Dosimeter Blind Spike Testing	155
6.2-4	Summary of Independent Blind Duplicate Dosimeter Testing	156
7.0-1	2015 Land Use Census Results	158

LIST OF FIGURES

<u>Number</u>	<u>Title</u>	<u>Page</u>
Figure 2.1	Radiological Environmental Monitoring Locations within 4 Km of Seabrook Station.....	7
Figure 2.2	Radiological Environmental Monitoring Locations Between 4 & 12 Km of Seabrook Station.....	8
Figure 2.3	Radiological Environmental Monitoring Locations Outside 12 Km of Seabrook Station.....	9
Figure 2.4	Direct Radiation Monitoring Locations Within 4 Km of Seabrook Station.....	10
Figure 2.5	Direct Radiation Monitoring Locations Between 4 & 12 Km of Seabrook Station.....	11
Figure 2.6	Direction Radiation Monitoring Locations Outside 12 Km of Seabrook Station.....	12
Figure 3.1	Gross-Beta Measurements of Air Particulate Filters.....	16
Figure 3.1.1	Gross-Beta Measurements of Air Particulate Filters Quarterly Averages.....	17
Figure 3.1.2	Gross-Beta Measurements of Air Particulate Filters Quarterly Averages.....	18
Figure 3.1.3	Gross-Beta Measurements of Air Particulate Filters Quarterly Averages.....	19
Figure 3.1.4	Gross-Beta on Air Particulate Filters Quarterly Averages.....	20
Figure 3.2	I-131 Measurements of Air Charcoal Cartridges	25
Figure 3.3	Cesium-137 in Milk.....	27
Figure 3.3.1	Cesium-137 in Milk Annual Average Concentrations.....	28
Figure 3.3.2	Cesium-137 in Milk Annual Average Concentrations.....	29
Figure 3.5	Gross-Beta Measurements of Ground Water.....	37
Figure 3.5.1	Gross-Beta Measurements of Ground Water Semi-Annual Averages.....	38
Figure 3.6	Environmental Radiation Measurements (Using TLDs).....	77
Figure 3.6.1	Environmental Radiation Measurements (Using TLDs).....	78
Figure 3.7	Environmental Radiation Measurements (Using TLDs).....	79
Figure 3.7.1	Environmental Radiation Measurements (Using TLDs).....	80
Figure 3.8	Environmental Radiation Measurements (Using TLDs).....	81
Figure 3.8.1	Environmental Radiation Measurements (Using TLDs).....	82
Figure 3.9	Environmental Radiation Measurements (Using TLDs).....	83
Figure 3.9.1	Environmental Radiation Measurements (Using TLDs).....	84
Figure 3.10	Environmental Radiation Measurements (Using TLDs).....	85
Figure 3.10.1	Environmental Radiation Measurements (Using TLDs).....	86

LIST OF FIGURES (Continued)

Figure 3.11	Environmental Radiation Measurements (Using TLDs).....	87
Figure 3.11.1	Environmental Radiation Measurements (Using TLDs).....	88
Figure 3.12	Environmental Radiation Measurements (Using TLDs).....	89
Figure 3.12.1	Environmental Radiation Measurements (Using TLDs).....	90
Figure 3.13	Environmental Radiation Measurements (Using TLDs).....	91
Figure 3.13.1	Environmental Radiation Measurements (Using TLDs).....	92
Figure 3.14	Environmental Radiation Measurements (Using TLDs).....	93
Figure 3.14.1	Environmental Radiation Measurements (Using TLDs).....	94
Figure 4.0.1	Dry Fuel Storage TLD Environmental Monitoring Locations	97
Figure 4.1	DFS Control Radiation Measurements (Using TLDs).....	102
Figure 4.2	DFS Environmental Radiation Measurements (Using TLDs).....	103
Figure 4.3	DFS Environmental Radiation Measurements (Using TLDs).....	104
Figure 4.4	DFS Environmental Radiation Measurements (Using TLDs).....	105
Figure 4.5	DFS Environmental Radiation Measurements (Using TLDs).....	106
Figure 4.6	DFS Environmental Radiation Measurements (Using TLDs).....	107

ANNUAL RADIOLOGICAL ENVIRONMENTAL OPERATING REPORT

1.0 Introduction

NextEra Energy Seabrook, LLC's Radiological Environmental Monitoring Program (REMP) consists of two interconnected sample collection and measurement schedules that look for environmental influences from: (1) plant operations which release to the environment radioactive materials in liquid and gaseous effluents, and direct radiation from plant facilities inside the power block Protected Area, and (2) direct radiation from used fuel placed in the Dry Fuel Storage (DFS) facility located in the West Southwest sector approximately 0.38 miles from the Containment Building. Several monitoring locations provide data that are shared or used in the assessment of both plant and DFS operations.

The plant operations REMP at Seabrook Station has been designed and carried out to achieve the following specific objectives:

- To provide an indication of the appearance or accumulation of any radioactive material in the environment caused by the operation of the nuclear power station.
- To provide assurance to regulatory agencies and the public that the station's environmental impact is known and within anticipated limits.
- To verify the adequacy and proper functioning of station effluent controls and monitoring systems.
- To provide standby monitoring capability for rapid assessment of risk to the general public in the event of unanticipated or accidental releases of radioactive material.

In July 2008, the plant operations REMP was supplemented with the DFS environmental monitoring for direct radiation when used nuclear fuel assemblies were for the first time transferred to the on-site DFS facility located WSW of the power block.

NextEra Energy Seabrook, LLC staff collected the terrestrial samples. Normandeau Associates, Inc. collected the marine and sediment samples. After initial sample preparation for shipment, the samples were sent to GEL Laboratories, Inc. of Charleston, SC for analysis. The Environmental Dosimetry Company located in Sterling, MA processed the environmental TLDs for the entire year.

This report is a summary of the findings of the REMP for 2015. It is being provided in compliance with Part A of Seabrook Station's ODCM and Technical Specification 6.8.1.3.

2.0 Plant Operations Environmental Monitoring Program

Table 2.0-1 outlines the plant operations monitoring program as specified in the Seabrook Station ODCM, Part B, Section 4. Table 2.0-2 lists the operational sampling stations and their specific locations (distances are measured from the center of the Unit 1 Containment Building). The sampling locations are shown on maps in Figures 2.1 through 2.6. The sampling and analysis program as described above fulfills the minimum requirements for environmental sample collection and analysis as contained in ODCM Table A.9.1-1, and includes additional sampling of various pathways and locations beyond the minimum requirements.

Below are listed the two-letter media codes and what they represent:

AP	Air Particulate
CF	Charcoal Filter
TM	Milk
WG	Ground Water
WS	Surface (Sea) Water
SE	Sediment
FH	Fish
HA	Lobsters
MU	Mussels (Shellfish – edible portion only)
MS	Mussels (Shellfish – shell portion only)
TL	Direct Radiation (TLD)
AL	Irish Moss (algae)
TF	Food Crop
TG	Vegetation (broad-leaf)

Table 2.0-1

Plant Operations Radiological Environmental Monitoring Program

<u>Media</u>	<u>Sampling Frequency</u>	<u>Required Analyses</u>
Air Particulate (AP)	-Bi-Weekly -Quarterly Composite	Gross Beta Gamma spectroscopy
Charcoal Filter (CF)	-Bi-Weekly	I-131
Milk (TM)*	-Monthly (Semimonthly when animals are on pasture)	Gamma spectroscopy I-131
Surface (Sea) Water (WS)	-Monthly -Quarterly Composite	Gamma spectroscopy H-3 (composite)
Sediment (SE)	-Semiannually	Gamma spectroscopy
Fish & Invertebrates (FH, HA, MU)	-Quarterly or -Semiannually	Gamma spectroscopy
Direct Radiation (TL)	-Quarterly	Integrated gamma exposure
Irish Moss (AL)	-Semiannually	Gamma spectroscopy
Ground Water (WG)	-Quarterly	Gamma spectroscopy Gross Beta H-3
Food Crops (TF)	-Monthly/Growing Season	Gamma spectroscopy
Vegetation (TG)	-Monthly/Growing Season	Gamma spectroscopy I-131

* Note that broad leaf vegetation is substituted for milk due to insufficient number of required milk sampling locations in the site area.

Table 2.0-2

Plant Operations Radiological Environmental Monitoring Locations^{(a) (b)}
2015

Station Code (Media - Sta. No.)	Station Description	Zone	Approx. Distance From Plant (km)	Direction From Plant
AP/CF-01+	PSNH Barge Landing Area	1	2.6	ESE
AP/CF-02+	Hampton Marina (Harbor Rd)	1	2.5	E
AP/CF-03+	Southwest Boundary (Rock Pile)	1	1.0	SW
AP/CF-04+	West Boundary (Plate Yard)	1	1.2	W
AP/CF-05	Winnacunnet High School	1	4.0	NNE
AP/CF-07+	PSNH Substation	1	5.7	NNW
AP/CF-08	E&H Substation	1	3.4	SSE
AP/CF-09+	Georgetown Electric Light Co.	2	21.4	SSW
TM-15	Hampton Falls, NH	1	6.9	NW
WG-01	Seabrook Town Wells	1	5.6	W
WG-13	Seabrook Station Well No.13	1	1.0	N
WG-14	Brimmer's Lane	1	1.3	NNW
WS-01+	Hampton-Discharge Area	1	5.1	E
WS-51+	Ipswich Bay	2	26.2	SSE
WS-02	Seabrook Marsh	1	0.18	SSE
SE-02	Hampton-Discharge Area	1	5.2	E
SE-07	Hampton Beach	1	3.3	E
SE-08+	Seabrook Beach	1	3.3	ESE
SE-52	Ipswich Bay	2	26.2	SSE
SE-57	Plum Island Beach	2	22.4	SSE
FH-03+	Hampton-Discharge Area	1	5.0	ESE
FH-53+	Ipswich Bay	2	23.3	SSE
FH-06	Hampton-Discharge Area	1	5.2	E
HA-04+	Hampton-Discharge Area	1	5.1	E
HA-54+	Ipswich Bay	2	27.9	SSE
MU-06+	Hampton-Discharge Area	1	5.2	E
MU-09	Hampton Harbor	1	2.5	E
MU-56+	Ipswich Bay	2	28.6	SSE
MU-59	Plum Island	2	22.0	SSE
MS-06	Hampton-Discharge Area	1	5.2	E
MS-56	Ipswich Bay	2	28.6	SSE
AL-05	Hampton-Discharge Area	1	5.2	E
AL-55	Ipswich Bay	2	28.7	SSE
TF-02	Hampton Falls, NH	1	5.0	WNW
TF-03	Salisbury, MA	1	5.1	SW
TF-06	Ipswich, MA	2	26.0	S

Table 2.0-2 (Cont'd)

Plant Operations Radiological Environmental Monitoring Locations^{(a) (b)}
2015

Station Code (Media - Sta. No.)	Station Description	Zone	Approx. Distance From Plant (km)	Direction From Plant
TG-08+	North Access Rd, Site Boundary	1	1.05	W
TG-09+	General Office Bld. Site Boundary	1	0.97	SW
TG-10+	Georgetown Electric Light Co.	2	21.4	SSW
TL-01+	Brimmer's Lane, Hampton Falls	1	0.97	N
TL-02+	Landing Road, Hampton	1	3.0	NNE
TL-03+	Glade Path, Hampton Beach	1	2.9	NE
TL-04+	Island Path, Hampton Beach	1	2.3	ENE
TL-05+	Harbor Road, Hampton Beach	1	2.5	E
TL-06+	PSNH Barge Landing Area	1	2.7	ESE
TL-07+	Cross Road, Seabrook Beach	1	2.6	SE
TL-08+	Farm Lane, Seabrook	1	1.3	SSE
TL-09+	Farm Lane, Seabrook	1	1.3	S
TL-10+	Site Boundary Fence	1	1.1	SSW
TL-11+	Site Boundary Fence	1	1.0	SW
TL-12+	Site Boundary Fence	1	1.2	WSW
TL-13+	Inside Site Boundary	1	1.2	W
TL-14+	Trailer Park, Seabrook	1	1.3	WNW
TL-15+	Brimmer's Lane, Hampton Falls	1	1.4	NW
TL-16+	Brimmer's Lane Hampton Falls	1	1.2	NNW
TL-17+	South Road, North Hampton	0	7.8	N
TL-18+	Mill Road, North Hampton	0	7.6	NNE
TL-19+	Appledore Avenue, North Hampton	0	7.7	NE
TL-20+	Ashworth Avenue, Hampton Beach	0	3.2	ENE
TL-21+	Route 1A, Seabrook Beach	0	3.7	SE
TL-22+	Cable Avenue, Salisbury Beach	0	7.6	SSE
TL-23+	Ferry Road, Salisbury	0	8.1	S
TL-24+	Ferry Lots Lane, Salisbury	0	7.2	SSW
TL-25+	Elm Street, Amesbury	0	7.6	SW
TL-26+	Route 107A, Amesbury	0	8.1	WSW
TL-27+	Highland St. S. Hampton	0	7.5	W
TL-28+	Rte. 150, Kensington	0	7.5	WNW
TL-29+	Frying Pan Ln., Hampton Falls	0	7.2	NW
TL-30+	Route 27, Hampton	0	7.6	NNW

Table 2.0-2 (Cont'd)

Plant Operations Radiological Environmental Monitoring Locations^{(a) (b)}
2015

<u>Station Code</u> <u>(Media - Sta. No.)</u>	<u>Station</u> <u>Description</u>	<u>Zone</u>	<u>Approx.</u> <u>Distance</u> <u>From</u> <u>Plant</u> <u>(km)</u>	<u>Direction</u> <u>From</u> <u>Plant</u>
TL-31+	Alumni Drive, Hampton	S	3.8	NNE
TL-32+	Seabrook Elementary School	S	2.0	S
TL-33+	Dock Area, Newburyport	S	9.8	S
TL-34+	Bow Street, Exeter	S	12.0	NW
TL-35+	Lincoln Ackerman School	S	2.3	NNW
TL-36+	Route 97, Georgetown	2	22.6	SSW
TL-37+	Post Office Plaistow, NH	2	21.5	WSW
TL-38+	Emerson St. Hampstead, NH	2	27.7	W
TL-39+	Fremont, NH	2	27.0	WNW
TL-40+	Newmarket, NH	2	21.6	NNW
TL-41	Portsmouth, NH	2	21.0	NNE
TL-42	Ipswich, MA	2	22.8	SSE
TL-44	Education (Science & Nature) Center	S	0.6	SW
TL-45	Hampton Fire Station	S	4.4	NE
TL-46	Seabrook Beach (near Police Station)	S	2.8	ESE
TL-47	Hampton Falls, NH	S	4.1	WNW

Zone indices are: 1 = Indicator Stations; 2 = Control Stations; 0 = Outer Ring TLD;
 I = Inner Ring TLD; S = Special Interest TLD

+ = Sample Locations required by the Off-Site Dose Calculation Manual (ODCM)

(a) Dry Fuel Storage (DFS) locations are listed on Table 4.0-1.

(b) Table reflects those locations included in the 2015 sample collection program.

Figure 2.1 Radiological Environmental Monitoring Locations Within 4 Km of Seabrook Station

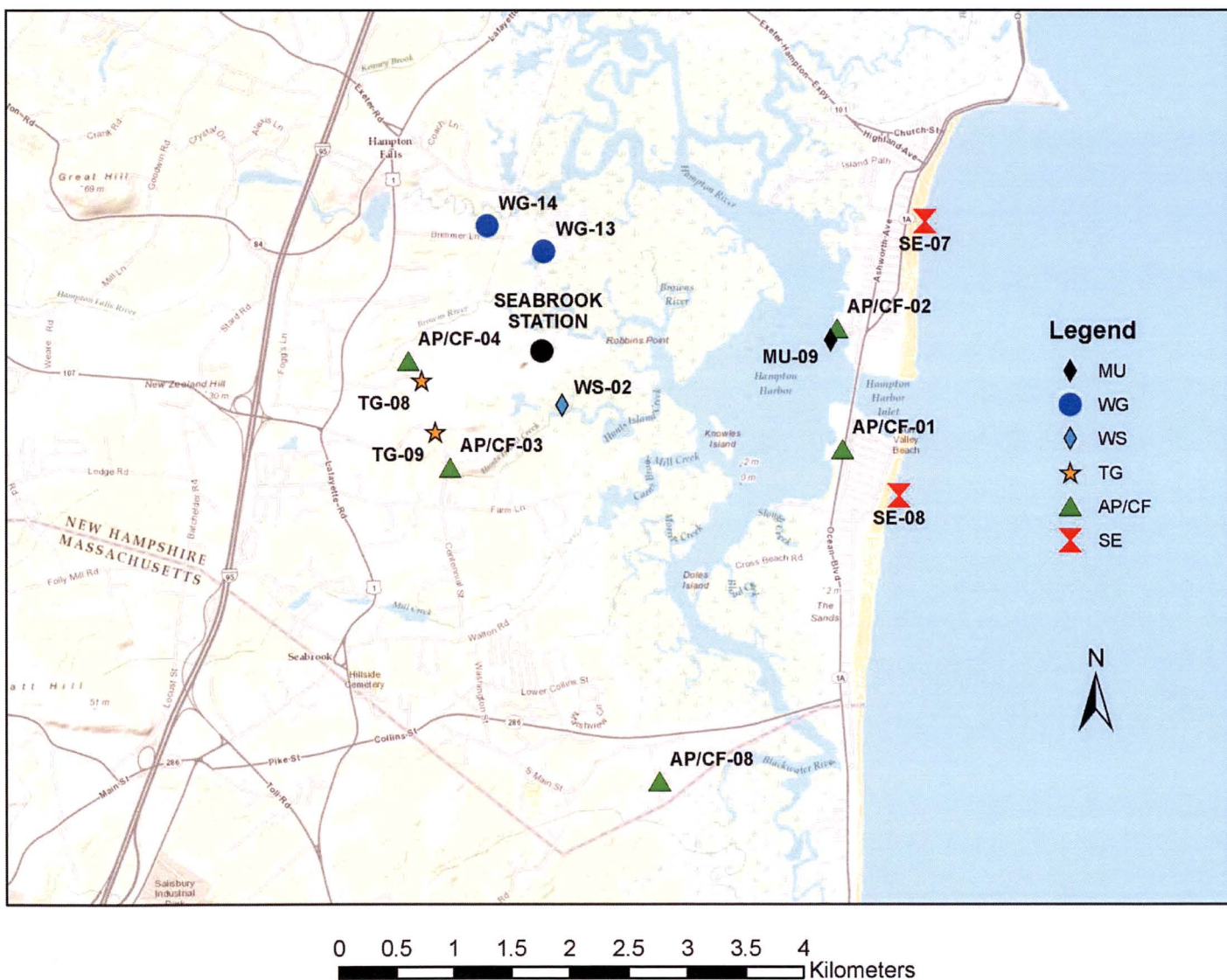


Figure 2.2 Radiological Environmental Monitoring Locations Between 4 & 12 Km of Seabrook Station

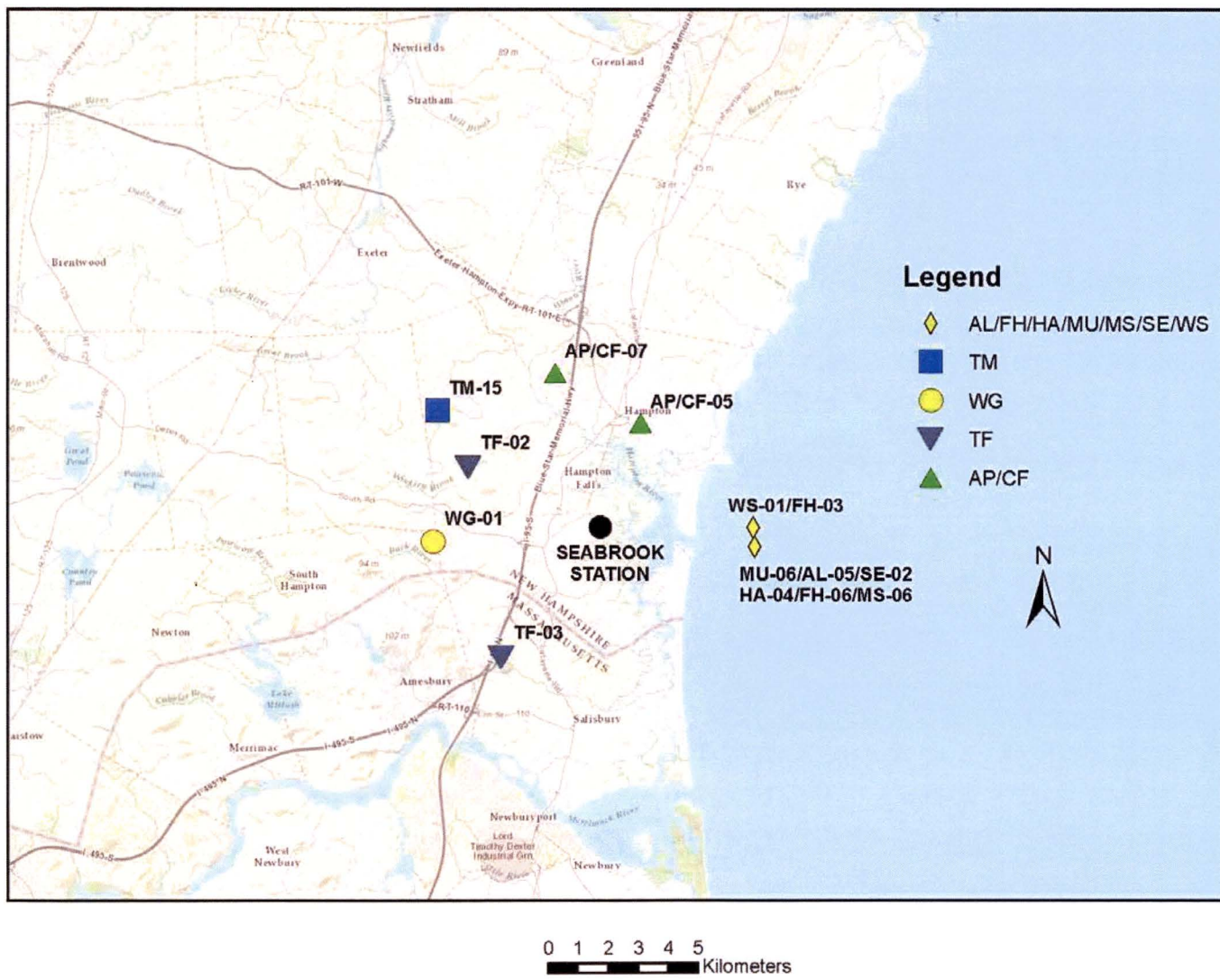


Figure 2.3 Radiological Environmental Monitoring Locations Outside 12 Km of Seabrook Station

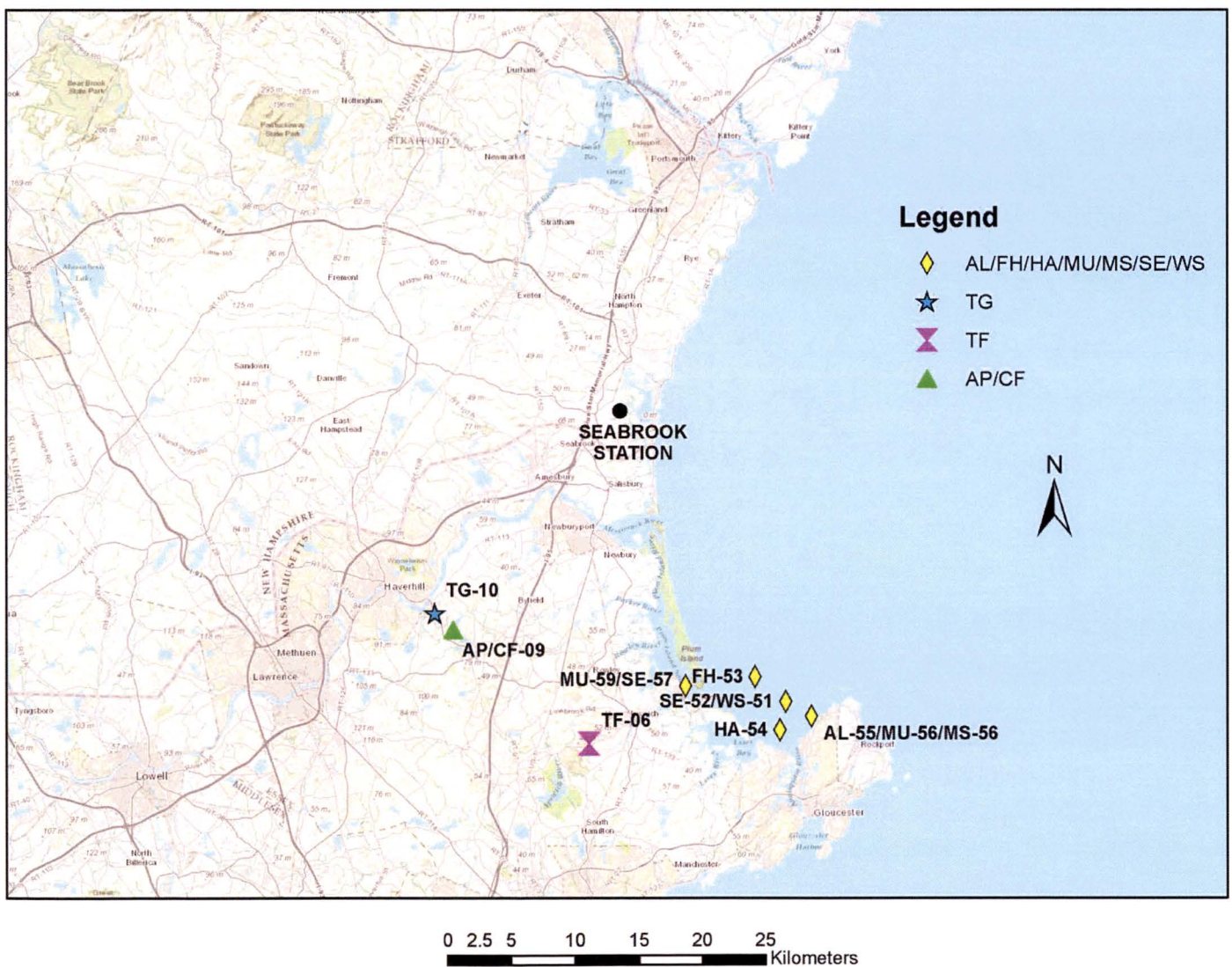
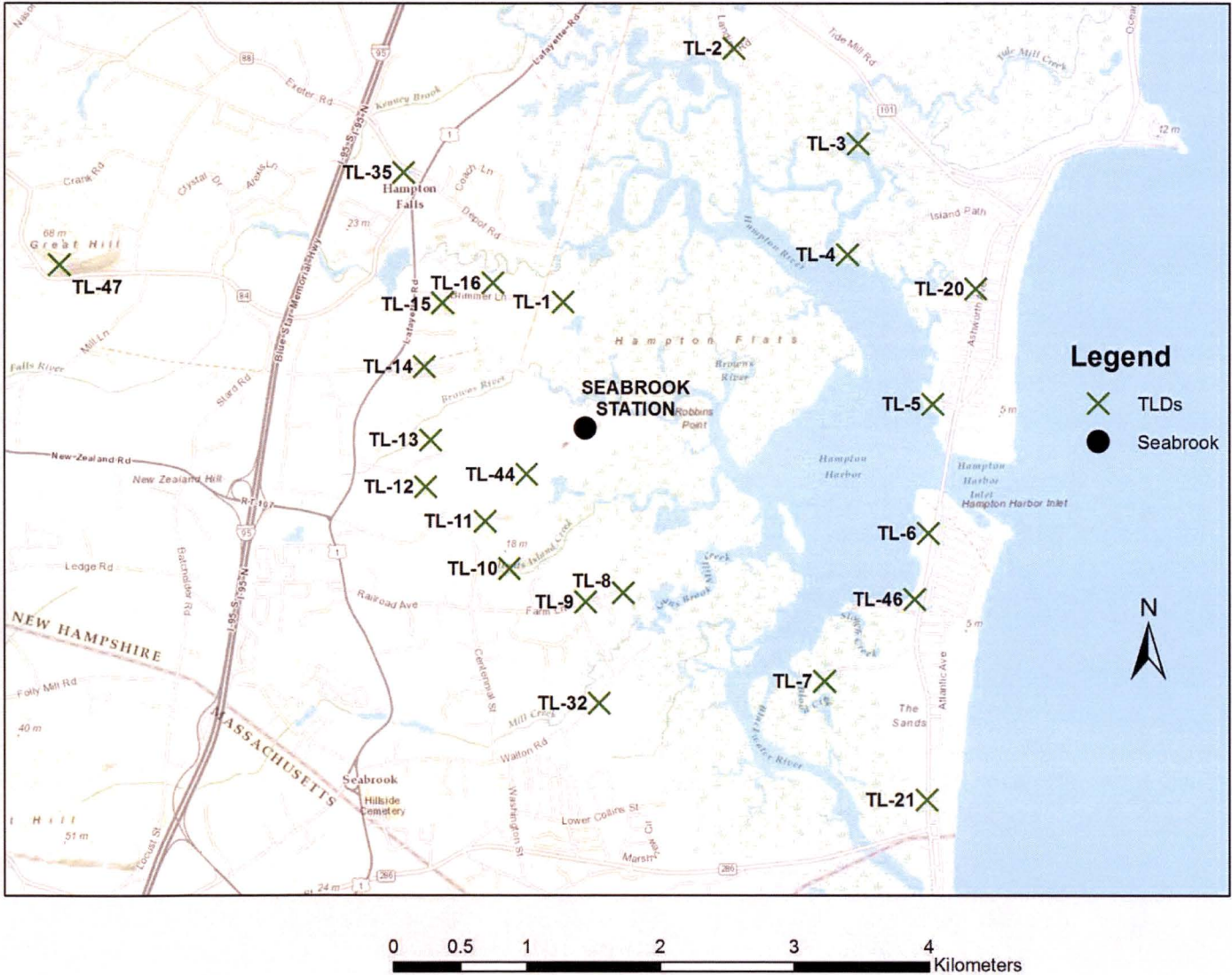


Figure 2.4 Direct Radiation Monitoring Locations Within 4 Km of Seabrook Station





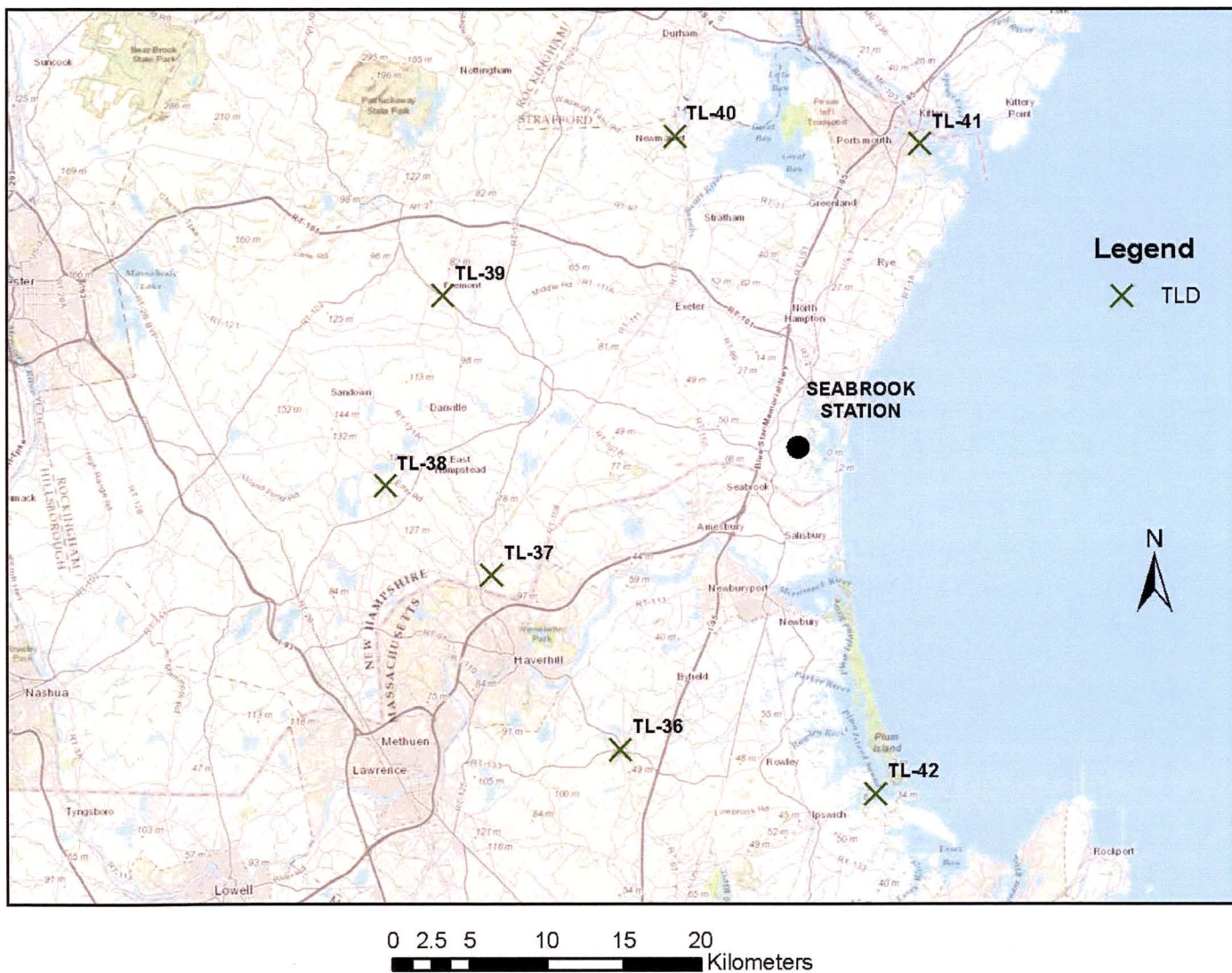


Figure 2.6 Direct Radiation Monitoring Locations Outside 12 Km of Seabrook Station

3.0 Summary of Plant Operations Radiological Environmental Monitoring Data

The following pages summarize the analytical results of the plant operations environmental samples collected in 2015. Each environmental media category is presented as a separate subsection. A table that summarizes the data follows a discussion of the sampling requirements and results for each media type. Listed at the top of each table are the units of measurement for each medium. The left-hand column contains the radionuclide which is being reported, total number of analyses of that radionuclide, and the number of measurements that exceed the required reporting level as documented in Table A.9.1-3 of the ODCM. The latter are classified as "non-routine" measurements. The next column lists the Lower Limit of Detection (LLD) for those radionuclides that have detection capability requirements specified in the ODCM.

Those sampling stations which are adjacent to the plant and which could conceivably be affected by the operation of Seabrook Station are called "Indicator" or "Zone 1" stations. Distant stations, which are beyond potential plant influences, are called "Control" or "Zone 2" stations.

A set of statistical parameters is calculated for each radionuclide. This set of statistical parameters includes separate analyses for (1) the indicator stations, (2) the station having the highest annual mean concentration for that radionuclide, and (3) control stations. For each of the three groups of data, these parameters are as follows:

- The mean value of all concentrations
- The range of values
- The number of positive measurements (a concentration which is greater than the MDC for the measurement) divided by the total number of measurements

Each radioactivity measurement datum in this report is based on a single measurement and is reported as a concentration plus or minus a one standard deviation uncertainty. The quoted uncertainty term represents only the random uncertainty associated with the radioactive decay process (counting statistics), and not the propagation of all possible uncertainties in the analytical procedure.

Attachment 1 contains the data for the samples collected in 2015. The results are organized as follows: (1) by sample type; (2) within each sample type the data are alphabetical by nuclide; and (3) within each radionuclide listing the data are chronologically arranged by end date (date of sample collection).

The radionuclide value concentrations have been corrected for radioactive decay. For composite samples, such as air particulates and airborne iodine, the GEL laboratory uses the mid-point of the collection period as the reference for decay correction until time of analysis.

3.1 Air Particulate

Air monitoring stations were established at a total of eight locations, six locations required by the ODCM, Table A.9.1-1, and two additional sites included to supplement the program. Seven of the locations are indicators, while the remaining one is a control station located more than 21 km away from the plant.

Airborne particulates (AP) are collected by passing the air through a glass-fiber filter. In 2015, these filters were typically collected bi-weekly and held for a period (typically 100 hours or more) before being analyzed for gross-beta activity (indicated as BETA in Table 3.1-1) to allow for the decay of Radon and Thoron daughter products. Continuous automated and real-time remote monitoring of vital air sampling system parameters is performed with telemetry that detects power outages, pump failures, filter degradation, tubing failures and excessive filter loading. The telemetry communicates by cellular transmission to a web server that communicates to a shift technician's pager when set-point thresholds are reached, providing 24/7 alert notification. This capability provides for timely identification of problems and corrective actions that reduce the potential loss of air sampling. If periods of high dust loading during the collection period cause a higher than normal differential pressure drop across the collection filters, the collection period may be reduced to weekly cycles to reduce the dust loading. There were no recorded collection cycle reductions due to dust loading in 2015. However, there was one air particulate sample that could not be collected during the 1st quarter of 2015 at the PSNH Barge Landing Area due to excessive snow blocking entry to the gate. For the year, 207 particulate filters were collected and analyzed for gross beta activity.

The 2015 gross beta activity analyses for the indicator locations were found to be statistically equivalent to that seen at the control station (positive activity for all samples). The gross beta results are also similar to what was seen in the pre-operational program and for the last twenty-six years of commercial operation, with the exception of the Fukushima Daiichi related spike in 2011. All filter samples from all stations showed similar trends lines (see Figure 3.1) over the course of the year and from previous years (see Figures 3.1.1, 3.1.2, and 3.1.3). Figure 3.1.4 compares the quarterly average gross beta response of all indicator air sampling stations to the control location over the last 22 years, and shows no significant difference in the two data sets. It is also noted that no plant-related radionuclides (by gamma spectroscopy) were identified in any of the quarterly filter composite samples for 2015. The overall fluctuations at all stations seen in the gross beta activity throughout the year can be attributed to changes in environmental conditions unrelated to plant operations. Natural environmental processes such as wind direction, precipitation, snow cover, and soil temperature and moisture affect concentrations of naturally-occurring radionuclides in the atmosphere directly above land.

Gamma isotopic analyses of particulate filters are summarized on Table 3.1-1. The only radionuclide detected was naturally-occurring Be-7, which indicated positive in all air particulate samples. Be-7 is of cosmogenic origin, and its presence is consistent with previous years in both the pre-operational and operational periods.

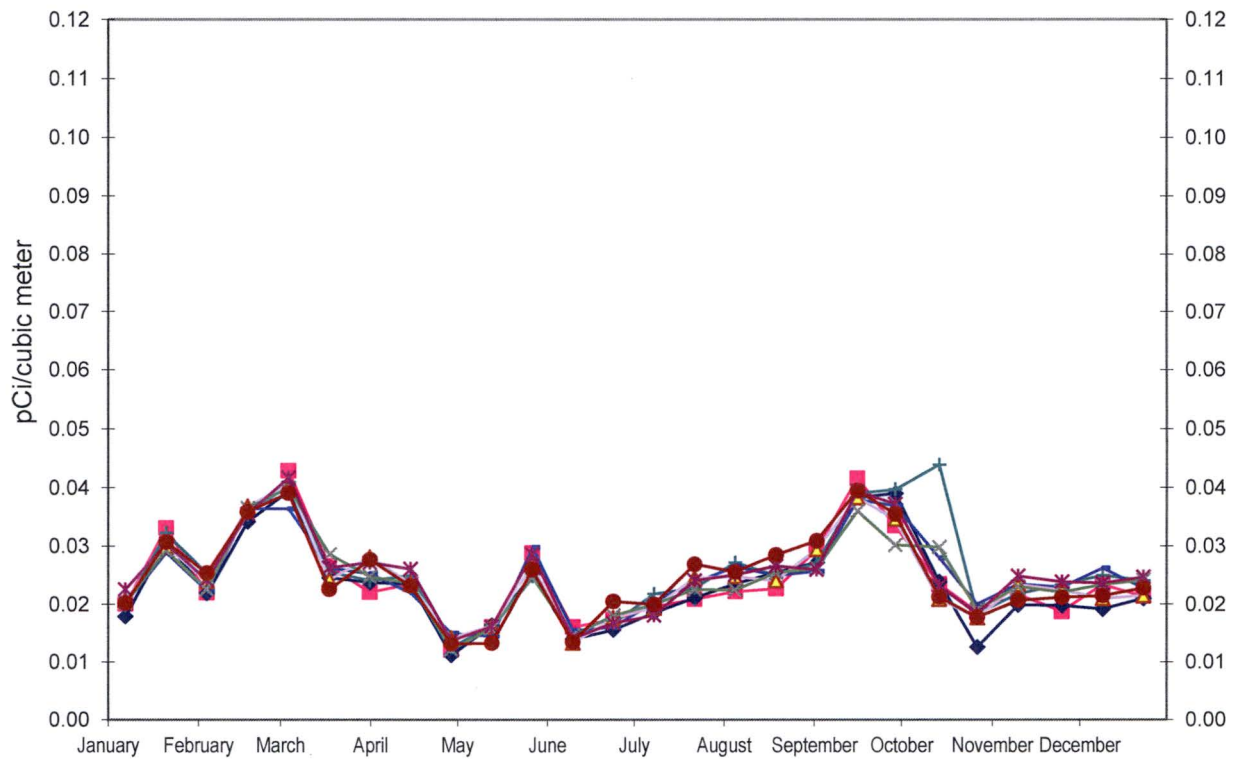
Near the end of 2010, analysis of environmental samples was changed from the AREVA Environmental Laboratory to GEL Laboratory after the AREVA lab discontinued operations. In comparing long term trends in gross beta activity, the results since 2011 appear to reflect a step increase at the time of the transition between labs. The reason for the step increase is related to the change in the gross beta counting equipment configurations and reference calibration standards used by the AREVA lab and GEL. Both labs use(d) gas proportional counting of the filter element. However, AREVA applied a Cs-137 calibration source while the GEL lab uses a Tc-99 calibration source. In the case of the AREVA data record, the Cs-137 detection efficiency (typically 34%) was applied to the "gross" counts to determine the apparent activity. This inherently presumes that the radioactivity in a field sample is all Cs-137. In the case of the GEL data record, the Tc-99 efficiency (20.6%), is applied to the same "gross" counts as if all the radioactivity in this case is Tc-99. The end result is two different gross beta radioactivity determinations for the same level of environmental activity. In application, this is not an adverse condition in that the gross beta counting is used as a qualitative indicator of changes in environmental conditions, not as a quantitative measure of the actual radioactivity. Since the comparison of the response curves for each monitoring station, including the control station, are similar over time, the curves indicate that there is no detectable influence from a single nearby point source such as Seabrook Station.

The air particulate sampling program demonstrated no off-site dose to the public or impact to the environment from this pathway as the result of plant operations. This is consistent with previous years and the pre-operational program. The REMP Summary Table 3.1-1 lists the range of analysis results by radionuclide for Indicator and Control Stations for the air particulate environmental media. Attachment 1 to this report lists the individual analysis results for each measurement of air particulates under the Sample Type code AP.

Air particulate sample collection and analysis deviations from the ODCM required program (if any) are described in Section 5.

FIGURE 3.1

GROSS-BETA MEASUREMENTS OF AIR PARTICULATE FILTERS
SEABROOK STATION



2015

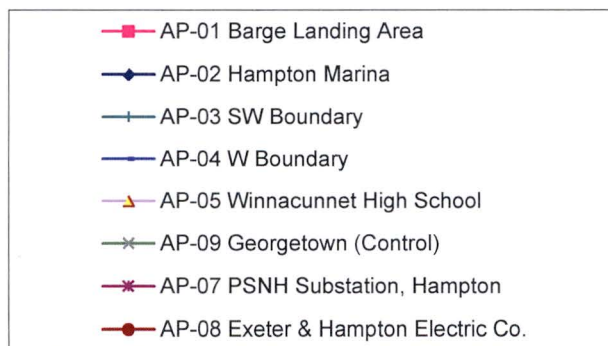


FIGURE 3.1.1

GROSS-BETA MEASUREMENTS OF AIR PARTICULATE FILTERS QUARTERLY AVERAGES
SEABROOK STATION

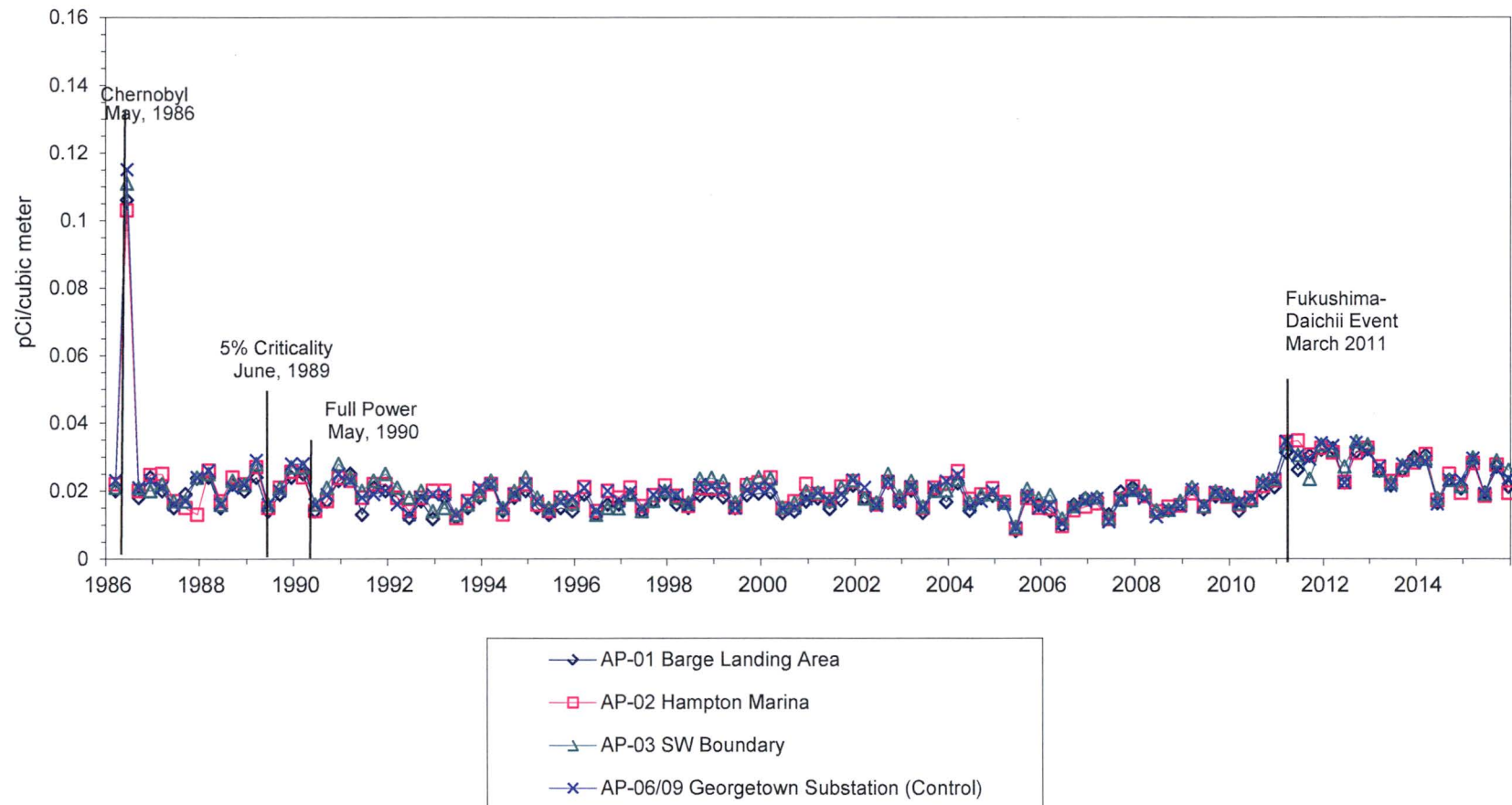


FIGURE 3.1.2

GROSS-BETA MEASUREMENTS OF AIR PARTICULATE FILTERS QUARTERLY AVERAGES
SEABROOK STATION

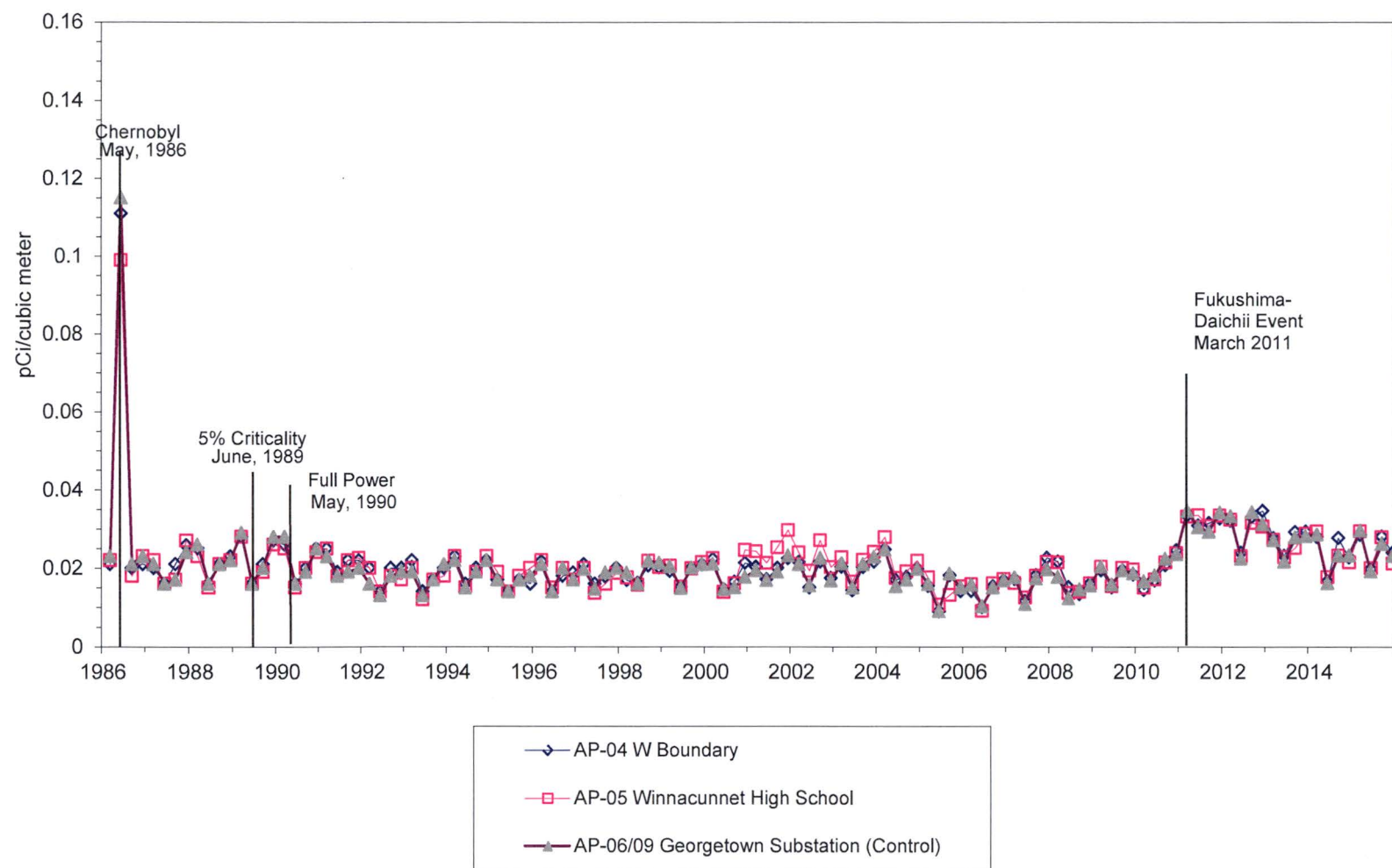


FIGURE 3.1.3

GROSS-BETA MEASUREMENTS OF AIR PARTICULATE FILTERS QUARTERLY AVERAGES
SEABROOK STATION

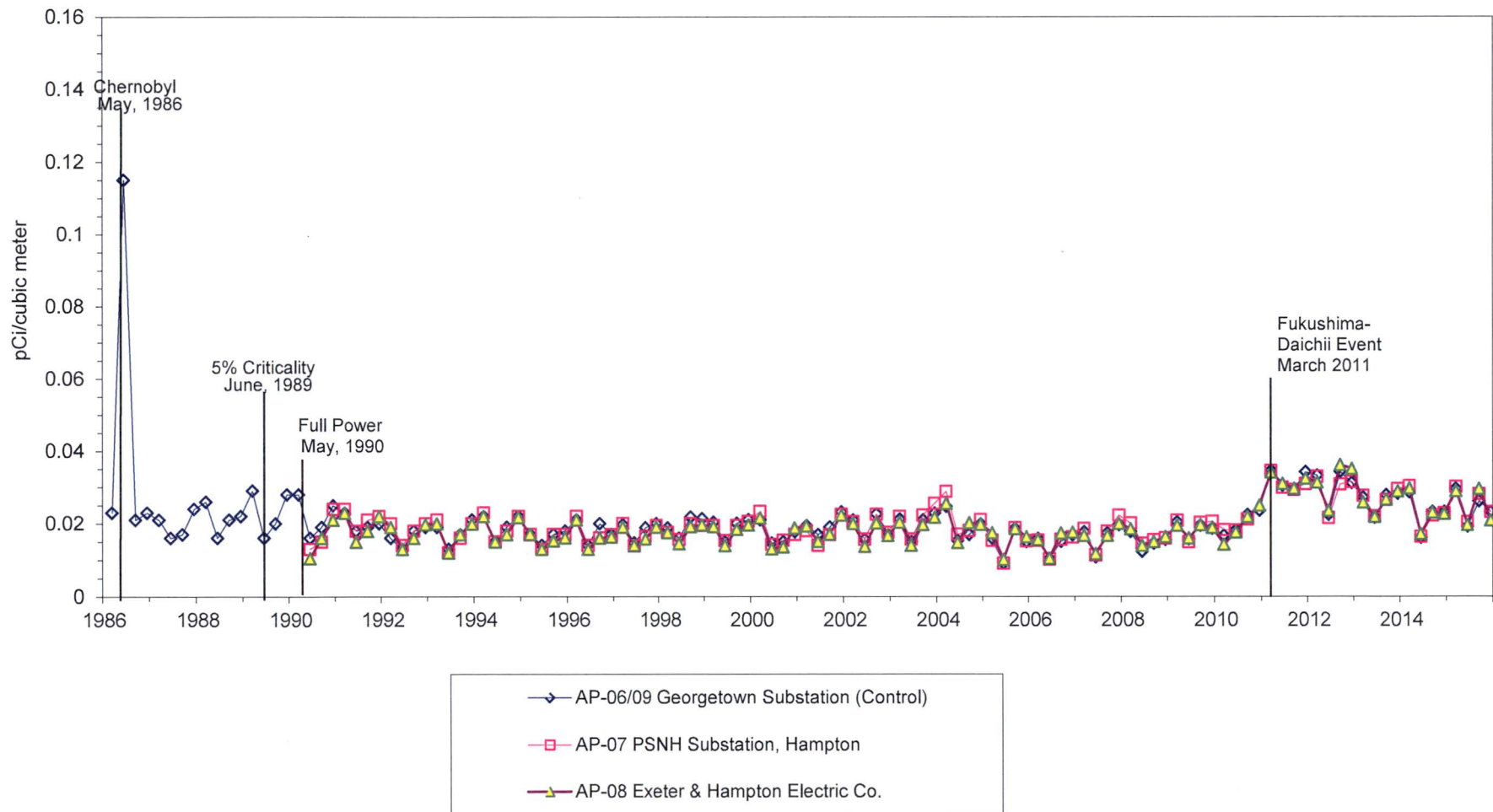


FIGURE 3.1.4

GROSS-BETA ON AIR PARTICULATE FILTERS
QUARTERLY AVERAGES
SEABROOK STATION

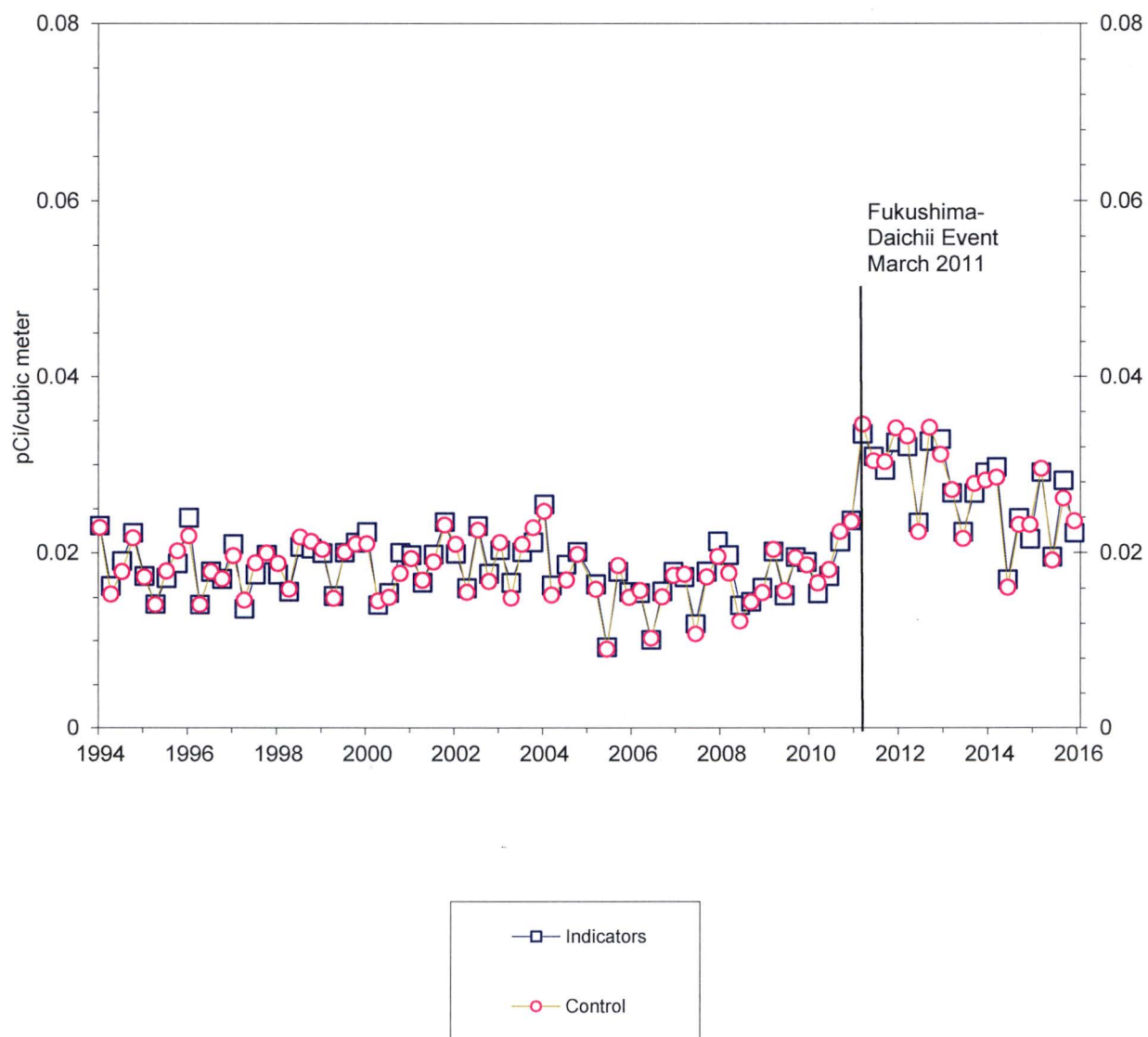


Table 3.1-1
Radiological Environmental Monitoring Program Summary
Seabrook Nuclear Power Station, Seabrook, NH
(January - December 2015)

MEDIUM: Air Particulates (AP) UNITS: pCi/cubic meter

Radionuclides (No. Analyses) (Non-Routine*)	Required LLD	Indicator Stations	Station With Highest Mean		Control Stations
		Mean Range (No. Detected**)	Station	Mean Range (No. Detected**)	Mean Range (No. Detected**)
BETA (207) (0)	0.01	2.5E -2 (1.1 - 4.4)E -2 (181/ 181)	03	2.6E -2 (1.3 - 4.4)E -2 (26/ 26)	2.4E -2 (1.2 - 4.0)E -2 (26/ 26)
Be-7 (32) (0)		1.0E -1 (6.4 - 12.8)E -2 (28/ 28)	04	1.1E -1 (8.3 - 12.8)E -2 (4/ 4)	9.5E -2 (7.1 - 10.8)E -2 (4/ 4)
K-40 (32) (0)		1.8E -3 (-1.0 - 0.6)E -2 (0/ 28)	01	3.4E -3 (0.0 - 5.2)E -3 (0/ 4)	7.8E -4 (-1.7 - 2.6)E -3 (0/ 4)
Cr-51 (32) (0)		-7.8E -4 (-1.6 - 1.4)E -2 (0/ 28)	02	5.7E -3 (-6.5 - 136.0)E -4 (0/ 4)	5.5E -3 (7.0 - 136.0)E -4 (0/ 4)
Mn-54 (32) (0)		-1.6E -5 (-3.2 - 3.7)E -4 (0/ 28)	01	1.1E -4 (-3.2 - 3.7)E -4 (0/ 4)	3.4E -5 (-1.2 - 2.6)E -4 (0/ 4)
Co-57 (32) (0)		3.1E -5 (-1.7 - 2.6)E -4 (0/ 28)	01	9.6E -5 (-3.9 - 25.6)E -5 (0/ 4)	6.9E -5 (2.4 - 14.3)E -5 (0/ 4)
Co-58 (32) (0)		-2.3E -5 (-7.0 - 6.4)E -4 (0/ 28)	04	1.4E -4 (-4.6 - 6.4)E -4 (0/ 4)	-2.3E -4 (-9.2 - 2.6)E -4 (0/ 4)
Fe-59 (32) (0)		-1.0E -4 (-2.4 - 2.7)E -3 (0/ 28)	09	9.8E -4 (-1.8 - 2.6)E -3 (0/ 4)	9.8E -4 (-1.8 - 2.6)E -3 (0/ 4)
Co-60 (32) (0)		3.6E -5 (-3.1 - 4.7)E -4 (0/ 28)	07	1.9E -4 (-2.8 - 46.6)E -5 (0/ 4)	-2.5E -5 (-1.8 - 2.7)E -4 (0/ 4)
Zn-65 (32) (0)		-7.1E -5 (-1.1 - 1.0)E -3 (0/ 28)	02	2.2E -4 (-4.8 - 6.4)E -4 (0/ 4)	-1.7E -5 (-3.9 - 3.2)E -4 (0/ 4)
Se-75 (32) (0)		-5.0E -5 (-4.1 - 3.4)E -4 (0/ 28)	08	5.2E -5 (-1.1 - 3.4)E -4 (0/ 4)	-3.9E -5 (-2.4 - 2.2)E -4 (0/ 4)
Nb-95 (32) (0)		-4.9E -5 (-9.1 - 7.6)E -4 (0/ 28)	09	3.2E -4 (-1.5 - 7.9)E -4 (0/ 4)	3.2E -4 (-1.5 - 7.9)E -4 (0/ 4)
Zr-95 (32) (0)		-1.3E -4 (-1.6 - 1.3)E -3 (0/ 28)	09	2.7E -4 (-9.3 - 11.5)E -4 (0/ 4)	2.7E -4 (-9.3 - 11.5)E -4 (0/ 4)
Ru-103 (32) (0)		7.5E -5 (-1.2 - 1.5)E -3 (0/ 28)	02	5.5E -4 (1.2 - 15.3)E -4 (0/ 4)	-6.2E -5 (-9.2 - 10.3)E -4 (0/ 4)
Ru-106 (32) (0)		-3.5E -5 (-3.5 - 2.0)E -3 (0/ 28)	05	9.1E -4 (-9.3 - 20.3)E -4 (0/ 4)	-1.0E -4 (-1.7 - 2.3)E -3 (0/ 4)

* Non-Routine refers to those radionuclides that exceeded the Reporting Levels in ODCM Table A.9.1-3.

** The fraction of detectable measurements (i.e., > MDC with no uncertain identification) is shown in parentheses.

Table 3.1-1 (Continued)
Radiological Environmental Monitoring Program Summary
Seabrook Nuclear Power Station, Seabrook, NH
(January - December 2015)

MEDIUM: Air Particulates (AP) UNITS: pCi/cubic meter

Radionuclides (No. Analyses) (Non-Routine*)	Required LLD	Indicator Stations	Station With Highest Mean		Control Stations
		Mean Range (No. Detected**)	Station	Mean Range (No. Detected**)	Mean Range (No. Detected**)
Ag-108m (32) (0)		0.0E 0 (-2.7 - 2.2)E -4 (0/ 28)	03	8.9E -5 (2.4 - 21.6)E -5 (0/ 4)	0.0E 0 (-9.5 - 5.2)E -5 (0/ 4)
Ag-110m (32) (0)		-4.3E -5 (-7.7 - 5.4)E -4 (0/ 28)	04	1.5E -4 (-1.2 - 3.1)E -4 (0/ 4)	1.4E -4 (-3.4 - 308.0)E -6 (0/ 4)
Sb-124 (32) (0)		-1.9E -4 (-2.0 - 1.1)E -3 (0/ 28)	02	6.2E -4 (-5.8 - 107.0)E -5 (0/ 4)	-1.9E -4 (-1.2 - 0.3)E -3 (0/ 4)
Sb-125 (32) (0)		8.4E -5 (-1.4 - 1.0)E -3 (0/ 28)	08	4.0E -4 (-7.0 - 838.0)E -6 (0/ 4)	1.5E -4 (-5.9 - 44.1)E -5 (0/ 4)
I-131 (32) (0)		-1.6E -1 (-1.3 - 0.0)E 0 (0/ 28)	07	-1.2E -2 (-4.8 - 0.0)E -2 (0/ 4)	-7.5E -2 (-2.5 - 0.0)E -1 (0/ 4)
Cs-134 (32) (0)	0.05	0.0E 0 (-3.6 - 6.9)E -4 (0/ 28)	08	1.2E -4 (-1.4 - 4.5)E -4 (0/ 4)	4.0E -5 (-8.5 - 11.1)E -5 (0/ 4)
Cs-137 (32) (0)	0.06	3.6E -5 (-2.1 - 2.9)E -4 (0/ 28)	05	1.3E -4 (3.1 - 28.6)E -5 (0/ 4)	7.7E -5 (-6.0 - 16.8)E -5 (0/ 4)
Ba-140 (32) (0)		6.2E -3 (-1.2 - 1.2)E -1 (0/ 28)	04	4.9E -2 (2.9 - 6.7)E -2 (0/ 4)	2.5E -3 (-4.4 - 4.4)E -2 (0/ 4)
La-140 (32) (0)		-1.3E -3 (-6.1 - 6.6)E -2 (0/ 28)	03	9.5E -3 (-2.1 - 6.6)E -2 (0/ 4)	6.8E -3 (-7.2 - 18.2)E -3 (0/ 4)
Ce-141 (32) (0)		-2.1E -4 (-3.2 - 2.8)E -3 (0/ 28)	05	5.8E -4 (-6.3 - 28.2)E -4 (0/ 4)	-4.5E -4 (-1.8 - 0.6)E -3 (0/ 4)
Ce-144 (32) (0)		-2.5E -4 (-1.6 - 1.0)E -3 (0/ 28)	02	3.1E -4 (7.3 - 96.9)E -5 (0/ 4)	-4.3E -4 (-1.5 - 0.3)E -3 (0/ 4)
Ac-228 (32) (0)		2.5E -4 (-1.3 - 2.3)E -3 (0/ 28)	04	8.2E -4 (-2.2 - 22.8)E -4 (0/ 4)	6.8E -4 (2.4 - 12.2)E -4 (0/ 4)
Th-228 (32) (0)		2.2E -4 (-1.8 - 6.5)E -4 (0/ 28)	02	3.2E -4 (6.0 - 53.8)E -5 (0/ 4)	2.5E -4 (1.2 - 4.5)E -4 (0/ 4)

* Non-Routine refers to those radionuclides that exceeded the Reporting Levels in ODCM Table A.9.1-3.

** The fraction of detectable measurements (i.e., > MDC with no uncertain identification) is shown in parentheses.

3.2 Charcoal Filters

Charcoal filter (CF) cartridges are placed in series behind the air particulate glass-fiber filters at each of the air sampling locations. Monitoring stations were established at a total of eight locations. Seven of these are indicators and one is a control. Charcoal filters from the air sampling stations were collected and analyzed for I-131 activity to a lower limit of detection (LLD) of 0.07 pCi/m³ or lower.

During 2015, a total of 207 charcoal cartridges from eight locations were analyzed. As described for the air particulate samplers (see Section 3.1), the collection cycles for the charcoal filters were biweekly during 2015. Off-normal conditions, such as observed high differential pressure across the associated particulate filter (none detected in 2015) which might be indicative of excessive dust loading, could prompt switching to a temporary weekly cycle (see Section 3.1).

No sample analyses indicated a detectable level for I-131 that was statistically relevant (positive) at any of the air sampling locations during the year. Figure 3.2 shows the I-131 measurement responses in 2015 for all air sampling stations. All analyses were below their respective measurement minimum detectable concentrations (MDC).

From initial criticality in June 1989 to the Fukushima Daiichi accident in March 2011, the Seabrook REMP program had not detected I-131 at any offsite air sample locations. Following the March – April, 2011 air concentration spikes of I-131 related to the Fukushima Daiichi accident releases, no detectable I-131 has been observed. The pre-operational data for I-131 are consistent with present (2015) data. Therefore, there are no increasing or decreasing trends related to Seabrook Station operations for airborne I-131. The potential organ doses from I-131 in gaseous effluents, if assumed to be released at the MDA, are well below the 10CFR50, Appendix I dose criteria.

The REMP Summary Table 3.2-1 list the range of analysis results for iodine (I-131) at both Indicator and Control Stations. Attachment 1 to this report lists the individual analysis results for each air sample measurement under the Sample Type code CF.

Charcoal filter sample collection and analysis deviations from the ODCM required program (if any) are described in Section 5.

Table 3.2-1
Radiological Environmental Monitoring Program Summary
Seabrook Nuclear Power Station, Seabrook, NH
(January - December 2015)

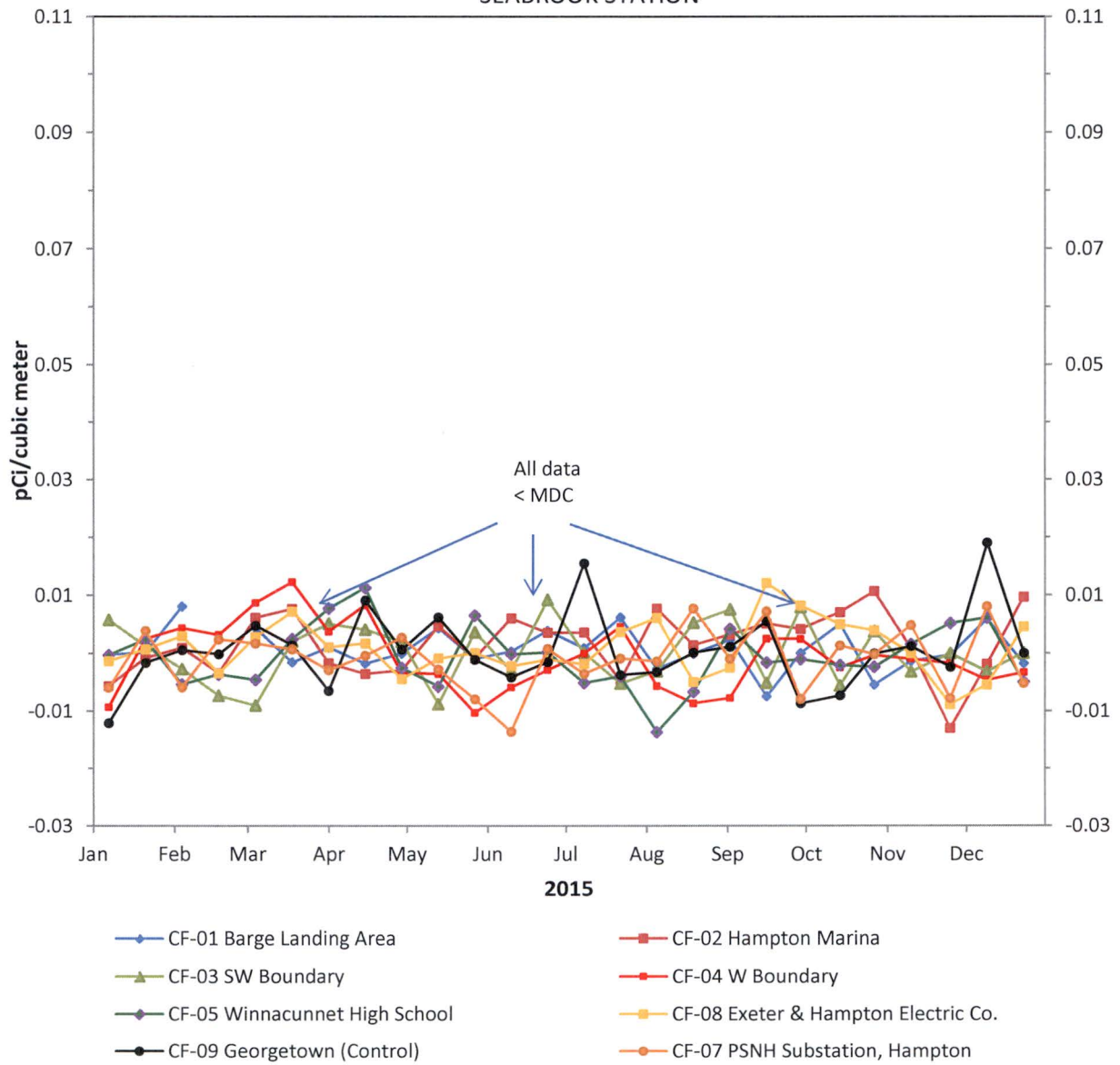
MEDIUM: Charcoal Cartridge (CF) UNITS: pCi/cubic meter

Radionuclides (No. Analyses) (Non-Routine*)	Required LLD	Indicator Stations	Station With Highest Mean		Control Stations
		Mean Range (No. Detected**)	Station	Mean Range (No. Detected**)	Mean Range (No. Detected**)
I-131 (207) (0)	0.07	1.7E -4 (-1.4 - 1.2)E -2 (0/ 181)	02	1.7E -3 (-1.3 - 1.1)E -2 (0/ 26)	5.1E -4 (-1.2 - 1.9)E -2 (0/ 26)

* Non-Routine refers to those radionuclides that exceeded the Reporting Levels in ODCM Table A.9.1-3.

** The fraction of detectable measurements (i.e., > MDC with no uncertain identification) is shown in parentheses.

FIGURE 3.2
I-131 MEASUREMENTS OF AIR CHARCOAL CARTRIDGES
SEABROOK STATION



3.3 Milk

Milk samples (TM) were collected semi-monthly during the pasture season and monthly at other times. Samples are analyzed for low level I-131 and gamma-emitting radionuclides.

The ODCM (Table A.9.1-1) requires that milk samples be collected from three locations within 5 km of the plant having the highest dose potential. If there are none, then one sample is required from milking animals in each of three areas between 5 to 8 km distances where the doses are calculated to be greater than 1 mrem/yr. Due to the limited inventory of milk animals in the site area, as reconfirmed by the 2015 Land Use Census, the number of available sample locations required by the ODCM sampling program could not be met (insufficient numbers of milk animals within 5 km, and only one milk location [designated TM-15] between 5 and 8 km). The ODCM allows for broad leaf vegetation samples to be collected if milk sampling cannot be performed in accordance to the REMP requirements. As a result, two site boundary locations and one control vegetation location are sampled to compensate for the limited milk availability (see Section 3.12).

A total of 18 milk samples were collected during the year from one available location. Each sample was analyzed for gamma emitting radionuclides. In addition, all samples were evaluated for low levels of I-131 through an iodine extraction process. The gamma analyses on samples indicated that naturally-occurring K-40 was detectable in all milk samples. Also detected in 8 milk samples was Cs-137 at an average concentration of 4.25 pCi/kg (positive measurements only) which falls in the range of past and pre-operational measurements. The highest single Cs-137 analysis result in 2015 was 6.32 pCi/kg. Though the Fukushima Daiichi event in March 2011 may have contributed to the Cs-137 levels observed in milk in 2015, Cs-137 has historically been detected at similar levels in milk before the nuclear accident in Japan. Residual Cs-137 from past weapons testing fallout has been the major contributor attributed to the currently observed values in milk. Figures 3.3, 3.3.1 and 3.3.2 illustrate the analysis results (without regard to whether individual analysis indicated detectable or statistically not detectable concentrations) for Cs-137 in milk over the current period (2015) and previous years.

Iodine-131 was not positively identified at any location for the year. This is consistent with previous years for both the pre-operational and operational phases of the program. All samples met the Lower Limit of Detection (LLD) requirements (1 pCi/kg) for I-131 in milk. No increasing or decreasing trends in the radioactivity content of milk were observed.

The REMP Summary Table 3.3-1 lists the range of analysis results by radionuclide for the Indicator station (Historical Control Stations for the milk have ceased operations). Attachment 1 to this report lists the individual analysis results for each measurement of milk under the Sample Type code TM. Section 5 identifies deviations in the sample measurement program (if any), such as missed lower limits of detection (LLD) requirements.

FIGURE 3.3
CESIUM-137 IN MILK
SEABROOK STATION

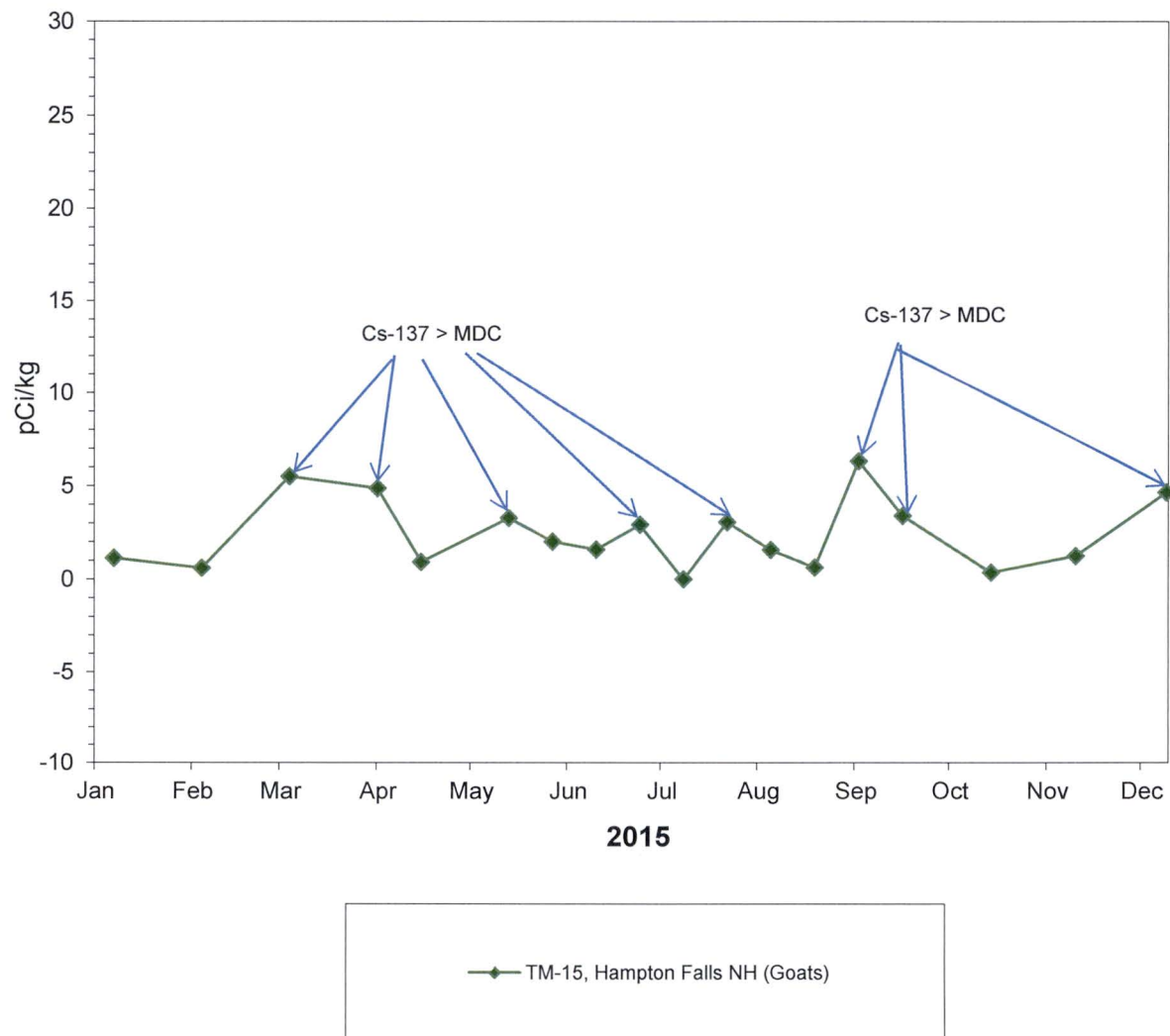


FIGURE 3.3.1
CESIUM-137 IN MILK
ANNUAL AVERAGE CONCENTRATIONS

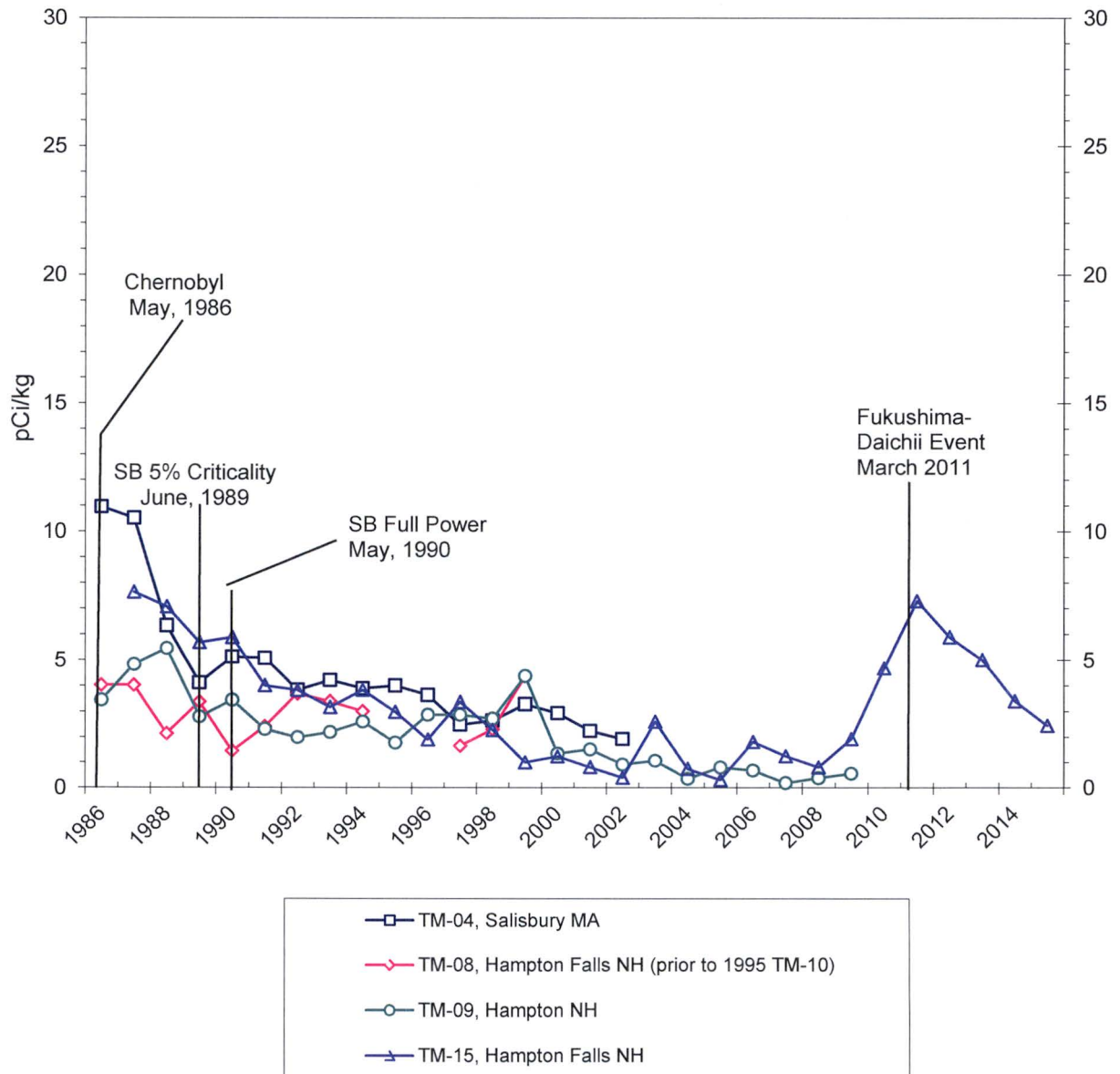


FIGURE 3.3.2

CESIUM-137 IN MILK
ANNUAL AVERAGE CONCENTRATIONS

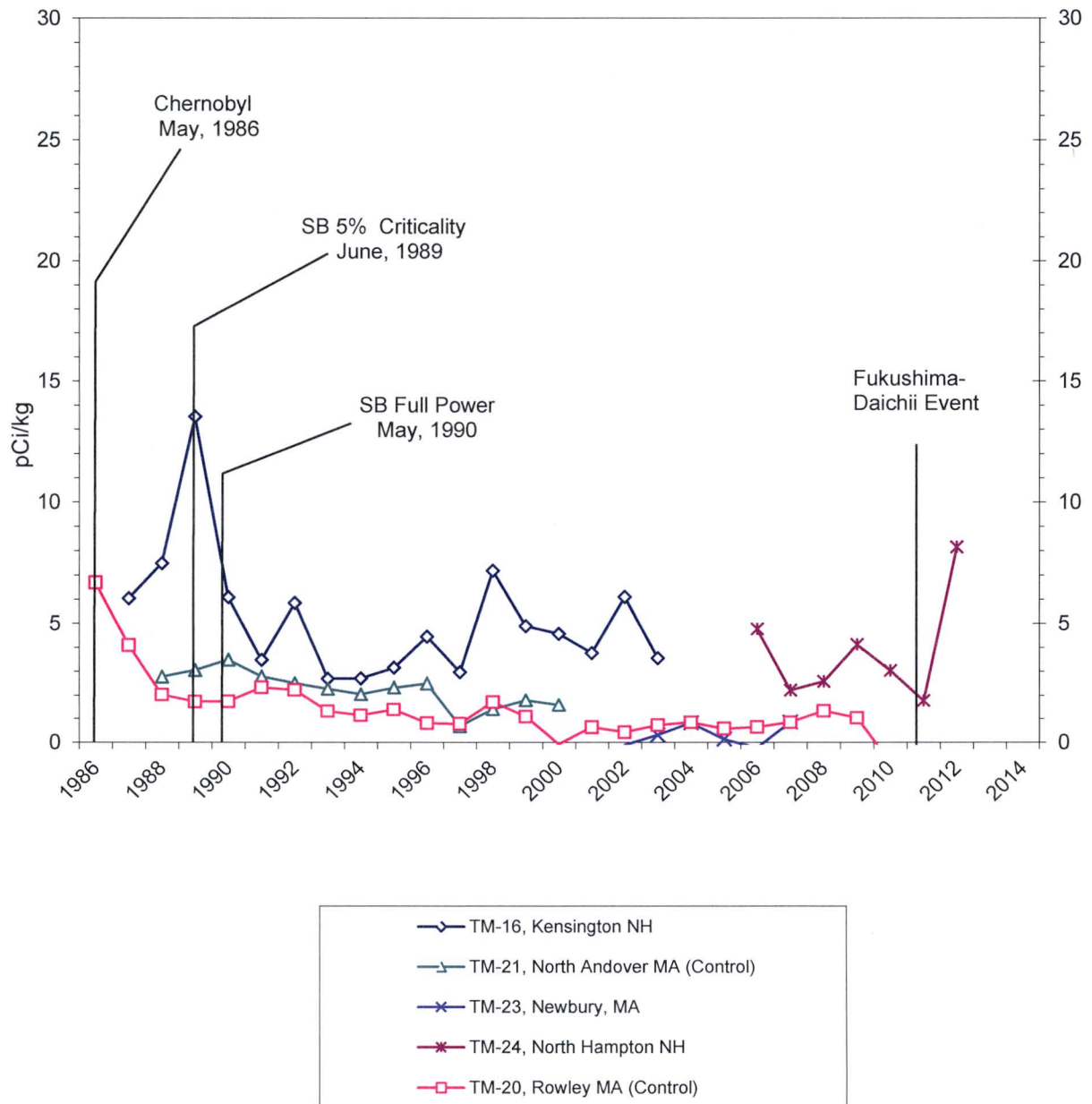


Table 3.3-1
Radiological Environmental Monitoring Program Summary
Seabrook Nuclear Power Station, Seabrook, NH
(January - December 2015)

MEDIUM: Milk (TM) UNITS: pCi/kg

Radionuclides (No. Analyses) (Non-Routine*)	Required LLD	Indicator Stations	Station With Highest Mean		Control Stations
		Mean Range (No. Detected**)	Station	Mean Range (No. Detected**)	Mean Range (No. Detected**)
Be-7	(18) (0)	1.3E 0 (-8.2 - 13.9)E 0 (0/ 18)	15	1.3E 0 (-8.2 - 13.9)E 0 (0/ 18)	NO DATA
K-40	(18) (0)	1.6E 3 (1.3 - 1.8)E 3 (18/ 18)	15	1.6E 3 (1.3 - 1.8)E 3 (18/ 18)	NO DATA
Cr-51	(18) (0)	-2.0E 0 (-1.2 - 0.9)E 1 (0/ 18)	15	-2.0E 0 (-1.2 - 0.9)E 1 (0/ 18)	NO DATA
Mn-54	(18) (0)	-1.7E -2 (-1.6 - 2.1)E 0 (0/ 18)	15	-1.7E -2 (-1.6 - 2.1)E 0 (0/ 18)	NO DATA
Co-57	(18) (0)	2.2E -1 (-9.3 - 13.7)E -1 (0/ 18)	15	2.2E -1 (-9.3 - 13.7)E -1 (0/ 18)	NO DATA
Co-58	(18) (0)	-3.2E -2 (-8.9 - 10.8)E -1 (0/ 18)	15	-3.2E -2 (-8.9 - 10.8)E -1 (0/ 18)	NO DATA
Fe-59	(18) (0)	-1.1E -1 (-1.7 - 2.2)E 0 (0/ 18)	15	-1.1E -1 (-1.7 - 2.2)E 0 (0/ 18)	NO DATA
Co-60	(18) (0)	-1.4E -1 (-1.3 - 1.6)E 0 (0/ 18)	15	-1.4E -1 (-1.3 - 1.6)E 0 (0/ 18)	NO DATA
Zn-65	(18) (0)	-8.0E -1 (-4.1 - 2.1)E 0 (0/ 18)	15	-8.0E -1 (-4.1 - 2.1)E 0 (0/ 18)	NO DATA
Se-75	(18) (0)	1.5E -1 (-1.2 - 1.5)E 0 (0/ 18)	15	1.5E -1 (-1.2 - 1.5)E 0 (0/ 18)	NO DATA
Nb-95	(18) (0)	5.0E -1 (-1.9 - 1.7)E 0 (0/ 18)	15	5.0E -1 (-1.9 - 1.7)E 0 (0/ 18)	NO DATA
Zr-95	(18) (0)	-2.5E -2 (-2.7 - 2.2)E 0 (0/ 18)	15	-2.5E -2 (-2.7 - 2.2)E 0 (0/ 18)	NO DATA
Ru-103	(18) (0)	-4.4E -1 (-2.0 - 1.0)E 0 (0/ 18)	15	-4.4E -1 (-2.0 - 1.0)E 0 (0/ 18)	NO DATA
Ru-106	(18) (0)	-1.4E 0 (-1.9 - 1.4)E 1 (0/ 18)	15	-1.4E 0 (-1.9 - 1.4)E 1 (0/ 18)	NO DATA

* Non-Routine refers to those radionuclides that exceeded the Reporting Levels in ODCM Table A.9.1-3.

** The fraction of detectable measurements (i.e., > MDC with no uncertain identification) is shown in parentheses.

Table 3.3-1 (Continued)
Radiological Environmental Monitoring Program Summary
Seabrook Nuclear Power Station, Seabrook, NH
(January - December 2015)

			MEDIUM: Milk (TM)		UNITS: pCi/kg			
Radionuclides (No. Analyses) (Non-Routine*)		Required LLD	Indicator Stations		Station With Highest Mean		Control Stations	
			Mean Range (No. Detected**)	Station	Mean Range (No. Detected**)	Mean Range (No. Detected**)		
Ag-108m	(18) (0)		-1.9E -1 (-1.4 - 1.2)E 0 (0/ 18)	15	-1.9E -1 (-1.4 - 1.2)E 0 (0/ 18)		NO DATA	
Ag-110m	(18) (0)		-5.7E -2 (-1.5 - 1.0)E 0 (0/ 18)	15	-5.7E -2 (-1.5 - 1.0)E 0 (0/ 18)		NO DATA	
Sb-124	(18) (0)		-8.9E -3 (-2.3 - 1.4)E 0 (0/ 18)	15	-8.9E -3 (-2.3 - 1.4)E 0 (0/ 18)		NO DATA	
Sb-125	(18) (0)		4.1E -1 (-2.7 - 3.7)E 0 (0/ 18)	15	4.1E -1 (-2.7 - 3.7)E 0 (0/ 18)		NO DATA	
I-131	(18) (0)	1	2.1E -2 (-2.0 - 2.0)E -1 (0/ 18)	15	2.1E -2 (-2.0 - 2.0)E -1 (0/ 18)		NO DATA	
Cs-134	(18) (0)	15	4.8E -1 (-1.3 - 1.9)E 0 (0/ 18)	15	4.8E -1 (-1.3 - 1.9)E 0 (0/ 18)		NO DATA	
Cs-137	(18) (0)	18	2.5E 0 (0.0 - 6.3)E 0 (8/ 18)	15	2.5E 0 (0.0 - 6.3)E 0 (8/ 18)		NO DATA	
Ba-140	(18) (0)	15	-5.1E -2 (-1.4 - 0.6)E 1 (0/ 18)	15	-5.1E -2 (-1.4 - 0.6)E 1 (0/ 18)		NO DATA	
La-140	(18) (0)	15	-3.4E -1 (-1.8 - 1.0)E 0 (0/ 18)	15	-3.4E -1 (-1.8 - 1.0)E 0 (0/ 18)		NO DATA	
Ce-141	(18) (0)		1.2E 0 (-3.7 - 3.4)E 0 (0/ 18)	15	1.2E 0 (-3.7 - 3.4)E 0 (0/ 18)		NO DATA	
Ce-144	(18) (0)		2.2E -1 (-6.3 - 10.6)E 0 (0/ 18)	15	2.2E -1 (-6.3 - 10.6)E 0 (0/ 18)		NO DATA	
Ac-228	(18) (0)		-5.3E -1 (-6.5 - 8.0)E 0 (0/ 18)	15	-5.3E -1 (-6.5 - 8.0)E 0 (0/ 18)		NO DATA	
Th-228	(18) (0)		1.4E 0 (-1.1 - 4.2)E 0 (0/ 18)	15	1.4E 0 (-1.1 - 4.2)E 0 (0/ 18)		NO DATA	

* Non-Routine refers to those radionuclides that exceeded the Reporting Levels in ODCM Table A.9.1-3.

** The fraction of detectable measurements (i.e., > MDC with no uncertain identification) is shown in parentheses.

3.4 Surface Water

Surface water (seawater - WS) grab samples are required at two locations (control and indicator) monthly. The indicator (WS-01) is over the vicinity of the plant's submerged discharge structure. The control location (WS-51) is situated in Ipswich Bay, MA, approximately 26.2 km from the plant. A gamma analysis is performed on each sample. A tritium analysis is performed on the quarterly composite of samples from each ODCM required location. Additional samples were collected from the Seabrook Marsh (WS-02) which borders the immediate plant property. The marsh samples are intended to provide indication of any ground water movement across the site area that might carry contamination into the surface waters of the marsh. Each of these samples is analyzed for both gamma emitters and tritium.

For 2015, a total of 26 gamma analyses were performed on surface water samples. The only radionuclides detected were naturally-occurring K-40, which was detected in all samples and naturally-occurring Pb-212 and Th-228, which were detected in one sample. No plant-related nuclides were detected. The present data for gamma emitters in seawater is consistent with that of the pre-operational program and previous years of operations. Therefore, no increasing or decreasing trends were observed.

Quarterly composites for the required off-shore locations (Stations WS-01 and WS-51) were analyzed for tritium. A total of 8 off-shore samples (composites) were analyzed in 2015, plus two additional samples from the non-ODCM required location (WS-02) situated approximately 600 feet SSE from the Containment Building in Seabrook Marsh. The quarterly composites and WS-02 samples showed no indication of tritium. All samples met the required minimum LLD (3000 pCi/kg) for tritium in seawater. These results are consistent with pre-operational tritium data. The achieved tritium Minimum Detectable Concentration (MDC) for the quarterly off-shore composite samples averaged 413 pCi/kg, while the marsh area samples from WS-02 had an average MDC of 380 pCi/kg.

The calculated dose as the result of plant effluents is not evaluated due to the fact that no plant-related radionuclides were or have been detected in the past. Therefore, no increasing or decreasing trends in dose were observed. This sampling program demonstrates that there is no impact to the public or environment, through this pathway from plant operations.

The REMP Summary Table 3.4-1 lists the range of analysis results by radionuclide for Indicator and Control Stations for the sea water environmental media. Attachment 1 to this report lists the individual analysis results for each measurement of sea water under the Sample Type code WS.

Any sample collection and analysis deviations from the ODCM required program or reportable concentrations that may have occurred during the year are described in Section 5.

Table 3.4-1
Radiological Environmental Monitoring Program Summary
Seabrook Nuclear Power Station, Seabrook, NH
(January - December 2015)

MEDIUM: Sea Water (WS) UNITS: pCi/kg

Radionuclides (No. Analyses) (Non-Routine*)	Required LLD	Indicator Stations		Station With Highest Mean		Control Stations
		Mean Range (No. Detected**)		Station	Mean Range (No. Detected**)	Mean Range (No. Detected**)
H-3 (10) (0)	3000	4.2E 1 (-1.6 - 2.6)E 2 (0/ 6)		02	1.4E 2 (1.5 - 25.7)E 1 (0/ 2)	-4.3E 1 (-1.8 - 1.8)E 2 (0/ 4)
Be-7 (26) (0)		4.3E -1 (-5.6 - 6.6)E 0 (0/ 14)		51	2.8E 0 (-4.8 - 7.4)E 0 (0/ 12)	2.8E 0 (-4.8 - 7.4)E 0 (0/ 12)
K-40 (26) (0)		3.1E 2 (2.0 - 3.8)E 2 (14/ 14)		01	3.3E 2 (3.0 - 3.8)E 2 (12/ 12)	3.1E 2 (2.9 - 3.5)E 2 (12/ 12)
Cr-51 (26) (0)		3.0E 0 (-3.5 - 10.8)E 0 (0/ 14)		02	4.5E 0 (1.5 - 7.6)E 0 (0/ 2)	-1.0E 0 (-1.0 - 0.7)E 1 (0/ 12)
Mn-54 (26) (0)	15	4.2E -2 (-1.4 - 2.4)E 0 (0/ 14)		02	5.6E -1 (0.0 - 1.1)E 0 (0/ 2)	-2.0E -1 (-1.2 - 0.7)E 0 (0/ 12)
Co-57 (26) (0)		1.9E -2 (-7.4 - 9.4)E -1 (0/ 14)		01	6.0E -2 (-7.4 - 9.4)E -1 (0/ 12)	8.7E -3 (-7.7 - 4.4)E -1 (0/ 12)
Co-58 (26) (0)	15	-1.7E -1 (-1.1 - 1.0)E 0 (0/ 14)		51	-5.3E -2 (-8.3 - 8.0)E -1 (0/ 12)	-5.3E -2 (-8.3 - 8.0)E -1 (0/ 12)
Fe-59 (26) (0)	30	1.4E -1 (-2.5 - 3.7)E 0 (0/ 14)		02	5.2E -1 (4.4 - 6.1)E -1 (0/ 2)	1.9E -1 (-1.7 - 1.7)E 0 (0/ 12)
Co-60 (26) (0)	15	-1.6E -1 (-1.8 - 0.8)E 0 (0/ 14)		02	4.7E -1 (9.0 - 84.3)E -2 (0/ 2)	1.3E -1 (-1.1 - 2.1)E 0 (0/ 12)
Zn-65 (26) (0)	30	-6.2E -1 (-3.3 - 2.3)E 0 (0/ 14)		01	-3.5E -1 (-3.3 - 2.3)E 0 (0/ 12)	-1.2E 0 (-4.3 - 2.4)E 0 (0/ 12)
Se-75 (26) (0)		1.8E -1 (-1.4 - 2.3)E 0 (0/ 14)		01	2.8E -1 (-1.4 - 2.3)E 0 (0/ 12)	-2.7E -3 (-1.7 - 1.1)E 0 (0/ 12)
Nb-95 (26) (0)	15	3.2E -1 (-4.8 - 11.0)E -1 (0/ 14)		01	3.7E -1 (-4.8 - 11.0)E -1 (0/ 12)	3.7E -1 (-9.2 - 17.4)E -1 (0/ 12)
Zr-95 (26) (0)	15	-4.0E -1 (-2.8 - 0.8)E 0 (0/ 14)		51	3.0E -1 (-1.7 - 1.0)E 0 (0/ 12)	3.0E -1 (-1.7 - 1.0)E 0 (0/ 12)
Ru-103 (26) (0)		-3.9E -1 (-2.1 - 0.9)E 0 (0/ 14)		01	-2.9E -1 (-2.1 - 0.9)E 0 (0/ 12)	-4.0E -1 (-1.5 - 0.6)E 0 (0/ 12)
Ru-106 (26) (0)		-8.3E -1 (-7.9 - 6.8)E 0 (0/ 14)		02	2.5E 0 (2.1 - 2.9)E 0 (0/ 2)	1.6E 0 (-6.1 - 11.9)E 0 (0/ 12)

* Non-Routine refers to those radionuclides that exceeded the Reporting Levels in ODCM Table A.9.1-3.

** The fraction of detectable measurements (i.e., > MDC with no uncertain identification) is shown in parentheses.

Table 3.4-1 (Continued)
Radiological Environmental Monitoring Program Summary
Seabrook Nuclear Power Station, Seabrook, NH
(January - December 2015)

MEDIUM: Sea Water (WS) UNITS: pCi/kg

Radionuclides (No. Analyses) (Non-Routine*)	Required LLD	Indicator Stations	Station With Highest Mean		Control Stations
		Mean Range (No. Detected**)	Station	Mean Range (No. Detected**)	Mean Range (No. Detected**)
Ag-108m (26) (0)		5.4E -2 (-4.6 - 12.1)E -1 (0/ 14)	02	5.3E -1 (-1.4 - 12.1)E -1 (0/ 2)	-1.5E -1 (-1.2 - 0.5)E 0 (0/ 12)
Ag-110m (26) (0)		-3.4E -1 (-1.5 - 1.2)E 0 (0/ 14)	02	-7.0E -3 (-8.2 - 8.1)E -1 (0/ 2)	-4.7E -1 (-2.3 - 1.0)E 0 (0/ 12)
Sb-124 (26) (0)		1.9E -1 (-2.0 - 2.4)E 0 (0/ 14)	01	2.6E -1 (-2.0 - 2.4)E 0 (0/ 12)	-3.1E -1 (-4.1 - 3.6)E 0 (0/ 12)
Sb-125 (26) (0)		-5.1E -1 (-3.2 - 2.5)E 0 (0/ 14)	51	1.7E -1 (-1.9 - 2.4)E 0 (0/ 12)	1.7E -1 (-1.9 - 2.4)E 0 (0/ 12)
I-131 (26) (0)	15	-1.0E -1 (-3.0 - 1.5)E 0 (0/ 14)	51	4.3E -1 (-1.9 - 2.6)E 0 (0/ 12)	4.3E -1 (-1.9 - 2.6)E 0 (0/ 12)
Cs-134 (26) (0)	15	5.3E -1 (-4.0 - 12.8)E -1 (0/ 14)	01	6.2E -1 (-4.0 - 12.8)E -1 (0/ 12)	2.2E -1 (-1.0 - 1.5)E 0 (0/ 12)
Cs-137 (26) (0)	18	1.6E -1 (-1.8 - 0.8)E 0 (0/ 14)	02	6.5E -1 (6.2 - 6.7)E -1 (0/ 2)	5.9E -1 (-2.4 - 16.1)E -1 (0/ 12)
Ba-140 (26) (0)	15	-8.4E -1 (-7.3 - 5.5)E 0 (0/ 14)	51	1.2E 0 (-4.2 - 8.7)E 0 (0/ 12)	1.2E 0 (-4.2 - 8.7)E 0 (0/ 12)
La-140 (26) (0)	15	-7.1E -1 (-1.8 - 0.5)E 0 (0/ 14)	02	2.0E -1 (-1.1 - 5.0)E -1 (0/ 2)	6.6E -2 (-2.0 - 2.4)E 0 (0/ 12)
Ce-141 (26) (0)		2.1E -1 (-2.8 - 2.9)E 0 (0/ 14)	02	1.8E 0 (7.4 - 28.6)E -1 (0/ 2)	-2.5E -1 (-4.1 - 4.1)E 0 (0/ 12)
Ce-144 (26) (0)		-7.4E -2 (-1.0 - 0.7)E 1 (0/ 14)	51	3.3E -1 (-3.4 - 6.4)E 0 (0/ 12)	3.3E -1 (-3.4 - 6.4)E 0 (0/ 12)
Pb-212 (26) (0)		1.2E 0 (-4.1 - 38.4)E -1 (1/ 14)	02	3.0E 0 (2.1 - 3.8)E 0 (1/ 2)	1.2E 0 (-3.1 - 3.3)E 0 (0/ 12)
Pb-214 (26) (0)		3.2E -1 (-3.0 - 4.9)E 0 (0/ 14)	02	1.4E 0 (-5.6 - 33.5)E -1 (0/ 2)	-1.1E 0 (-4.4 - 2.7)E 0 (0/ 12)

* Non-Routine refers to those radionuclides that exceeded the Reporting Levels in ODCM Table A.9.1-3.

** The fraction of detectable measurements (i.e., > MDC with no uncertain identification) is shown in parentheses

Table 3.4-1 (Continued)
Radiological Environmental Monitoring Program Summary
Seabrook Nuclear Power Station, Seabrook, NH
(January - December 2015)

MEDIUM: Sea Water (WS) UNITS: pCi/kg

Radionuclides (No. Analyses) (Non-Routine*)	Required LLD	Indicator Stations	Station With Highest Mean		Control Stations
		Mean Range (No. Detected**)	Station	Mean Range (No. Detected**)	Mean Range (No. Detected**)
Bi-214 (26) (0)		1.1E 0 (-4.2 - 10.3)E 0 (0/ 14)	01	1.6E 0 (-3.7 - 10.3)E 0 (0/ 12)	6.5E -1 (-2.9 - 3.1)E 0 (0/ 12)
Ac-228 (26) (0)		3.7E -3 (-7.8 - 4.8)E 0 (0/ 14)	02	3.7E 0 (2.7 - 4.7)E 0 (0/ 2)	5.6E -1 (-5.8 - 9.7)E 0 (0/ 12)
Th-228 (26) (0)		1.2E 0 (-4.1 - 38.4)E -1 (1/ 14)	02	3.0E 0 (2.1 - 3.8)E 0 (1/ 2)	1.2E 0 (-3.1 - 3.3)E 0 (0/ 12)

* Non-Routine refers to those radionuclides that exceeded the Reporting Levels in ODCM Table A.9.1-3.

** The fraction of detectable measurements (i.e., > MDC with no uncertain identification) is shown in parentheses.

3.5 Ground Water

There is no requirement in the ODCM to collect ground water (WG) samples. For the year, quarterly ground water samples were collected when available from three locations. These samples were collected from the town water line (WG-01) supplied to the Site (by the Town of Seabrook), from an inactive well (WG-13) located approximately 1 km north of the plant, and from a private well 1.3 km NNW (WG-14). For 2015, a total of 9 samples were collected (first quarter samples could not be collected due to heavy snow cover). All samples were analyzed for gross-beta activity, gamma-emitters and tritium.

Gross beta activity was detected in four of the nine samples due to naturally-occurring radium and its daughter products. The gross beta activity is consistent with results from previous years of commercial operations. Figures 3.5 and 3.5.1 indicate the current year (2015) and the long-term measurement history for gross beta in well waters. No tritium or plant-related gamma emitters were detected in any of the ground water samples collected during the year. Table 3.5-1 identifies the results of the search for radionuclides of which only naturally-occurring K-40 was detected in 1 of 9 samples and naturally-occurring Pb-212 and Th-228 were detected in 1 of 9 samples.

The dose potential to the public from drinking ground water is not evaluated due to the fact that plant-related radionuclides have not been detected. Therefore, no increasing or decreasing trends were observed. There is no impact to the public, through this pathway, from plant operations.

The REMP Summary Table 3.5-1 lists the range of analysis results by radionuclide for all ground water environmental samples. Attachment 1 to this report lists the individual analysis results for each measurement of ground water under the Sample Type code WG.

Any reportable sample concentrations that may have occurred during the year are described in Section 5.

FIGURE 3.5
GROSS-BETA MEASUREMENTS OF GROUND WATER
SEABROOK STATION

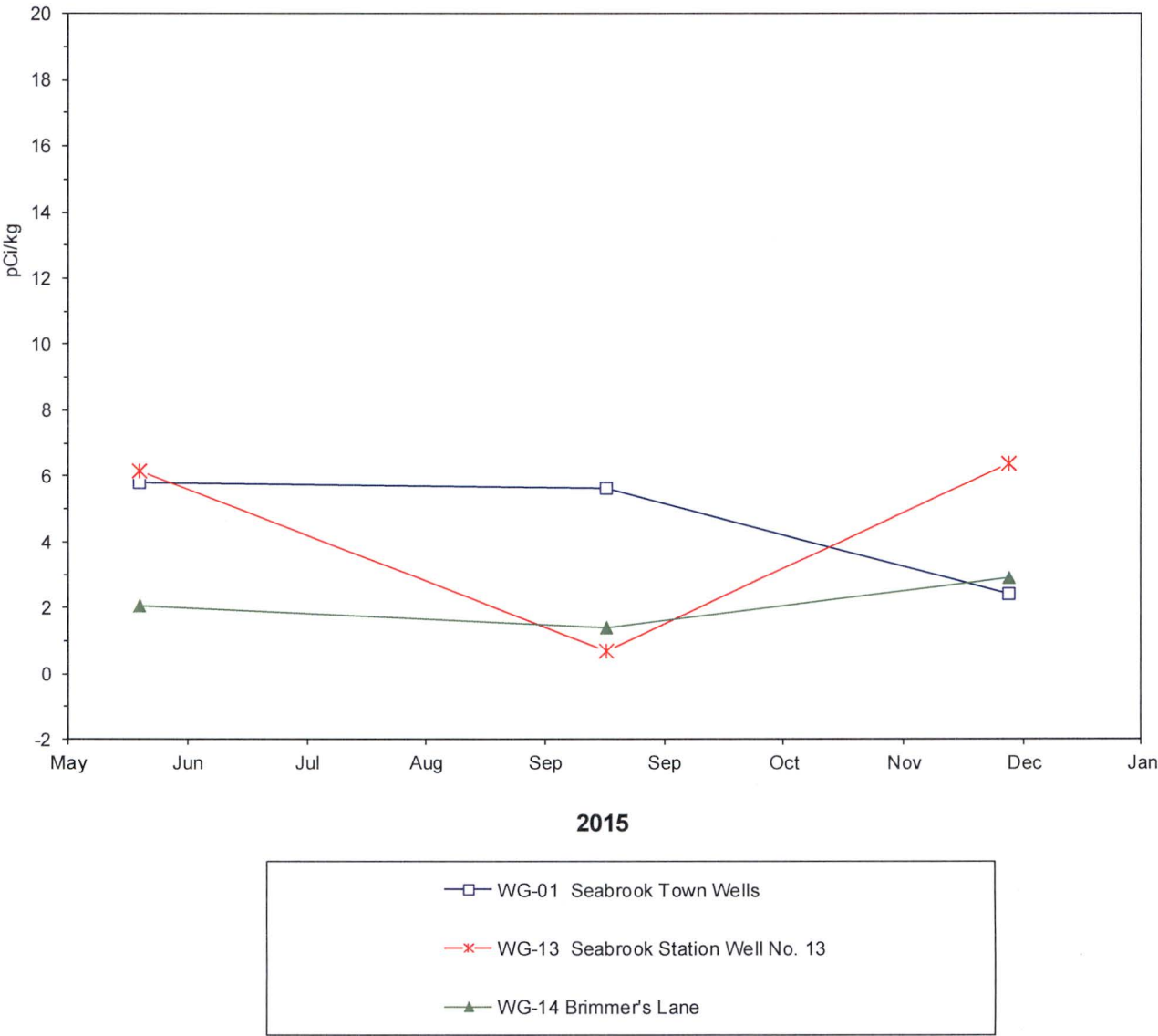


FIGURE 3.5.1

GROSS-BETA MEASUREMENTS OF GROUND WATER
SEMI-ANNUAL AVERAGES
SEABROOK STATION

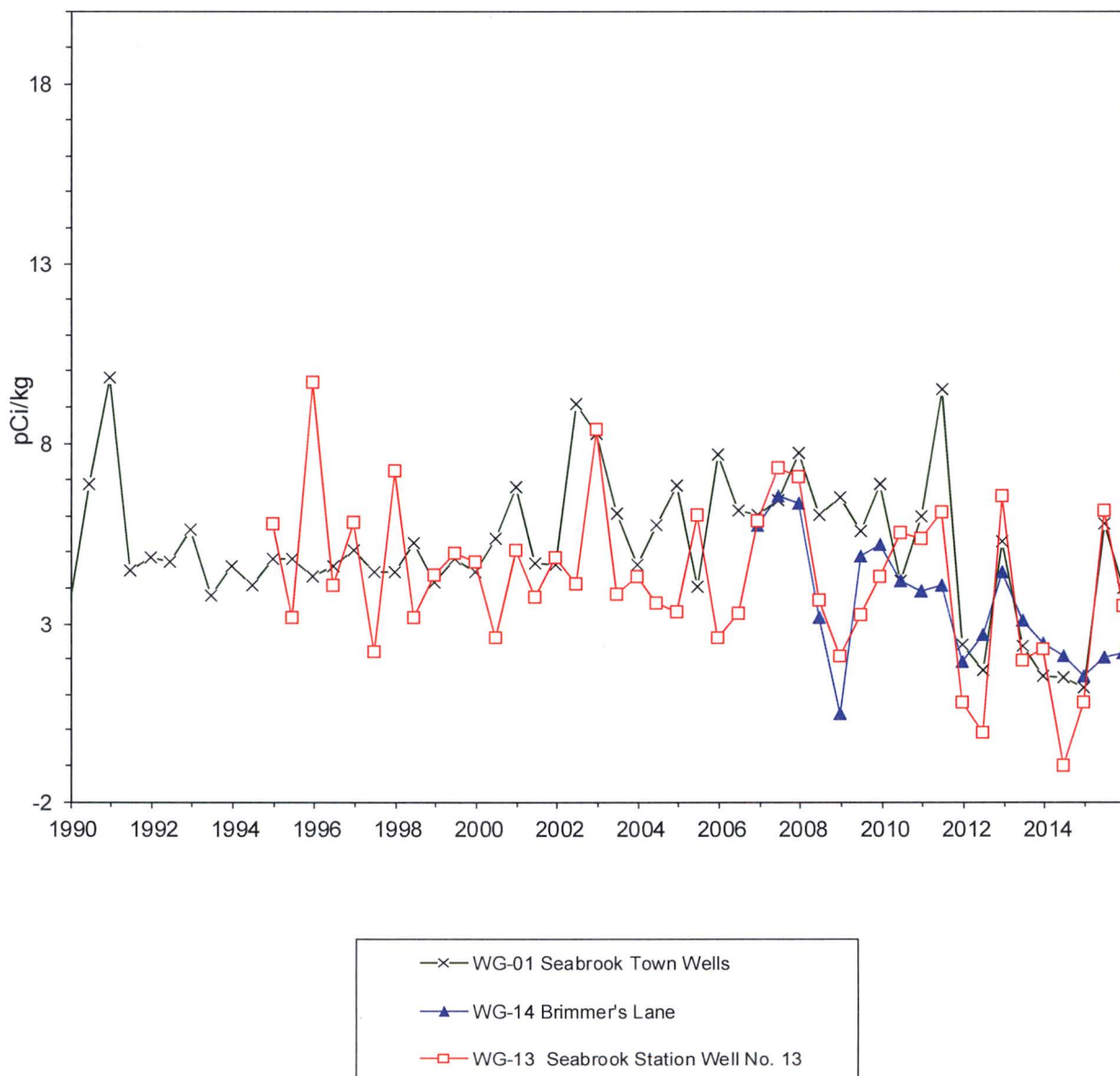


Table 3.5-1
Radiological Environmental Monitoring Program Summary
Seabrook Nuclear Power Station, Seabrook, NH
(January - December 2015)

MEDIUM: Ground Water (WG) UNITS: pCi/kg

Radionuclides (No. Analyses) (Non-Routine*)	Required LLD	Indicator Stations	Station With Highest Mean		Control Stations
		Mean Range (No. Detected**)	Station	Mean Range (No. Detected**)	Mean Range (No. Detected**)
BETA (9) (0)	4	3.7E 0 (7.0 - 63.5)E -1 (4/ 9)	01	4.6E 0 (2.4 - 5.8)E 0 (2/ 3)	NO DATA
H-3 (9) (0)	3000	4.6E 1 (-8.2 - 13.3)E 1 (0/ 9)	13	6.9E 1 (4.1 - 9.1)E 1 (0/ 3)	NO DATA
Be-7 (9) (0)		6.0E -1 (-9.5 - 10.2)E 0 (0/ 9)	01	3.5E 0 (-9.5 - 10.2)E 0 (0/ 3)	NO DATA
K-40 (9) (0)		4.1E 0 (-2.4 - 3.4)E 1 (1/ 9)	01	1.2E 1 (-2.2 - 33.7)E 0 (1/ 3)	NO DATA
Cr-51 (9) (0)		-3.9E 0 (-8.8 - 2.4)E 0 (0/ 9)	14	-3.6E -1 (-5.6 - 2.4)E 0 (0/ 3)	NO DATA
Mn-54 (9) (0)	15	1.4E -1 (-9.7 - 13.4)E -1 (0/ 9)	14	3.8E -1 (-5.9 - 13.4)E -1 (0/ 3)	NO DATA
Co-57 (9) (0)		7.3E -2 (-4.6 - 8.1)E -1 (0/ 9)	14	3.8E -1 (-2.1 - 8.1)E -1 (0/ 3)	NO DATA
Co-58 (9) (0)	15	-3.2E -1 (-1.1 - 0.4)E 0 (0/ 9)	14	5.7E -2 (-5.3 - 3.6)E -1 (0/ 3)	NO DATA
Fe-59 (9) (0)	30	-2.5E -1 (-2.3 - 2.6)E 0 (0/ 9)	14	5.5E -1 (-1.8 - 2.6)E 0 (0/ 3)	NO DATA
Co-60 (9) (0)	15	1.6E -1 (-7.4 - 12.1)E -1 (0/ 9)	01	5.7E -1 (-4.1 - 121.0)E -2 (0/ 3)	NO DATA
Zn-65 (9) (0)	30	1.0E 0 (-1.6 - 3.7)E 0 (0/ 9)	01	1.7E 0 (7.3 - 367.0)E -2 (0/ 3)	NO DATA
Se-75 (9) (0)		1.8E -2 (-1.3 - 1.5)E 0 (0/ 9)	13	6.2E -1 (-1.9 - 10.5)E -1 (0/ 3)	NO DATA
Nb-95 (9) (0)	15	7.8E -2 (-1.6 - 2.1)E 0 (0/ 9)	01	2.0E -1 (-5.2 - 11.3)E -1 (0/ 3)	NO DATA

* Non-Routine refers to those radionuclides that exceeded the Reporting Levels in ODCM Table A.9.1-3.

** The fraction of detectable measurements (i.e., > MDC with no uncertain identification) is shown in parentheses.

Table 3.5-1 (Continued)
Radiological Environmental Monitoring Program Summary
Seabrook Nuclear Power Station, Seabrook, NH
(January - December 2015)

MEDIUM: Ground Water (WG) UNITS: pCi/kg

Radionuclides (No. Analyses) (Non-Routine*)	Required LLD	Indicator Stations	Station With Highest Mean		Control Stations
		Mean Range (No. Detected**)	Station	Mean Range (No. Detected**)	Mean Range (No. Detected**)
Zr-95 (9) (0)	15	-1.6E -1 (-1.9 - 0.9)E 0 (0/ 9)	01	6.6E -2 (-7.0 - 8.3)E -1 (0/ 3)	NO DATA
Ru-103 (9) (0)		-6.2E -1 (-1.6 - 0.2)E 0 (0/ 9)	13	-4.7E -1 (-1.2 - 0.2)E 0 (0/ 3)	NO DATA
Ru-106 (9) (0)		-6.4E -1 (-1.2 - 0.6)E 1 (0/ 9)	13	6.4E -1 (-5.6 - 5.7)E 0 (0/ 3)	NO DATA
Ag-108m (9) (0)		-2.1E -1 (-6.2 - 2.4)E -1 (0/ 9)	14	5.6E -2 (-9.1 - 24.0)E -2 (0/ 3)	NO DATA
Ag-110m (9) (0)		-4.7E -1 (-1.6 - 0.3)E 0 (0/ 9)	13	-4.0E -1 (-7.2 - 0.2)E -1 (0/ 3)	NO DATA
Sb-124 (9) (0)		5.9E -1 (-1.3 - 3.3)E 0 (0/ 9)	13	1.1E 0 (-3.8 - 33.2)E -1 (0/ 3)	NO DATA
Sb-125 (9) (0)		-1.4E -1 (-1.5 - 1.5)E 0 (0/ 9)	01	3.8E -1 (-1.1 - 1.5)E 0 (0/ 3)	NO DATA
I-131 (9) (0)	15	2.4E -1 (-1.9 - 2.2)E 0 (0/ 9)	01	8.2E -1 (-3.2 - 19.3)E -1 (0/ 3)	NO DATA
Cs-134 (9) (0)	15	-3.2E -1 (-1.0 - 0.6)E 0 (0/ 9)	14	1.9E -1 (-1.9 - 5.8)E -1 (0/ 3)	NO DATA
Cs-137 (9) (0)	18	5.5E -2 (-2.5 - 1.4)E 0 (0/ 9)	01	9.1E -1 (1.1 - 14.1)E -1 (0/ 3)	NO DATA
Ba-140 (9) (0)	15	-3.0E -1 (-4.0 - 1.9)E 0 (0/ 9)	01	3.9E -1 (-1.9 - 1.9)E 0 (0/ 3)	NO DATA
La-140 (9) (0)	15	-1.4E -1 (-2.2 - 3.5)E 0 (0/ 9)	01	4.2E -1 (-2.2 - 3.5)E 0 (0/ 3)	NO DATA
Ce-141 (9) (0)		-3.4E -1 (-3.3 - 2.8)E 0 (0/ 9)	13	1.9E 0 (1.5 - 2.8)E 0 (0/ 3)	NO DATA

* Non-Routine refers to those radionuclides that exceeded the Reporting Levels in ODCM Table A.9.1-3.

** The fraction of detectable measurements (i.e., >3 standard deviations with no uncertain identification) is shown in parentheses.

Table 3.5-1 (Continued)
Radiological Environmental Monitoring Program Summary
Seabrook Nuclear Power Station, Seabrook, NH
(January - December 2015)

MEDIUM: Ground Water (WG) UNITS: pCi/kg

Radionuclides (No. Analyses) (Non-Routine*)	Required LLD	Indicator Stations	Station With Highest Mean		Control Stations
		Mean Range (No. Detected**)	Station	Mean Range (No. Detected**)	Mean Range (No. Detected**)
Ce-144 (9) (0)		8.2E -1 (-7.8 - 9.1)E 0 (0/ 9)	14	2.4E 0 (-1.8 - 4.8)E 0 (0/ 3)	NO DATA
Pb-212 (9) (0)		1.3E 0 (-1.0 - 4.6)E 0 (1/ 9)	13	2.3E 0 (1.5 - 46.0)E -1 (1/ 3)	NO DATA
Pb-214 (9) (0)		8.2E 1 (-9.6 - 3090.0)E -1 (0/ 9)	14	1.4E 2 (1.4 - 309.0)E 0 (0/ 3)	NO DATA
Bi-214 (9) (0)		7.0E 1 (-3.0 - 275.0)E 0 (0/ 9)	14	1.2E 2 (-3.0 - 275.0)E 0 (0/ 3)	NO DATA
Ac-228 (9) (0)		8.3E -1 (-3.7 - 5.3)E 0 (0/ 9)	01	4.5E 0 (3.6 - 5.3)E 0 (0/ 3)	NO DATA
Th-228 (9) (0)		1.3E 0 (-1.0 - 4.6)E 0 (1/ 9)	13	2.3E 0 (1.5 - 46.0)E -1 (1/ 3)	NO DATA

* Non-Routine refers to those radionuclides that exceeded the Reporting Levels in ODCM Table A.9.1-3.

** The fraction of detectable measurements (i.e., > MDC with no uncertain identification) is shown in parentheses.

3.6 Sediment

Semiannual sediment sampling is required at one indicator location, although a total of five locations, three indicators and two controls, are collected. The indicator stations are comprised of two sets of beach sediment cores from Hampton Beach (SE-07) and Seabrook Beach (SE-08), plus one sub-tidal sediment core taken from near the discharge structure (SE-02). The control locations, Plum Island Beach (SE-57) and sub-tidal Ipswich Bay (SE-52), are both located within Ipswich Bay. A total of 10 samples were collected for the year from all locations. All cores were analyzed as single or whole samples without segmenting. A gamma analysis was performed on each core.

Table 3.6-1 identifies the results of the search for radionuclides of which several naturally-occurring were detected. The naturally-occurring radionuclides include K-40 and nuclides of the Uranium-238 decay chain (Th-230, Ra-226, Pb-214 and Bi-214) and the Thorium-232 decay chain (Ac-228, Th-228, Pb-212, and Tl-208). No plant-related radionuclides were detected in any core. No increasing or decreasing trends were observed. This is consistent with the pre-operational program and with previous years of plant operations. There is no plant related dose to the public or impact to the environment from any pathways associated with this media.

The REMP Summary Table 3.6-1 lists the range of analysis results by radionuclide for Indicator and Control Stations for the sediment environmental media. Attachment 1 to this report lists the individual analysis results for each measurement of sediment under the Sample Type code SE.

Any sample collection and analysis deviations from the ODCM required program, or reportable concentrations that may have occurred during the year are described in Section 5.

Table 3.6-1
Radiological Environmental Monitoring Program Summary
Seabrook Nuclear Power Station, Seabrook, NH
(January - December 2015)

MEDIUM: Sediment (SE) UNITS: pCi/kg

Radionuclides (No. Analyses) (Non-Routine*)	Required LLD	Indicator Stations	Station With Highest Mean		Control Stations
		Mean Range (No. Detected**)	Station	Mean Range (No. Detected**)	Mean Range (No. Detected**)
Be-7 (10) (0)		1.9E 2 (4.6 - 37.4)E 1 (0/ 6)	57	2.7E 2 (1.2 - 4.2)E 2 (0/ 2)	2.4E 2 (1.1 - 42.4)E 1 (0/ 4)
K-40 (10) (0)		1.8E 4 (1.4 - 2.0)E 4 (6/ 6)	08	1.9E 4 (1.9 - 2.0)E 4 (2/ 2)	1.4E 4 (1.2 - 1.5)E 4 (4/ 4)
Cr-51 (10) (0)		8.8E 0 (-2.0 - 5.1)E 2 (0/ 6)	07	2.4E 2 (-3.8 - 50.9)E 1 (0/ 2)	-8.6E 1 (-2.1 - -0.1)E 2 (0/ 4)
Mn-54 (10) (0)		7.7E 0 (-2.2 - 3.2)E 1 (0/ 6)	57	3.3E 1 (5.1 - 60.5)E 0 (0/ 2)	3.1E 1 (5.1 - 60.5)E 0 (0/ 4)
Co-57 (10) (0)		1.8E 0 (-8.4 - 23.4)E 0 (0/ 6)	08	1.2E 1 (3.2 - 234.0)E -1 (0/ 2)	-1.4E 0 (-7.2 - 15.0)E 0 (0/ 4)
Co-58 (10) (0)		-1.3E 1 (-4.8 - 1.8)E 1 (0/ 6)	57	7.2E 0 (8.7 - 1440.0)E -2 (0/ 2)	1.5E -1 (-8.6 - 14.4)E 0 (0/ 4)
Fe-59 (10) (0)		-2.4E 1 (-7.7 - 3.1)E 1 (0/ 6)	07	1.1E 1 (-8.3 - 30.7)E 0 (0/ 2)	-2.5E 1 (-7.3 - 4.1)E 1 (0/ 4)
Co-60 (10) (0)		-1.8E 0 (-3.0 - 4.6)E 1 (0/ 6)	07	2.0E 1 (-5.4 - 45.5)E 0 (0/ 2)	1.8E 0 (-4.3 - 4.2)E 1 (0/ 4)
Zn-65 (10) (0)		-9.8E 0 (-5.9 - 5.0)E 1 (0/ 6)	57	3.5E 1 (-8.2 - 79.0)E 0 (0/ 2)	1.8E 1 (-3.3 - 7.9)E 1 (0/ 4)
Se-75 (10) (0)		1.1E 0 (-2.9 - 3.0)E 1 (0/ 6)	52	2.9E 1 (2.2 - 55.7)E 0 (0/ 2)	1.2E 1 (-1.0 - 5.6)E 1 (0/ 4)
Nb-95 (10) (0)		1.5E 1 (-8.8 - 46.3)E 0 (0/ 6)	07	2.4E 1 (1.2 - 46.3)E 0 (0/ 2)	9.9E 0 (-9.6 - 23.8)E 0 (0/ 4)
Zr-95 (10) (0)		1.7E 1 (-3.3 - 4.5)E 1 (0/ 6)	02	3.3E 1 (2.7 - 3.9)E 1 (0/ 2)	2.6E 1 (6.3 - 34.1)E 0 (0/ 4)
Ru-103 (10) (0)		6.5E 0 (-1.7 - 3.2)E 1 (0/ 6)	08	2.0E 1 (9.3 - 31.7)E 0 (0/ 2)	-1.4E 1 (-6.0 - 1.6)E 1 (0/ 4)

* Non-Routine refers to those radionuclides that exceeded the Reporting Levels in ODCM Table A.9.1-3.

** The fraction of detectable measurements (i.e., > MDC with no uncertain identification) is shown in parentheses.

Table 3.6-1 (Continued)
Radiological Environmental Monitoring Program Summary
Seabrook Nuclear Power Station, Seabrook, NH
(January - December 2015)

MEDIUM: Sediment (SE) UNITS: pCi/kg

Radionuclides (No. Analyses) (Non-Routine*)	Required LLD	Indicator Stations	Station With Highest Mean		Control Stations
		Mean Range (No. Detected**)	Station	Mean Range (No. Detected**)	Mean Range (No. Detected**)
Ru-106 (10) (0)		2.7E 1 (-2.3 - 2.3)E 2 (0/ 6)	08	1.5E 2 (1.2 - 1.8)E 2 (0/ 2)	-4.0E 1 (-2.5 - 0.9)E 2 (0/ 4)
Ag-108m (10) (0)		-4.9E -1 (-9.4 - 7.8)E 0 (0/ 6)	08	3.6E 0 (-7.0 - 78.0)E -1 (0/ 2)	-1.7E 0 (-1.1 - 1.2)E 1 (0/ 4)
Ag-110m (10) (0)		-3.8E 0 (-2.2 - 2.2)E 1 (0/ 6)	52	3.7E 1 (3.6 - 3.8)E 1 (0/ 2)	1.2E 1 (-3.0 - 3.8)E 1 (0/ 4)
Sb-124 (10) (0)		7.1E 0 (-2.0 - 7.4)E 1 (0/ 6)	07	3.3E 1 (-7.9 - 73.8)E 0 (0/ 2)	-1.1E 1 (-7.2 - 2.8)E 1 (0/ 4)
Sb-125 (10) (0)		-8.5E 0 (-7.9 - 3.2)E 1 (0/ 6)	52	2.5E 1 (2.4 - 2.6)E 1 (0/ 2)	-1.3E 1 (-5.1 - 2.6)E 1 (0/ 4)
I-131 (10) (0)		-3.6E 0 (-5.2 - 5.9)E 1 (0/ 6)	07	3.1E 1 (3.0 - 59.1)E 0 (0/ 2)	-2.5E 0 (-8.4 - 8.3)E 1 (0/ 4)
Cs-134 (10) (0)	150	9.0E 0 (-4.3 - 45.3)E 0 (0/ 6)	52	5.8E 1 (0.0 - 1.2)E 2 (0/ 2)	3.9E 1 (-1.0 - 116.0)E 0 (0/ 4)
Cs-137 (10) (0)	180	3.1E 0 (-1.3 - 1.9)E 1 (0/ 6)	57	1.2E 1 (4.3 - 19.5)E 0 (0/ 2)	-1.0E 1 (-4.2 - 2.0)E 1 (0/ 4)
Ba-140 (10) (0)		1.3E 2 (-2.0 - 10.2)E 2 (0/ 6)	08	5.4E 2 (6.6 - 102.0)E 1 (0/ 2)	-5.6E 1 (-1.3 - 0.1)E 2 (0/ 4)
La-140 (10) (0)		-6.7E 0 (-6.1 - 3.9)E 1 (0/ 6)	57	1.3E 2 (4.9 - 22.0)E 1 (0/ 2)	9.5E 1 (-1.8 - 22.0)E 1 (0/ 4)
Ce-141 (10) (0)		2.4E 1 (-1.3 - 8.0)E 1 (0/ 6)	07	3.4E 1 (-1.3 - 8.0)E 1 (0/ 2)	1.7E 0 (-4.2 - 4.0)E 1 (0/ 4)
Ce-144 (10) (0)		-2.9E 1 (-1.7 - 1.1)E 2 (0/ 6)	57	6.8E 1 (-7.0 - 20.5)E 1 (0/ 2)	-1.8E 1 (-1.5 - 2.1)E 2 (0/ 4)
Tl-208 (10) (0)		2.1E 2 (7.8 - 45.6)E 1 (6/ 6)	52	5.2E 2 (4.9 - 5.6)E 2 (2/ 2)	3.2E 2 (7.2 - 55.5)E 1 (3/ 4)

* Non-Routine refers to those radionuclides that exceeded the Reporting Levels in ODCM Table A.9.1-3.

** The fraction of detectable measurements (i.e., > MDC with no uncertain identification) is shown in parentheses.

Table 3.6-1 (Continued)
Radiological Environmental Monitoring Program Summary
Seabrook Nuclear Power Station, Seabrook, NH
(January - December 2015)

MEDIUM: Sediment (SE) UNITS: pCi/kg

Radionuclides (No. Analyses) (Non-Routine*)	Required LLD	Indicator Stations	Station With Highest Mean		Control Stations
		Mean Range (No. Detected**)	Station	Mean Range (No. Detected**)	Mean Range (No. Detected**)
Pb-212 (10) (0)		7.7E 2 (3.4 - 16.9)E 2 (6/ 6)	52	2.0E 3 (1.8 - 2.2)E 3 (2/ 2)	1.2E 3 (3.3 - 22.0)E 2 (4/ 4)
Pb-214 (10) (0)		5.9E 2 (2.3 - 12.3)E 2 (6/ 6)	52	1.5E 3 (1.4 - 1.5)E 3 (2/ 2)	9.4E 2 (3.9 - 15.2)E 2 (4/ 4)
Bi-214 (10) (0)		4.2E 2 (0.0 - 9.7)E 2 (5/ 6)	52	1.2E 3 (1.2 - 1.3)E 3 (2/ 2)	7.6E 2 (2.5 - 12.6)E 2 (4/ 4)
Ra-226 (10) (0)		4.2E 2 (0.0 - 9.7)E 2 (5/ 6)	52	1.2E 3 (1.2 - 1.3)E 3 (2/ 2)	7.6E 2 (2.5 - 12.6)E 2 (4/ 4)
Ac-228 (10) (0)		6.4E 2 (2.9 - 13.3)E 2 (4/ 6)	52	1.7E 3 (1.6 - 1.8)E 3 (1/ 2)	9.1E 2 (0.0 - 1.8)E 3 (1/ 4)
Th-228 (10) (0)		7.7E 2 (3.4 - 16.9)E 2 (6/ 6)	52	2.0E 3 (1.8 - 2.2)E 3 (2/ 2)	1.2E 3 (3.3 - 22.0)E 2 (4/ 4)
Th-230 (10) (0)		4.2E 2 (0.0 - 9.7)E 2 (5/ 6)	52	1.2E 3 (1.2 - 1.3)E 3 (2/ 2)	7.6E 2 (2.5 - 12.6)E 2 (4/ 4)

* Non-Routine refers to those radionuclides that exceeded the Reporting Levels in ODCM Table A.9.1-3.

** The fraction of detectable measurements (i.e., > MDC with no uncertain identification) is shown in parentheses.

3.7 Fish

Semiannual fish (FH) and invertebrate samples are required by the ODCM REMP from two locations. Quarterly collections are attempted to ensure the sampling requirements are met. This section presents the results for fish sampling only. Invertebrate results may be found in Sections 3.8 and 3.9, entitled Lobsters and Shellfish, respectively.

During the year, a total of 8 fish samples were collected. The fish species available from Station FH-03 (indicator station) and Station FH-53 (control station) were dominated by Winter Flounder which are bottom dwelling species. Two samples of Cunner fish were also collected from sample location FH-06 (Hampton Bay in the area of the plant's discharge).

A gamma analysis was performed on the edible portion of each sample collected. In 2015, the only radionuclide detected was naturally-occurring K-40 (all samples). Table 3.7-1 summarizes the results for radionuclides in fish. Similar to past years, no plant-related radionuclides were detected in any samples. As a result, no increasing or decreasing trends were observed. Subsequently, there is no dose to the public or impact to the environment through this pathway due to plant operations. This is consistent with previous years of plant operations, as well as the pre-operational program.

In addition to the required program for fish as defined in the ODCM, sampling was attempted to collect a local fish species (cunner fish) that resides in the upper regions of the water column using an alternate collection method from that used for the more prevalent bottom species (flounder). For 2015, two cunner samples were collected from Hampton Bay. The results are listed in Attachment 1 as laboratory numbers 374016003 (05/13/2015) and 382894001 (10/8/2015). No plant radionuclides were detected in the cunner fish sample, with only naturally-occurring K-40 being found.

The REMP Summary Table 3.7-1 also lists the range of analysis results by radionuclide for Indicator and Control Stations for all fish environmental media. Attachment 1 to this report lists the individual analysis results for each measurement of fish under the Sample Type code FH.

Any sample collection and analysis deviations from the ODCM required program, or reportable concentrations that may have occurred during the year are described in Section 5.

Table 3.7-1
Radiological Environmental Monitoring Program Summary
Seabrook Nuclear Power Station, Seabrook, NH
(January - December 2015)

MEDIUM: Fish (FH) UNITS: pCi/kg

Radionuclides (No. Analyses) (Non-Routine*)	Required LLD	Indicator Stations	Station With Highest Mean		Control Stations
		Mean Range (No. Detected**)	Station	Mean Range (No. Detected**)	Mean Range (No. Detected**)
Be-7 (8) (0)		1.5E 1 (-3.6 - 6.3)E 1 (0/ 5)	03	1.6E 1 (-4.6 - 52.0)E 0 (0/ 3)	3.9E -1 (-9.7 - 11.4)E 0 (0/ 3)
K-40 (8) (0)		2.8E 3 (2.6 - 3.5)E 3 (5/ 5)	53	3.2E 3 (2.9 - 3.6)E 3 (3/ 3)	3.2E 3 (2.9 - 3.6)E 3 (3/ 3)
Cr-51 (8) (0)		-4.5E 0 (-4.0 - 1.4)E 1 (0/ 5)	03	7.9E 0 (1.2 - 14.4)E 0 (0/ 3)	-9.8E 0 (-3.2 - 3.1)E 1 (0/ 3)
Mn-54 (8) (0)	130	-2.0E 0 (-1.4 - 0.6)E 1 (0/ 5)	03	3.2E -1 (-3.2 - 6.3)E 0 (0/ 3)	-1.1E 0 (-4.8 - 3.5)E 0 (0/ 3)
Co-57 (8) (0)		-1.5E 0 (-7.3 - 2.7)E 0 (0/ 5)	03	-2.0E -2 (-1.7 - 2.7)E 0 (0/ 3)	-4.0E -1 (-2.4 - 1.5)E 0 (0/ 3)
Co-58 (8) (0)	130	8.3E -1 (-9.8 - 9.5)E 0 (0/ 5)	03	1.5E 0 (-1.7 - 4.0)E 0 (0/ 3)	4.4E -1 (-5.4 - 6.0)E 0 (0/ 3)
Fe-59 (8) (0)	260	-4.6E 0 (-2.4 - 0.6)E 1 (0/ 5)	03	8.4E -1 (-2.1 - 5.7)E 0 (0/ 3)	-9.4E 0 (-1.6 - -0.3)E 1 (0/ 3)
Co-60 (8) (0)	130	-3.6E 0 (-1.0 - 0.3)E 1 (0/ 5)	53	3.0E 0 (6.2 - 69.0)E -1 (0/ 3)	3.0E 0 (6.2 - 69.0)E -1 (0/ 3)
Zn-65 (8) (0)	260	-3.4E 0 (-4.1 - -2.1)E 0 (0/ 5)	53	-6.4E -1 (-1.1 - 1.1)E 1 (0/ 3)	-6.4E -1 (-1.1 - 1.1)E 1 (0/ 3)
Se-75 (8) (0)		5.5E 0 (1.7 - 188.0)E -1 (0/ 5)	06	1.1E 1 (2.5 - 18.8)E 0 (0/ 2)	6.7E -1 (1.9 - 14.4)E -1 (0/ 3)
Nb-95 (8) (0)		5.4E 0 (2.3 - 10.8)E 0 (0/ 5)	06	7.5E 0 (4.3 - 10.8)E 0 (0/ 2)	1.4E 0 (-1.9 - 21.9)E -1 (0/ 3)
Zr-95 (8) (0)		-1.9E 0 (-8.4 - 9.5)E 0 (0/ 5)	03	2.1E 0 (-2.4 - 9.5)E 0 (0/ 3)	1.8E 0 (-6.3 - 53.6)E -1 (0/ 3)
Ru-103 (8) (0)		-1.3E 0 (-6.0 - 2.6)E 0 (0/ 5)	53	6.5E -1 (-1.6 - 4.7)E 0 (0/ 3)	6.5E -1 (-1.6 - 4.7)E 0 (0/ 3)

* Non-Routine refers to those radionuclides that exceeded the Reporting Levels in ODCM Table A.9.1-3.

** The fraction of detectable measurements (i.e., > MDC with no uncertain identification) is shown in parentheses.

Table 3.7-1 (Continued)
Radiological Environmental Monitoring Program Summary
Seabrook Nuclear Power Station, Seabrook, NH
(January - December 2015)

MEDIUM: Fish (FH) UNITS: pCi/kg

Radionuclides (No. Analyses) (Non-Routine*)	Required LLD	Indicator Stations	Station With Highest Mean		Control Stations
		Mean Range (No. Detected**)	Station	Mean Range (No. Detected**)	Mean Range (No. Detected**)
Ru-106 (8) (0)		-1.1E 1 (-7.1 - 1.3)E 1 (0/ 5)	53	4.7E 0 (-8.9 - 23.0)E 0 (0/ 3)	4.7E 0 (-8.9 - 23.0)E 0 (0/ 3)
Ag-108m (8) (0)		2.4E 0 (-1.6 - 7.3)E 0 (0/ 5)	06	5.0E 0 (2.7 - 7.3)E 0 (0/ 2)	2.0E 0 (2.9 - 563.0)E -2 (0/ 3)
Ag-110m (8) (0)		1.8E 0 (-3.0 - 9.5)E 0 (0/ 5)	06	3.3E 0 (-3.0 - 9.5)E 0 (0/ 2)	-1.3E 0 (-2.8 - 0.1)E 0 (0/ 3)
Sb-124 (8) (0)		4.3E 0 (-4.0 - 16.6)E 0 (0/ 5)	06	1.1E 1 (5.0 - 16.6)E 0 (0/ 2)	3.6E 0 (-5.1 - 12.4)E 0 (0/ 3)
Sb-125 (8) (0)		-4.3E 0 (-1.7 - 1.0)E 1 (0/ 5)	06	-3.5E 0 (-1.7 - 1.0)E 1 (0/ 2)	-4.7E 0 (-1.3 - 0.6)E 1 (0/ 3)
I-131 (8) (0)		7.1E 0 (-1.0 - 4.8)E 1 (0/ 5)	06	1.9E 1 (-1.0 - 4.8)E 1 (0/ 2)	1.0E 1 (-1.1 - 30.2)E 0 (0/ 3)
Cs-134 (8) (0)	130	5.6E 0 (5.3 - 206.0)E -1 (0/ 5)	06	1.1E 1 (1.2 - 20.6)E 0 (0/ 2)	3.1E 0 (-3.6 - 84.5)E -1 (0/ 3)
Cs-137 (8) (0)	150	2.2E 0 (-1.5 - 1.4)E 1 (0/ 5)	06	8.8E 0 (4.1 - 13.5)E 0 (0/ 2)	1.5E 0 (-9.9 - 31.4)E -1 (0/ 3)
Ba-140 (8) (0)		1.1E 1 (-2.4 - 3.9)E 1 (0/ 5)	06	3.7E 1 (3.4 - 3.9)E 1 (0/ 2)	-1.4E 1 (-2.6 - -0.3)E 1 (0/ 3)
La-140 (8) (0)		-6.6E 0 (-3.0 - 0.3)E 1 (0/ 5)	03	-2.0E 0 (-7.8 - 0.9)E 0 (0/ 3)	-6.2E 0 (-1.6 - -0.1)E 1 (0/ 3)
Ce-141 (8) (0)		4.8E 0 (-7.9 - 28.9)E 0 (0/ 5)	06	1.4E 1 (-1.4 - 28.9)E 0 (0/ 2)	1.1E 0 (8.0 - 16.0)E -1 (0/ 3)
Ce-144 (8) (0)		-4.0E 0 (-3.7 - 2.8)E 1 (0/ 5)	53	5.7E 0 (-1.8 - 3.2)E 1 (0/ 3)	5.7E 0 (-1.8 - 3.2)E 1 (0/ 3)
Tl-208 (8) (0)		2.0E -1 (-3.3 - 4.8)E 0 (0/ 5)	53	1.1E 0 (-1.0 - 4.4)E 0 (0/ 3)	1.1E 0 (-1.0 - 4.4)E 0 (0/ 3)

* Non-Routine refers to those radionuclides that exceeded the Reporting Levels in ODCM Table A.9.1-3.

** The fraction of detectable measurements (i.e., > MDC with no uncertain identification) is shown in parentheses.

Table 3.7-1 (Continued)
Radiological Environmental Monitoring Program Summary
Seabrook Nuclear Power Station, Seabrook, NH
(January - December 2015)

MEDIUM: Fish (FH) UNITS: pCi/kg

Radionuclides (No. Analyses) (Non-Routine*)	Required LLD	Indicator Stations	Station With Highest Mean		Control Stations
		Mean Range (No. Detected**)	Station	Mean Range (No. Detected**)	Mean Range (No. Detected**)
Pb-212 (8) (0)		-1.6E 0 (-2.6 - 1.7)E 1 (0/ 5)	03	3.4E -1 (-1.5 - 1.0)E 1 (0/ 3)	-9.3E -2 (-3.6 - 1.8)E 0 (0/ 3)
Pb-214 (8) (0)		1.5E 0 (-2.1 - 1.5)E 1 (0/ 5)	03	8.8E 0 (3.4 - 15.4)E 0 (0/ 3)	4.9E 0 (0.0 - 1.5)E 1 (0/ 3)
Bi-214 (8) (0)		1.2E 1 (9.8 - 13.9)E 0 (0/ 5)	03	1.2E 1 (9.8 - 13.9)E 0 (0/ 3)	4.6E 0 (-3.4 - 77.4)E -1 (0/ 3)
Ra-226 (8) (0)		1.2E 1 (9.8 - 13.9)E 0 (0/ 5)	03	1.2E 1 (9.8 - 13.9)E 0 (0/ 3)	4.6E 0 (-3.4 - 77.4)E -1 (0/ 3)
Ac-228 (8) (0)		5.0E 0 (-9.6 - 17.6)E 0 (0/ 5)	03	5.7E 0 (1.6 - 8.5)E 0 (0/ 3)	3.2E 0 (-9.3 - 18.9)E 0 (0/ 3)
Th-228 (8) (0)		-1.6E 0 (-2.6 - 1.7)E 1 (0/ 5)	03	3.4E -1 (-1.5 - 1.0)E 1 (0/ 3)	-9.3E -2 (-3.6 - 1.8)E 0 (0/ 3)
Th-230 (8) (0)		1.2E 1 (9.8 - 13.9)E 0 (0/ 5)	03	1.2E 1 (9.8 - 13.9)E 0 (0/ 3)	4.6E 0 (-3.4 - 77.4)E -1 (0/ 3)

* Non-Routine refers to those radionuclides that exceeded the Reporting Levels in ODCM Table A.9.1-3.

** The fraction of detectable measurements (i.e., > MDC with no uncertain identification) is shown in parentheses.

3.8 Lobsters

Semiannual fish and invertebrate samples were required from two locations. This section provides the results for one type of invertebrate – *Homarus americanus* (American lobsters) which is an important commercial food species from local waters. Lobsters (HA) were collected from an indicator location near the discharge (HA-04) and from a control location (HA-54) within Ipswich Bay. A total of four samples were collected for the year. Fish and shellfish results may be found in Sections 3.7 and 3.9, respectively.

A gamma analysis was performed on each sample. The only radionuclide detected in lobster samples in 2015 was naturally-occurring K-40 (all samples). Similar to past years, no plant-related radionuclides were detected in any sample. Therefore, no increasing or decreasing trends were observed. Consequently, there is no dose to the public or impact to the environment from this pathway due to plant operations. This is consistent with previous years as well as the pre-operational program.

The REMP Summary Table 3.8-1 also lists the range of analysis results by radionuclide for Indicator and Control Stations for all lobster samples. Attachment 1 to this report lists the individual analysis results for each measurement of lobsters under the Sample Type code HA.

Any sample collection and analysis deviations from the ODCM required program, or reportable concentrations that may have occurred during the year are described in Section 5.

Table 3.8-1
Radiological Environmental Monitoring Program Summary
Seabrook Nuclear Power Station, Seabrook, NH
(January - December 2015)

MEDIUM: American Lobster (HA) UNITS: pCi/kg

Radionuclides (No. Analyses) (Non-Routine*)	Required LLD	Indicator Stations	Station With Highest Mean		Control Stations
		Mean Range (No. Detected**)	Station	Mean Range (No. Detected**)	Mean Range (No. Detected**)
Be-7 (4) (0)		6.9E 0 (-1.1 - 2.5)E 1 (0/ 2)	54	3.6E 1 (1.8 - 70.0)E 0 (0/ 2)	3.6E 1 (1.8 - 70.0)E 0 (0/ 2)
K-40 (4) (0)		2.2E 3 (1.9 - 2.5)E 3 (2/ 2)	04	2.2E 3 (1.9 - 2.5)E 3 (2/ 2)	1.9E 3 (1.6 - 2.2)E 3 (2/ 2)
Cr-51 (4) (0)		-9.1E 0 (-3.8 - 2.0)E 1 (0/ 2)	54	1.1E 1 (-6.7 - 231.0)E -1 (0/ 2)	1.1E 1 (-6.7 - 231.0)E -1 (0/ 2)
Mn-54 (4) (0)	130	1.1E 0 (-8.1 - 30.5)E -1 (0/ 2)	54	4.3E 0 (3.2 - 5.4)E 0 (0/ 2)	4.3E 0 (3.2 - 5.4)E 0 (0/ 2)
Co-57 (4) (0)		8.2E -1 (-6.8 - 23.2)E -1 (0/ 2)	04	8.2E -1 (-6.8 - 23.2)E -1 (0/ 2)	-3.0E -2 (-3.5 - 3.5)E 0 (0/ 2)
Co-58 (4) (0)	130	-4.2E 0 (-7.8 - -0.7)E 0 (0/ 2)	54	2.9E 0 (2.8 - 3.0)E 0 (0/ 2)	2.9E 0 (2.8 - 3.0)E 0 (0/ 2)
Fe-59 (4) (0)	260	3.6E -1 (-4.5 - 5.2)E 0 (0/ 2)	54	1.9E 0 (3.7 - 381.0)E -2 (0/ 2)	1.9E 0 (3.7 - 381.0)E -2 (0/ 2)
Co-60 (4) (0)	130	1.7E 0 (-1.5 - 4.9)E 0 (0/ 2)	04	1.7E 0 (-1.5 - 4.9)E 0 (0/ 2)	-3.0E 0 (-5.7 - -0.2)E 0 (0/ 2)
Zn-65 (4) (0)	260	5.3E 0 (-4.9 - 15.5)E 0 (0/ 2)	04	5.3E 0 (-4.9 - 15.5)E 0 (0/ 2)	1.2E 0 (-8.3 - 10.6)E 0 (0/ 2)
Se-75 (4) (0)		8.3E -1 (7.8 - 8.8)E -1 (0/ 2)	04	8.3E -1 (7.8 - 8.8)E -1 (0/ 2)	-2.3E 0 (-3.8 - -0.7)E 0 (0/ 2)
Nb-95 (4) (0)		1.5E 0 (2.4 - 28.6)E -1 (0/ 2)	54	4.0E 0 (2.8 - 5.2)E 0 (0/ 2)	4.0E 0 (2.8 - 5.2)E 0 (0/ 2)
Zr-95 (4) (0)		-9.4E -1 (-1.9 - 0.0)E 0 (0/ 2)	54	2.7E 0 (2.7 - 546.0)E -2 (0/ 2)	2.7E 0 (2.7 - 546.0)E -2 (0/ 2)
Ru-103 (4) (0)		-6.3E -1 (-2.9 - 1.6)E 0 (0/ 2)	54	4.4E 0 (3.4 - 5.4)E 0 (0/ 2)	4.4E 0 (3.4 - 5.4)E 0 (0/ 2)

* Non-Routine refers to those radionuclides that exceeded the Reporting Levels in ODCM Table A.9.1-3.

** The fraction of detectable measurements (i.e., > MDC with no uncertain identification) is shown in parentheses.

Table 3.8-1 (Continued)
Radiological Environmental Monitoring Program Summary
Seabrook Nuclear Power Station, Seabrook, NH
(January - December 2015)

MEDIUM: American Lobster (HA) UNITS: pCi/kg

Radionuclides (No. Analyses) (Non-Routine*)	Required LLD	Indicator Stations	Station With Highest Mean		Control Stations
		Mean Range (No. Detected**)	Station	Mean Range (No. Detected**)	Mean Range (No. Detected**)
Ru-106 (4) (0)		-6.5E 0 (-4.7 - 3.4)E 1 (0/ 2)	54	3.3E 1 (2.5 - 4.1)E 1 (0/ 2)	3.3E 1 (2.5 - 4.1)E 1 (0/ 2)
Ag-108m (4) (0)		-3.7E 0 (-4.2 - -3.1)E 0 (0/ 2)	54	-9.7E -1 (-4.4 - 2.4)E 0 (0/ 2)	-9.7E -1 (-4.4 - 2.4)E 0 (0/ 2)
Ag-110m (4) (0)		1.5E 0 (-1.2 - 4.3)E 0 (0/ 2)	04	1.5E 0 (-1.2 - 4.3)E 0 (0/ 2)	-1.0E 1 (-1.7 - -0.3)E 1 (0/ 2)
Sb-124 (4) (0)		7.9E 0 (2.5 - 13.2)E 0 (0/ 2)	04	7.9E 0 (2.5 - 13.2)E 0 (0/ 2)	-8.2E 0 (-9.6 - -6.7)E 0 (0/ 2)
Sb-125 (4) (0)		1.1E 1 (3.3 - 19.0)E 0 (0/ 2)	04	1.1E 1 (3.3 - 19.0)E 0 (0/ 2)	-1.3E 1 (-1.4 - -1.2)E 1 (0/ 2)
I-131 (4) (0)		-2.1E 0 (-4.3 - 0.1)E 0 (0/ 2)	54	-1.0E 0 (-1.6 - 1.4)E 1 (0/ 2)	-1.0E 0 (-1.6 - 1.4)E 1 (0/ 2)
Cs-134 (4) (0)	130	1.8E 0 (4.1 - 31.8)E -1 (0/ 2)	04	1.8E 0 (4.1 - 31.8)E -1 (0/ 2)	2.5E -1 (-7.7 - 12.6)E -1 (0/ 2)
Cs-137 (4) (0)	150	6.4E 0 (6.4 - 6.4)E 0 (0/ 2)	04	6.4E 0 (6.4 - 6.4)E 0 (0/ 2)	-2.2E 0 (-7.3 - 2.9)E 0 (0/ 2)
Ba-140 (4) (0)		1.4E 1 (6.9 - 20.6)E 0 (0/ 2)	04	1.4E 1 (6.9 - 20.6)E 0 (0/ 2)	-1.4E 1 (-1.5 - -1.3)E 1 (0/ 2)
La-140 (4) (0)		1.1E 1 (-2.3 - 225.0)E -1 (0/ 2)	04	1.1E 1 (-2.3 - 225.0)E -1 (0/ 2)	-6.1E 0 (-6.9 - -5.4)E 0 (0/ 2)
Ce-141 (4) (0)		3.0E 0 (1.9 - 57.6)E -1 (0/ 2)	54	3.2E 0 (-1.7 - 8.1)E 0 (0/ 2)	3.2E 0 (-1.7 - 8.1)E 0 (0/ 2)
Ce-144 (4) (0)		-5.4E 0 (-2.6 - 1.5)E 1 (0/ 2)	54	-3.2E 0 (-4.3 - -2.1)E 0 (0/ 2)	-3.2E 0 (-4.3 - -2.1)E 0 (0/ 2)
Tl-208 (4) (0)		7.6E 0 (6.5 - 8.8)E 0 (0/ 2)	04	7.6E 0 (6.5 - 8.8)E 0 (0/ 2)	2.1E 0 (5.9 - 36.4)E -1 (0/ 2)

* Non-Routine refers to those radionuclides that exceeded the Reporting Levels in ODCM Table A.9.1-3.

** The fraction of detectable measurements (i.e., > MDC with no uncertain identification) is shown in parentheses.

Table 3.8-1 (Continued)
Radiological Environmental Monitoring Program Summary
Seabrook Nuclear Power Station, Seabrook, NH
(January - December 2015)

MEDIUM: American Lobster (HA) UNITS: pCi/kg

Radionuclides (No. Analyses) (Non-Routine*)	Required LLD	Indicator Stations	Station With Highest Mean		Control Stations
		Mean Range (No. Detected**)	Station	Mean Range (No. Detected**)	Mean Range (No. Detected**)
Pb-212 (4) (0)		-6.8E 0 (-7.3 - -6.4)E 0 (0/ 2)	54	9.2E 0 (4.9 - 13.5)E 0 (0/ 2)	9.2E 0 (4.9 - 13.5)E 0 (0/ 2)
Pb-214 (4) (0)		2.0E 0 (-9.0 - 13.0)E 0 (0/ 2)	54	5.3E 0 (5.3 - 5.4)E 0 (0/ 2)	5.3E 0 (5.3 - 5.4)E 0 (0/ 2)
Bi-214 (4) (0)		2.6E 0 (9.4 - 42.5)E -1 (0/ 2)	04	2.6E 0 (9.4 - 42.5)E -1 (0/ 2)	1.6E 0 (-2.8 - 6.0)E 0 (0/ 2)
Ra-226 (4) (0)		2.6E 0 (9.4 - 42.5)E -1 (0/ 2)	04	2.6E 0 (9.4 - 42.5)E -1 (0/ 2)	1.6E 0 (-2.8 - 6.0)E 0 (0/ 2)
Ac-228 (4) (0)		-1.4E 1 (-2.5 - -0.3)E 1 (0/ 2)	54	8.1E 0 (-3.4 - 19.6)E 0 (0/ 2)	8.1E 0 (-3.4 - 19.6)E 0 (0/ 2)
Th-228 (4) (0)		-6.8E 0 (-7.3 - -6.4)E 0 (0/ 2)	54	9.2E 0 (4.9 - 13.5)E 0 (0/ 2)	9.2E 0 (4.9 - 13.5)E 0 (0/ 2)
Th-230 (4) (0)		2.6E 0 (9.4 - 42.5)E -1 (0/ 2)	04	2.6E 0 (9.4 - 42.5)E -1 (0/ 2)	1.6E 0 (-2.8 - 6.0)E 0 (0/ 2)

* Non-Routine refers to those radionuclides that exceeded the Reporting Levels in ODCM Table A.9.1-3.

** The fraction of detectable measurements (i.e., > MDC with no uncertain identification) is shown in parentheses.

3.9 Shellfish

Semiannual fish and invertebrate samples are required by the ODCM from two locations. This section provides the results for shellfish (MU) samples only. In 2015, four locations (two indicators and two controls) were included in the sample collections. Fish and lobster results may be found in the Sections 3.7 and 3.8, entitled Fish and Lobsters, respectively.

During the year there were two species of mussels (MU) harvested for analysis. *Modiolus* (horse mussels) was collected by divers from near the discharge outfall (indicator station MU-06) and from Ipswich Bay (control MU-56). *Mytilus* (blue mussels) were collected from the intertidal areas of Hampton Harbor (indicator MU-09) and Plum Island (control MU-59). A total of eight samples were collected in 2015 and analyzed for radioactivity in the edible portion or meat of the shellfish.

The only radionuclide detected in edible shellfish body samples in 2015 was naturally-occurring K-40 (all 8 samples) and Bi-214, Ra-226 and Th-230 in one of the control samples. Similar to past years, no plant-related gamma emitting radionuclides were detected in any sample. Therefore, no increasing or decreasing trends were observed. Consequently, there is no dose to the public or impact to the environment from this pathway due to plant operations. This is consistent with the pre-operational program and with previous years of plant operations.

Additional analyses were conducted on the May and November shellfish collections from both indicator (MS-06) and control (MS-56) locations. Mussel shells (MS) were analyzed for Strontium 89 and 90 (four samples) to see if there was any indication of strontium uptake into the shell. For 2015, no Sr-89/90 was detected in any sample. No shell analyses are required by the REMP as defined in the ODCM.

The REMP Summary Table 3.9-1 (mussel bodies) and Table 3.9-2 (mussel shells) list the range of analysis results by radionuclide for Indicator and Control Stations for all shellfish samples. Attachment 1 to this report lists the individual analysis results for each measurement of shellfish under the Sample Type code MU for the edible portions and MS for shells only.

Any sample collection and analysis deviations from the ODCM required program, or reportable concentrations that may have occurred during the year, are described in Section 5.

Table 3.9-1
Radiological Environmental Monitoring Program Summary
Seabrook Nuclear Power Station, Seabrook, NH
(January - December 2015)

MEDIUM: Mussel Body (MU) UNITS: pCi/kg

Radionuclides (No. Analyses) (Non-Routine*)	Required LLD	Indicator Stations	Station With Highest Mean		Control Stations
		Mean Range (No. Detected**)	Station	Mean Range (No. Detected**)	Mean Range (No. Detected**)
Be-7	(8) (0)	1.8E 1 (-9.1 - 37.8)E 0 (0/ 4)	59	5.5E 1 (3.5 - 7.5)E 1 (0/ 2)	5.5E 1 (3.2 - 7.6)E 1 (0/ 4)
K-40	(8) (0)	1.4E 3 (1.0 - 1.7)E 3 (4/ 4)	59	1.7E 3 (1.7 - 1.8)E 3 (2/ 2)	1.5E 3 (8.9 - 17.5)E 2 (4/ 4)
Cr-51	(8) (0)	-1.8E 0 (-1.4 - 2.3)E 1 (0/ 4)	56	4.5E 1 (3.9 - 5.2)E 1 (0/ 2)	2.8E 1 (-2.5 - 5.2)E 1 (0/ 4)
Mn-54	(8) (0)	130 -1.2E 0 (-2.9 - 0.7)E 0 (0/ 4)	56	2.0E 0 (1.7 - 2.2)E 0 (0/ 2)	2.7E -2 (-3.3 - 2.2)E 0 (0/ 4)
Co-57	(8) (0)	4.4E -1 (-2.7 - 3.8)E 0 (0/ 4)	09	2.4E 0 (9.5 - 38.1)E -1 (0/ 2)	7.8E -1 (-5.0 - 19.2)E -1 (0/ 4)
Co-58	(8) (0)	130 1.4E 0 (-1.4 - 7.2)E 0 (0/ 4)	09	2.9E 0 (-1.3 - 7.2)E 0 (0/ 2)	-5.7E -1 (-1.6 - 1.1)E 0 (0/ 4)
Fe-59	(8) (0)	260 1.0E 1 (6.9 - 2140.0)E -2 (0/ 4)	09	1.7E 1 (1.3 - 2.1)E 1 (0/ 2)	1.5E 0 (-7.1 - 11.1)E 0 (0/ 4)
Co-60	(8) (0)	130 -1.1E 0 (-2.5 - 0.1)E 0 (0/ 4)	56	4.2E 0 (1.7 - 6.7)E 0 (0/ 2)	1.9E 0 (-2.2 - 6.7)E 0 (0/ 4)
Zn-65	(8) (0)	260 2.6E 0 (-1.0 - 1.4)E 1 (0/ 4)	06	3.1E 0 (3.9 - 58.0)E -1 (0/ 2)	-3.7E 0 (-5.9 - -0.6)E 0 (0/ 4)
Se-75	(8) (0)	-1.3E 0 (-4.0 - 2.9)E 0 (0/ 4)	59	6.7E -1 (3.9 - 9.6)E -1 (0/ 2)	1.4E -2 (-1.6 - 1.0)E 0 (0/ 4)
Nb-95	(8) (0)	3.0E 0 (-8.5 - 68.3)E -1 (0/ 4)	09	5.0E 0 (3.2 - 6.8)E 0 (0/ 2)	-1.1E 0 (-7.5 - 2.6)E 0 (0/ 4)
Zr-95	(8) (0)	2.8E 0 (4.4 - 90.6)E -1 (0/ 4)	06	5.2E 0 (1.3 - 9.1)E 0 (0/ 2)	3.3E 0 (-3.9 - 69.5)E -1 (0/ 4)
Ru-103	(8) (0)	2.5E 0 (-1.5 - 68.1)E -1 (0/ 4)	06	4.8E 0 (2.8 - 6.8)E 0 (0/ 2)	-5.1E -1 (-3.8 - 2.1)E 0 (0/ 4)

* Non-Routine refers to those radionuclides that exceeded the Reporting Levels in ODCM Table A.9.1-3.

** The fraction of detectable measurements (i.e., > MDC with no uncertain identification) is shown in parentheses.

Table 3.9-1 (Continued)
Radiological Environmental Monitoring Program Summary
Seabrook Nuclear Power Station, Seabrook, NH
(January - December 2015)

MEDIUM: Mussel Body (MU) UNITS: pCi/kg

Radionuclides (No. Analyses) (Non-Routine*)	Required LLD	Indicator Stations	Station With Highest Mean		Control Stations
		Mean Range (No. Detected**)	Station	Mean Range (No. Detected**)	Mean Range (No. Detected**)
Ru-106 (8) (0)		1.1E 1 (-8.0 - 32.9)E 0 (0/ 4)	06	1.9E 1 (4.7 - 32.9)E 0 (0/ 2)	-7.8E 0 (-3.1 - 0.5)E 1 (0/ 4)
Ag-108m (8) (0)		-9.0E -1 (-2.2 - 0.8)E 0 (0/ 4)	56	8.7E -1 (-2.0 - 19.3)E -1 (0/ 2)	4.6E -1 (-5.0 - 19.3)E -1 (0/ 4)
Ag-110m (8) (0)		3.8E 0 (-1.5 - 8.4)E 0 (0/ 4)	09	4.1E 0 (-9.9 - 836.0)E -2 (0/ 2)	-1.5E 0 (-6.0 - 1.3)E 0 (0/ 4)
Sb-124 (8) (0)		1.2E 0 (-3.6 - 4.4)E 0 (0/ 4)	09	2.2E 0 (-5.3 - 439.0)E -2 (0/ 2)	4.0E -1 (-1.3 - 2.0)E 0 (0/ 4)
Sb-125 (8) (0)		1.0E 0 (-7.2 - 10.0)E 0 (0/ 4)	59	3.3E 0 (-3.8 - 10.3)E 0 (0/ 2)	2.3E -1 (-3.8 - 10.3)E 0 (0/ 4)
I-131 (8) (0)		4.3E 0 (-3.9 - 11.8)E 0 (0/ 4)	09	8.1E 0 (4.4 - 11.8)E 0 (0/ 2)	-1.2E 0 (-7.4 - 3.8)E 0 (0/ 4)
Cs-134 (8) (0)	130	1.6E 0 (-3.2 - 10.6)E 0 (0/ 4)	06	4.0E 0 (-2.6 - 10.6)E 0 (0/ 2)	3.8E -1 (-7.6 - 8.4)E -1 (0/ 4)
Cs-137 (8) (0)	150	5.2E -1 (-5.7 - 4.8)E 0 (0/ 4)	06	1.5E 0 (9.8 - 19.9)E -1 (0/ 2)	4.6E -1 (0.0 - 9.2)E -1 (0/ 4)
Ba-140 (8) (0)		-5.7E 0 (-3.2 - 1.5)E 1 (0/ 4)	56	1.3E 1 (9.0 - 17.5)E 0 (0/ 2)	1.1E 1 (6.3 - 17.5)E 0 (0/ 4)
La-140 (8) (0)		-2.4E 0 (-5.1 - -0.3)E 0 (0/ 4)	56	5.5E 0 (3.5 - 7.6)E 0 (0/ 2)	2.6E 0 (-5.8 - 7.6)E 0 (0/ 4)
Ce-141 (8) (0)		-1.1E 0 (-3.8 - 4.0)E 0 (0/ 4)	56	6.0E 0 (4.1 - 8.0)E 0 (0/ 2)	4.6E 0 (-1.4 - 8.0)E 0 (0/ 4)
Ce-144 (8) (0)		3.7E 0 (-5.5 - 12.5)E 0 (0/ 4)	06	1.1E 1 (9.0 - 12.5)E 0 (0/ 2)	-3.7E 0 (-2.6 - 1.4)E 1 (0/ 4)
Tl-208 (8) (0)		3.4E 0 (0.0 - 4.8)E 0 (0/ 4)	06	4.7E 0 (4.6 - 4.8)E 0 (0/ 2)	-2.0E 0 (-7.3 - 2.1)E 0 (0/ 4)

* Non-Routine refers to those radionuclides that exceeded the Reporting Levels in ODCM Table A.9.1-3.

** The fraction of detectable measurements (i.e., > MDC with no uncertain identification) is shown in parentheses.

Table 3.9-1 (Continued)
Radiological Environmental Monitoring Program Summary
Seabrook Nuclear Power Station, Seabrook, NH
(January - December 2015)

MEDIUM: Mussel Body (MU) UNITS: pCi/kg

Radionuclides (No. Analyses) (Non-Routine*)	Required LLD	Indicator Stations	Station With Highest Mean		Control Stations
		Mean Range (No. Detected**)	Station	Mean Range (No. Detected**)	Mean Range (No. Detected**)
Pb-212 (8) (0)		3.2E 0 (0.0 - 9.4)E 0 (0/ 4)	56	8.2E 0 (3.1 - 13.4)E 0 (0/ 2)	8.0E 0 (3.1 - 13.4)E 0 (0/ 4)
Pb-214 (8) (0)		5.7E 0 (-1.6 - 17.7)E 0 (0/ 4)	56	1.4E 1 (1.2 - 1.6)E 1 (0/ 2)	8.2E 0 (-7.2 - 162.0)E -1 (0/ 4)
Bi-214 (8) (0)		6.8E 0 (-3.4 - 19.2)E 0 (0/ 4)	59	1.7E 1 (1.2 - 2.1)E 1 (1/ 2)	7.1E 0 (-8.1 - 21.1)E 0 (1/ 4)
Ra-226 (8) (0)		6.8E 0 (-3.4 - 19.2)E 0 (0/ 4)	59	1.7E 1 (1.2 - 2.1)E 1 (1/ 2)	7.1E 0 (-8.1 - 21.1)E 0 (1/ 4)
Ac-228 (8) (0)		-1.1E 0 (-8.8 - 5.2)E 0 (0/ 4)	56	1.5E 1 (6.3 - 23.6)E 0 (0/ 2)	6.9E 0 (-7.5 - 23.6)E 0 (0/ 4)
Th-228 (8) (0)		3.2E 0 (0.0 - 9.4)E 0 (0/ 4)	56	8.2E 0 (3.1 - 13.4)E 0 (0/ 2)	8.0E 0 (3.1 - 13.4)E 0 (0/ 4)
Th-230 (8) (0)		6.8E 0 (-3.4 - 19.2)E 0 (0/ 4)	59	1.7E 1 (1.2 - 2.1)E 1 (1/ 2)	7.1E 0 (-8.1 - 21.1)E 0 (1/ 4)

* Non-Routine refers to those radionuclides that exceeded the Reporting Levels in ODCM Table A.9.1-3.

** The fraction of detectable measurements (i.e., > MDC with no uncertain identification) is shown in parentheses.

Table 3.9-2
Radiological Environmental Monitoring Program Summary
Seabrook Nuclear Power Station, Seabrook, NH
(January - December 2015)

MEDIUM: Mussel Shell (MS) UNITS: pCi/kg

Radionuclides (No. Analyses) (Non-Routine*)	Required LLD	Indicator Stations	Station With Highest Mean		Control Stations
		Mean Range (No. Detected**)	Station	Mean Range (No. Detected**)	Mean Range (No. Detected**)
Sr-89	(4)	-3.9E 2	56	-1.9E 2	-1.9E 2
	(0)	(-7.3 - -0.6)E 2 (0/ 2)		(-2.2 - -1.6)E 2 (0/ 2)	(-2.2 - -1.6)E 2 (0/ 2)
Sr-90	(4)	1.6E 2	06	1.6E 2	5.1E 0
	(0)	(1.1 - 2.2)E 2 (0/ 2)		(1.1 - 2.2)E 2 (0/ 2)	(-7.1 - 8.1)E 1 (0/ 2)

* Non-Routine refers to those radionuclides that exceeded the Reporting Levels in ODCM Table A.9.1-3.

** The fraction of detectable measurements (i.e., > MDC with no uncertain identification) is shown in parentheses.

3.10 Irish Moss

There is no REMP technical requirement defined in the ODCM to collect Irish Moss (algae) samples. As a supplement to the required REMP, semiannual Chondrus (Irish Moss) samples were collected from an indicator area (AL-05) near the plant discharge and a control location (AL-55) within Ipswich Bay. If plant-related radionuclides were re-concentrating in the aquatic environment, an early indication of this might be shown in this type of environmental species. Four routine samples (two indicators and two controls) were collected for the year.

A gamma analysis was performed on each sample. Although not required by Table 5.2-1, the LLDs associated with food products were applied to ensure adequate counting statistics. Naturally-occurring K-40 was detected in all samples and Be-7 was detected in two out of the four samples. Other naturally-occurring radionuclides detected include Th-228 (1 sample). For the off-shore indicator station (AL-05), no plant-related radionuclides were detected in any sample. Therefore, no plant-related increasing or decreasing trends were observed. Subsequently, there is no dose or impact to the environment from plant operations. This is consistent with the pre-operational program and previous years of plant operations.

The REMP Summary Table 3.10-1 lists the range of analysis results by radionuclide for Indicator and Control Stations for Irish Moss samples. Attachment 1 lists the individual analysis results for each measurement of Irish moss under the Sample Type code AL.

Any sample collection and analysis deviations from the ODCM defined program, or reportable concentrations that may have occurred during the year, are described in Section 5.

Table 3.10-1
Radiological Environmental Monitoring Program Summary
Seabrook Nuclear Power Station, Seabrook, NH
(January - December 2015)

MEDIUM: Irish Moss (AL) UNITS: pCi/kg

Radionuclides (No. Analyses) (Non-Routine*)	Required LLD	Indicator Stations	Station With Highest Mean		Control Stations
		Mean Range (No. Detected**)	Station	Mean Range (No. Detected**)	Mean Range (No. Detected**)
Be-7	(4) (0)	8.8E 1 (4.7 - 13.0)E 1 (1/ 2)	55	1.8E 2 (0.0 - 3.6)E 2 (1/ 2)	1.8E 2 (0.0 - 3.6)E 2 (1/ 2)
K-40	(4) (0)	8.4E 3 (8.4 - 8.4)E 3 (2/ 2)	05	8.4E 3 (8.4 - 8.4)E 3 (2/ 2)	6.9E 3 (6.1 - 7.7)E 3 (2/ 2)
Cr-51	(4) (0)	8.6E 0 (-3.3 - 5.0)E 1 (0/ 2)	05	8.6E 0 (-3.3 - 5.0)E 1 (0/ 2)	-8.7E 0 (-2.7 - 0.9)E 1 (0/ 2)
Mn-54	(4) (0)	-3.4E 0 (-4.0 - -2.8)E 0 (0/ 2)	55	8.9E -1 (5.0 - 12.8)E -1 (0/ 2)	8.9E -1 (5.0 - 12.8)E -1 (0/ 2)
Co-57	(4) (0)	-1.7E 0 (-2.2 - -1.2)E 0 (0/ 2)	55	2.7E 0 (3.6 - 50.6)E -1 (0/ 2)	2.7E 0 (3.6 - 50.6)E -1 (0/ 2)
Co-58	(4) (0)	5.6E 0 (3.3 - 8.0)E 0 (0/ 2)	05	5.6E 0 (3.3 - 8.0)E 0 (0/ 2)	-4.6E 0 (-8.3 - -0.9)E 0 (0/ 2)
Fe-59	(4) (0)	-7.7E 0 (-8.8 - -6.5)E 0 (0/ 2)	55	-8.4E -1 (-3.7 - 2.1)E 0 (0/ 2)	-8.4E -1 (-3.7 - 2.1)E 0 (0/ 2)
Co-60	(4) (0)	-2.7E 0 (-8.7 - 3.3)E 0 (0/ 2)	05	-2.7E 0 (-8.7 - 3.3)E 0 (0/ 2)	-2.7E 0 (-3.4 - -2.1)E 0 (0/ 2)
Zn-65	(4) (0)	-1.5E 1 (-1.6 - -1.4)E 1 (0/ 2)	55	3.5E 0 (-8.7 - 15.8)E 0 (0/ 2)	3.5E 0 (-8.7 - 15.8)E 0 (0/ 2)
Se-75	(4) (0)	1.6E 0 (-3.8 - 7.0)E 0 (0/ 2)	05	1.6E 0 (-3.8 - 7.0)E 0 (0/ 2)	1.2E 0 (-2.3 - 4.7)E 0 (0/ 2)
Nb-95	(4) (0)	2.4E 0 (-8.6 - 56.6)E -1 (0/ 2)	55	5.4E 0 (4.5 - 6.4)E 0 (0/ 2)	5.4E 0 (4.5 - 6.4)E 0 (0/ 2)
Zr-95	(4) (0)	-1.2E 1 (-1.9 - -0.5)E 1 (0/ 2)	55	-4.1E -1 (-6.1 - 5.3)E 0 (0/ 2)	-4.1E -1 (-6.1 - 5.3)E 0 (0/ 2)
Ru-103	(4) (0)	-9.7E -1 (-3.1 - 1.2)E 0 (0/ 2)	05	-9.7E -1 (-3.1 - 1.2)E 0 (0/ 2)	-4.0E 0 (-8.2 - 0.2)E 0 (0/ 2)

* Non-Routine refers to those radionuclides that exceeded the Reporting Levels in ODCM Table A.9.1-3.

** The fraction of detectable measurements (i.e., > MDC with no uncertain identification) is shown in parentheses.

Table 3.10-1
Radiological Environmental Monitoring Program Summary
Seabrook Nuclear Power Station, Seabrook, NH
(January - December 2015)

MEDIUM: Irish Moss (AL) UNITS: pCi/kg

Radionuclides (No. Analyses) (Non-Routine*)	Required LLD	Indicator Stations	Station With Highest Mean		Control Stations
		Mean Range (No. Detected**)	Station	Mean Range (No. Detected**)	Mean Range (No. Detected**)
Ru-106 (4) (0)		2.3E 0 (-4.1 - 4.6)E 1 (0/ 2)	55	1.9E 1 (-1.9 - 5.8)E 1 (0/ 2)	1.9E 1 (-1.9 - 5.8)E 1 (0/ 2)
Ag-108m (4) (0)		-3.2E 0 (-4.5 - -1.9)E 0 (0/ 2)	55	0.0E 0 (-2.9 - 2.9)E -1 (0/ 2)	0.0E 0 (-2.9 - 2.9)E -1 (0/ 2)
Ag-110m (4) (0)		3.2E 0 (-9.2 - 73.8)E -1 (0/ 2)	05	3.2E 0 (-9.2 - 73.8)E -1 (0/ 2)	6.9E -1 (-5.3 - 19.0)E -1 (0/ 2)
Sb-124 (4) (0)		-5.5E 0 (-9.3 - -1.6)E 0 (0/ 2)	05	-5.5E 0 (-9.3 - -1.6)E 0 (0/ 2)	-8.0E 0 (-1.3 - -0.3)E 1 (0/ 2)
Sb-125 (4) (0)		-1.8E 0 (-8.1 - 4.4)E 0 (0/ 2)	05	-1.8E 0 (-8.1 - 4.4)E 0 (0/ 2)	-5.7E 0 (-7.5 - -3.8)E 0 (0/ 2)
I-131 (4) (0)	60	-1.3E 0 (-8.2 - 5.6)E 0 (0/ 2)	55	8.0E 0 (5.7 - 10.3)E 0 (0/ 2)	8.0E 0 (5.7 - 10.3)E 0 (0/ 2)
Cs-134 (4) (0)	60	-2.6E 0 (-7.9 - 2.7)E 0 (0/ 2)	55	1.0E 0 (-2.1 - 4.1)E 0 (0/ 2)	1.0E 0 (-2.1 - 4.1)E 0 (0/ 2)
Cs-137 (4) (0)	80	1.0E 1 (6.2 - 14.2)E 0 (0/ 2)	05	1.0E 1 (6.2 - 14.2)E 0 (0/ 2)	1.5E 0 (-1.2 - 4.1)E 0 (0/ 2)
Ba-140 (4) (0)		2.5E 1 (1.6 - 3.4)E 1 (0/ 2)	05	2.5E 1 (1.6 - 3.4)E 1 (0/ 2)	3.8E 0 (-1.1 - 1.8)E 1 (0/ 2)
La-140 (4) (0)		-1.9E 0 (-4.4 - 0.6)E 0 (0/ 2)	05	-1.9E 0 (-4.4 - 0.6)E 0 (0/ 2)	-2.1E 0 (-1.1 - 0.7)E 1 (0/ 2)
Ce-141 (4) (0)		5.9E 0 (2.1 - 9.7)E 0 (0/ 2)	55	6.6E 0 (4.4 - 8.9)E 0 (0/ 2)	6.6E 0 (4.4 - 8.9)E 0 (0/ 2)

* Non-Routine refers to those radionuclides that exceeded the Reporting Levels in ODCM Table A.9.1-3.

** The fraction of detectable measurements (i.e., > MDC with no uncertain identification) is shown in parentheses.

Table 3.10-1
Radiological Environmental Monitoring Program Summary
Seabrook Nuclear Power Station, Seabrook, NH
(January - December 2015)

MEDIUM: Irish Moss (AL) UNITS: pCi/kg

Radionuclides (No. Analyses) (Non-Routine*)	Required LLD	Indicator Stations	Station With Highest Mean		Control Stations
		Mean Range (No. Detected**)	Station	Mean Range (No. Detected**)	Mean Range (No. Detected**)
Ce-144	(4)	-1.3E 1	55	1.0E 1	1.0E 1
	(0)	(-2.0 - -0.6)E 1 (0/ 2)		(9.9 - 10.6)E 0 (0/ 2)	(9.9 - 10.6)E 0 (0/ 2)
Ac-228	(4)	2.4E 1	05	2.4E 1	1.1E 1
	(0)	(1.8 - 3.0)E 1 (0/ 2)		(1.8 - 3.0)E 1 (0/ 2)	(0.0 - 2.3)E 1 (0/ 2)
Th-228	(4)	6.7E 0	55	2.6E 1	2.6E 1
	(0)	(3.9 - 9.4)E 0 (0/ 2)		(1.1 - 4.1)E 1 (1/ 2)	(1.1 - 4.1)E 1 (1/ 2)

* Non-Routine refers to those radionuclides that exceeded the Reporting Levels in ODCM Table A.9.1-3.

** The fraction of detectable measurements (i.e., > MDC with no uncertain identification) is shown in parentheses.

3.11 Food Crop

There is no requirement for food crop or vegetation samples as long as the required milk locations are available. As noted in Section 3.3, milk sampling at the minimum required number of locations in 2015 was not possible due to the limited inventory of milk animal sites in the plant vicinity. To compensate for this, vegetation samples were collected as part of the REMP. Section 3.12 describes the alternate broad leafy vegetation (TG) collections.

In addition to the broad leafy vegetation sampling, nine food crop (TF) samples were collected from three locations listed on Table 2.0-2 (two indicator stations, TF-02 and TF-03, and one control station, TF-06) during the growing season months (June, July and August). These included strawberries in June (Lab numbers 375812001, 2, & 3), green beans and lettuce in July (Lab numbers 377900001, 2, & 3) and tomatoes in August (Lab number 379766001, 2 & 3).

A gamma analysis was performed on each sample. Naturally-occurring K-40 was detected in all samples for both indicator and control stations. The only other naturally-occurring radionuclide detected was Be-7 (4 out of 9 samples). Similar to past years, no plant-related radionuclides were detected in any samples. Therefore, no increasing or decreasing trends are identified. Subsequently, there is no dose to the public or impact on the environment through this pathway due to plant operations. This is consistent with the pre-operational program and with previous years of plant operations.

The following REMP Summary (Table 3.11-1) lists the range of analysis results by radionuclide for indicator and control stations for the Food Crop environmental media. Attachment 1 to this report lists the individual analysis results for each measurement of Food Crops under the Sample Type code TF.

Any sample collection and analysis deviations from the ODCM defined program, or reportable concentrations that may have occurred during the year, are described in Section 5.

Table 3.11-1
Radiological Environmental Monitoring Program Summary
Seabrook Nuclear Power Station, Seabrook, NH
(January - December 2015)

MEDIUM: Food Crop (TF) UNITS: pCi/kg

Radionuclides (No. Analyses) (Non-Routine*)	Required LLD	Indicator Stations	Station With Highest Mean		Control Stations
		Mean Range (No. Detected**)	Station	Mean Range (No. Detected**)	Mean Range (No. Detected**)
Be-7	(9) (0)	2.7E 1 (-4.8 - 71.0)E 0 (2/ 6)	06	5.0E 1 (2.1 - 86.8)E 0 (2/ 3)	5.0E 1 (2.1 - 86.8)E 0 (2/ 3)
K-40	(9) (0)	1.8E 3 (1.1 - 2.3)E 3 (6/ 6)	06	1.9E 3 (1.2 - 2.5)E 3 (3/ 3)	1.9E 3 (1.2 - 2.5)E 3 (3/ 3)
Cr-51	(9) (0)	6.8E -2 (-2.2 - 2.8)E 1 (0/ 6)	03	1.1E 1 (-5.0 - 28.3)E 0 (0/ 3)	1.0E 1 (2.2 - 21.9)E 0 (0/ 3)
Mn-54	(9) (0)	1.2E 0 (-2.9 - 47.0)E -1 (0/ 6)	03	2.1E 0 (8.0 - 47.0)E -1 (0/ 3)	7.9E -1 (-5.2 - 28.8)E -1 (0/ 3)
Co-57	(9) (0)	-8.2E -1 (-3.8 - 1.1)E 0 (0/ 6)	03	4.8E -2 (-4.9 - 11.1)E -1 (0/ 3)	-1.2E 0 (-2.9 - 0.1)E 0 (0/ 3)
Co-58	(9) (0)	-1.5E 0 (-3.2 - 0.1)E 0 (0/ 6)	06	-5.0E -1 (-3.6 - 2.8)E 0 (0/ 3)	-5.0E -1 (-3.6 - 2.8)E 0 (0/ 3)
Fe-59	(9) (0)	3.8E 0 (-2.2 - 21.3)E 0 (0/ 6)	03	7.6E 0 (-1.5 - 21.3)E 0 (0/ 3)	-3.0E -1 (-4.1 - 3.2)E 0 (0/ 3)
Co-60	(9) (0)	9.4E -1 (-2.2 - 5.0)E 0 (0/ 6)	02	1.1E 0 (-6.0 - 22.2)E -1 (0/ 3)	1.8E -2 (-1.6 - 1.8)E 0 (0/ 3)
Zn-65	(9) (0)	-3.5E 0 (-6.2 - 1.4)E 0 (0/ 6)	03	-2.9E 0 (-5.1 - 1.4)E 0 (0/ 3)	-4.4E 0 (-7.9 - -2.7)E 0 (0/ 3)
Se-75	(9) (0)	-9.2E -3 (-2.2 - 4.8)E 0 (0/ 6)	06	1.2E 0 (1.8 - 22.7)E -1 (0/ 3)	1.2E 0 (1.8 - 22.7)E -1 (0/ 3)
Nb-95	(9) (0)	1.3E -1 (-1.7 - 2.0)E 0 (0/ 6)	06	2.0E 0 (3.7 - 46.9)E -1 (0/ 3)	2.0E 0 (3.7 - 46.9)E -1 (0/ 3)
Zr-95	(9) (0)	9.5E -1 (-1.9 - 5.3)E 0 (0/ 6)	02	1.7E 0 (-7.4 - 53.4)E -1 (0/ 3)	-3.9E -1 (-1.9 - 1.8)E 0 (0/ 3)
Ru-103	(9) (0)	-9.1E -1 (-2.4 - 1.3)E 0 (0/ 6)	06	2.9E -1 (-1.2 - 1.4)E 0 (0/ 3)	2.9E -1 (-1.2 - 1.4)E 0 (0/ 3)

* Non-Routine refers to those radionuclides that exceeded the Reporting Levels in ODCM Table A.9.1-3.

** The fraction of detectable measurements (i.e., > MDC with no uncertain identification) is shown in parentheses.

Table 3.11-1 (Continued)
Radiological Environmental Monitoring Program Summary
Seabrook Nuclear Power Station, Seabrook, NH
(January - December 2015)

MEDIUM: Food Crop (TF) UNITS: pCi/kg

Radionuclides (No. Analyses) (Non-Routine*)	Required LLD	Indicator Stations	Station With Highest Mean		Control Stations
		Mean Range (No. Detected**)	Station	Mean Range (No. Detected**)	Mean Range (No. Detected**)
Ru-106 (9) (0)		1.0E 0 (-1.9 - 1.4)E 1 (0/ 6)	06	4.7E 0 (-1.4 - 1.4)E 1 (0/ 3)	4.7E 0 (-1.4 - 1.4)E 1 (0/ 3)
Ag-108m (9) (0)		-1.5E 0 (-6.4 - 1.5)E 0 (0/ 6)	06	-1.4E 0 (-3.3 - 0.3)E 0 (0/ 3)	-1.4E 0 (-3.3 - 0.3)E 0 (0/ 3)
Ag-110m (9) (0)		-1.2E 0 (-1.1 - 0.3)E 1 (0/ 6)	03	1.3E 0 (-3.7 - 34.4)E -1 (0/ 3)	2.5E -1 (-9.2 - 10.4)E -1 (0/ 3)
Sb-124 (9) (0)		-1.1E 0 (-5.2 - 2.5)E 0 (0/ 6)	02	9.0E -1 (-2.2 - 25.2)E -1 (0/ 3)	-1.9E 0 (-5.4 - 2.9)E 0 (0/ 3)
Sb-125 (9) (0)		2.5E 0 (1.0 - 64.5)E -1 (0/ 6)	03	3.8E 0 (8.7 - 64.5)E -1 (0/ 3)	1.9E 0 (9.0 - 30.4)E -1 (0/ 3)
I-131 (9) (0)	60	1.2E 0 (-2.4 - 8.7)E 0 (0/ 6)	06	3.1E 0 (5.3 - 73.7)E -1 (0/ 3)	3.1E 0 (5.3 - 73.7)E -1 (0/ 3)
Cs-134 (9) (0)	60	-2.2E -1 (-3.2 - 1.7)E 0 (0/ 6)	06	2.5E 0 (5.9 - 59.7)E -1 (0/ 3)	2.5E 0 (5.9 - 59.7)E -1 (0/ 3)
Cs-137 (9) (0)	80	1.1E 0 (-8.3 - 58.8)E -1 (0/ 6)	03	1.5E 0 (-8.3 - 58.8)E -1 (0/ 3)	-7.1E -1 (-3.2 - 2.7)E 0 (0/ 3)
Ba-140 (9) (0)		-4.0E -1 (-1.4 - 0.8)E 1 (0/ 6)	06	9.4E 0 (-7.1 - 26.7)E 0 (0/ 3)	9.4E 0 (-7.1 - 26.7)E 0 (0/ 3)
La-140 (9) (0)		-8.5E -1 (-4.7 - 1.8)E 0 (0/ 6)	06	5.9E -1 (-6.9 - 12.7)E -1 (0/ 3)	5.9E -1 (-6.9 - 12.7)E -1 (0/ 3)
Ce-141 (9) (0)		1.2E 0 (-4.5 - 4.5)E 0 (0/ 6)	06	2.5E 0 (2.8 - 55.0)E -1 (0/ 3)	2.5E 0 (2.8 - 55.0)E -1 (0/ 3)
Ce-144 (9) (0)		-6.5E 0 (-1.2 - 0.4)E 1 (0/ 6)	03	-4.8E 0 (-9.7 - 3.5)E 0 (0/ 3)	-6.2E 0 (-2.8 - 1.3)E 1 (0/ 3)
Ac-228 (9) (0)		1.4E 0 (-1.6 - 0.8)E 1 (0/ 6)	03	4.7E 0 (8.8 - 80.9)E -1 (0/ 3)	1.4E 0 (-5.8 - 10.6)E 0 (0/ 3)
Th-228 (9) (0)		-1.2E -1 (-7.0 - 4.7)E 0 (0/ 6)	06	3.0E 0 (-5.4 - 8.9)E 0 (0/ 3)	3.0E 0 (-5.4 - 8.9)E 0 (0/ 3)

* Non-Routine refers to those radionuclides that exceeded the Reporting Levels in ODCM Table A.9.1-3.

** The fraction of detectable measurements (i.e., > MDC with no uncertain identification) is shown in parentheses.

3.12 Vegetation

In lieu of milk sampling, the ODCM, Table A.9.1-1, requires that broad leafy vegetation (TG) samples grown in the nearest of two different offsite locations with the highest D/Q, and from one control location 15-30 km distant in the least prevalent wind direction, be collected when available (growing season). Offsite locations are defined in the UFSAR as the land beyond a 3000-foot radius of the two Containment Building centerlines. The analysis of garden locations in the Land Use Census provides a ranking of potential sampling sites for use in determining sampling locations in the general population. Since sampling of broad leaf garden vegetables at high D/Q locations is not feasible due to uncertain availability, other types of broad leafy vegetation were utilized.

Two locations at the site boundary with a maximum D/Q (higher values than determined in the 2015 Land Use Census garden listing) were selected over ranked D/Q gardens in the general population. These two Indicator locations (TG-08 and TG-09) are on site property in areas with available sample media. A third far-field control location (TG-10) was selected in Georgetown, MA. Samples consisted of tree leaves, as broad leaf vegetation provides increased reliability for sample availability. For 2015, a total of 18 monthly (growing season) broad leaf vegetation samples were collected and analyzed by gamma spectroscopy.

A gamma analysis was performed on each sample. Naturally-occurring K-40 was detected in all samples for both indicator and control stations and naturally-occurring Be-7 was detected in 17 out of 18 samples. Naturally-occurring Ac-228 was detected in 4 out of 18 samples and Th-228 was detected in 1 out of the 6 control samples. Fission product related Cs-137 was detected positive in 1 of the control samples from location TG-10 at a concentration of 86.8 pCi/kg. Cesium-137 has been detected in broad leafy vegetation in past years at comparable activity levels as detected in 2015, and evaluated as to the source. The conclusion of the assessment was that world-wide fallout from events un-related to Seabrook operations, such as the March 11, 2011 Fukushima Daiichi accident in Japan and past atmospheric nuclear weapons testing, have led to Cs-137 being deposited on the ground surface in the northeast United States with subsequent root uptake into leaves of long-lived vegetation. This conclusion continues to be supported by the fact that Seabrook Station had no detectable Cs-137 in any gaseous effluents in recent years, including 2015, and by the prevalence of detectable Cs-137 at the control location compared to in-close indicator sampling points. Utilizing the results of broad leaf vegetation sampling for broad leaf food products, it is concluded that there was no dose impact to the public or to the environment through this food ingestion pathway from Seabrook plant operations.

The following REMP Summary (Table 3.12-1) lists the range of analysis results by radionuclide for indicator and control stations for the broad leaf vegetation environmental media. Attachment 1 to this report lists the individual analysis results for each measurement of broad leaf vegetation under the Sample Type code TG.

Any sample collection and analysis deviations from the ODCM required program, or reportable concentrations that may have occurred during the year, are described in Section 5.

Table 3.12-1
Radiological Environmental Monitoring Program Summary
Seabrook Nuclear Power Station, Seabrook, NH
(January - December 2015)

MEDIUM: Vegetation (TG) UNITS: pCi/kg

Radionuclides (No. Analyses) (Non-Routine*)	Required LLD	Indicator Stations	Station With Highest Mean		Control Stations
		Mean Range (No. Detected**)	Station	Mean Range (No. Detected**)	Mean Range (No. Detected**)
Be-7	(18) (0)	8.0E 2 (2.4 - 18.1)E 2 (12/ 12)	09	8.6E 2 (3.4 - 18.1)E 2 (6/ 6)	7.7E 2 (1.8 - 10.9)E 2 (5/ 6)
K-40	(18) (0)	3.7E 3 (3.0 - 4.5)E 3 (12/ 12)	09	4.0E 3 (3.5 - 4.5)E 3 (6/ 6)	3.0E 3 (2.3 - 3.8)E 3 (6/ 6)
Cr-51	(18) (0)	-1.3E 1 (-7.8 - 3.6)E 1 (0/ 12)	10	6.3E 0 (-7.0 - 11.8)E 1 (0/ 6)	6.3E 0 (-7.0 - 11.8)E 1 (0/ 6)
Mn-54	(18) (0)	6.4E -1 (-9.7 - 10.2)E 0 (0/ 12)	09	1.6E 0 (-7.2 - 6.0)E 0 (0/ 6)	1.5E 0 (-7.6 - 9.9)E 0 (0/ 6)
Co-57	(18) (0)	1.2E 0 (-2.0 - 6.1)E 0 (0/ 12)	10	2.0E 0 (-1.1 - 10.1)E 0 (0/ 6)	2.0E 0 (-1.1 - 10.1)E 0 (0/ 6)
Co-58	(18) (0)	-7.3E -1 (-8.6 - 6.1)E 0 (0/ 12)	08	7.0E -3 (-5.8 - 6.1)E 0 (0/ 6)	-3.4E 0 (-7.7 - -0.5)E 0 (0/ 6)
Fe-59	(18) (0)	-2.0E -1 (-1.4 - 2.6)E 1 (0/ 12)	10	1.4E 0 (-1.1 - 1.3)E 1 (0/ 6)	1.4E 0 (-1.1 - 1.3)E 1 (0/ 6)
Co-60	(18) (0)	-1.0E 0 (-1.2 - 0.9)E 1 (0/ 12)	09	-4.3E -2 (-3.6 - 3.5)E 0 (0/ 6)	-8.5E -1 (-1.4 - 0.6)E 1 (0/ 6)
Zn-65	(18) (0)	-5.1E 0 (-2.2 - 1.9)E 1 (0/ 12)	10	-1.7E 0 (-2.6 - 2.2)E 1 (0/ 6)	-1.7E 0 (-2.6 - 2.2)E 1 (0/ 6)
Se-75	(18) (0)	-3.1E 0 (-9.9 - 8.2)E 0 (0/ 12)	09	-2.0E 0 (-9.9 - 8.2)E 0 (0/ 6)	-3.5E 0 (-1.6 - 0.3)E 1 (0/ 6)
Nb-95	(18) (0)	3.7E 0 (-4.7 - 9.4)E 0 (0/ 12)	10	5.3E 0 (-6.7 - 87.0)E -1 (0/ 6)	5.3E 0 (-6.7 - 87.0)E -1 (0/ 6)
Zr-95	(18) (0)	4.8E -1 (-1.3 - 1.7)E 1 (0/ 12)	09	9.5E -1 (-1.1 - 1.7)E 1 (0/ 6)	1.9E -1 (-1.0 - 1.1)E 1 (0/ 6)
Ru-103	(18) (0)	-8.1E -1 (-7.5 - 5.0)E 0 (0/ 12)	08	8.8E -1 (-2.8 - 4.2)E 0 (0/ 6)	-1.6E 0 (-6.8 - 11.5)E 0 (0/ 6)
Ru-106	(18) (0)	-2.3E 0 (-5.4 - 3.8)E 1 (0/ 12)	09	2.8E -1 (-4.7 - 3.4)E 1 (0/ 6)	-2.0E 1 (-5.3 - 2.8)E 1 (0/ 6)

* Non-Routine refers to those radionuclides that exceeded the Reporting Levels in ODCM Table A.9.1-3.

** The fraction of detectable measurements (i.e., > MDC with no uncertain identification) is shown in parentheses.

Table 3.12-1 (Continued)
Radiological Environmental Monitoring Program Summary
Seabrook Nuclear Power Station, Seabrook, NH
(January - December 2015)

MEDIUM: Vegetation (TG) UNITS: pCi/kg

Radionuclides (No. Analyses) (Non-Routine*)	Required LLD	Indicator Stations	Station With Highest Mean		Control Stations
		Mean Range (No. Detected**)	Station	Mean Range (No. Detected**)	Mean Range (No. Detected**)
Ag-108m (18) (0)		6.8E -1 (-1.1 - 1.0)E 1 (0/ 12)	08	1.6E 0 (-2.0 - 10.3)E 0 (0/ 6)	1.4E 0 (-3.0 - 8.7)E 0 (0/ 6)
Ag-110m (18) (0)		8.3E -1 (-1.1 - 0.6)E 1 (0/ 12)	08	2.5E 0 (-4.1 - 6.2)E 0 (0/ 6)	-1.4E 0 (-1.2 - 0.4)E 1 (0/ 6)
Sb-124 (18) (0)		3.3E 0 (-6.9 - 21.7)E 0 (0/ 12)	09	5.2E 0 (-4.0 - 21.7)E 0 (0/ 6)	-2.4E 0 (-9.9 - 6.1)E 0 (0/ 6)
Sb-125 (18) (0)		4.3E 0 (-1.2 - 2.6)E 1 (0/ 12)	10	5.0E 0 (-7.7 - 24.6)E 0 (0/ 6)	5.0E 0 (-7.7 - 24.6)E 0 (0/ 6)
I-131 (18) (0)	60	2.6E 0 (-1.6 - 3.4)E 1 (0/ 12)	09	9.2E 0 (8.3 - 344.0)E -1 (0/ 6)	4.8E 0 (-7.0 - 26.8)E 0 (0/ 6)
Cs-134 (18) (0)	60	-6.4E -1 (-1.2 - 1.1)E 1 (0/ 12)	09	1.7E -1 (-1.0 - 1.1)E 1 (0/ 6)	-1.5E 0 (-1.7 - 1.0)E 1 (0/ 6)
Cs-137 (18) (0)	80	4.9E 0 (-8.1 - 12.4)E 0 (0/ 12)	10	1.8E 1 (0.0 - 8.7)E 1 (1/ 6)	1.8E 1 (0.0 - 8.7)E 1 (1/ 6)
Ba-140 (18) (0)		-2.4E 0 (-3.6 - 2.5)E 1 (0/ 12)	10	9.0E 0 (-2.4 - 5.6)E 1 (0/ 6)	9.0E 0 (-2.4 - 5.6)E 1 (0/ 6)
La-140 (18) (0)		-7.7E -1 (-9.6 - 15.8)E 0 (0/ 12)	09	6.6E -1 (-7.4 - 15.8)E 0 (0/ 6)	-1.7E 0 (-9.1 - 8.1)E 0 (0/ 6)
Ce-141 (18) (0)		9.7E -1 (-2.9 - 1.4)E 1 (0/ 12)	08	4.7E 0 (-5.9 - 14.1)E 0 (0/ 6)	3.2E 0 (-5.4 - 14.4)E 0 (0/ 6)
Ce-144 (18) (0)		-2.2E 0 (-3.7 - 3.4)E 1 (0/ 12)	09	1.2E 1 (-1.9 - 3.4)E 1 (0/ 6)	-9.7E 0 (-3.0 - 2.2)E 1 (0/ 6)
Ac-228 (18) (0)		4.6E 1 (-3.1 - 10.5)E 1 (4/ 12)	08	6.4E 1 (1.8 - 9.7)E 1 (2/ 6)	1.0E 1 (-2.2 - 6.9)E 1 (0/ 6)
Th-228 (18) (0)		5.1E 0 (-9.0 - 16.7)E 0 (0/ 12)	10	1.2E 1 (8.1 - 394.0)E -1 (1/ 6)	1.2E 1 (8.1 - 394.0)E -1 (1/ 6)

* Non-Routine refers to those radionuclides that exceeded the Reporting Levels in ODCM Table A.9.1-3.

** The fraction of detectable measurements (i.e., > MDC with no uncertain identification) is shown in parentheses.

3.13 Direct Radiation

Direct gamma radiation exposure was measured with thermoluminescent dosimeters (TLDs). Two TLD badges are placed at each of the designated monitoring stations. Each TLD badge has three $\text{CaSO}_4:\text{Tm}$ elements. The badges were collected and read on a quarterly schedule. A location result is an average of six independent readings per quarter. A total of forty-six stations are located offsite, forty of which are required by the ODCM.

The exposure rates were normalized to a standard 91-day quarter so that quarterly results from any monitoring location can be compared to another location based on an equivalent time period of exposure. A summary of the 2015 data for the plant operational REMP is shown in Table 3.13-1. Figures 3.6 through 3.14 provide a comparison of quarterly TLD location responses in 2015 and illustrate the naturally variation in exposure rates quarter to quarter. Figures 3.6.1 through 3.14.1 provide a long term trend line for each of the environmental TLD locations.

The exposure rate response at individual monitoring stations have on occasion exhibited step changes at some point in the past that are related to changes in local conditions in the area of the dosimeter measurement. As an example, the outer ring TL-33 (a parking lot located 9.8 km south of the plant) was observed for several quarters in the recent past to approach or exceed the normal expected environmental fluctuations based on observed history. The average TLD exposure rate from the 2nd quarter 2011 through the 4th quarter of 2013 is reported as 21.8 mR/quarter. For the 7 prior quarters (3rd quarter 2009 to the 1st quarter 2011), the average TLD response was 18.6 mR/quarter, or approximately 17% lower than the most recent trend history. Since no other TLDs in the same sector or closer to the plant showed an average increase in measured response above the expected, the change at TL-33 was attributed to a local change in the background radiation associated with parking lot modifications and not with Seabrook Station operations. Field investigations of TL-33 indicated that the parking lot appeared to be re-graded with new fill/gravel material which could have increased the natural concentration of background radiation that the TLD measures. The expected background exposure level for location TL-33 was re-indexed to 20.6 mR/quarter in 2013 to reflect the observed change in background radiation. Two other locations (TL-01 and TL-69) also indicated changes in background exposure rates trends over time (un-related to Seabrook operations) and had their expected background exposure levels re-indexed to 17.4 mR/quarter and 13.7 mR/quarter, respectively, in 2013.

Overall, the REMP direct radiation program showed no statistically significant indication of increased direct radiation above the variable background measured exposure rate in unrestricted areas. This is demonstrated by the fact that indicator location results (as a group) are statistically the same as control locations. The 2015 annual mean of all indicator locations was 15.7 mR/91-day quarter while the mean of all control locations was 16.7 mR/91-day quarter. This indicates that collectively there is no statistical difference in the annual direct dose as a function of distance from the plant. In addition, all 2015 observed differences in individual TLD location average quarterly measurements when compared with the expected background TLD average measurements (see Table 3.13-2 for pre-operational history) indicate no increase in exposure rates greater than 20% (normal random fluctuations). As a result, no direct radiation dose beyond the site boundary was attributed to station operation during 2015.

Starting in 2015, a supplemental analytical method was implemented to evaluate the TLD measurements. Using the method described in ANSI/HPS N13.37-2014, quarterly and annual baseline dose for each TLD location was determined using appropriate statistical analytical methods considering data from 2004 through 2015. Quarterly and annual dose for 2015 was compared to baseline values to determine if an Investigation Level had been exceeded for evaluation of potential dose to a member of the public. An Investigation Level is considered to be exceeded under the following conditions:

$$\text{Quarterly: If } M_Q > (B_Q + \text{MDD}_Q), \text{ then } F_Q = M_Q - B_Q$$

Where:

M_Q is the normalized quarterly field measurement result

B_Q is the quarterly baseline background dose

MDD_Q is the quarterly minimum differential dose and

F_Q is the quarterly facility related dose

Or: Annually: If $M_A > (B_A + MDD_A)$, then $F_A = M_A - B_A$

Where:

M_A is the sum of the four normalized quarterly measurement values

B_A is the annual baseline background dose

MDD_A is the annual minimum differential dose

F_A is the annual facility related dose

No TLD location exceeded the Quarterly or Annual Investigation Level in 2015. Therefore, no evaluation of dose to a member of the public from direct or scattered radiation was performed. Table 3.13-3 summarizes the data.

The direct radiation-monitoring program demonstrated that no increasing or decreasing trends were detected. Therefore, there was no offsite dose to the public or impact to the environment from the operation of the plant.

Any TLD collection and analysis deviations from the ODCM required program that may have occurred during the year are described in Section 5.

TABLE 3.13-1

Environmental TLD Measurements
Net Exposure in mR/Standard Quarter (91 days)

2015

Sta. No.	Description	1st Quarter			2nd Quarter			3rd Quarter			4th Quarter			Qtr Ave Over Yr
		Exp.	S.D.		Exp.	S.D.		Exp.	S.D.		Exp.	S.D.		Exp.
TL-01	Brimmer's Lane	15.1	± 0.5		18.3	± 0.9		19.0	± 1.1		17.7	± 0.9		17.5
TL-02	Landing Road	11.5	± 0.7		14.4	± 0.6		15.1	± 0.8		13.2	± 0.7		13.6
TL-03	Glade Path	12.0	± 0.8		14.7	± 0.7		15.1	± 0.8		13.8	± 0.6		13.9
TL-04	Island Path	13.0	± 0.6		15.8	± 0.7		16.9	± 1.1		14.9	± 0.8		15.2
TL-05	Harbor Road	13.1	± 0.7		14.6	± 0.5		15.5	± 0.9		13.9	± 0.7		14.3
TL-06	Barge Landing	11.8	± 0.6		15.0	± 0.5		15.4	± 0.8		14.6	± 0.5		14.2
TL-07	Cross Road	8.8	± 0.5		12.5	± 0.6		13.5	± 0.7		12.3	± 0.6		11.8
TL-08	Farm Lane	12.5	± 0.6		15.7	± 1.0		16.4	± 0.7		14.9	± 0.7		14.9
TL-09	Farm Lane	13.2	± 0.5		16.4	± 0.8		17.0	± 0.8		15.4	± 0.6		15.5
TL-10	Site Boundary	12.1	± 0.8		15.9	± 0.6		15.6	± 0.8		15.4	± 0.6		14.8
TL-11	Site Boundary	13.2	± 0.5		18.0	± 0.8		18.5	± 0.8		17.8	± 0.8		16.9
TL-12	Site Boundary	11.9	± 0.7		18.7	± 1.1		20.3	± 1.0		17.9	± 0.7		17.2
TL-13	Inside Site Boundary	13.5	± 0.6		18.3	± 1.0		19.2	± 1.0		17.4	± 0.7		17.1
TL-14	Trailer Park	12.8	± 0.6		16.7	± 0.7		16.9	± 0.9		16.3	± 0.6		15.7
TL-15	Brimmer's Lane	14.1	± 0.8		18.2	± 1.0		20.3	± 0.9		18.3	± 1.1		17.7
TL-16	Brimmer's Lane	13.3	± 0.7		16.4	± 0.8		17.9	± 1.1		16.4	± 0.6		16.0
TL-17	South Road	14.0	± 0.5		16.8	± 0.6		19.1	± 1.4		16.7	± 0.8		16.7
TL-18	Mill Road	12.8	± 0.6		16.0	± 0.8		17.3	± 0.7		16.3	± 0.6		15.6
TL-19	Appledore Avenue	12.3	± 0.6		15.2	± 0.9		16.7	± 0.8		15.1	± 1.0		14.8
TL-20	Ashworth Avenue	12.0	± 0.7		16.1	± 0.6		16.7	± 0.8		16.3	± 0.6		15.3
TL-21	Route 1A	12.1	± 0.5		17.9	± 0.8		19.1	± 0.9		18.8	± 0.8		17.0
TL-22	Cable Avenue	12.5	± 0.5		16.0	± 0.7		16.2	± 0.7		15.3	± 0.7		15.0
TL-23	Ferry Road	12.5	± 0.6		15.0	± 0.7		15.9	± 0.9		15.1	± 0.5		14.6
TL-24	Ferry Lots Lane	13.7	± 0.6		17.2	± 0.6		18.7	± 0.8		17.6	± 0.6		16.8
TL-25	Elm Street	12.2	± 0.6		15.4	± 0.6		15.5	± 0.9		15.3	± 0.7		14.6
TL-26	Route 107A	11.4	± 0.6		14.8	± 0.7		16.3	± 0.9		15.4	± 0.6		14.5
TL-27	Highland Street	13.4	± 0.7		17.8	± 1.3		17.0	± 1.0		15.9	± 0.8		16.0
TL-28	Route 150	13.0	± 0.7		16.4	± 0.7		17.3	± 0.9		16.8	± 0.7		15.9
TL-29	Frying Pan Lane	12.1	± 0.7		15.5	± 0.7		17.1	± 1.0		15.2	± 0.7		15.0
TL-30	Route 27	12.1	± 0.5		16.5	± 0.8		17.7	± 0.9		17.1	± 0.6		15.9
TL-31	Alumni Drive	11.0	± 0.6		14.6	± 1.0		15.1	± 0.8		14.7	± 0.6		13.9
TL-32	SB Elementary School	14.5	± 0.8		18.1	± 1.0		18.2	± 0.8		17.6	± 0.9		17.1
TL-33	Dock Area	17.9	± 0.8		21.8	± 1.1		20.5	± 1.1		20.7	± 0.9		20.2
TL-34	Bow Street	(1)			20.1	± 0.8		19.2	± 0.8		18.5	± 0.9		19.3
TL-35	Lincoln Ack. School	12.5	± 0.6		19.1	± 0.7		19.5	± 1.4		17.9	± 0.9		17.3
TL-36	Route 97(Control)	13.7	± 0.8		15.2	± 0.6		15.3	± 0.8		14.1	± 0.6		14.6
TL-37	Plaistow, NH (Control)	13.4	± 0.7		18.6	± 0.6		18.9	± 1.1		17.4	± 0.7		17.1
TL-38	Hampstead, NH (Control)	17.2	± 0.8		20.9	± 0.9		21.4	± 0.9		19.7	± 1.1		19.8
TL-39	Fremont, NH (Control)	16.7	± 1.0		21.6	± 0.8		21.8	± 1.0		20.3	± 1.1		20.1

TABLE 3.13-1 (Continued)

Environmental TLD Measurements
Net Exposure in mR/Standard Quarter (91 days)

2015

Sta. No.	Description	1st Quarter		2nd Quarter		3rd Quarter		4th Quarter		Qtr Ave Over Yr
		Exp.	S.D.	Exp.	S.D.	Exp.	S.D.	Exp.	S.D.	Exp.
TL-40	Newmarket, NH (Control)	12.9	± 0.6	17.8	± 1.1	18.2	± 1.1	16.8	± 1.0	16.4
TL-41	Portsmouth, NH (Control)	15.0	± 0.9	17.2	± 0.8	17.7	± 0.8	15.5	± 0.9	16.4
TL-42	Ipswich, MA (Control)	11.5	± 0.5	13.7	± 0.6	13.7	± 0.8	12.7	± 0.6	12.9
TL-44	SB Education Center	11.7	± 0.6	14.4	± 0.6	15.3	± 0.9	13.5	± 0.9	13.7
TL-45	Hampton Fire Station	12.2	± 0.7	15.9	± 0.7	16.6	± 0.8	14.8	± 0.6	14.9
TL-46	SB Police Station	13.9	± 0.7	16.6	± 0.7	17.2	± 0.7	15.6	± 0.6	15.8
TL-47	Route 84	13.7	± 0.9	17.2	± 0.7	17.3	± 0.8	15.6	± 0.6	16.0
	Mean of Indicators	12.8		16.5		17.2		16.1		15.7
	Mean of Controls	14.3		17.9		18.1		16.6		16.7

(1) TLD missing.

Table 3.13-2

Pre-Operational Environmental TLD Measurements
Net Exposure in mR/Standard Quarter (91 days)

	1st Quarter <u>Exp.</u>	2nd Quarter <u>Exp.</u>	3rd Quarter <u>Exp.</u>	4th Quarter <u>Exp.</u>	Qtr Ave Over Yr <u>Exp.</u>
1982					
Mean of Indicators	--	17.1	18.1	17.5	17.6
Mean of Controls	--	16.9	18.1	17.9	16.8
1983					
Mean of Indicators	16.7	17.1	18.8	17.9	17.6
Mean of Controls	16.9	17.5	18.7	18.4	17.9
1984					
Mean of Indicators	16.1	17.1	16.9	17.5	17.0
Mean of Controls	17.6	17.4	15.8	18.7	17.4
1985					
Mean of Indicators	16.9	18.0	18.9	16.1	17.4
Mean of Controls	16.8	17.7	18.9	16.1	17.4
1986					
Mean of Indicators	14.0	15.5	15.3	15.0	15.0
Mean of Controls	13.9	18.0	16.8	15.1	16.0
1987					
Mean of Indicators	12.7	14.8	15.0	14.4	14.2
Mean of Controls	13.0	14.8	15.3	15.0	14.6
1988					
Mean of Indicators	13.5	14.1	14.7	14.9	14.3
Mean of Controls	13.3	14.4	18.1	14.6	15.1
1989					
Mean of Indicators	14.4	14.3	--	--	14.4
Mean of Controls	<u>14.0</u>	<u>14.4</u>	=	=	<u>14.2</u>
All Pre-Operational					
Mean of Indicators	14.9	16.0	16.8	16.2	15.9
Mean of Controls	15.1	16.4	17.4	16.5	16.2

Table 3.13-3

Facility Related Dose using ANSI/HPS N13.37-2014 Methodology

		Quarterly Ave.				Quarterly Facility Dose				Annual	2015 Annual	Annual Facility Dose	
		Baseline, B _Q	2015 Quarterly Monitoring Data, M _Q (mR/qtr)				F _Q = M _Q - (B _Q +MDD _Q)				Baseline, B _A	Annual TLD Data, M _A	F _A = M _A - (B _A +MDD _A)
		mR	1	2	3	4	1	2	3	4	mR	mR	
TL-01	Brimmer's Lane	18.6	15.1	18.3	19.0	17.7	ND	ND	ND	ND	74.5	70.1	ND
TL-02	Landing Road	13.8	11.5	14.4	15.1	13.2	ND	ND	ND	ND	55.1	54.2	ND
TL-03	Glade Path	14.9	12.0	14.7	15.1	13.8	ND	ND	ND	ND	59.5	55.6	ND
TL-04	Island Path	15.9	13.0	15.8	16.9	14.9	ND	ND	ND	ND	63.7	60.6	ND
TL-05	Harbor Road	14.6	13.1	14.6	15.5	13.9	ND	ND	ND	ND	58.1	57.1	ND
TL-06	Barge Landing	14.6	11.8	15.0	15.4	14.6	ND	ND	ND	ND	58.6	56.8	ND
TL-07	Cross Road	12.5	8.8	12.5	13.5	12.3	ND	ND	ND	ND	50.0	47.1	ND
TL-08	Farm Lane	15.8	12.5	15.7	16.4	14.9	ND	ND	ND	ND	63.1	59.5	ND
TL-09	Farm Lane	16.3	13.2	16.4	17.0	15.4	ND	ND	ND	ND	65.3	62.0	ND
TL-10	Site Boundary	17.2	12.1	15.9	15.6	15.4	ND	ND	ND	ND	68.7	59.0	ND
TL-11	Site Boundary	17.5	13.2	18.0	18.5	17.8	ND	ND	ND	ND	69.9	67.5	ND
TL-12	Site Boundary	18.2	11.9	18.7	20.3	17.9	ND	ND	ND	ND	72.6	68.8	ND
TL-13	Inside Site Boundary	19.2	13.5	18.3	19.2	17.4	ND	ND	ND	ND	77.0	68.4	ND
TL-14	Trailer Park	15.9	12.8	16.7	16.9	16.3	ND	ND	ND	ND	63.5	62.7	ND
TL-15	Brimmer's Lane	18.8	14.1	18.2	20.3	18.3	ND	ND	ND	ND	75.0	70.9	ND
TL-16	Brimmer's Lane	16.2	13.3	16.4	17.9	16.4	ND	ND	ND	ND	64.8	64.0	ND
TL-17	South Road	16.3	14.0	16.8	19.1	16.7	ND	ND	ND	ND	65.2	66.6	ND
TL-18	Mill Road	15.5	12.8	16.0	17.3	16.3	ND	ND	ND	ND	62.0	62.4	ND
TL-19	Appledore Avenue	15.5	12.3	15.2	16.7	15.1	ND	ND	ND	ND	62.1	59.3	ND
TL-20	Ashworth Avenue	17.5	12.0	16.1	16.7	16.3	ND	ND	ND	ND	70.2	61.1	ND
TL-21	Route 1A	16.6	12.1	17.9	19.1	18.8	ND	ND	ND	ND	66.3	67.9	ND
TL-22	Cable Avenue	16.3	12.5	16.0	16.2	15.3	ND	ND	ND	ND	65.4	60.0	ND
TL-23	Ferry Road	15.7	12.5	15.0	15.9	15.1	ND	ND	ND	ND	62.7	58.5	ND

Table 3.13-3 (Cont'd)

Facility Related Dose using ANSI/HPS N13.37-2014 Methodology

		Baseline, B _Q mR	Quarterly Ave. 2015 Quarterly Monitoring Data, M _Q (mR/qtr)				Quarterly Facility Dose F _Q = M _Q - (B _Q +MDD _Q)				Annual Baseline, B _A mR	2015 Annual TLD Data, M _A mR	Annual Facility Dose F _A = M _A - (B _A +MDD _A)
			1	2	3	4	1	2	3	4			
TL-24	Ferry Lots Lane	15.1	13.7	17.2	18.7	17.6	ND	ND	ND	ND	60.4	67.2	ND
TL-25	Elm Street	15.6	12.2	15.4	15.5	15.3	ND	ND	ND	ND	62.3	58.4	ND
TL-26	Route 107A	15.4	11.4	14.8	16.3	15.4	ND	ND	ND	ND	61.8	57.9	ND
TL-27	Highland Street	16.1	13.4	17.8	17.0	15.9	ND	ND	ND	ND	64.3	64.1	ND
TL-28	Route 150	16.2	13.0	16.4	17.3	16.8	ND	ND	ND	ND	64.9	63.5	ND
TL-29	Frying Pan Lane	15.4	12.1	15.5	17.1	15.2	ND	ND	ND	ND	61.6	59.9	ND
TL-30	Route 27	15.7	12.1	16.5	17.7	17.1	ND	ND	ND	ND	62.9	63.4	ND
TL-31	Alumni Drive	14.3	11.0	14.6	15.1	14.7	ND	ND	ND	ND	57.0	55.4	ND
TL-32	SB Elementary School	17.8	14.5	18.1	18.2	17.6	ND	ND	ND	ND	71.2	68.4	ND
TL-33	Dock Area	21.4	17.9	21.8	20.5	20.7	ND	ND	ND	ND	84.4	80.9	ND
TL-34	Bow Street	19.5		20.1	19.2	18.5	ND	ND	ND	ND	78.2	57.8	ND
TL-35	Lincoln Ack. School	18.2	12.5	19.1	19.5	17.9	ND	ND	ND	ND	72.6	69.0	ND
TL-36	Route 97(Control)	15.4	13.7	15.2	15.3	14.1	ND	ND	ND	ND	61.9	58.3	ND
TL-37	Plaistow, NH (Control)	18.0	13.4	18.6	18.9	17.4	ND	ND	ND	ND	72.0	68.3	ND
	Hampstead, NH												
TL-38	(Control)	19.8	17.2	20.9	21.4	19.7	ND	ND	ND	ND	79.3	79.2	ND
TL-39	Fremont, NH (Control)	21.3	16.7	21.6	21.8	20.3	ND	ND	ND	ND	85.2	80.4	ND
	Newmarket, NH												
TL-40	(Control)	16.7	12.9	17.8	18.2	16.8	ND	ND	ND	ND	66.9	65.7	ND
	Portsmouth, NH												
TL-41	(Control)	16.9	15.0	17.2	17.7	15.5	ND	ND	ND	ND	67.6	65.4	ND
TL-42	Ipswich, MA (Control)	14.3	11.5	13.7	13.7	12.7	ND	ND	ND	ND	57.2	51.6	ND
TL-44	SB Education Center	14.8	11.7	14.4	15.3	13.5	ND	ND	ND	ND	59.0	54.9	ND

Table 3.13-3 (Cont'd)

Facility Related Dose using ANSI/HPS N13.37-2014 Methodology

		Baseline, B _Q mR	Quarterly Ave. 2015 Quarterly Monitoring Data, M _Q (mR/qtr)				Quarterly Facility Dose F _Q = M _Q - (B _Q +MDD _Q)				Annual Baseline, B _A mR	2015 Annual TLD Data, M _A mR	Annual Facility Dose F _A = M _A - (B _A +MDD _A)
			1	2	3	4	1	2	3	4			
			1	2	3	4	1	2	3	4			
TL-45	Hampton Fire Station	16.9	12.2	15.9	16.6	14.8	ND	ND	ND	ND	67.7	59.5	ND
TL-46	SB Police Station	16.7	13.9	16.6	17.2	15.6	ND	ND	ND	ND	66.7	63.3	ND
TL-47	Route 84	15.6	13.7	17.2	17.3	15.6	ND	ND	ND	ND	62.4	63.8	ND

$MDD_Q = 4.46$ = minimum differential exposure, quarterly, 3 times 90th percentile S_Q determined from analysis in mR.

$MDD_A = 8.89$ = minimum differential exposure, annual, 3 times 90th percentile S_A determined from analysis in mR.

B_Q = Quarterly baseline exposure (mR).

M_Q = location's 91 day standard quarterly exposure (mR).

L_Q = Quarterly Investigative Level exposure (mR).

B_A = Quarterly baseline background average exposure (mR).

M_A = Annual monitoring data, determined by summing the quarterly data over all four quarters (mR).

L_A = Annual Investigative Level exposure (mR).

ND = Facility contribution to exposure "Not Detected"

FIGURE 3.6
ENVIRONMENTAL RADIATION MEASUREMENTS (USING TLDs) SEABROOK
STATION

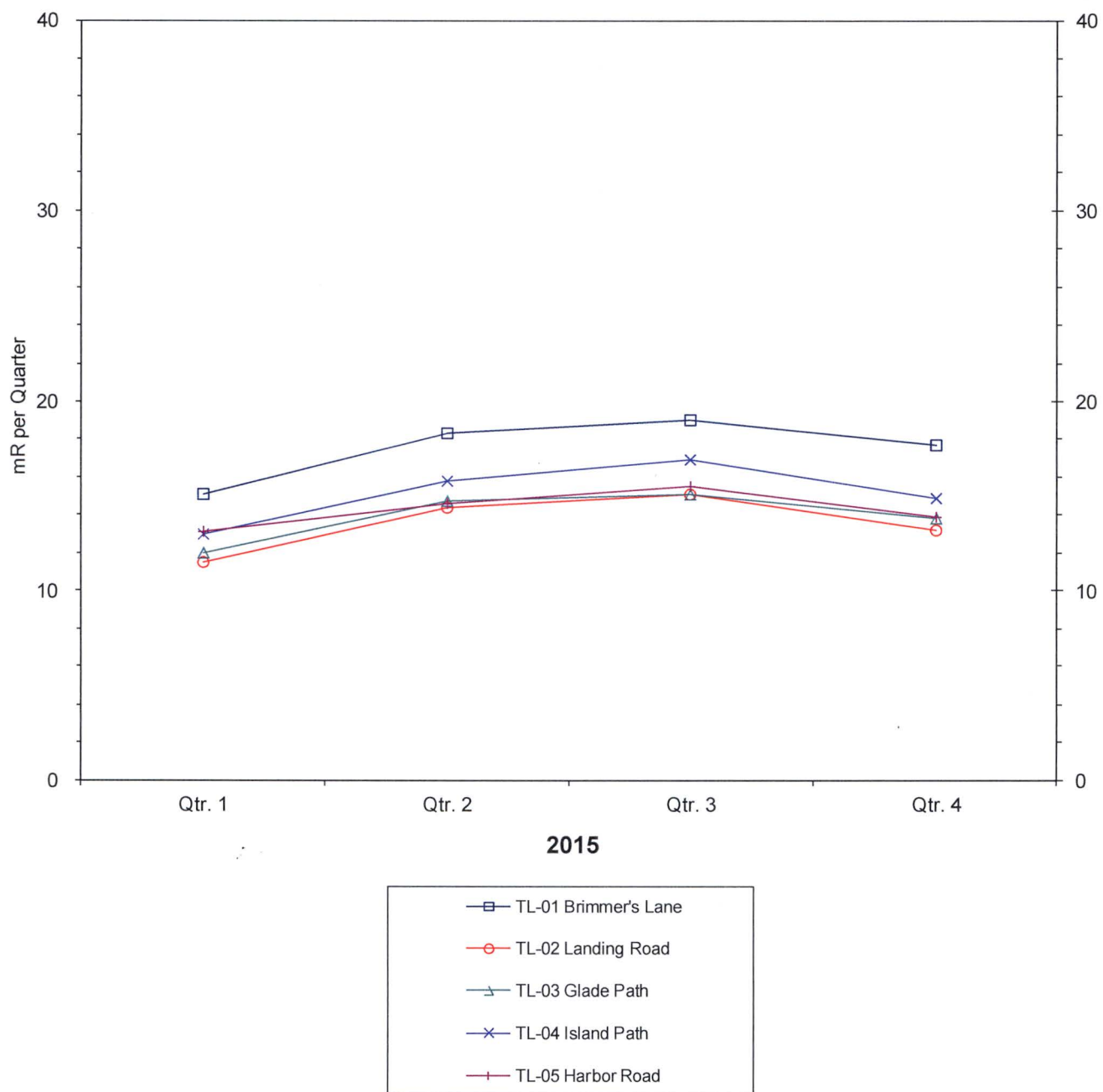


FIGURE 3.6.1

ENVIRONMENTAL RADIATION MEASUREMENTS (USING TLDs)
SEABROOK STATION

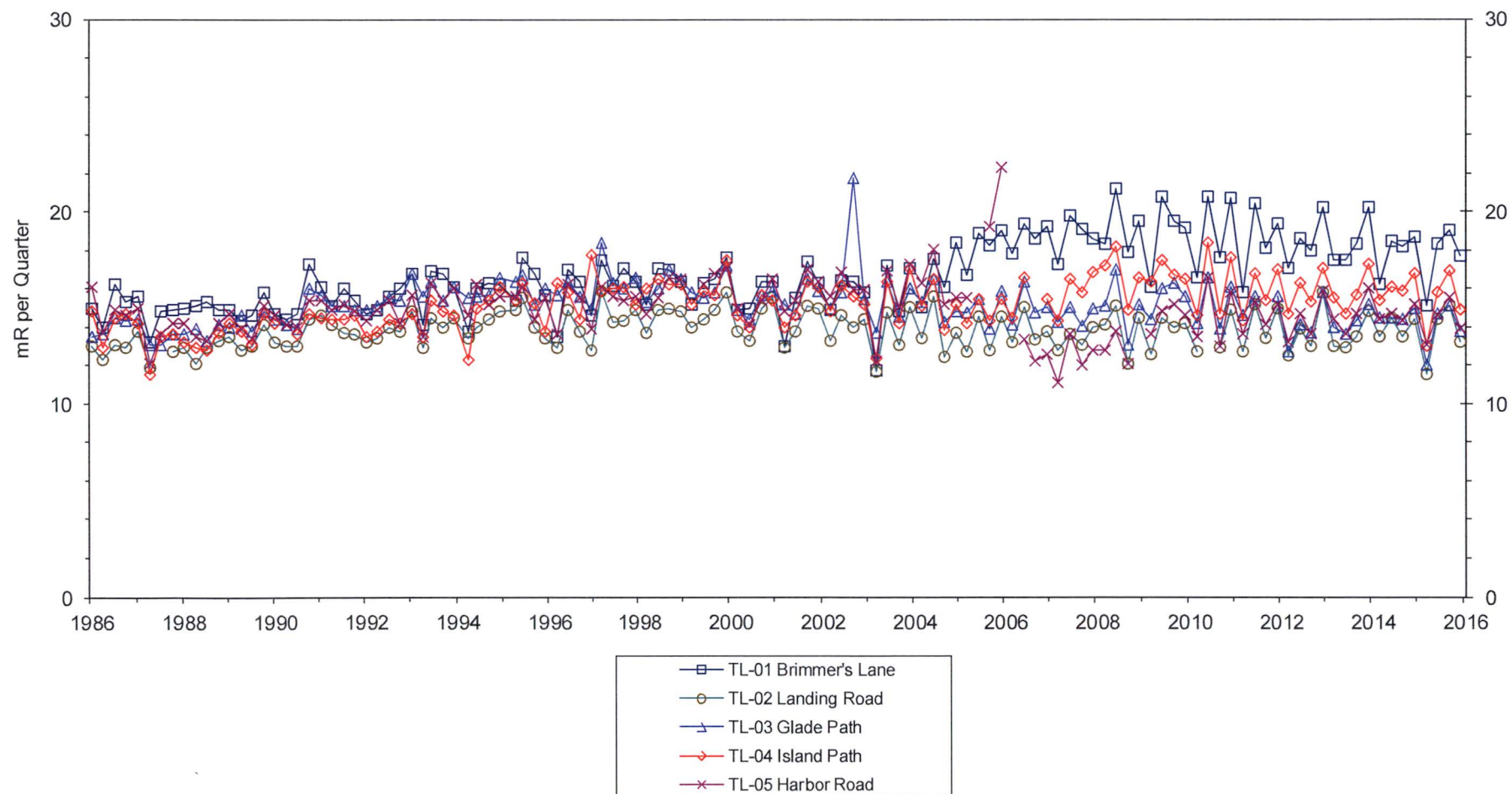


FIGURE 3.7
ENVIRONMENTAL RADIATION MEASUREMENTS (USING TLDs)
SEABROOK STATION

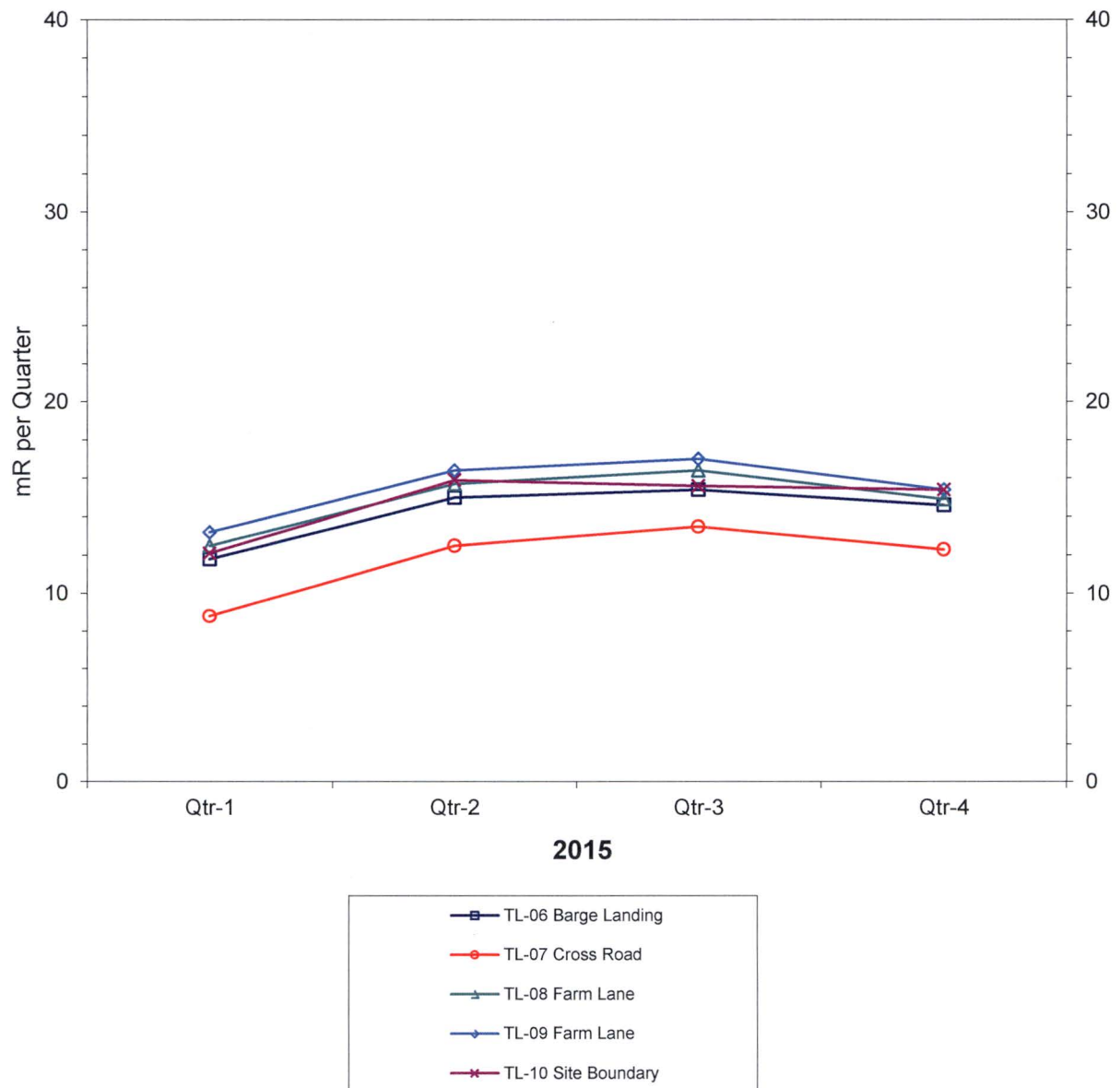


FIGURE 3.7.1
ENVIRONMENTAL RADIATION MEASUREMENTS (USING TLDs)
SEABROOK STATION

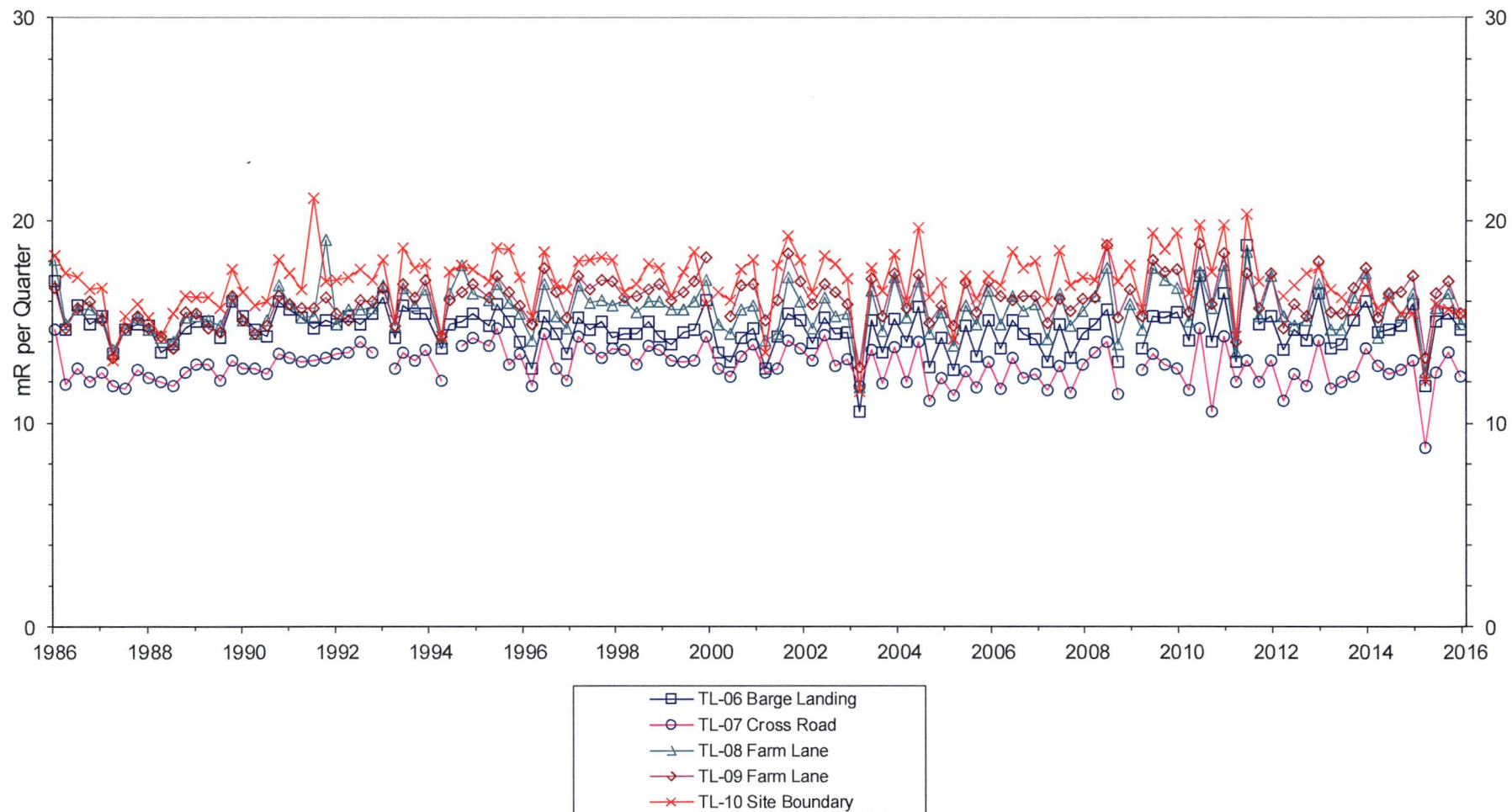


FIGURE 3.8
ENVIRONMENTAL RADIATION MEASUREMENTS (USING TLDs)
SEABROOK STATION

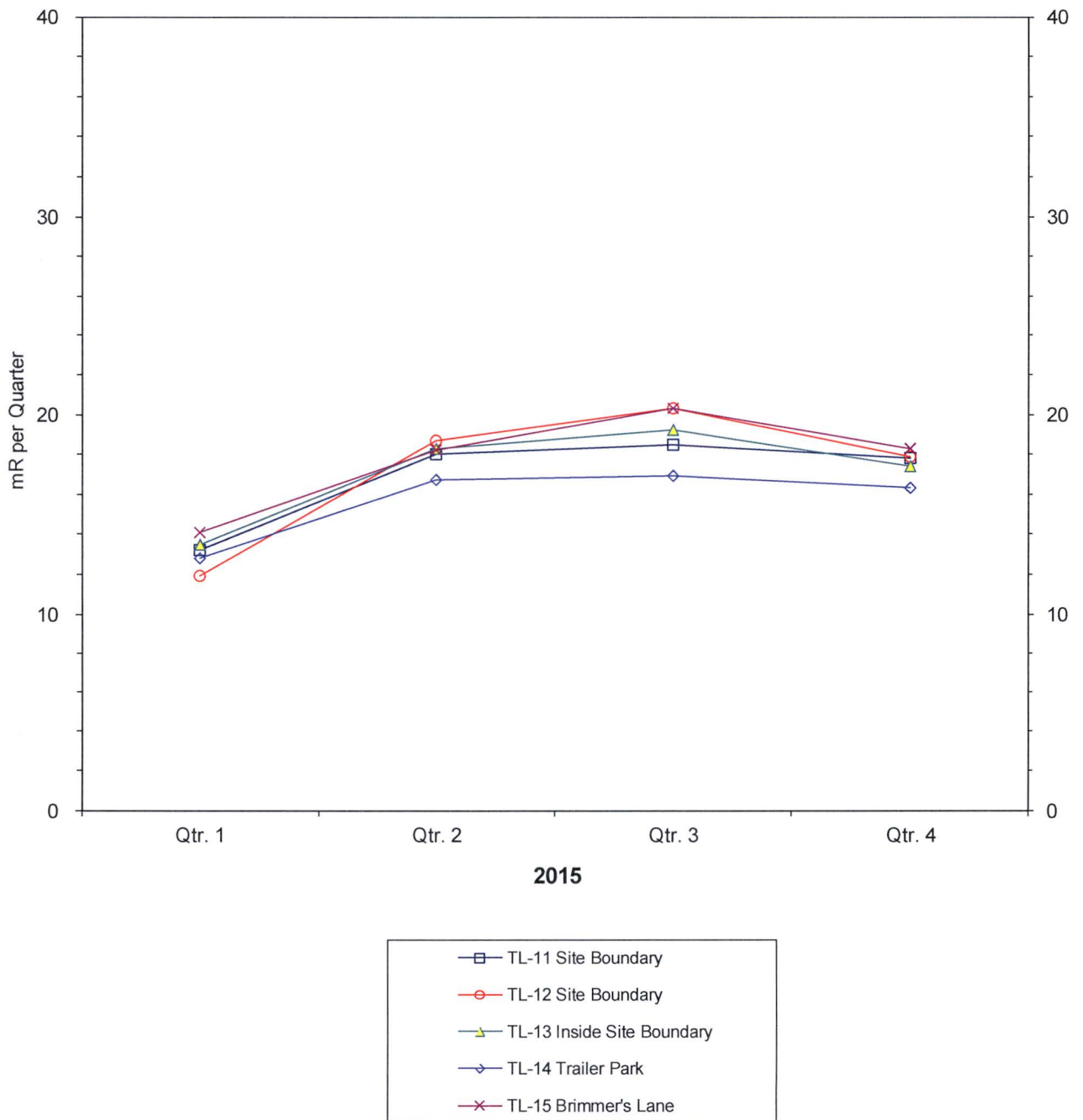


FIGURE 3.8.1

ENVIRONMENTAL RADIATION MEASUREMENTS (USING TLDs)
SEABROOK STATION

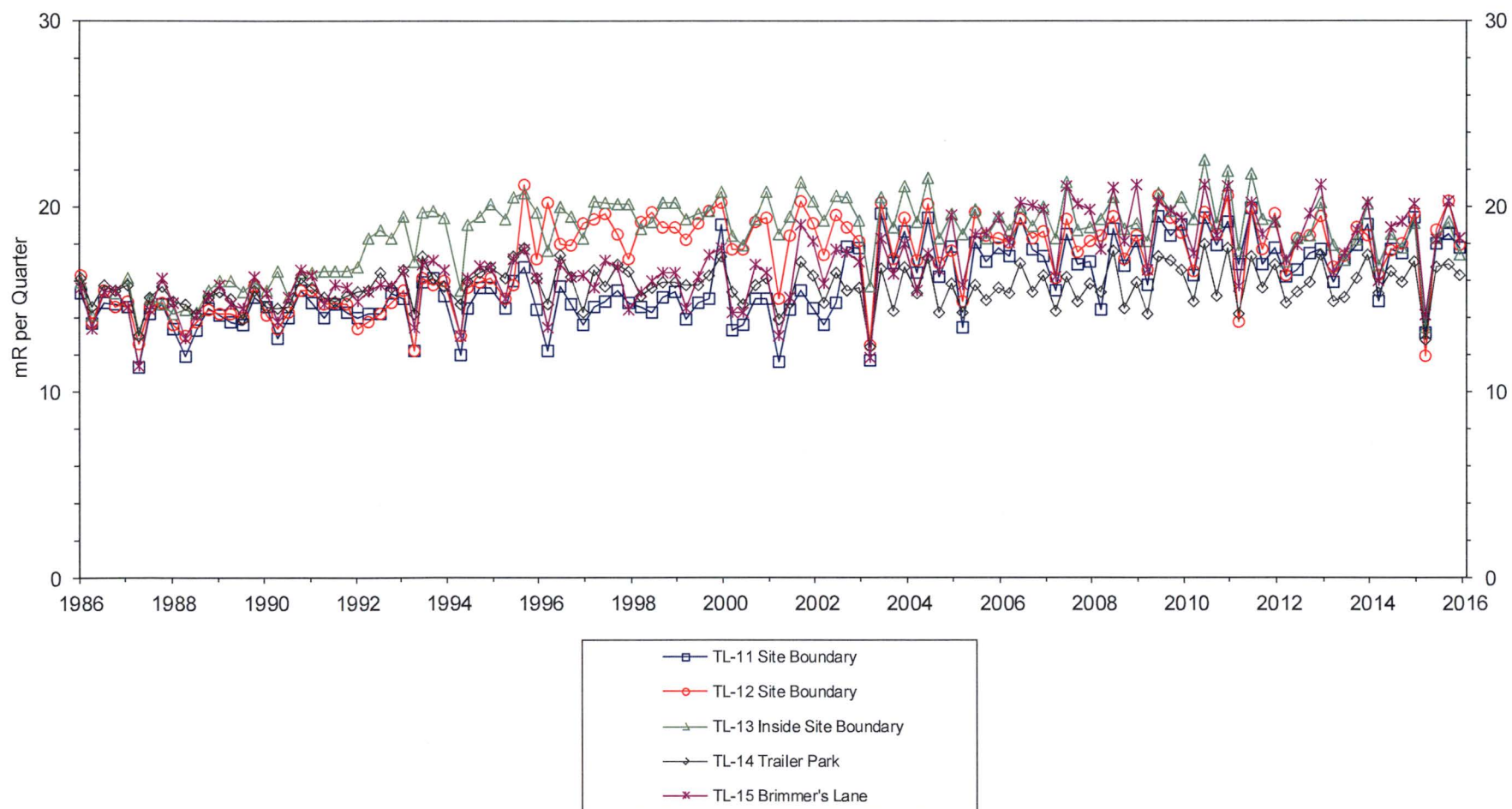


FIGURE 3.9

ENVIRONMENTAL RADIATION MEASUREMENTS (USING TLDs) SEABROOK
STATION

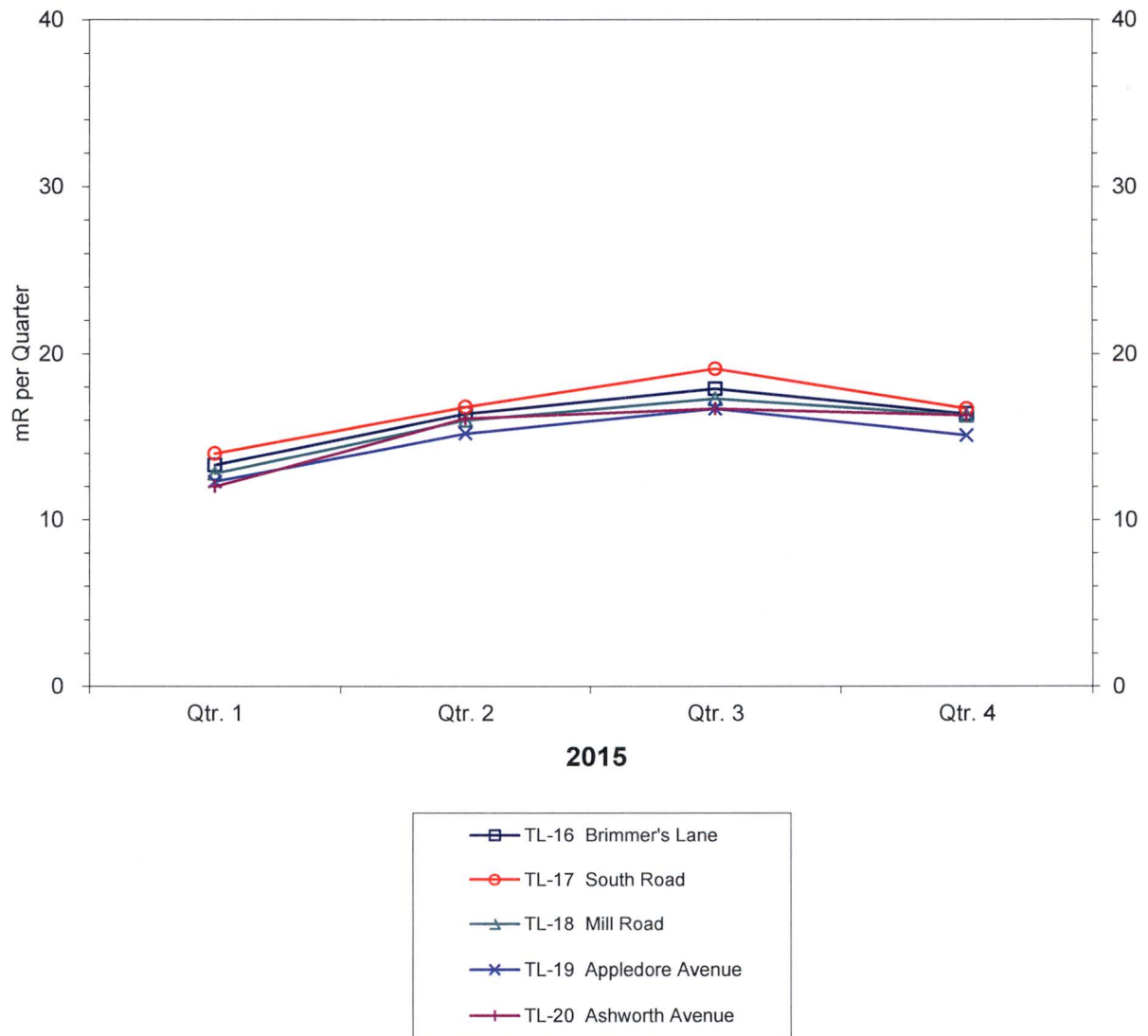


FIGURE 3.9.1

ENVIRONMENTAL RADIATION MEASUREMENTS (USING TLDs) SEABROOK STATION

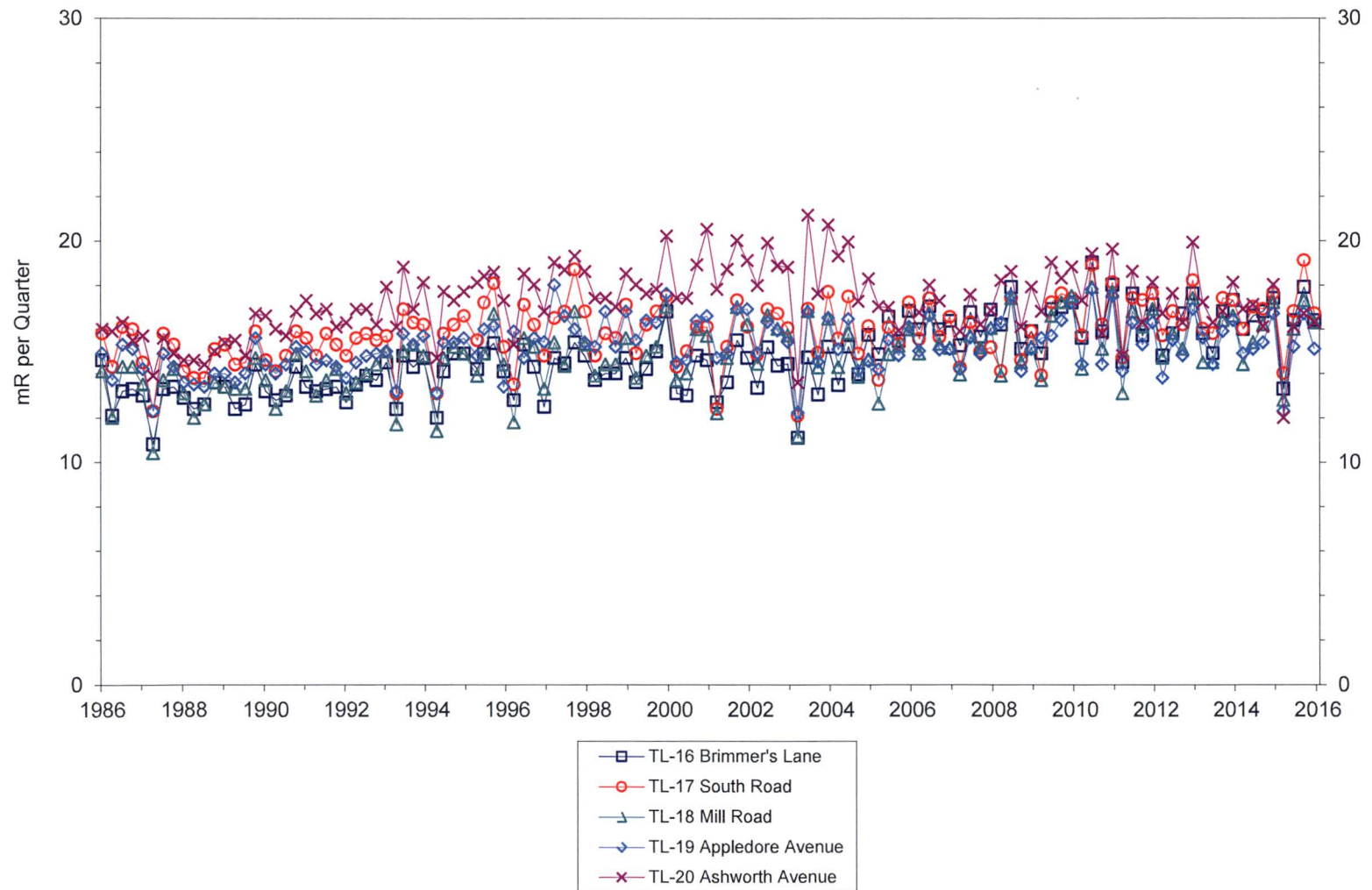


FIGURE 3.10
ENVIRONMENTAL RADIATION MEASUREMENTS (USING TLDs)
SEABROOK STATION

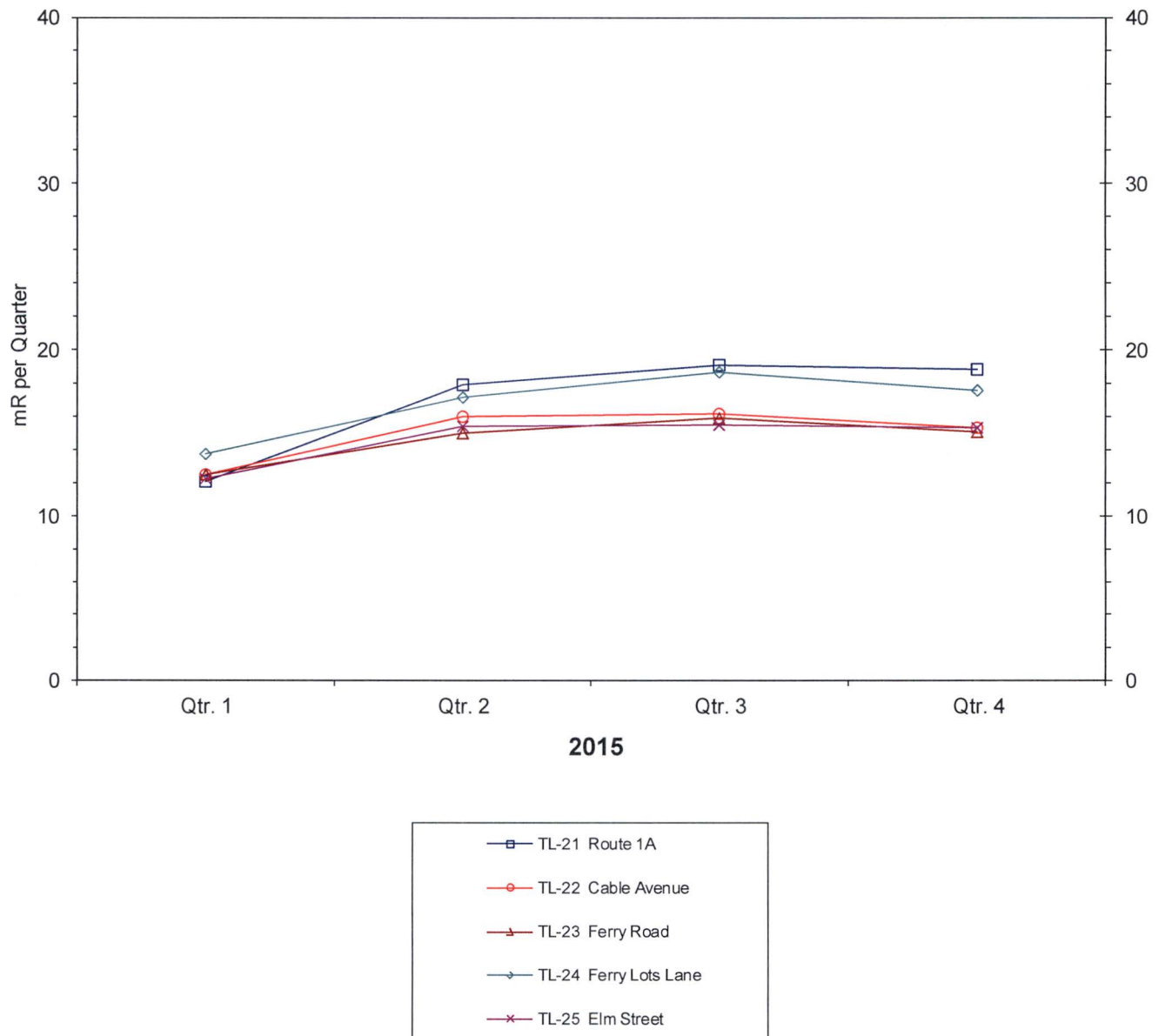


FIGURE 3.10.1

ENVIRONMENTAL RADIATION MEASUREMENTS (USING TLDs)
SEABROOK STATION

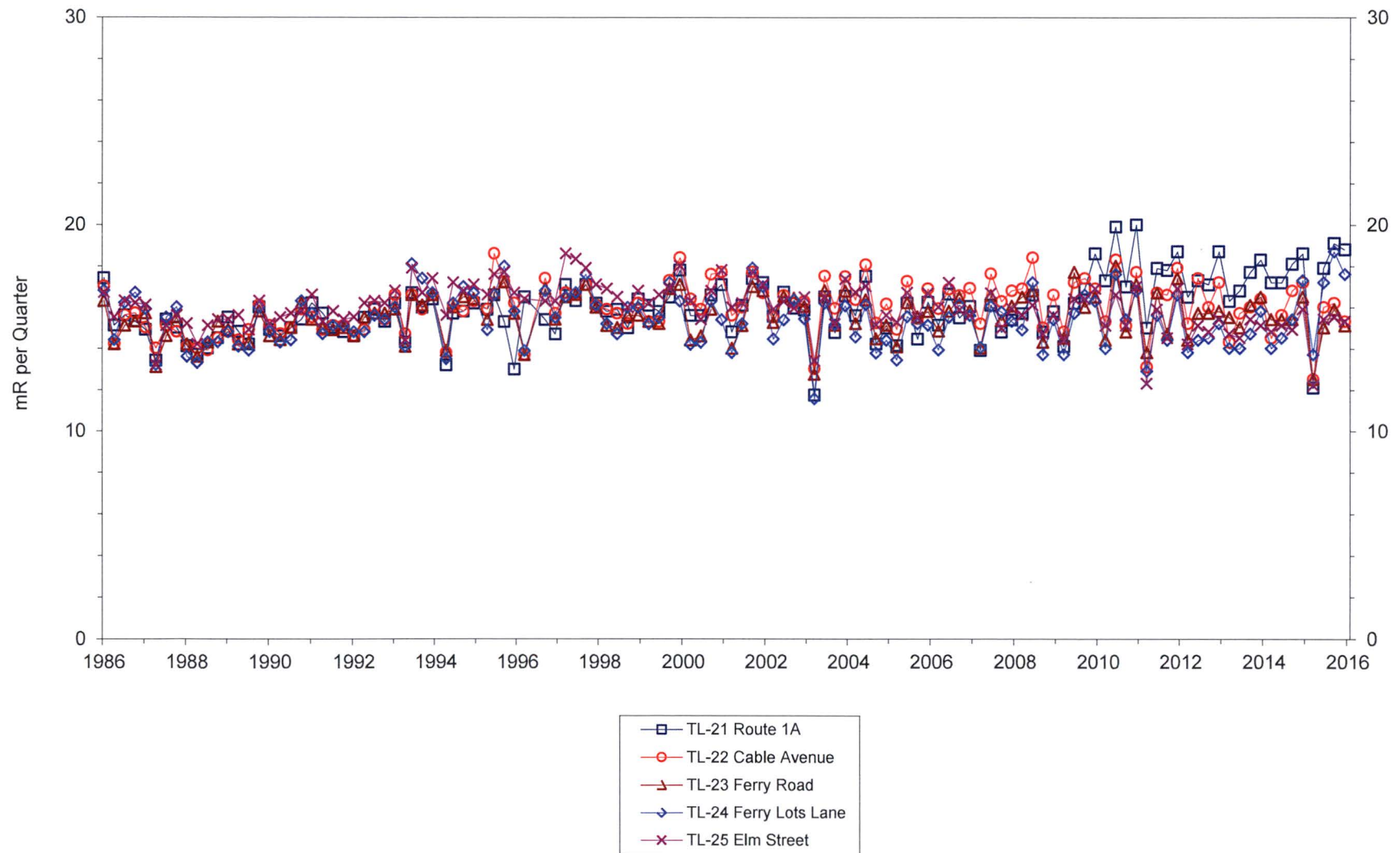


FIGURE 3.11

ENVIRONMENTAL RADIATION MEASUREMENTS (USING TLDs) SEABROOK STATION

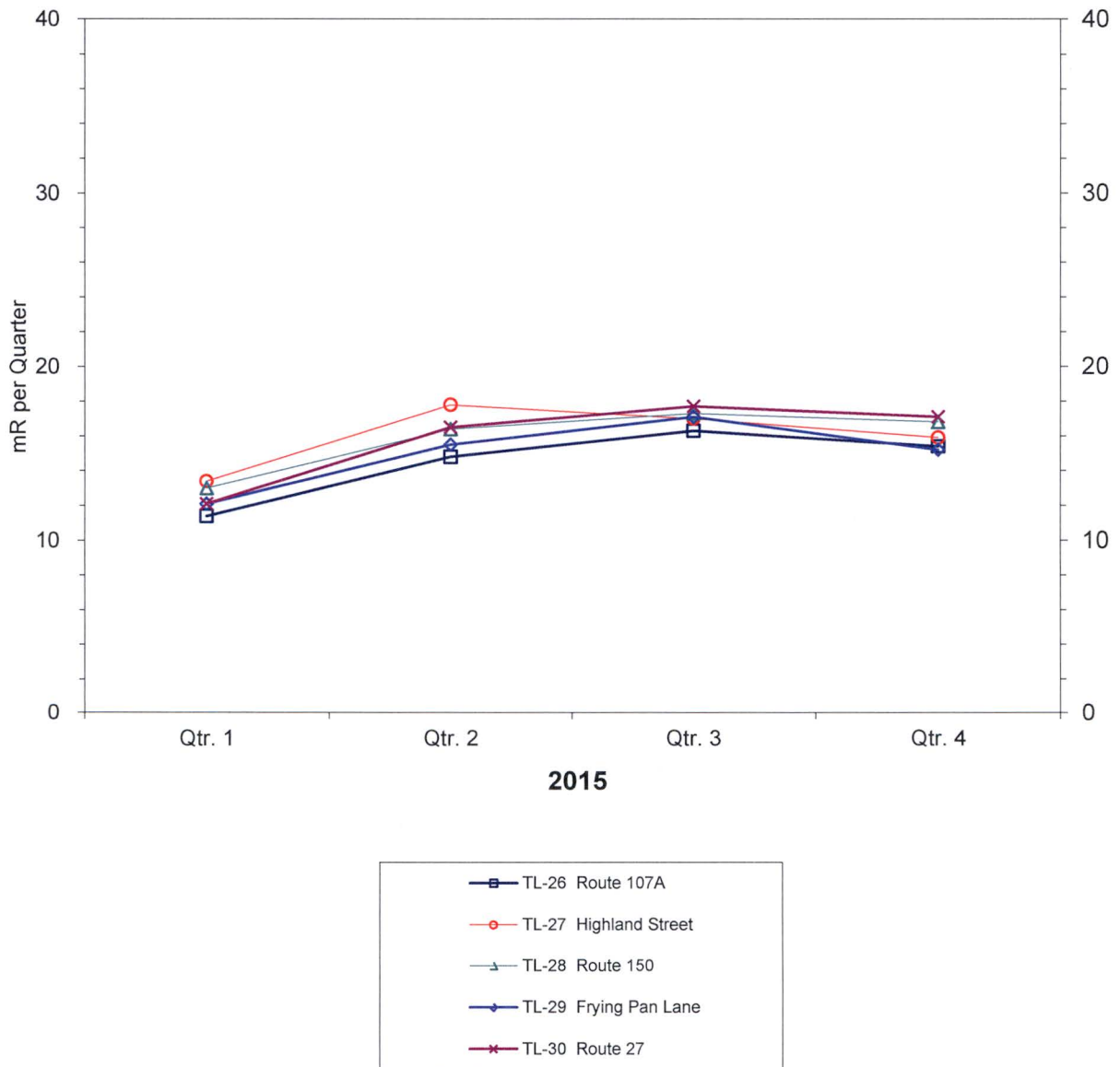


FIGURE 3.11.1
ENVIRONMENTAL RADIATION MEASUREMENTS (USING TLDs)
SEABROOK STATION

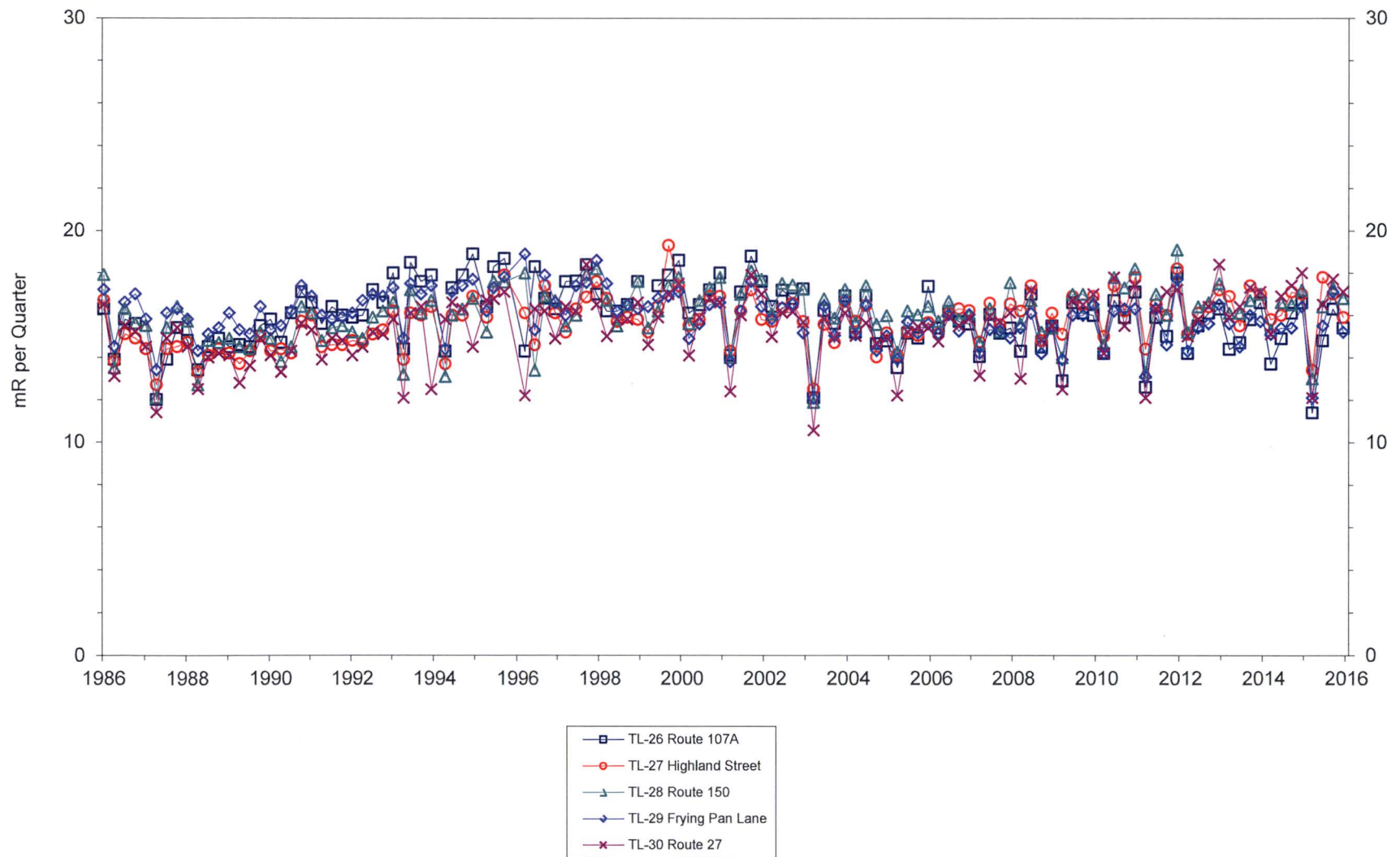


FIGURE 3.12

ENVIRONMENTAL RADIATION MEASUREMENTS (USING TLDs)
SEABROOK STATION

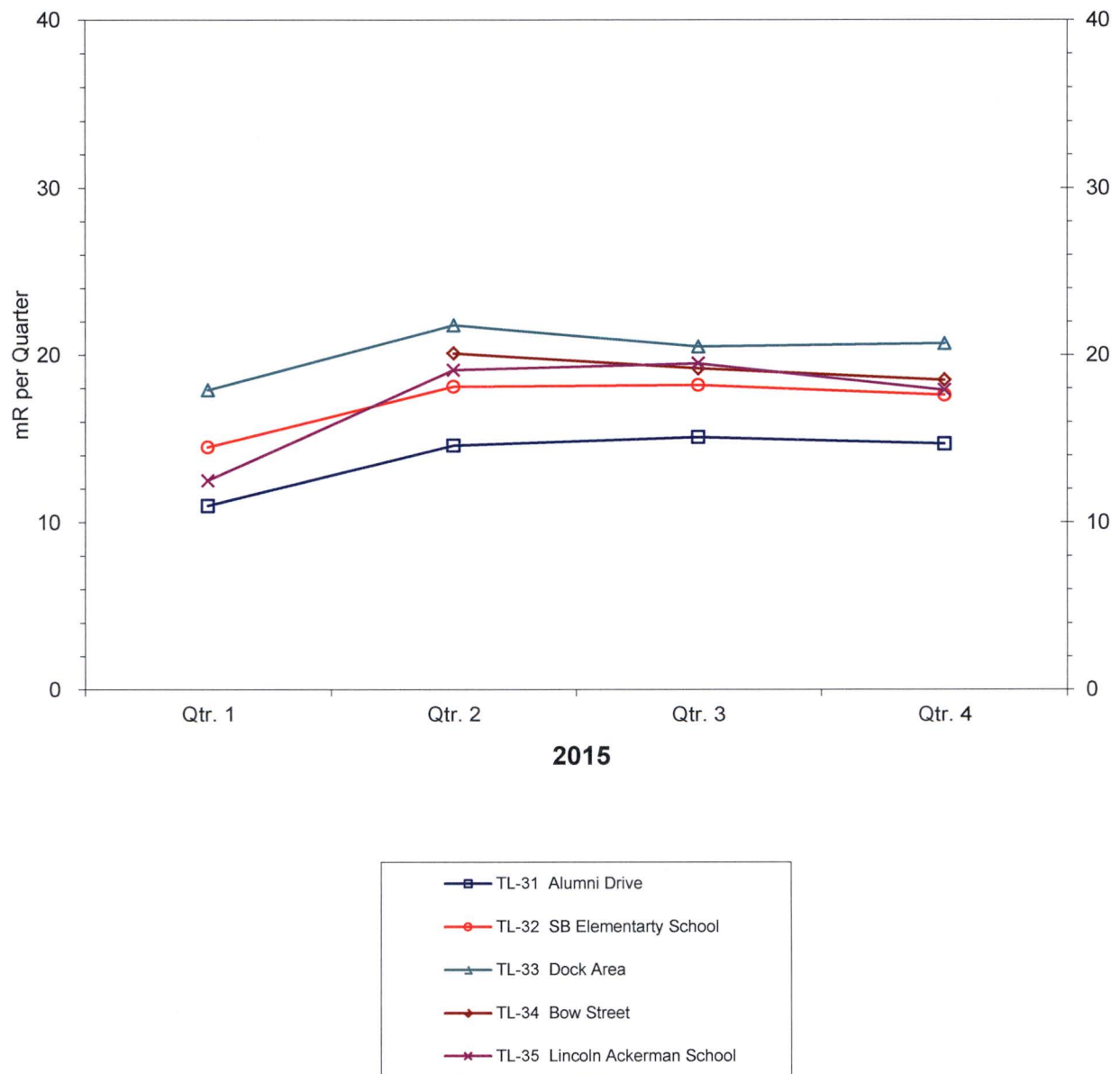


FIGURE 3.12.1

ENVIRONMENTAL RADIATION MEASUREMENTS (USING TLDs)
SEABROOK STATION

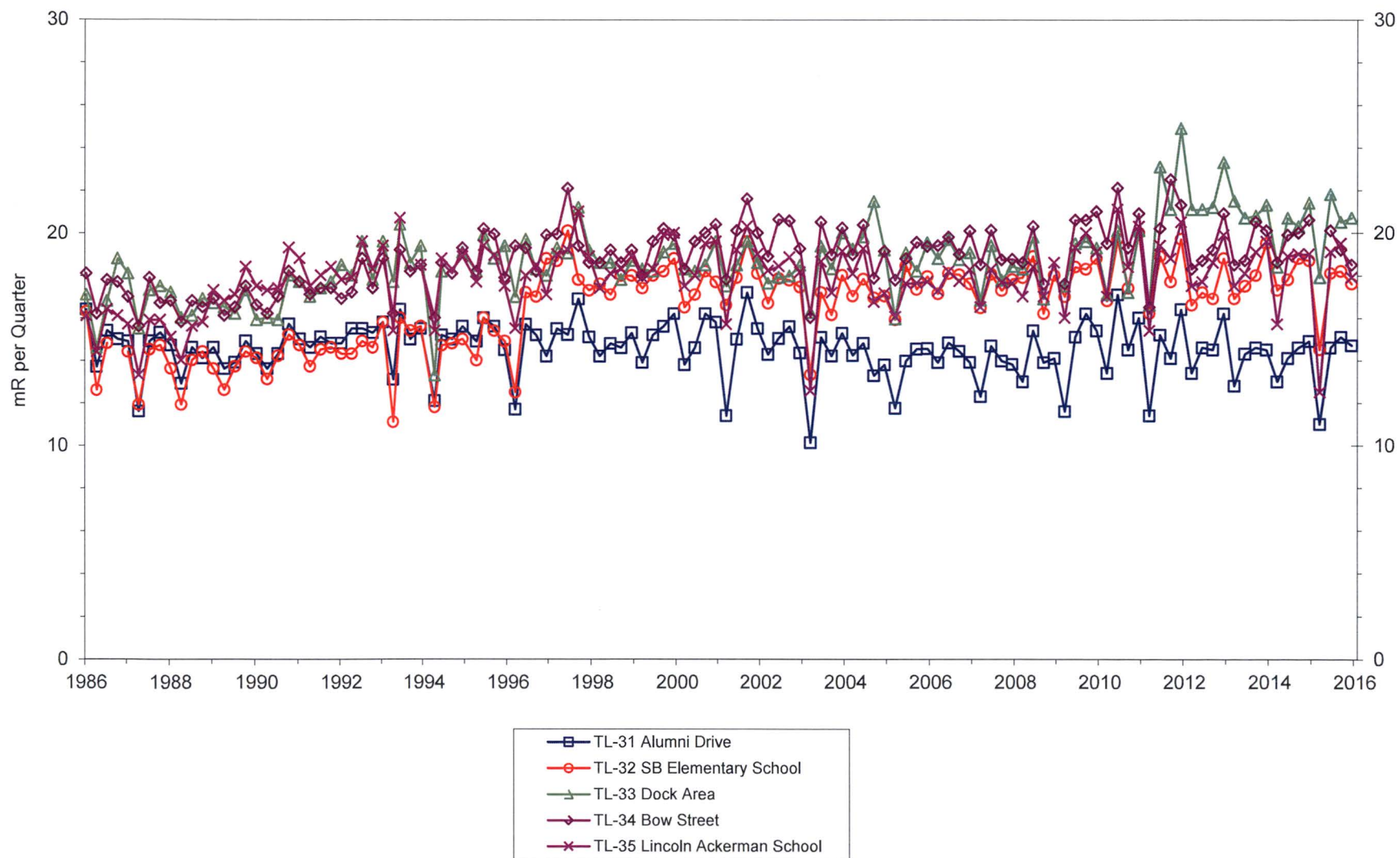


FIGURE 3.13

ENVIRONMENTAL RADIATION MEASUREMENTS (USING TLDs) SEABROOK STATION

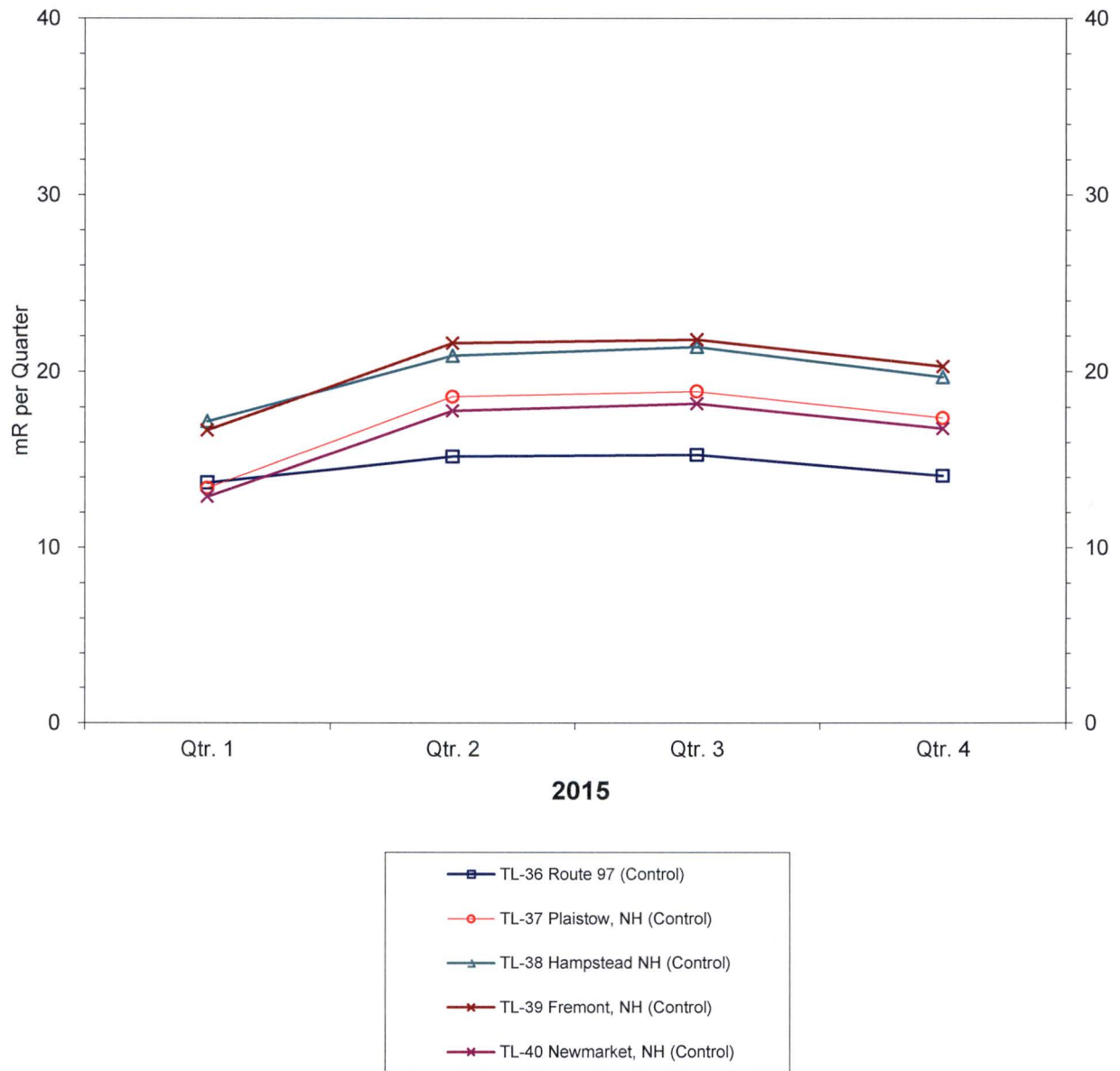


FIGURE 3.13.1

ENVIRONMENTAL RADIATION MEASUREMENTS (USING TLDs)
SEABROOK STATION

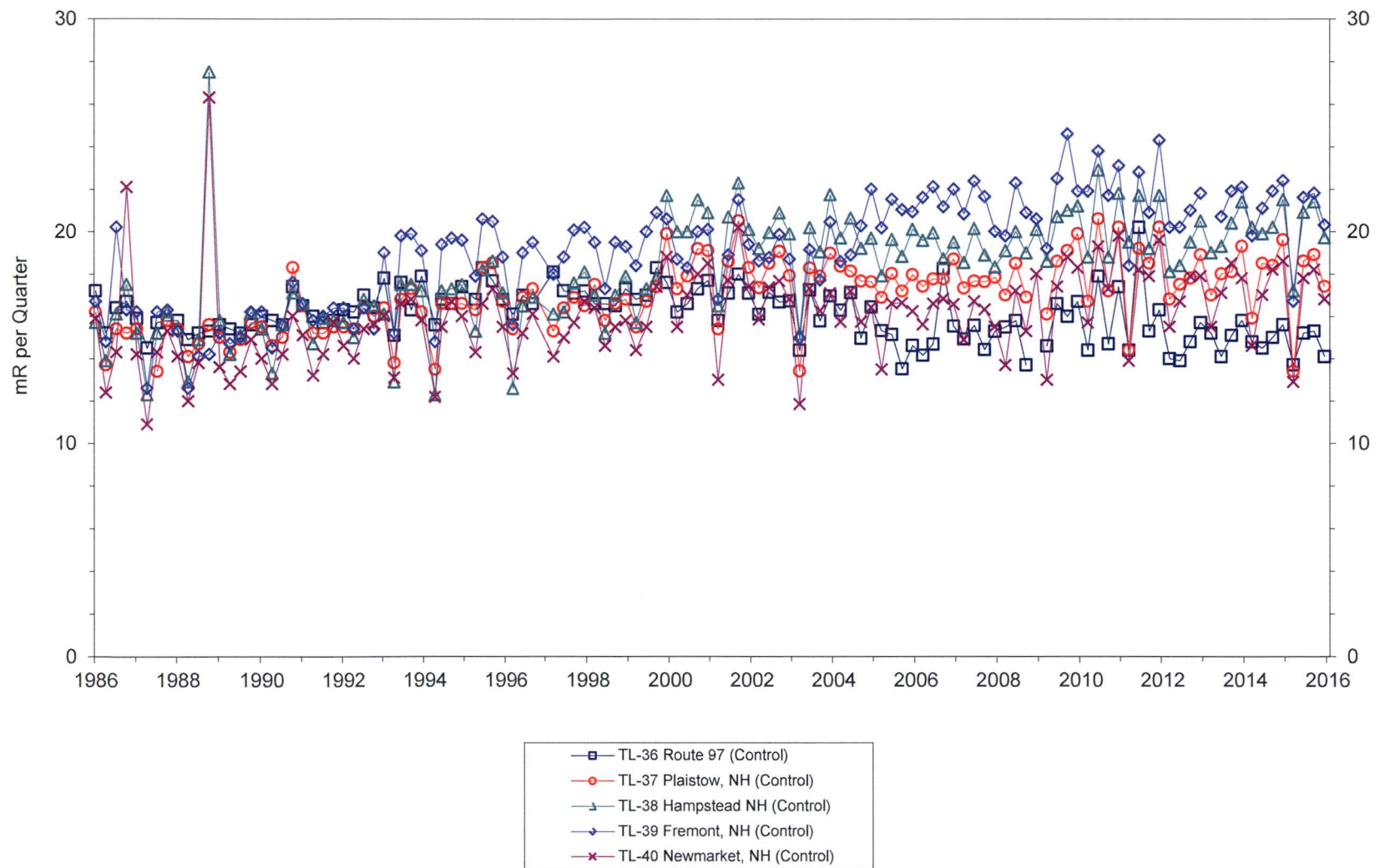


FIGURE 3.14
 ENVIRONMENTAL RADIATION MEASUREMENTS (USING TLDs)
 SEABROOK STATION

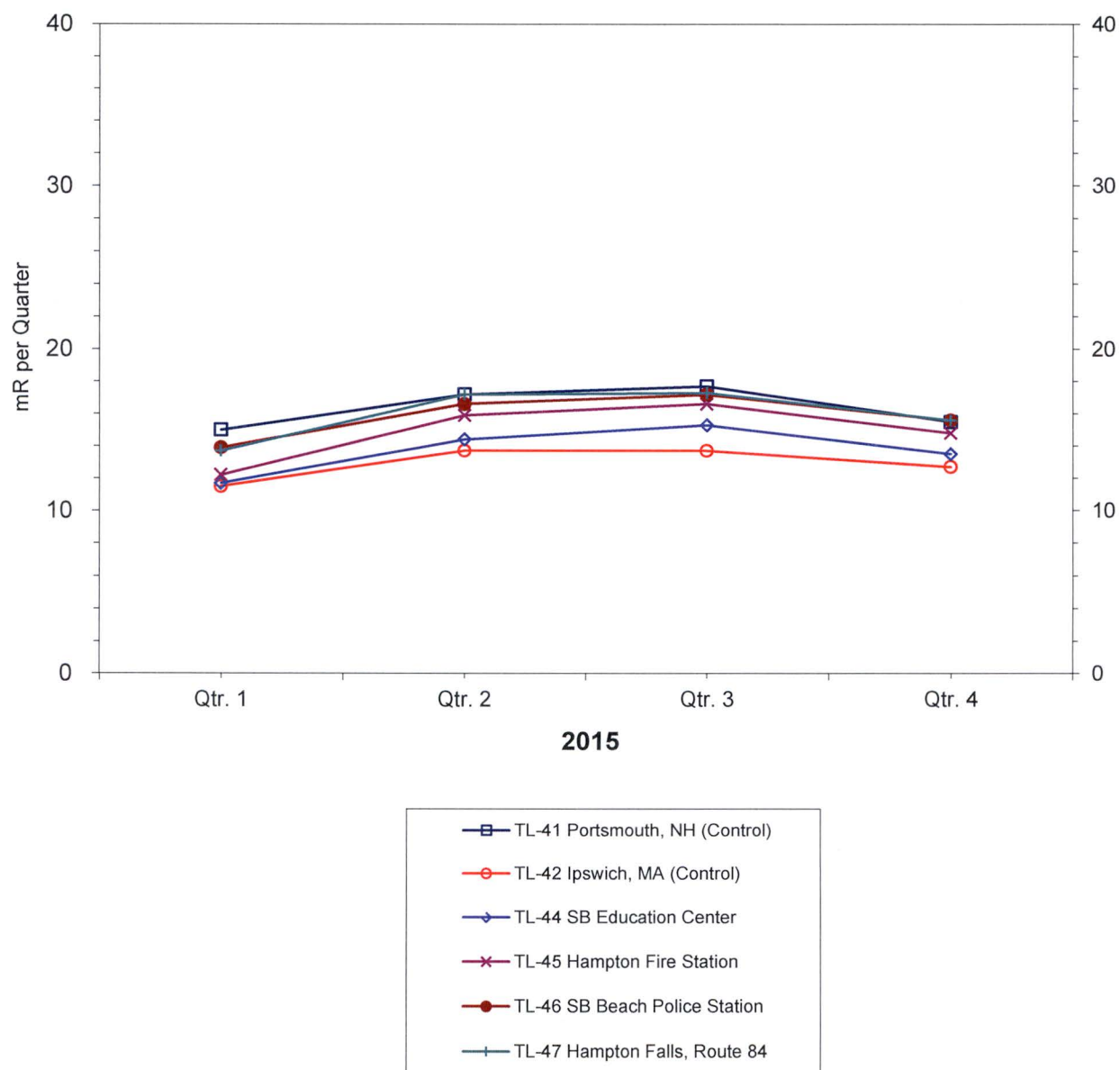
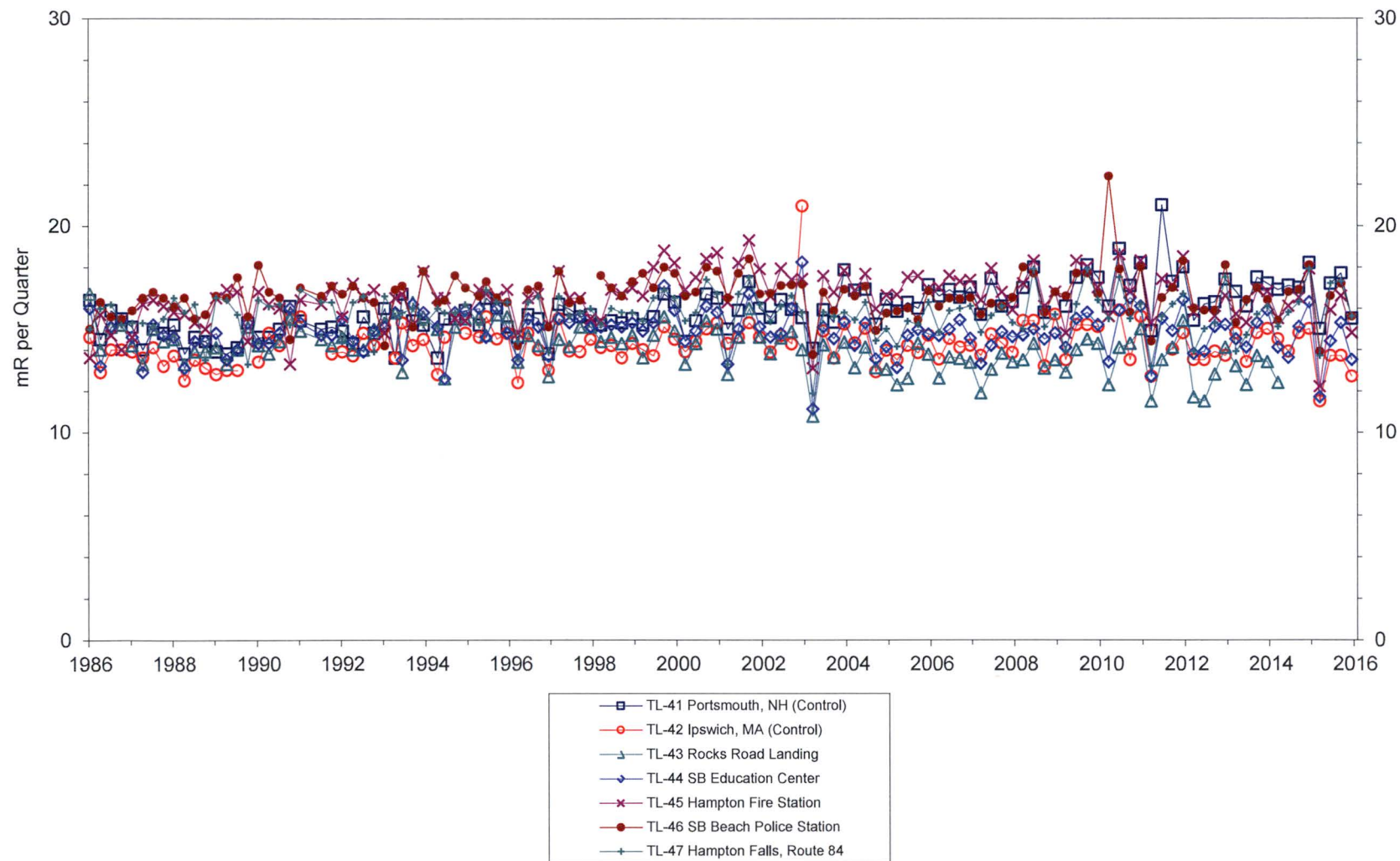


FIGURE 3.14.1

ENVIRONMENTAL RADIATION MEASUREMENTS (USING TLDs)
SEABROOK STATION



4.0 Dry Fuel Storage REMP & Data Summary

The Dry Fuel Storage (DFS) radiological environmental monitoring program required by ODCM Control C.9.4.1 provides representative measurements of direct (including scattered) radiation exposure at those locations that have the highest potential for dose to members of the public resulting from dry fuel storage operations. The design of the storage facility is such that there are no liquid or gaseous effluents released to the environment from DFS and, therefore, no associated exposure pathways for liquids and gases requiring the collection and analysis of such sample media. As a result, only direct (including scattered) radiation from the DFS modules need to be monitored for integrated exposures in areas where doses to members of the public need to be limited.

At locations near the DFS where members of the public might be present (off-site areas near the site boundary and on-site special use locations, i.e., the Science and Nature Center, the new Fitness Center located in the High Rise office building east of the DFS facility and the Firing Range located on the west site boundary), TLDs were placed at least 1 year (4 quarterly measurements) prior to used fuel being placed into storage. The DFS received its first load of fuel for storage on July 28, 2008. A total of 6 fuel canisters were placed in the NUHOMS® Horizontal Storage Modules (HSM) on the DFS pad during 2008 with the last one being loaded on September 4, 2008. A second fuel transfer campaign was conducted during August and September, 2013, with an additional 8 fuel canisters placed into storage, bringing the total to 14 canisters in storage.

The DFS radiological environmental monitoring stations are listed in Table 4.0-1. At the end of 2013, TLD location SB-35, which was located inside the old Fitness Center, and location TL-67 (first quarter of 2014), which was located outside the old Fitness Center south of the DFS, were removed from the program due to the relocation of the fitness center to the High Rise Office Building. TLD locations SB-32 and SB-33 now provide monitoring for the new Fitness Center location. The measurement locations with respect to the Seabrook site area are shown on Figure 4.0.1.

4.1 Direct Radiation from DFS

As with the plant operations TLD program described in Section 3.13, the DFS TLD exposure rates were normalized to a standard 91-day quarter. A summary of the 2015 data for the DFS REMP is shown in Table 4.1-1. Figures 4.1, 4.2 and 4.3 show the quarterly 2015 TLD trend lines for the control and indicator monitoring locations. Figures 4.4, 4.5 and 4.6 provide a comparison of long term trend lines (12 years) for the same control locations, site boundary and special use sites.

Overall, the direct radiation program showed no statistically significant indication of increased direct radiation above the variable background measured exposure rate in unrestricted areas. The 2015 annual mean of all indicator locations for the DFS was 15.8 mR/91-day quarter with the mean of all control locations also calculated as 16.7 mR/91-day quarter. There was no notable difference detected in the annual exposure rates in areas where members of the public could occupy (site boundary and inside special use locations) and the control locations. Starting in the 4th quarter of 2013, location TL-67 indicated a notable measurement increase in exposure rate following the expansion of fuel storage in the DFS facility in the third quarter of 2013. However, by late November, 2013, the fitness center operations had been transferred from its original location south of the DFS to the High Rise Office Building east of the DFS, thereby ending use of the original fitness center facility and its parking lot by members of the public.

Starting in 2015, an additional analytical method was implemented to evaluate the TLD measurements. Using the method described in ANSI/HPS N13.37-2014, quarterly and annual baseline dose for each DFS TLD location was determined using appropriate statistical analytical methods considering data from 2004 through 2015. Quarterly and annual dose for 2015 was compared to baseline values to determine if an Investigation Level had been exceeded for evaluation of potential dose to a member of the public. An Investigation Level is considered to be exceeded under the following conditions:

$$\text{Quarterly: If } M_Q > (B_Q + MDD_Q), \text{ then } F_Q = M_Q - B_Q$$

Where:

M_Q is the normalized quarterly field measurement result
 B_Q is the quarterly baseline background dose
 MDD_Q is the quarterly minimum differential dose and
 F_Q is the quarterly facility related dose

or: Annually: If $M_A > (B_A + MDD_A)$, then $F_A = M_A - B_A$

Where:

M_A is the sum of the four normalized quarterly measurement values
 B_A is the annual baseline background dose
 MDD_A is the annual minimum differential dose
 F_A is the annual facility related dose

No TLD location exceeded the Quarterly or Annual Investigation Level in 2015. Therefore, no evaluation of dose to a member of the public from direct or scattered radiation was performed. Table 4.1-2 summarizes the data.

The DFS radiation monitoring program in 2015 demonstrated that there was no offsite dose to the members of the public or detectable on-site exposures where members of the public are permitted (Science and Nature Center, Firing Range and Fitness Center) from the operations of the DFS.

Any sample collection and analysis deviations from the ODCM required program, or reportable concentrations that may have occurred during the year are described in Section 5.

Figure 4.0.1
Dry Fuel Storage TLD Environmental Monitoring Locations

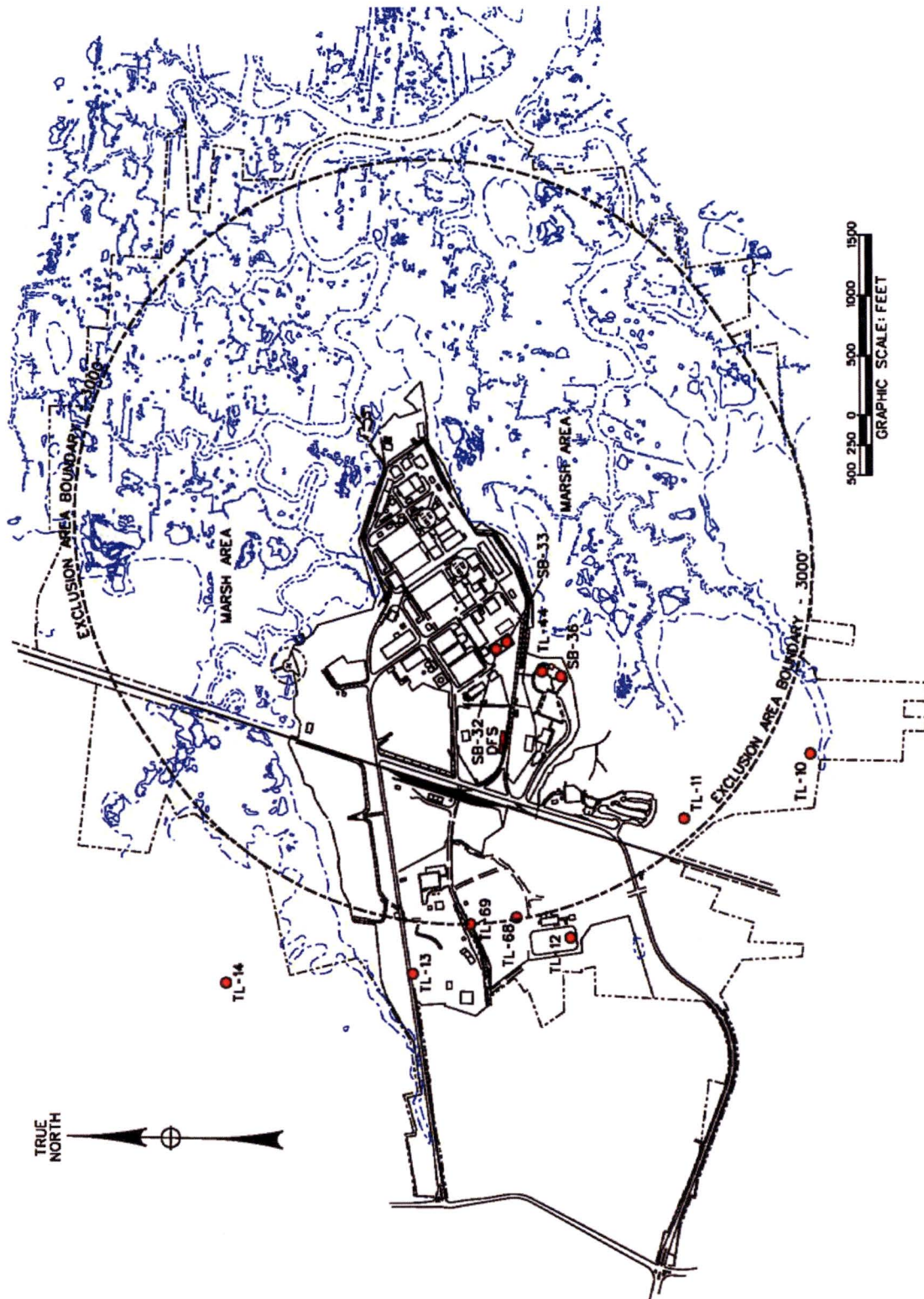


Table 4.0-1

Dry Fuel Storage (DFS) TLD Monitoring Locations

Site Designation Code	TLD Sample Location Description ⁽³⁾	Distance From DFS Pad (km)	Direction From DFS Pad
TL-44	On-site, outside Science & Nature Center ⁽¹⁾⁽²⁾	0.21	ESE
SB-36	On-site, inside Science & Nature Center	0.24	SE
SB-32	High-Rise Building, 3 rd Floor ⁽¹⁾	0.23	E
SB-33	High-Rise Building, 1 st Floor (new Fitness Center) ⁽¹⁾	0.23	E
TL-68	Nearby site boundary (firing range) to DFS	0.45	W
TL-69	Nearby site boundary (Rocks Rd) to DFS	0.47	W
TL-10	Site Boundary Fence ⁽²⁾	0.77	S
TL-11	Site Boundary Fence ⁽²⁾	0.52	SSW
TL-12	Site Boundary fence ⁽²⁾	0.53	WSW
TL-13	Inside Site Boundary ⁽²⁾	0.61	WNW
TL-14	Trailer Park, Seabrook ⁽²⁾	0.94	NW
TL-36	Rt 97, Georgetown (Control) ⁽²⁾	22	SSW
TL-37	Plaistow, NH (Control) ⁽²⁾	21	WSW
TL-38	Hampstead, NH (Control) ⁽²⁾	27	W
TL-39	Fremont, NH (Control) ⁽²⁾	27	WNW
TL-40	Newmarket, NH (Control) ⁽²⁾	22	NNW
TL-41	Portsmouth, NH (Control) ⁽¹⁾⁽²⁾	22	NNE
TL-42	Ipswich, MA (Control) ⁽¹⁾⁽²⁾	22	SSE

(1) This location is not part of the required DFS radiological monitoring program as defined in Table A.9.4-1 of the Seabrook ODCM.

(2) Shared environmental monitoring locations for both Seabrook Station REMP and DFS monitoring.

(3) TL-67 and SB-35 locations were removed in 2014 due to relocation of the Fitness Center to the High Rise office building.

TABLE 4.1-1

DFS Environmental TLD Measurements
Net Exposures in mR/Standard Quarter (91 days)

2015

Sta. No.	Description	1st Quarter			2nd Quarter			3rd Quarter			4th Quarter			Qtr. Ave Exp.
		Exp.	S.D.		Exp.	S.D.		Exp.	S.D.		Exp.	S.D.		
TL-44	Outside Science & Nature C.(1)	11.7	±	0.6	14.4	±	0.6	15.3	±	0.9	13.5	±	0.9	13.7
SB-36	Inside Science & Nature C.	15.0	±	0.9	16.6	±	0.9	17.6	±	1.2	16.0	±	0.7	16.3
SB-32	High-Rise 3rd Floor (1)	11.2	±	0.5	12.3	±	0.6	14.7	±	0.8	14.0	±	0.5	13.1
SB-33	High-Rise 1st Fl.(Fitness Cntr)(1)	14.8	±	0.8	16.4	±	0.8	19.9	±	1.0	20.5	±	0.7	17.9
TL-68	Nearby Site Boundary to DFS	12.4	±	0.6	18.5	±	0.8	18.9	±	0.8	17.4	±	0.8	16.8
TL-69	Nearby Site Boundary to DFS	12.3	±	0.6	14.6	±	0.5	15.1	±	0.8	14.0	±	0.5	14.0
TL-10	Site Boundary Fence (2)	12.1	±	0.8	15.9	±	0.6	15.6	±	0.8	15.4	±	0.6	14.8
TL-11	Site Boundary Fence (2)	13.2	±	0.5	18.0	±	0.8	18.5	±	0.8	17.8	±	0.8	16.9
TL-12	Site Boundary Fence (2)	11.9	±	0.7	18.7	±	1.1	20.3	±	1.0	17.9	±	0.7	17.2
TL-13	Inside Site Boundary (2)	13.5	±	0.6	18.3	±	1.0	19.2	±	1.0	17.4	±	0.7	17.1
TL-14	Trailer Park Seabrook (2)	12.8	±	0.6	16.7	±	0.7	16.9	±	0.9	16.3	±	0.6	15.7
TL-36	Rt 97, Georgetown (control)(2)	13.7	±	0.8	15.2	±	0.6	15.3	±	0.8	14.1	±	0.6	14.6
TL-37	Plaistow, NH (Control)(2)	13.4	±	0.7	18.6	±	0.6	18.9	±	1.1	17.4	±	0.7	17.1
TL-38	Hampstead, NH (Control)(2)	17.2	±	0.8	20.9	±	0.9	21.4	±	0.9	19.7	±	1.1	19.8
TL-39	Fremont, NH (Control)(2)	16.7	±	1.0	21.6	±	0.8	21.8	±	1.0	20.3	±	1.1	20.1
TL-40	Newmarket, NH (Control)(2)	12.9	±	0.6	17.8	±	1.1	18.2	±	1.1	16.8	±	1.0	16.4
TL-41	Portsmouth, NH (Control)(1)(2)	15.0	±	0.9	17.2	±	0.8	17.7	±	0.8	15.5	±	0.9	16.4
TL-42	Ipswich, MA (Control)(1)(2)	11.5	±	0.5	13.7	±	0.6	13.7	±	0.8	12.7	±	0.6	12.9
Mean of Indicators		12.8			16.4			17.5			16.4			15.8
Mean of Controls		14.3			17.9			18.1			16.6			16.7

(1) This location is not part of the DFS required program defined by the ODCM.

(2) Shared environmental monitoring locations for both plant REMP and DFS monitoring.

Table 4.1-2

DFS Facility Related Dose using ANSI/HPS N13.37-2014 Methodology

		Quarterly Ave. Baseline, B_Q mR	2015 Quarterly Monitoring Data, M_Q (mR/qtr)				Quarterly Facility Dose $F_Q = M_Q - (B_Q + MDD_Q)$				Annual Baseline, B_A mR	2015 Annual TLD Data, M_A mR	Annual Facility Dose $F_A = M_A - (B_A + MDD_A)$
			1	2	3	4	1	2	3	4			
TL-44	On-site, outside Science & Nature Center	14.8	11.7	14.4	15.3	13.5	ND	ND	ND	ND	59.0	54.9	ND
SB-36	On-site, inside Science & Nature Center	16.2	15.0	16.6	17.6	16.0	ND	ND	ND	ND	64.7	65.2	ND
SB-32	High-Rise Building, 3rd floor	14.0	11.2	12.3	14.7	14.0	ND	ND	ND	ND	55.7	52.2	ND
SB-33	High-Rise Building 1st floor, Fitness Center	17.5	14.8	16.4	19.9	20.5	ND	ND	ND	ND	69.2	71.6	ND
TL-68	Nearby site boundary (firing Range)	17.7	12.4	18.5	18.9	17.4	ND	ND	ND	ND	70.8	67.2	ND
TL-69	Nearby site boundary (Rocks Rd)	14.6	12.3	14.6	15.1	14.0	ND	ND	ND	ND	58.2	56.0	ND
TL-10	Site Boundary	17.2	12.1	15.9	15.6	15.4	ND	ND	ND	ND	68.7	59.0	ND
TL-11	Site Boundary	17.5	13.2	18.0	18.5	17.8	ND	ND	ND	ND	69.9	67.5	ND
TL-12	Site Boundary	18.2	11.9	18.7	20.3	17.9	ND	ND	ND	ND	72.6	68.8	ND
TL-13	Inside Site Boundary	19.2	13.5	18.3	19.2	17.4	ND	ND	ND	ND	77.0	68.4	ND
TL-14	Trailer Park	15.9	12.8	16.7	16.9	16.3	ND	ND	ND	ND	63.5	62.7	ND
TL-36	Route 97(Control)	15.4	13.7	15.2	15.3	14.1	ND	ND	ND	ND	61.9	58.3	ND
TL-37	Plaistow, NH (Control)	18.0	13.4	18.6	18.9	17.4	ND	ND	ND	ND	72.0	68.3	ND
TL-38	Hampstead, NH (Control)	19.8	17.2	20.9	21.4	19.7	ND	ND	ND	ND	79.3	79.2	ND
TL-39	Fremont, NH (Control)	21.3	16.7	21.6	21.8	20.3	ND	ND	ND	ND	85.2	80.4	ND
TL-40	Newmarket, NH (Control)	16.7	12.9	17.8	18.2	16.8	ND	ND	ND	ND	66.9	65.7	ND
TL-41	Portsmouth, NH (Control)	16.9	15.0	17.2	17.7	15.5	ND	ND	ND	ND	67.6	65.4	ND
TL-42	Ipswich, MA (Control)	14.3	11.5	13.7	13.7	12.7	ND	ND	ND	ND	57.2	51.6	ND

Table 4.1-2 (cont'd)

DFS Facility Related Dose using ANSI/HPS N13.37-2014 Methodology

$MDD_Q = 4.48$ = minimum differential exposure, quarterly, 3 times 90th percentile S_Q determined from analysis in mR.

$MDD_A = 10.17$ = minimum differential exposure, annual, 3 times 90th percentile S_A determined from analysis in mR.

B_Q = Quarterly baseline exposure (mR).

M_Q = location's 91 day standard quarterly exposure (mR).

L_Q = Quarterly Investigative Level exposure (mR).

B_A = Quarterly baseline background average exposure (mR).

M_A = Annual monitoring data, determined by summing the quarterly data over all four quarters (mR).

L_A = Annual Investigative Level exposure (mR).

ND = Facility contribution to exposure "Not Detected"

FIGURE 4.1
DFS CONTROL RADIATION MEASUREMENTS (USING TLDs)
SEABROOK STATION

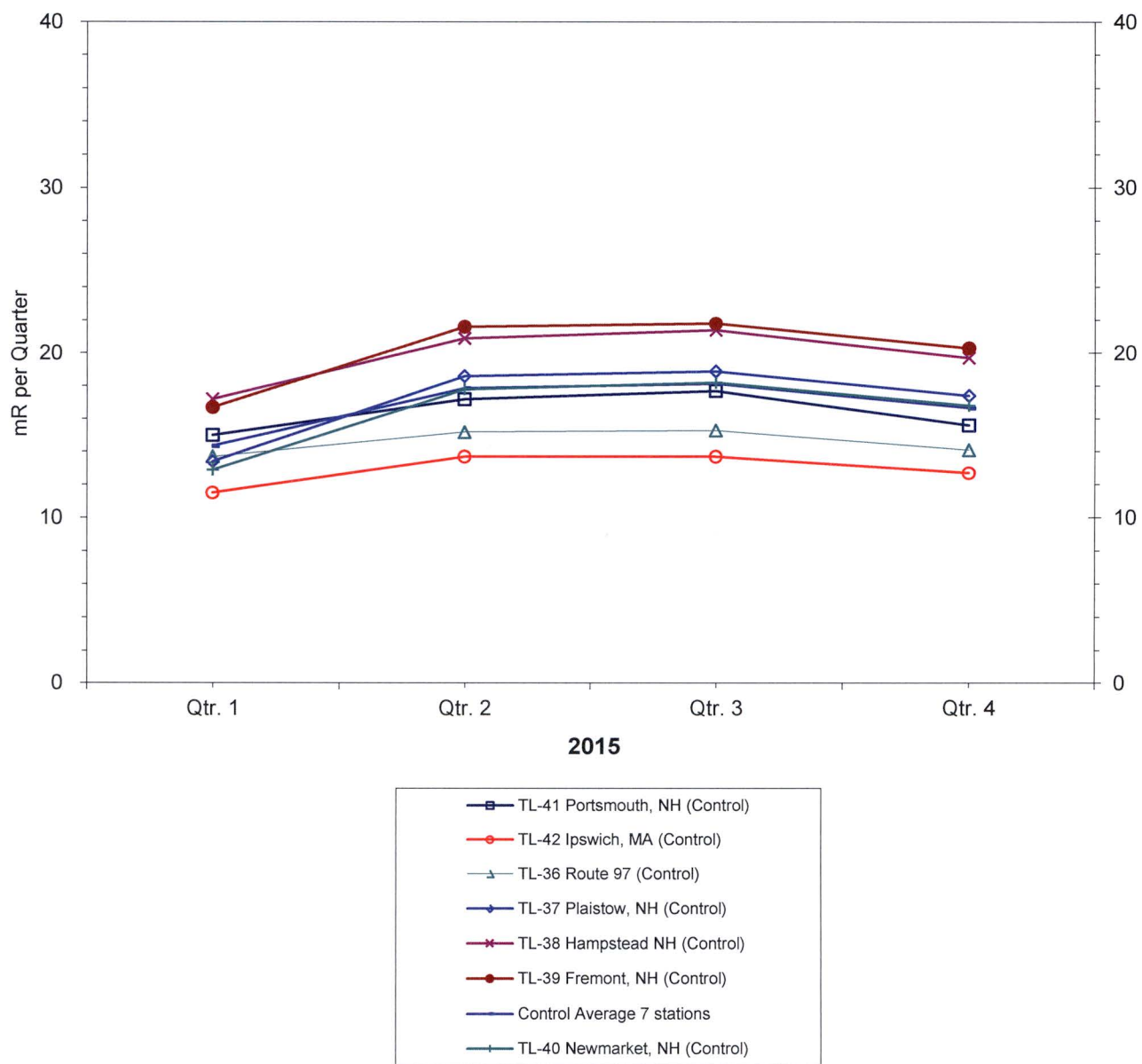


FIGURE 4.2
DFS ENVIRONMENTAL RADIATION MEASUREMENTS (USING TLDs)
SEABROOK STATION

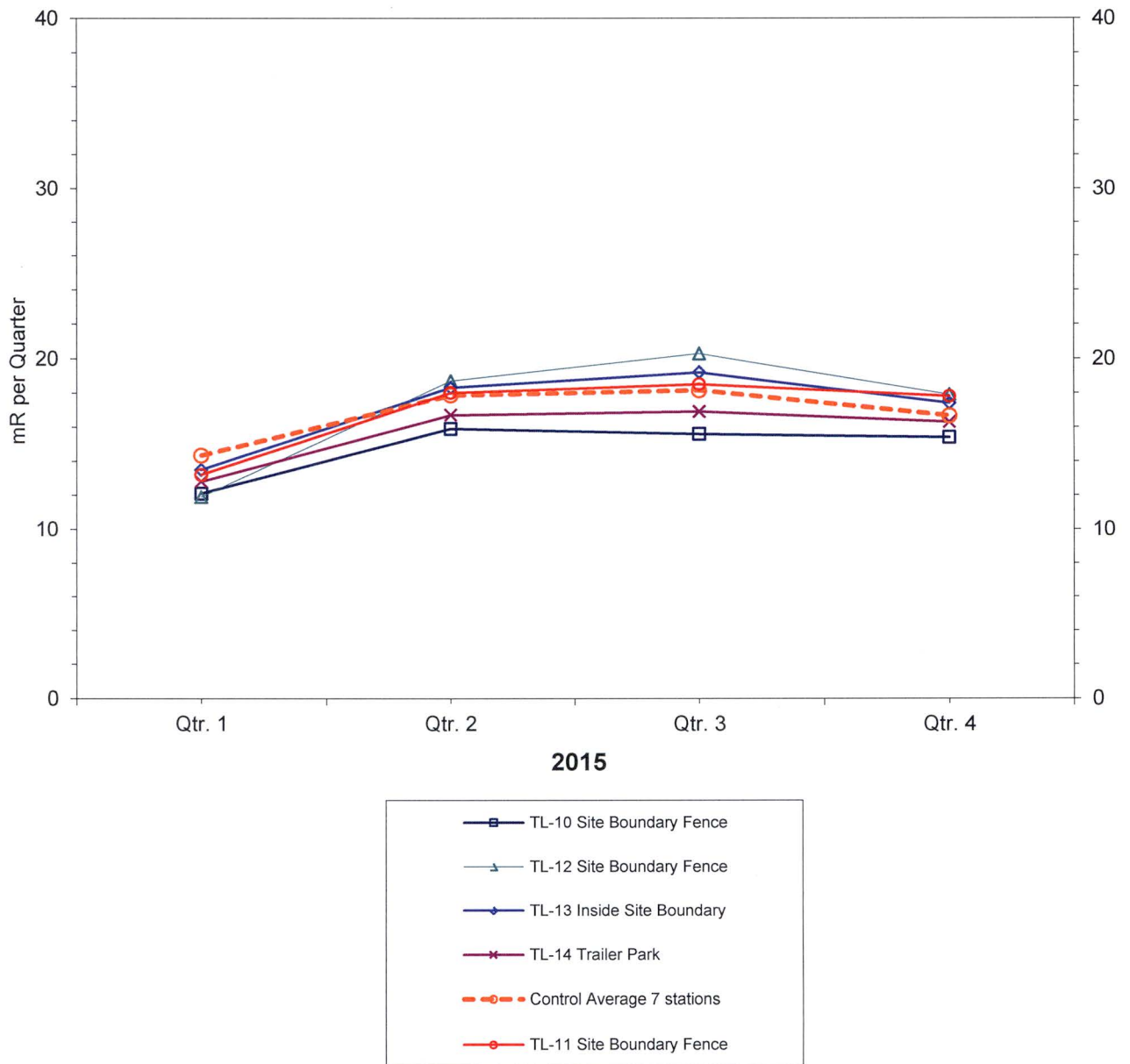


FIGURE 4.3
DFS ENVIRONMENTAL RADIATION MEASUREMENTS (USING TLDs)
SEABROOK STATION

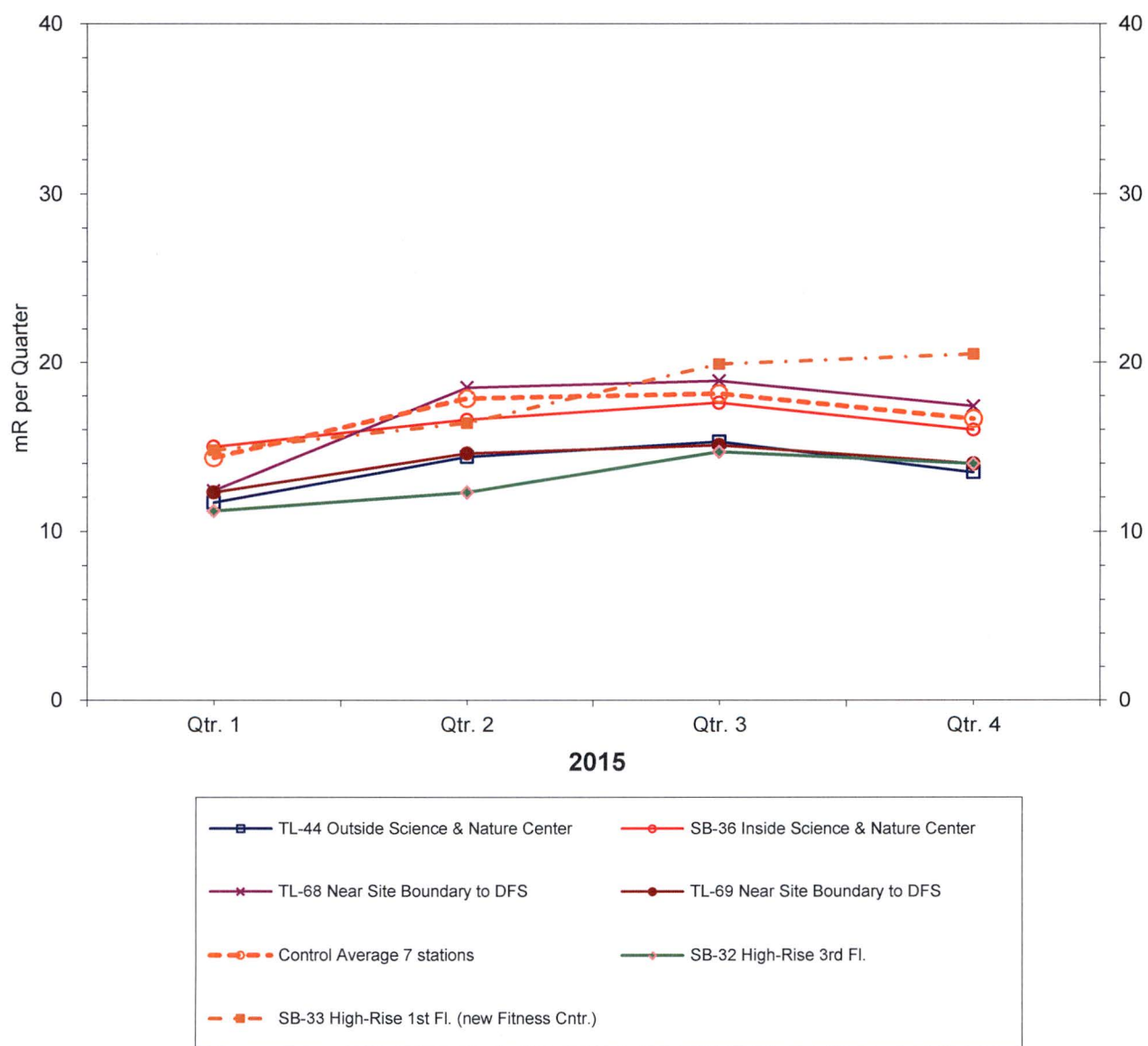


FIGURE 4.4
DFS CONTROL RADIATION MEASUREMENTS (USING TLDs)
SEABROOK STATION

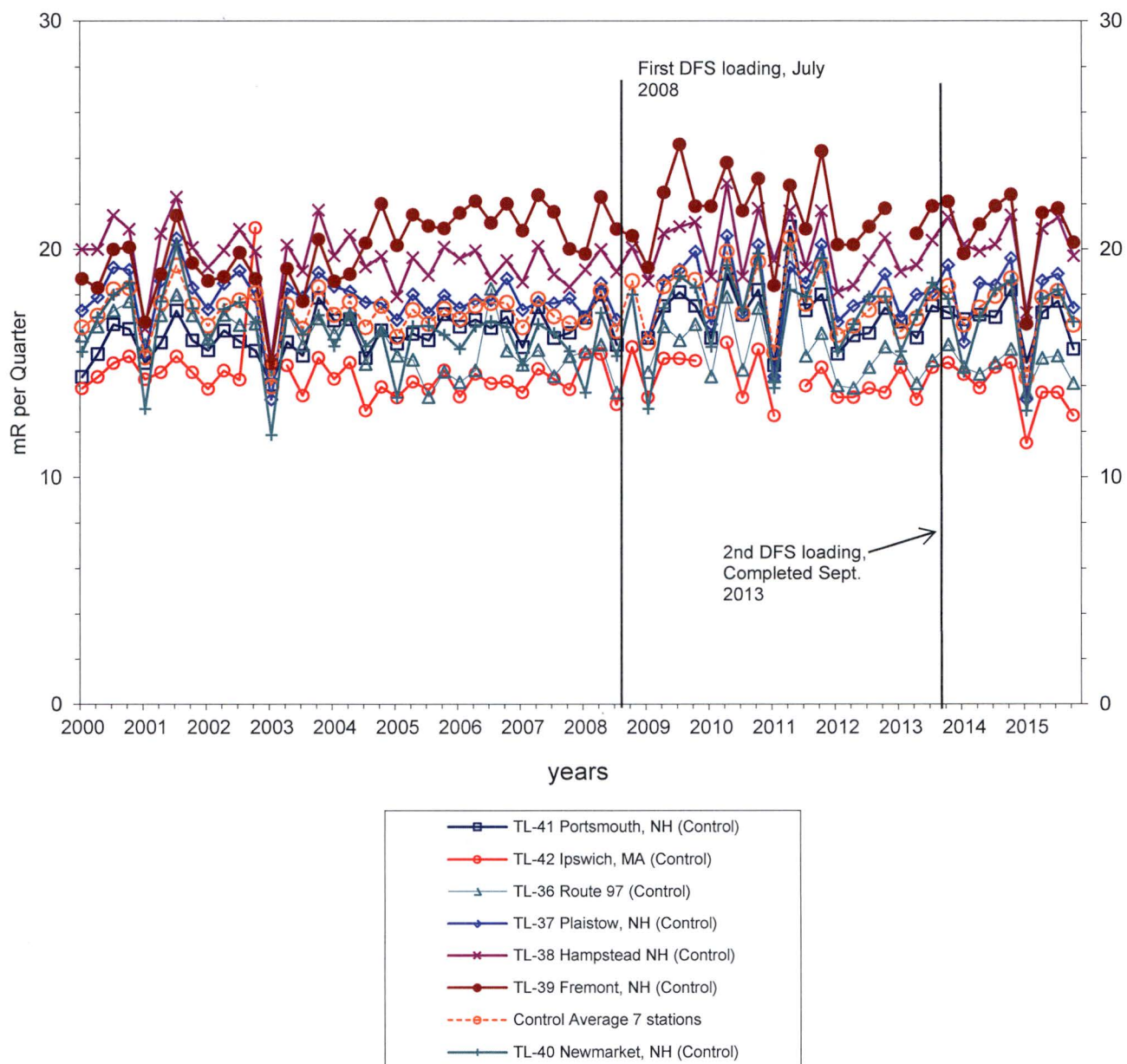


FIGURE 4.5

DFS RADIATION MEASUREMENTS TRENDS (USING TLDs)
SEABROOK STATION

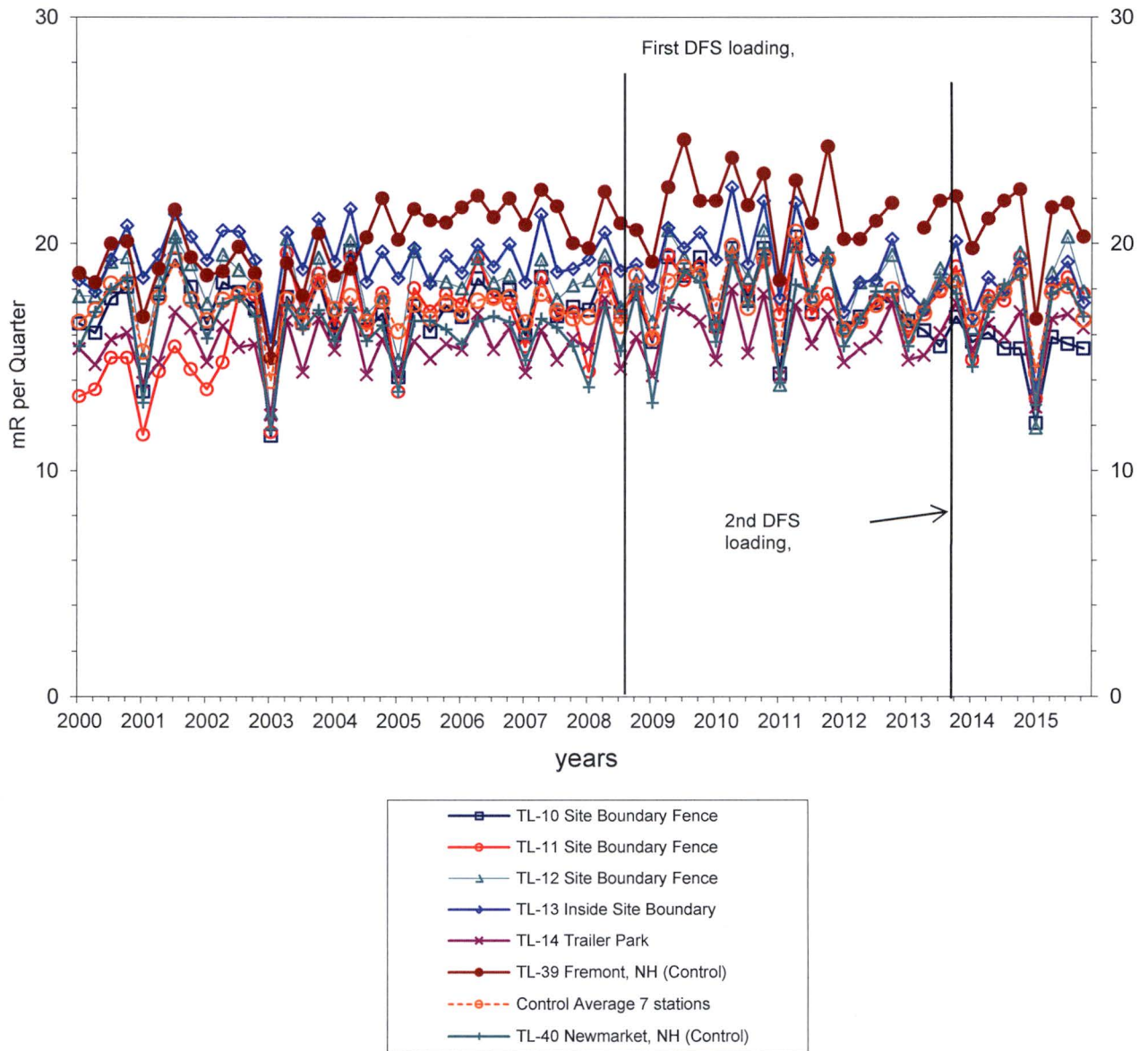
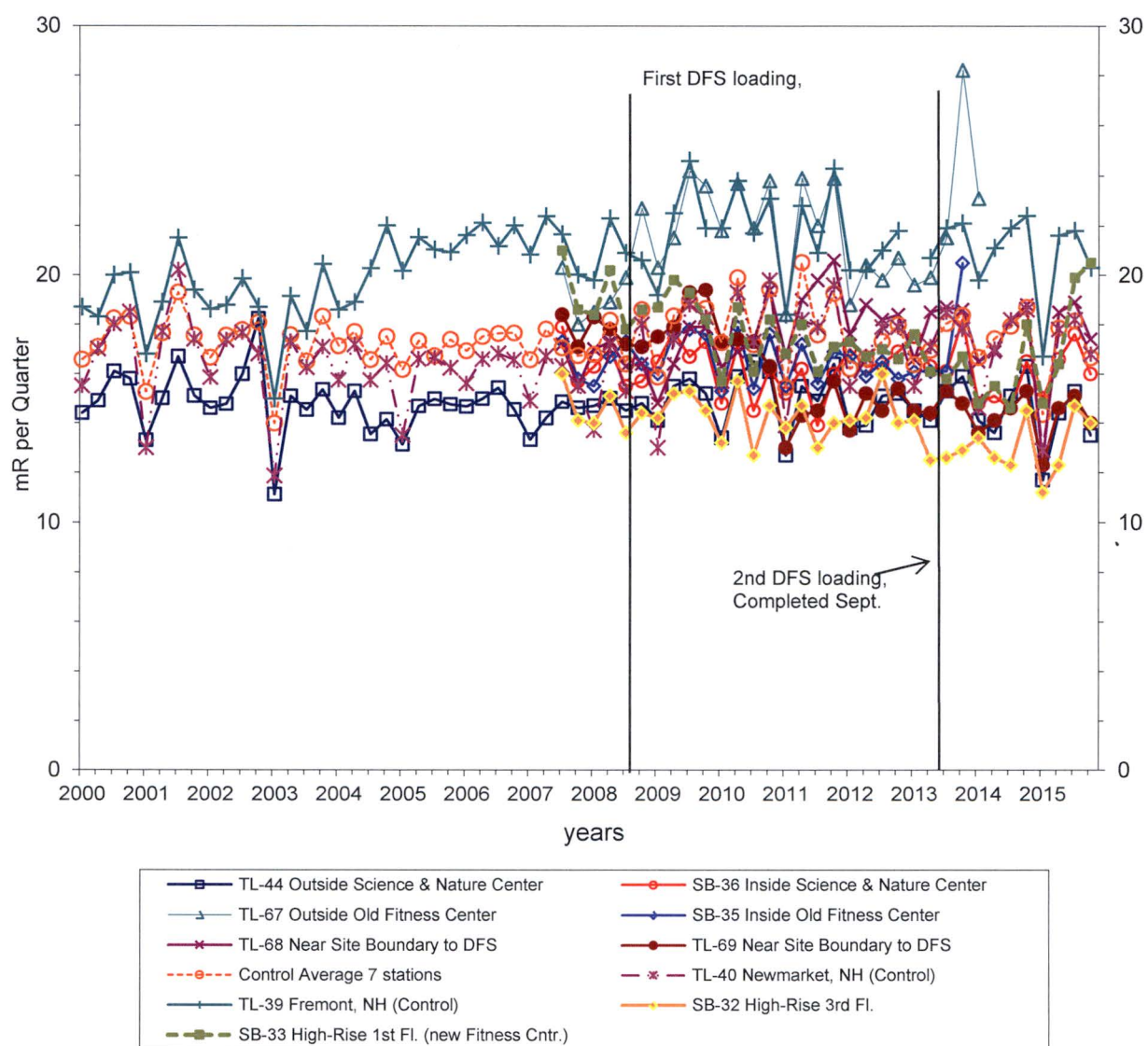


FIGURE 4.6

DFS RADIATION MEASUREMENTS TRENDS (USING TLDs)
SEABROOK STATION



5.0 Program Deviations and Reporting

5.1 Sampling Program Deviations

Table A.9.1-1 of the Offsite Dose Calculation Manual (ODCM) allows for deviations in the REMP sampling schedule "if specimens are unobtainable due to circumstances such as hazardous conditions, seasonal unavailability and malfunction of automatic sampling equipment." All deviations from the sampling schedule shall be documented each year in the Radiological Environmental Operating Report. The deviations for 2015 are as follows:

- On 02/18/2015, the technician was unable to collect an air sample at the PSNH Barge Landing Area (AP-01) due to excessive snow blocking entry to the gate. Air sampling continued until next collection cycle when access was possible to collect sample.
- During the 1st quarter of 2015, ground water samples were unobtainable due to heavy snow cover. It is noted that there is no ODCM requirement to collect ground water samples.
- On 03/25/2015, the 1st quarter TLD for station TL-34 was found missing.

5.2 Comparison of Achieved LLDs with Requirements

Table A.9.1-2 of the ODCM indicates the required Lower Limits of Detection (LLDs) for environmental sample analyses. (This table is duplicated in Table 5.2-1 of this report.) Occasionally an LLD for short-lived radionuclides is not achieved due to low sample volume or delays between sample collection and time of analysis. In such cases, ODCM Table A.9.1-2 requires a discussion of the event in the annual Radiological Environmental Operating Report. .

For each analysis having an LLD requirement in ODCM Table A.9.1-2, the *a posteriori* (after the fact) Minimum Detectable Concentration (MDC) calculated for that analysis was compared with the required LLD. During 2015, 1277 analyses had an LLD requirement listed in Table 5.2-1, and in all cases the LLD requirements were met.

5.3 Comparison of Results against Reporting Levels

Seabrook Station ODCM Section 10.1 requires the notification of the NRC by special report within 30 days of receipt from the environmental laboratory whenever a Reporting Level in Table 5.3-1 is exceeded. Reporting Levels are the environmental concentrations that relate to the ALARA design dose objectives of 10 CFR 50, Appendix I. It should be noted that environmental concentrations are averaged over calendar quarters for the purposes of this comparison, and that Reporting Levels apply only to measured levels of radioactivity due to plant effluents. During 2015, no Reporting Levels were exceeded.

Table 5.2-1
DETECTION CAPABILITIES FOR ENVIRONMENTAL SAMPLE ANALYSIS^a

Lower Limit of Detection (LLD)

Analysis	Water (pCi/kg)	Airborne Particulate or Gas (pCi/m ³)	Fish and Invertebrates (pCi/kg, wet)	Milk (pCi/kg)	Food Products (pCi/kg, wet)	Sediment (pCi/kg, dry)
Gross Beta	4	0.01				
H-3	3,000					
Mn-54	15		130			
Fe-59	30		260			
Co-58, 60	15		130			
Zn-65	30		260			
Zr-Nb-95	15 ^c					
I-131	15	0.07		1	60 ^b	
Cs-134	15	0.05	130	15	60	150
Cs-137	18	0.06	150	18	80	180
Ba-La-140	15 ^c			15		

a. Reference Seabrook Station ODCM, Table A.9.1-2 for clarifications.

b. Broad leaf vegetation only.

c. Parent only.

Table 5.3-1

REPORTING LEVELS FOR RADIOACTIVITY CONCENTRATIONS IN ENVIRONMENTAL SAMPLES^a

Analysis	Water (pCi/kg)	Airborne Particulate or Gas (pCi/m ³)	Fish and Invertebrates (pCi/kg, wet)	Milk (pCi/kg)	Food Products (pCi/kg, wet)
H-3	30,000				
Mn-54	1,000		30,000		
Fe-59	400		10,000		
Co-58	1,000		30,000		
Co-60	300		10,000		
Zn-65	300		20,000		
Zr-Nb-95	400				
I-131	100	0.9		3	100 ^b
Cs-134	30	10	1,000	60	1,000
Cs-137	50	20	2,000	70	2,000
Ba-La-140	200			300	

a. Reference Seabrook Station ODCM Table A.9.1-3 for clarifications.

b. Broad leaf vegetation only.

6.0 QUALITY ASSURANCE PROGRAM

6.1 GEL Laboratories QA

GEL's primary goals are to ensure that all measurement data generated are scientifically and legally defensible, of known and acceptable quality per the data quality objectives (DQOs), and thoroughly documented to provide sound support for environmental decisions. In addition, GEL continues to ensure compliance with all contractual requirements, environmental standards, and regulations established by local, state and federal authorities.

GEL administers the QA program in accordance with their Quality Assurance Plan, GL-QS-B-001. The Quality Systems include all quality assurance (QA) policies and quality control (QC) procedures necessary to plan, implement, and assess the work that GEL performs. GEL's QA Program establishes a quality management system (QMS) that governs all of the activities of the organization.

The results of GEL's assessment of their laboratory activities listed in this section entails their quality assurance program for the proficiency testing and environmental monitoring aspects of GEL for 2015. GEL's QA Program is designed to monitor the quality of analytical processing associated with environmental, radiobioassay, effluent (10 CFR Part 50), and waste (10 CFR Part 61) sample analysis.

This summary was extracted from GEL Laboratories report entitled "2015 Annual Quality Assurance Report for the Radiological Environmental Monitoring Program (REMP)", dated April 4, 2016, and includes:

- Intra-laboratory QC results analyzed during 2015.
- Inter-laboratory QC results analyzed during 2015 where known values were available.

Quality Assurance Programs for Inter-laboratory, Intra-laboratory and Third Party Cross Check

In addition to internal and client audits, GEL's laboratory participates in annual performance evaluation studies conducted by independent providers. GEL routinely participates in the following types of performance audits:

- Proficiency testing and other inter-laboratory comparisons
- Performance requirements necessary to retain Certifications
- Evaluation of recoveries of certified reference and in-house secondary reference materials using statistical process control data.
- Evaluation of relative percent difference between measurements through statistical process control (SPC) data.

GEL also participates in a number of proficiency testing programs for federal and state agencies and as required by contracts. It is GEL's policy that no proficiency evaluation samples be analyzed in any special manner. GEL's annual performance evaluation participation generally includes a combination of studies that support the following:

- US Environmental Protection Agency Discharge Monitoring Report, Quality Assurance Program (DMR-QA). Annual national program sponsored by EPA for laboratories engaged in the analysis of samples associated with the NPDES monitoring program. Participation is mandatory for all holders of NPDES permits. The permit holder must analyze for all of the parameters listed on the discharge permit. Parameters include general chemistry, metals, BOD/COD, oil and grease, ammonia, nitrates, etc.
- Department of Energy Mixed Analyte Performance Evaluation Program (MAPEP). A semiannual program developed by DOE in support of DOE contractors performing waste analyses.

Participation is required for all laboratories that perform environmental analytical measurements in support of environmental management activities. This program includes radioactive isotopes in water, soil, vegetation and air filters.

- ERA's MRAD-Multimedia Radiochemistry Proficiency test program. This program is for labs seeking certification for radionuclides in wastewater and solid waste. The program is conducted in strict compliance with USEPA National Standards for Water Proficiency study.
- ERA's InterLab RadChem Proficiency Testing Program for radiological analyses. This program completes the process of replacing the USEPA EMSL-LV Nuclear Radiation Assessment Division program discontinued in 1998. Laboratories seeking certification for radionuclide analysis in drinking water also use the study. This program is conducted in strict compliance with the USEPA National Standards for Water Proficiency Testing Studies. This program encompasses Uranium by EPA method 200.8 (for drinking water certification in Utah/Primary NELAP), gamma emitters, Gross Alpha/Beta, Iodine-131, naturally-occurring radioactive isotopes, Strontium-89/90, and Tritium.
- ERA's Water Pollution (WP) biannual program for waste methodologies includes parameters for both organic and inorganic analytes.
- ERA's Water Supply (WS) biannual program for drinking water methodologies includes parameters for organic and inorganic analytes.
- Environmental Cross-Check Program administered by Eckert & Ziegler Analytics, Inc. This program encompasses radionuclides in water, soil, milk, naturally-occurring radioactive isotopes in soil and air filters.

GEL procures single-blind performance evaluation samples from Eckert & Ziegler Analytics to verify the analysis of sample matrices processed at GEL. Samples are received on a quarterly basis. GEL's Third-Party Cross-Check Program provides environmental matrices encountered in a typical nuclear utility REMP. The Third-Party Cross-Check Program is intended to meet or exceed the inter-laboratory comparison program requirements discussed in NRC Regulatory Guide 4.15. Once performance evaluation samples have been prepared in accordance with the instructions provided by the program test (PT) provider, samples are managed and analyzed in the same manner as environmental samples from GEL's clients.

Quality Assurance Program for Internal and External Audits

During each annual reporting period, at least one internal assessment of each area of the laboratory is conducted in accordance with the pre-established schedule from Standard Operating Procedure for the Conduct of Quality Audits, GL-QS-E-001. The annual internal audit plan is reviewed for adequacy and includes the scheduled frequency and scope of quality control actions necessary to GEL's QA program. Internal audits are conducted at least annually in accordance with a schedule approved by the Quality Systems Director. Supplier audits are contingent upon the categorization of the supplier, and may or may not be conducted prior to the use of a supplier or subcontractor. Type I suppliers and subcontractors, regardless of how they were initially qualified, are re-evaluated at least once every three years.

In addition, prospective customers audit GEL during pre-contract audits. GEL hosts several external audits each year for both our clients and other programs. These programs include environmental monitoring, waste characterization, and radiobioassay. The following list of programs may audit GEL at least annually or up to every three years depending on the program.

- NELAC, National Environmental Laboratory Accreditation Program
- DOEAP, U.S. Department of Energy Consolidated Audit Program
- DOELAP, U.S. Department of Energy Laboratory Accreditation Program

- DOE QSAS, U.S. Department of Energy, Quality Systems for Analytical Services
- ISO/IEC 17025:2005
- A2LA, American Association for Laboratory Accreditation
- DOD ELAP, US Department of Defense Environmental Accreditation Program
- NUPIC, Nuclear Procurement Issues Committee
- South Carolina Department of Health and Environmental Control (SC DHEC)

The annual radiochemistry laboratory internal audit (15-RAD-001) was conducted in May, 2015. One (1) finding, three (3) observations, and one (1) recommendation resulted from this assessment. By July, 2015, the finding was closed and appropriate laboratory staff addressed each observation and recommendation.

Performance Evaluation Acceptance Criteria for Environmental Sample Analysis

GEL utilized an acceptance protocol based upon two performance models. For those inter-laboratory programs that already have established performance criteria for bias (i.e., MAPEP, and ERA/ELAP), GEL will utilize the criteria for the specific program. For intra-laboratory or third party quality control programs that do not have a specific acceptance criteria (i.e. the Eckert-Ziegler Analytics Environmental Cross-check Program), results will be evaluated in accordance with GEL's internal acceptance criteria.

Performance Evaluation Samples

Performance Evaluation (PE) results and internal quality control sample results are evaluated in accordance with GEL acceptance criteria. The first criterion concerns bias, which is defined as the deviation of any one result from the known value. The second criterion concerns precision, which deals with the ability of the measurement to be replicated by comparison of an individual result with the mean of all results for a given sample set.

GEL also evaluates its analytical performance on a regular basis through statistical process control (SPC) acceptance criteria. Where feasible, this criterion is applied to both measures of precision and accuracy and is specific to sample matrix. GEL establishes environmental process control limits at least annually.

For Radiochemistry analysis, quality control evaluation is based on static limits rather than those that are statistically derived. Current process control limits are maintained in GEL's AlphaLIMS. GEL also measures precision with matrix duplicates and/or matrix spike duplicates. The upper and lower control limits (UCL and LCL respectively) for precision are plus or minus three times the standard deviation from the mean of a series of relative percent differences. The static precision criteria for radiochemical analyses are 0 - 20%, for activity levels exceeding the contract required detection limit (CRDL).

Quality Control Program for Environmental Sample Analysis

GEL's internal QA Program is designed to include QC functions such as instrumentation calibration checks (to insure proper instrument response), blank samples, instrumentation backgrounds, duplicates, as well as overall staff qualification analyses and statistical process controls. Both quality control and qualification analyses samples are used to be as similar as the matrix type of those samples submitted for analysis by the various laboratory clients. These performance test samples (or performance evaluation samples) are either actual samples submitted in duplicate in order to evaluate the precision of laboratory measurements, or fortified blank samples, which have been given a known quantity of a radioisotope that is in the interest to GEL's clients.

Accuracy (or Bias) is measured through laboratory control samples and/or matrix spikes, as well as surrogates and internal standards. The UCLs and LCLs for accuracy are plus or minus three times the standard deviation from the mean of a series of recoveries. The static limit for radiochemical analyses is 75 - 125%. Specific instructions for out-of-control situations are provided in the applicable analytical SOP.

GEL's Laboratory Control Standard (LCS) is an aliquot of reagent water or other blank matrix to which known quantities of the method analytes are added in the laboratory. The LCS is analyzed exactly like a sample, and its purpose is to determine whether the methodology is in control, and whether the laboratory is capable of making accurate and precise measurements. Some methods may refer to these samples as Laboratory Fortified Blanks (LFB). The requirement for recovery is between 75 and 125% for radiological analyses excluding drinking water matrix.

$$\text{Bias (\%)} = \frac{(\text{observed concentration})}{(\text{known concentration})} * 100 \%$$

Precision is a data quality indicator of the agreement between measurements of the same property, obtained under similar conditions, and how well they conform to themselves. Precision is usually expressed as standard deviation, variance or range in either absolute or relative (percentage) terms.

GEL's laboratory duplicate (DUP or LCSD) is an aliquot of a sample taken from the same container and processed in the same manner under identical laboratory conditions. The aliquot is analyzed independently from the parent sample and the results are compared to measure precision and accuracy.

If a sample duplicate is analyzed, it will be reported as Relative Percent Difference (RPD). The RPD must be 20 percent or less, if both samples are greater than 5 times the MDC. If both results are less than 5 times MDC, then the RPD must be equal to or less than 100%. If one result is above the MDC and the other is below the MDC, then the RPD can be calculated using the MDC for the result of the one below the MDC. The RPD must be 100% or less. In the situation where both results are above the MDC but one result is greater than 5 times the MDC and the other is less than 5 times the MDC, the RPD must be less than or equal to 20%. If both results are below MDC, then the limits on % RPD are not applicable.

$$\text{Difference (\%)} = \frac{(\text{high duplicate result} - \text{low duplicate result})}{(\text{average of results})} * 100 \%$$

Summary of Data Results

During 2015, forty-four (44) radioisotopes associated with seven (7) matrix types were analyzed under GEL's Performance Evaluation program in participation with ERA, MAPEP, and Eckert & Ziegler Analytics. Matrix types were representative of client analyses performed during 2015. Of the four hundred eighty-four (484) total results reported, 98.8% (478 of 484) were found to be acceptable. The list below contains the type of matrix evaluated by GEL:

- Air Filter
- Cartridge
- Water
- Milk
- Soil
- Liquid
- Vegetation

A summary list of all Inter-laboratory radiological proficiency test results and their evaluation against their acceptance criteria is provided in Table 6.1-1. This list reflects GEL's participation in the MAPEP Monitoring Program, the ERA MRaD PT Program, the ERA PT Program, and the Eckert & Ziegler Analytics Environmental Cross-Check Program.

Summaries of GEL's Intra-laboratory test results for bias and precision by sample matrix are provided in Table 6.1-3 (REMP Related) and Table 6.1-4 (All Samples).

Summary of Participation in the Eckert & Ziegler Analytics Environmental Cross-Check Program

Eckert & Ziegler Analytics provided samples for one hundred fifteen (115) individual environmental analyses. The accuracy of each result reported to Eckert & Ziegler Analytics, Inc. is measured by the ratio of GEL's result to the known value. All results fell within GEL's acceptance criteria (100%). Table 6.1-2 list the results specific to the Eckert & Ziegler Analytics sample provided in 2015. No corrective action reports were noted for these results.

Summary of Participation in the MAPEP Monitoring Program

MAPEP Series 32 and 33 were analyzed by the laboratory. Of the one hundred thirty-five (135) analyses, 100% (135 out of 135) of all results fell within the PT provider's acceptance criteria at the three-sigma specification.

Summary of Participation in the ERA MRaD PT Program

The ERA MRad program provided samples (MRAD-22 and MRAD-23) for one hundred eighty-six (186) individual environmental analyses. One hundred eighty-five (185) of the 186 analyses fell within the PT provider's acceptance criteria (99.5%). One analytical failure occurred: Total Uranium in vegetation.

For the corrective actions associated with MRAD-22, refer to CARR150519-954 which is detailed in Table 6.1-5.

Summary of Participation in the ERA PT Program

The ERA program provided samples (RAD-100, RAD-101, and RAD-102, and RAD-103) for forty-eight (48) individual environmental analyses. Of the 48 analyses, 89.6% (43 out of 48) of all results fell within the PT provider's acceptance criteria. CARR150223-929 documents the unacceptable result of Cs-137 and Rad-228, CARR150610-962 documents the unacceptable result of Iodine-131, CARR150825-971 documents the unacceptable result of Sr-89 and CARR151130-993 documents the unacceptable result for Sr-90. All corrective actions are provided in Table 6.1-5.

Corrective Action Request and Report (CARR)

There are two categories of corrective action at GEL. One is corrective action implemented at the analytical and data review level in accordance with the analytical standard operating procedures (SOP). The other is formal corrective action documented by the Quality Systems Team in accordance with GEL's standard operating procedure GL-QS-E-002. A formal corrective action is initiated when a nonconformance reoccurs or is so significant that permanent elimination or prevention of the problem is required. Formal corrective action investigations include root cause analysis.

GEL includes quality requirements in most analytical standard operating procedures to ensure that data are reported only if the quality control criteria are met or the quality control measures that did not meet the acceptance criteria are documented. A formal corrective action is implemented according to GEL's standard operating procedure GL-QS-E-002 for Conducting Corrective/Preventive Action and Identifying Opportunities for Improvement. Recording and documentation is performed following guidelines stated in GEL's standard operating procedure GL-QS-E-012 for Client NCR Database Operation.

Any employee at GEL can identify and report a nonconformance and request that corrective action be taken. Any GEL employee can participate on a corrective action team as requested by the QS team or Group Leaders. The steps for conducting corrective action are detailed in GEL's standard operating procedure GL-QS-E-002. In the event that correctness or validity of the laboratory's test results in doubt, the laboratory will take corrective action. If investigations show that the results have been impacted, affected clients will be informed of the issue in writing within five (5) calendar days of the discovery.

Table 6.1-5 provides the status of CARRs for radiological performance testing during 2015. GEL has determined that causes of the failures did not impact any data reported to its clients.

Table 6.1-1
2015 INTER-LAB RADIOLOGICAL PROFICIENCY TESTING RESULTS AND ACCEPTANCE CRITERIA

PT Provider	Quarter / Year	Report Received Date	Sample Number	Sample Media	Unit	Analyte / Nuclide	GEL Value	Known value	Acceptance Range/ Ratio	Evaluation
EZA	4th/2014	03/10/15	E11057	Cartridge	pCi	Iodine-131	8.70E+01	9.89E+01	0.88	Acceptable
EZA	4th/2014	03/10/15	E11058	Milk	pCi/L	Strontium-89	9.09E+01	9.57E+01	0.95	Acceptable
EZA	4th/2014	03/10/15	E11058	Milk	pCi/L	Strontium-90	1.39E+01	1.56E+01	0.89	Acceptable
EZA	4th/2014	03/10/15	E11059	Milk	pCi/L	Iodine-131	9.34E+01	9.51E+01	0.98	Acceptable
EZA	4th/2014	03/10/15	E11059	Milk	pCi/L	Cerium-141	2.33E+02	2.19E+02	1.06	Acceptable
EZA	4th/2014	03/10/15	E11059	Milk	pCi/L	Cr-51	4.22E+02	4.06E+02	1.04	Acceptable
EZA	4th/2014	03/10/15	E11059	Milk	pCi/L	Cesium-134	1.50E+02	1.64E+02	0.91	Acceptable
EZA	4th/2014	03/10/15	E11059	Milk	pCi/L	Cesium-137	2.16E+02	1.98E+02	1.09	Acceptable
EZA	4th/2014	03/10/15	E11059	Milk	pCi/L	Cobalt-58	1.32E+02	1.30E+02	1.02	Acceptable
EZA	4th/2014	03/10/15	E11059	Milk	pCi/L	Mn-54	2.39E+02	2.25E+02	1.06	Acceptable
EZA	4th/2014	03/10/15	E11059	Milk	pCi/L	Iron-59	1.80E+02	1.75E+02	1.03	Acceptable
EZA	4th/2014	03/10/15	E11059	Milk	pCi/L	Zinc-65	3.32E+02	2.97E+02	1.12	Acceptable
EZA	4th/2014	03/10/15	E11059	Milk	pCi/L	Cobalt-60	2.49E+02	2.35E+02	1.06	Acceptable
EZA	4th/2014	03/10/15	E11060	Water	pCi/L	Iodine-131	1.11E+02	9.53E+01	1.16	Acceptable
EZA	4th/2014	03/10/15	E11060	Water	pCi/L	Cerium-141	3.02E+02	2.84E+02	1.06	Acceptable
EZA	4th/2014	03/10/15	E11060	Water	pCi/L	Cr-51	5.43E+02	5.26E+02	1.03	Acceptable
EZA	4th/2014	03/10/15	E11060	Water	pCi/L	Cesium-134	1.90E+02	2.13E+02	0.89	Acceptable
EZA	4th/2014	03/10/15	E11060	Water	pCi/L	Cesium-137	2.58E+02	2.57E+02	1.01	Acceptable
EZA	4th/2014	03/10/15	E11060	Water	pCi/L	Cobalt-58	1.73E+02	1.68E+02	1.03	Acceptable
EZA	4th/2014	03/10/15	E11060	Water	pCi/L	Mn-54	3.06E+02	2.92E+02	1.05	Acceptable
EZA	4th/2014	03/10/15	E11060	Water	pCi/L	Iron-59	2.51E+02	2.26E+02	1.11	Acceptable
EZA	4th/2014	03/10/15	E11060	Water	pCi/L	Zinc-65	4.20E+02	3.84E+02	1.09	Acceptable
EZA	4th/2014	03/10/15	E11060	Water	pCi/L	Cobalt-60	3.24E+02	3.04E+02	1.06	Acceptable
ERA	1st / 2015	02/23/15	RAD-100	Water	pCi/L	Barium-133	73.2	67.6	56.4-74.4	Acceptable
ERA	1st / 2015	02/23/15	RAD-100	Water	pCi/L	Cesium-134	51.9	51.3	41.3-56.4	Acceptable
ERA	1st / 2015	02/23/15	RAD-100	Water	pCi/L	Cesium-137	142	124	112-139	Not Acceptable
ERA	1st / 2015	02/23/15	RAD-100	Water	pCi/L	Cobalt-60	62.7	62.4	56.2-71.2	Acceptable
ERA	1st / 2015	02/23/15	RAD-100	Water	pCi/L	Zinc-65	107	98.7	88.8-118	Acceptable
ERA	1st / 2015	02/23/15	RAD-100	Water	pCi/L	Gross Alpha	67.2	62.3	32.6-77.3	Acceptable
ERA	1st / 2015	02/23/15	RAD-100	Water	pCi/L	Gross Beta	43.2	48.9	33.1-56.0	Acceptable
ERA	1st / 2015	02/23/15	RAD-100	Water	pCi/L	Gross Alpha	66.7	62.3	32.6-77.3	Acceptable
ERA	1st / 2015	02/23/15	RAD-100	Water	pCi/L	Radium-226	16.1	16.8	12.5-19.2	Acceptable
ERA	1st / 2015	02/23/15	RAD-100	Water	pCi/L	Radium-226	16.9	16.8	12.5-19.2	Acceptable
ERA	1st / 2015	02/23/15	RAD-100	Water	pCi/L	Radium-226	16.8	16.8	12.5-19.2	Acceptable

PT Provider	Quarter / Year	Report Received Date	Sample Number	Sample Media	Unit	Analyte / Nuclide	GEL Value	Known value	Acceptance Range/ Ratio	Evaluation
ERA	1st / 2015	02/23/15	RAD-100	Water	pCi/L	Radium-228	4.50	5.12	3.07-6.85	Acceptable
ERA	1st / 2015	02/23/15	RAD-100	Water	pCi/L	Radium-228	7.40	5.12	3.07-6.85	Not Acceptable
ERA	1st / 2015	02/23/15	RAD-100	Water	pCi/L	Uranium (Nat)	11.0	10.6	8.27-12.2	Acceptable
ERA	1st / 2015	02/23/15	RAD-100	Water	ug/L	Uranium (Nat) mass	16.4	15.5	12.1-17.9	Acceptable
ERA	1st / 2015	02/23/15	RAD-100	Water	pCi/L	Uranium (Nat)	11.3	10.6	8.27-12.2	Acceptable
ERA	1st / 2015	02/23/15	RAD-100	Water	ug/L	Uranium (Nat) mass	17.1	15.5	12.1-17.9	Acceptable
ERA	1st / 2015	02/23/15	RAD-100	Water	pCi/L	Tritium	10000	10600	9220-11700	Acceptable
ERA	1st / 2015	02/23/15	RAD-100	Water	pCi/L	Strontium-89	47.3	52.1	41.2-59.6	Acceptable
ERA	1st / 2015	02/23/15	RAD-100	Water	pCi/L	Strontium-90	26.7	32.4	23.7-37.5	Acceptable
ERA	1st / 2015	02/23/15	RAD-100	Water	pCi/L	Strontium-89	54.6	52.1	41.2-59.6	Acceptable
ERA	1st / 2015	02/23/15	RAD-100	Water	pCi/L	Strontium-90	24.6	32.4	23.7-37.5	Acceptable
EZA	1st/2015	05/21/15	E11174	Cartridge	pCi	Iodine-131	8.01E+01	7.74E+01	1.03	Acceptable
EZA	1st/2015	05/21/15	E11175	Milk	pCi/L	Strontium-89	9.75E+01	1.05E+02	0.93	Acceptable
EZA	1st/2015	05/21/15	E11175	Milk	pCi/L	Strontium-90	1.10E+01	1.44E+01	0.77	Acceptable
EZA	1st/2015	05/21/15	E11176	Milk	pCi/L	Iodine-131	9.60E+01	9.75E+01	0.98	Acceptable
EZA	1st/2015	05/21/15	E11176	Milk	pCi/L	Cerium-141	2.13E+02	2.11E+02	1.01	Acceptable
EZA	1st/2015	05/21/15	E11176	Milk	pCi/L	Chromium-51	5.88E+02	5.55E+02	1.06	Acceptable
EZA	1st/2015	05/21/15	E11176	Milk	pCi/L	Cesium-134	1.71E+02	1.91E+02	0.9	Acceptable
EZA	1st/2015	05/21/15	E11176	Milk	pCi/L	Cesium-137	2.59E+02	2.53E+02	1.02	Acceptable
EZA	1st/2015	05/21/15	E11176	Milk	pCi/L	Cobalt-58	2.64E+02	2.72E+02	0.97	Acceptable
EZA	1st/2015	05/21/15	E11176	Milk	pCi/L	Manganese- 54	2.43E+02	2.40E+02	1.01	Acceptable
EZA	1st/2015	05/21/15	E11176	Milk	pCi/L	Iron-59	3.14E+02	2.95E+02	1.06	Acceptable
EZA	1st/2015	05/21/15	E11176	Milk	pCi/L	Zinc-65	4.67E+02	4.53E+02	1.03	Acceptable
EZA	1st/2015	05/21/15	E11176	Milk	pCi/L	Cobalt-60	4.81E+02	4.98E+02	0.97	Acceptable
EZA	1st/2015	05/21/15	E11177	Water	pCi/L	Iodine-131	9.92E+01	9.67E+01	1.03	Acceptable
EZA	1st/2015	05/21/15	E11177	Water	pCi/L	Cerium-141	1.40E+02	1.39E+02	1.01	Acceptable
EZA	1st/2015	05/21/15	E11177	Water	pCi/L	Chromium-51	3.95E+02	3.66E+02	1.08	Acceptable
EZA	1st/2015	05/21/15	E11177	Water	pCi/L	Cesium-134	1.12E+02	1.26E+02	0.89	Acceptable
EZA	1st/2015	05/21/15	E11177	Water	pCi/L	Cesium-137	1.69E+02	1.67E+02	1.01	Acceptable
EZA	1st/2015	05/21/15	E11177	Water	pCi/L	Cobalt-58	1.78E+02	1.80E+02	0.99	Acceptable
EZA	1st/2015	05/21/15	E11177	Water	pCi/L	Manganese- 54	1.66E+02	1.59E+02	1.05	Acceptable

PT Provider	Quarter / Year	Report Received Date	Sample Number	Sample Media	Unit	Analyte / Nuclide	GEL Value	Known value	Acceptance Range/ Ratio	Evaluation
EZA	1st/2015	05/21/15	E11177	Water	pCi/L	Iron-59	2.14E+02	1.95E+02	1.10	Acceptable
EZA	1st/2015	05/21/15	E11177	Water	pCi/L	Zinc-65	3.25E+02	2.99E+02	1.09	Acceptable
EZA	1st/2015	05/21/15	E11177	Water	pCi/L	Cobalt-60	3.23E+02	3.28E+02	0.98	Acceptable
MAPEP	2nd/2015	06/16/15	MAPEP-15-GrF32	Filter	Bq/sample	Gross Alpha	1.520	1.770	0.53-3.01	Acceptable
MAPEP	2nd/2015	06/16/15	MAPEP-15-GrF32	Filter	Bq/sample	Gross Beta	0.844	0.750	0.38-1.13	Acceptable
MAPEP	2nd/2015	06/16/15	MAPEP-15-MaS32	Soil	Bq/Kg	Americium-241	114.0	97.0	68-126	Acceptable
MAPEP	2nd/2015	06/16/15	MAPEP-15-MaS32	Soil	Bq/Kg	Cesium-134	639	678	475-881	Acceptable
MAPEP	2nd/2015	06/16/15	MAPEP-15-MaS32	Soil	Bq/Kg	Cesium-137	-0.279		False Pos Test	Acceptable
MAPEP	2nd/2015	06/16/15	MAPEP-15-MaS32	Soil	Bq/Kg	Cobalt-57	0.369		False Pos Test	Acceptable
MAPEP	2nd/2015	06/16/15	MAPEP-15-MaS32	Soil	Bq/Kg	Cobalt-60	852	817	572-1062	Acceptable
MAPEP	2nd/2015	06/16/15	MAPEP-15-MaS32	Soil	Bq/Kg	Iron-55	330	205	Sens. Eval.	Acceptable
MAPEP	2nd/2015	06/16/15	MAPEP-15-MaS32	Soil	Bq/Kg	Manganese-54	1280	1198	839-1557	Acceptable
MAPEP	2nd/2015	06/16/15	MAPEP-15-MaS32	Soil	Bq/Kg	Nickel-63	481	448	314-582	Acceptable
MAPEP	2nd/2015	06/16/15	MAPEP-15-MaS32	Soil	Bq/Kg	Plutonium-238	80.3	83.9	58.7-109.1	Acceptable
MAPEP	2nd/2015	06/16/15	MAPEP-15-MaS32	Soil	Bq/Kg	Plutonium-239/240	69.1	70.8	49.6-92.0	Acceptable
MAPEP	2nd/2015	06/16/15	MAPEP-15-MaS32	Soil	Bq/Kg	Potassium-40	684	622	435-809	Acceptable
MAPEP	2nd/2015	06/16/15	MAPEP-15-MaS32	Soil	Bq/Kg	Strontium-90	601	653	457-849	Acceptable
MAPEP	2nd/2015	06/16/15	MAPEP-15-MaS32	Soil	Bq/Kg	Technetium-99	694	867	607-1127	Acceptable
MAPEP	2nd/2015	06/16/15	MAPEP-15-MaS32	Soil	Bq/Kg	U-234/233	58	53	36.8-68.3	Acceptable
MAPEP	2nd/2015	06/16/15	MAPEP-15-MaS32	Soil	Bq/Kg	Uranium-238	204	201	141-261	Acceptable
MAPEP	2nd/2015	06/16/15	MAPEP-15-MaS32	Soil	Bq/Kg	Zinc-65	1190.0	1064	745-1383	Acceptable
MAPEP	2nd/2015	06/16/15	MAPEP-15-MaW32	Water	Bq/L	Americium-241	0.657	0.654	0.458-0.850	Acceptable
MAPEP	2nd/2015	06/16/15	MAPEP-15-MaW32	Water	Bq/L	Cesium-134	20.80	23.5	16.5-30.6	Acceptable
MAPEP	2nd/2015	06/16/15	MAPEP-15-MaW32	Water	Bq/L	Cesium-137	19.7	19.1	13.4-24.8	Acceptable
MAPEP	2nd/2015	06/16/15	MAPEP-15-MaW32	Water	Bq/L	Cobalt-57	30	29.9	20.9-38.9	Acceptable
MAPEP	2nd/2015	06/16/15	MAPEP-15-MaW32	Water	Bq/L	Cobalt-60	0.0		False Pos Test	Acceptable
MAPEP	2nd/2015	06/16/15	MAPEP-15-MaW32	Water	Bq/L	Hydrogen-3	633	563	394-732	Acceptable
MAPEP	2nd/2015	06/16/15	MAPEP-15-MaW32	Water	Bq/L	Iron-55	8.81	6.88	4.82-8.94	Acceptable
MAPEP	2nd/2015	06/16/15	MAPEP-15-MaW32	Water	Bq/L	Manganese-54	0.314		False Pos Test	Acceptable

PT Provider	Quarter / Year	Report Received Date	Sample Number	Sample Media	Unit	Analyte / Nuclide	GEL Value	Known value	Acceptance Range/ Ratio	Evaluation
MAPEP	2nd/2015	06/16/15	MAPEP-15-MaW32	Water	Bq/L	Nickel-63	0.350		False Pos Test	Acceptable
MAPEP	2nd/2015	06/16/15	MAPEP-15-MaW32	Water	Bq/L	Plutonium- 238	0.0103	0.0089	Sens. Eval.	Acceptable
MAPEP	2nd/2015	06/16/15	MAPEP-15-MaW32	Water	Bq/L	Plutonium- 239/240	0.770	0.832	0.582-1.082	Acceptable
MAPEP	2nd/2015	06/16/15	MAPEP-15-MaW32	Water	Bq/L	Potassium-40	0.159		False Pos Test	Acceptable
MAPEP	2nd/2015	06/16/15	MAPEP-15-MaW32	Water	Bq/L	Strontium-90	8.49	9.48	6.64-12.32	Acceptable
MAPEP	2nd/2015	06/16/15	MAPEP-15-MaW32	Water	Bq/L	Technetium- 99	2.90	3.18	2.23-4.13	Acceptable
MAPEP	2nd/2015	06/16/15	MAPEP-15-MaW32	Water	Bq/L	Uranium- 234/233	0.146	0.148	0.104-0.192	Acceptable
MAPEP	2nd/2015	06/16/15	MAPEP-15-MaW32	Water	Bq/L	Uranium-238	0.918	0.970	0.68-1.26	Acceptable
MAPEP	2nd/2015	06/16/15	MAPEP-15-MaW32	Water	Bq/L	Zinc-65	19.600	18.30	12.8-23.8	Acceptable
MAPEP	2nd/2015	06/16/15	MAPEP-15-GrW32	Water	Bq/L	Gross Alpha	1.050	1.066	0.320-1.812	Acceptable
MAPEP	2nd/2015	06/16/15	MAPEP-15-GrW32	Water	Bq/L	Gross Beta	3.220	2.79	1.40-4.19	Acceptable
MAPEP	2nd/2015	06/16/15	MAPEP-15-RdF32	Filter	ug/sample	Uranium-235	0.014	0.015	0.0103- 0.0191	Acceptable
MAPEP	2nd/2015	06/16/15	MAPEP-15-RdF32	Filter	ug/sample	Uranium-238	7.65	7.96	5.57-10.35	Acceptable
MAPEP	2nd/2015	06/16/15	MAPEP-15-RdF32	Filter	ug/sample	Uranium- Total	7.96	8.0	5.58-10.36	Acceptable
MAPEP	2nd/2015	06/16/15	MAPEP-15-RdF32	Filter	ug/sample	Americium- 241	0.0657	0.068	0.0477- 0.0885	Acceptable
MAPEP	2nd/2015	06/16/15	MAPEP-15-RdF32	Filter	Bq/sample	Cesium-134	1.0600	1.15	0.81-1.50	Acceptable
MAPEP	2nd/2015	06/16/15	MAPEP-15-RdF32	Filter	Bq/sample	Cesium-137	0.0166		False Pos Test	Acceptable
MAPEP	2nd/2015	06/16/15	MAPEP-15-RdF32	Filter	Bq/sample	Cobalt-57	1.590	1.51	1.06-1.96	Acceptable
MAPEP	2nd/2015	06/16/15	MAPEP-15-RdF32	Filter	Bq/sample	Cobalt-60	0.016		False Pos Test	Acceptable
MAPEP	2nd/2015	06/16/15	MAPEP-15-RdF32	Filter	Bq/sample	Manganese- 54	0.998	1.02	0.71-1.33	Acceptable
MAPEP	2nd/2015	06/16/15	MAPEP-15-RdF32	Filter	Bq/sample	Plutonium- 238	0.00005		False Pos Test	Acceptable
MAPEP	2nd/2015	06/16/15	MAPEP-15-RdF32	Filter	Bq/sample	Plutonium- 239/240	0.0788	0.0847	0.0593- 0.1101	Acceptable
MAPEP	2nd/2015	06/16/15	MAPEP-15-RdF32	Filter	Bq/sample	Strontium-90	-0.025		False Pos Test	Acceptable
MAPEP	2nd/2015	06/16/15	MAPEP-15-RdF32	Filter	Bq/sample	Uranium-	0.017	0.0155	0.0109-	Acceptable

PT Provider	Quarter / Year	Report Received Date	Sample Number	Sample Media	Unit	Analyte / Nuclide	GEL Value	Known value	Acceptance Range/ Ratio	Evaluation
						234/233			0.0202	
MAPEP	2nd/2015	06/16/15	MAPEP-15-RdF32	Filter	Bq/sample	Uranium-238	0.0958	0.099	0.069-0.129	Acceptable
MAPEP	2nd/2015	06/16/15	MAPEP-15-RdF32	Filter	Bq/sample	Zinc-65	0.867	0.83	0.58-1.08	Acceptable
MAPEP	2nd/2015	06/16/15	MAPEP-15-RdV32	Vegetation	Bq/sample	Americium-241	0.116	0.11	0.076-0.140	Acceptable
MAPEP	2nd/2015	06/16/15	MAPEP-15-RdV32	Vegetation	Bq/sample	Cesium-134	6.44	7.32	5.12-9.52	Acceptable
MAPEP	2nd/2015	06/16/15	MAPEP-15-RdV32	Vegetation	Bq/sample	Cesium-137	9.30	9.18	6.43-11.93	Acceptable
MAPEP	2nd/2015	06/16/15	MAPEP-15-RdV32	Vegetation	Bq/sample	Cobalt-57	0.037		False Pos Test	Acceptable
MAPEP	2nd/2015	06/16/15	MAPEP-15-RdV32	Vegetation	Bq/sample	Cobalt-60	5.680	5.55	3.89-7.22	Acceptable
MAPEP	2nd/2015	06/16/15	MAPEP-15-RdV32	Vegetation	Bq/sample	Manganese-54	0.009		False Pos Test	Acceptable
MAPEP	2nd/2015	06/16/15	MAPEP-15-RdV32	Vegetation	Bq/sample	Plutonium-238	0.084	0.085	0.060-0.111	Acceptable
MAPEP	2nd/2015	06/16/15	MAPEP-15-RdV32	Vegetation	Bq/sample	Plutonium-239/240	0.0898	0.094	0.066-0.122	Acceptable
MAPEP	2nd/2015	06/16/15	MAPEP-15-RdV32	Vegetation	Bq/sample	Strontium-90	0.852	1.08	0.76-1.40	Acceptable
MAPEP	2nd/2015	06/16/15	MAPEP-15-RdV32	Vegetation	Bq/sample	Uranium-234/233	0.023	0.022	0.0153-0.0283	Acceptable
MAPEP	2nd/2015	06/16/15	MAPEP-15-RdV32	Vegetation	Bq/sample	Uranium-238	0.129	0.128	0.090-0.166	Acceptable
MAPEP	2nd/2015	06/16/15	MAPEP-15-RdV32	Vegetation	Bq/sample	Zinc-65	-0.0058		False Pos Test	Acceptable
MAPEP	2nd/2015	06/16/15	MAPEP-15-SrF-32	Filter	Bq/sample	Strontium-89	41.7	47.5	33.3-61.8	Acceptable
MAPEP	2nd/2015	06/16/15	MAPEP-15-SrF-32	Filter	Bq/sample	Strontium-90	0.749	1.06	0.74-1.38	Acceptable
MAPEP	2nd/2015	06/16/15	MAPEP-15-XaW-32	Water	Bq/L	Iodine-129	1.72	1.49	1.04-1.94	Acceptable
ERA	2nd/2015	05/19/15	MRAD-22	Soil	pCi/kg	Actinium-228	1090	1250	802-1730	Acceptable
ERA	2nd/2015	05/19/15	MRAD-22	Soil	pCi/kg	Americium-241	1410	1500	878-1950	Acceptable
ERA	2nd/2015	05/19/15	MRAD-22	Soil	pCi/kg	Bismuth-212	1090	1780	474-2620	Acceptable
ERA	2nd/2015	05/19/15	MRAD-22	Soil	pCi/kg	Bismuth-214	4340	4430	2670-6380	Acceptable
ERA	2nd/2015	05/19/15	MRAD-22	Soil	pCi/kg	Cesium-134	6020	6390	4180-7680	Acceptable
ERA	2nd/2015	05/19/15	MRAD-22	Soil	pCi/kg	Cesium-137	1540	1490	1140-1920	Acceptable
ERA	2nd/2015	05/19/15	MRAD-22	Soil	pCi/kg	Cobalt-60	2010	1880	1270-2590	Acceptable
ERA	2nd/2015	05/19/15	MRAD-22	Soil	pCi/kg	Lead-212	1200	1230	806-1710	Acceptable
ERA	2nd/2015	05/19/15	MRAD-22	Soil	pCi/kg	Lead-214	4890	4530	2640-6760	Acceptable
ERA	2nd/2015	05/19/15	MRAD-22	Soil	pCi/kg	Manganese-54	<49.9	<1000	0-1000	Acceptable
ERA	2nd/2015	05/19/15	MRAD-22	Soil	pCi/kg	Plutonium-238	978	998	600-1380	Acceptable

PT Provider	Quarter / Year	Report Received Date	Sample Number	Sample Media	Unit	Analyte / Nuclide	GEL Value	Known value	Acceptance Range/ Ratio	Evaluation
ERA	2nd/2015	05/19/15	MRAD-22	Soil	pCi/kg	Plutonium-239	1240	1210	791-1670	Acceptable
ERA	2nd/2015	05/19/15	MRAD-22	Soil	pCi/kg	Potassium-40	10900	10700	7810-14400	Acceptable
ERA	2nd/2015	05/19/15	MRAD-22	Soil	pCi/kg	Strontium-90	1230	1940	740-3060	Acceptable
ERA	2nd/2015	05/19/15	MRAD-22	Soil	pCi/kg	Thorium-234	3840	3890	1230-7320	Acceptable
ERA	2nd/2015	05/19/15	MRAD-22	Soil	pCi/kg	Zinc-65	8030	7130	5680-9470	Acceptable
ERA	2nd/2015	05/19/15	MRAD-22	Soil	pCi/kg	Uranium-234	3754	3920	2400-5050	Acceptable
ERA	2nd/2015	05/19/15	MRAD-22	Soil	pCi/kg	Uranium-238	3565	3890	2410-4930	Acceptable
ERA	2nd/2015	05/19/15	MRAD-22	Soil	pCi/kg	Uranium-Total	7319	7990	4330-10500	Acceptable
ERA	2nd/2015	05/19/15	MRAD-22	Soil	ug/kg	Uranium-Total(mass)	8030	7130	5680-9470	Acceptable
ERA	2nd/2015	05/19/15	MRAD-22	Soil	pCi/kg	Uranium-234	4040	3920	2400-5050	Acceptable
ERA	2nd/2015	05/19/15	MRAD-22	Soil	pCi/kg	Uranium-238	4230	3890	2410-4930	Acceptable
ERA	2nd/2015	05/19/15	MRAD-22	Soil	pCi/kg	Uranium-Total	8477	7990	4330-10500	Acceptable
ERA	2nd/2015	05/19/15	MRAD-22	Soil	ug/kg	Uranium-Total(mass)	8030	7130	5680-9470	Acceptable
ERA	2nd/2015	05/19/15	MRAD-22	Soil	pCi/kg	Uranium-234	4480	3920	2400-5050	Acceptable
ERA	2nd/2015	05/19/15	MRAD-22	Soil	pCi/kg	Uranium-238	4020	3890	2410-4930	Acceptable
ERA	2nd/2015	05/19/15	MRAD-22	Soil	pCi/kg	Uranium-Total	8683	7990	4330-10500	Acceptable
ERA	2nd/2015	05/19/15	MRAD-22	Soil	ug/kg	Uranium-Total(mass)	12000	7130	5680-9470	Acceptable
ERA	2nd/2015	05/19/15	MRAD-22	Soil	ug/kg	Uranium-Total(mass)	12800	11600	6390-14600	Acceptable
ERA	2nd/2015	05/19/15	MRAD-22	Vegetation	pCi/kg	Uranium-234	3480	3150	2070-4050	Acceptable
ERA	2nd/2015	05/19/15	MRAD-22	Vegetation	pCi/kg	Uranium-238	3090	3130	2090-3980	Acceptable
ERA	2nd/2015	05/19/15	MRAD-22	Vegetation	pCi/kg	Uranium-Total	6716	6420	4350-7990	Acceptable
ERA	2nd/2015	05/19/15	MRAD-22	Vegetation	ug/kg	Uranium-Total(mass)	9370	6280-11900	3540-6710	Acceptable
ERA	2nd/2015	05/19/15	MRAD-22	Vegetation	pCi/kg	Am-241	5130	4340	2650-5770	Acceptable
ERA	2nd/2015	05/19/15	MRAD-22	Vegetation	pCi/kg	Cesium-134	2210	2650	1700-3440	Acceptable
ERA	2nd/2015	05/19/15	MRAD-22	Vegetation	pCi/kg	Cesium-137	1790	1810	1310-2520	Acceptable
ERA	2nd/2015	05/19/15	MRAD-22	Vegetation	pCi/kg	Cobalt-60	1570	1540	1060-2150	Acceptable
ERA	2nd/2015	05/19/15	MRAD-22	Vegetation	pCi/kg	Curium-244	1370	1360	666-2120	Acceptable
ERA	2nd/2015	05/19/15	MRAD-22	Vegetation	pCi/kg	Manganese-54	<31.1	<300	0-300	Acceptable

PT Provider	Quarter / Year	Report Received Date	Sample Number	Sample Media	Unit	Analyte / Nuclide	GEL Value	Known value	Acceptance Range/ Ratio	Evaluation
ERA	2nd/2015	05/19/15	MRAD-22	Vegetation	pCi/kg	Plutonium-238	4700	3680	2190-5040	Acceptable
ERA	2nd/2015	05/19/15	MRAD-22	Vegetation	pCi/kg	Plutonium-239	5120	4180	2570-5760	Acceptable
ERA	2nd/2015	05/19/15	MRAD-22	Vegetation	pCi/kg	Potassium-40	33100	30900	22300-43400	Acceptable
ERA	2nd/2015	05/19/15	MRAD-22	Vegetation	pCi/kg	Strontium-90	5920	6590	3760-8740	Acceptable
ERA	2nd/2015	05/19/15	MRAD-22	Vegetation	pCi/kg	Uranium-234	3230	3150	2070-4050	Acceptable
ERA	2nd/2015	05/19/15	MRAD-22	Vegetation	pCi/kg	Uranium-238	3340	3130	2090-3980	Acceptable
ERA	2nd/2015	05/19/15	MRAD-22	Vegetation	pCi/kg	Uranium-Total	6742	6420	4350-7990	Acceptable
ERA	2nd/2015	05/19/15	MRAD-22	Vegetation	ug/kg	Uranium-Total(mass)	10000	9370	3540-6710	Acceptable
ERA	2nd/2015	05/19/15	MRAD-22	Vegetation	ug/kg	Uranium-Total(mass)	8780	5280	3540-6710	Acceptable
ERA	2nd/2015	05/19/15	MRAD-22	Vegetation	pCi/kg	Uranium-Total	8780	6420	4350-7990	Not Acceptable
ERA	2nd/2015	05/19/15	MRAD-22	Vegetation	pCi/kg	Zinc-65	1250	1090	786-1530	Acceptable
ERA	2nd/2015	05/19/15	MRAD-22	Filter	pCi/Filter	Americium-241	50.2	49.8	30.7-67.4	Acceptable
ERA	2nd/2015	05/19/15	MRAD-22	Filter	pCi/Filter	Cesium-134	951	909	578-1130	Acceptable
ERA	2nd/2015	05/19/15	MRAD-22	Filter	pCi/Filter	Cesium-137	1320	1170	879-1540	Acceptable
ERA	2nd/2015	05/19/15	MRAD-22	Filter	pCi/Filter	Cobalt-60	87.6	79.1	61.2-98.8	Acceptable
ERA	2nd/2015	05/19/15	MRAD-22	Filter	pCi/Filter	Iron-55	879	836.0	259-1630	Acceptable
ERA	2nd/2015	05/19/15	MRAD-22	Filter	pCi/Filter	Manganese-54	<6.09	<50	0.00-50.0	Acceptable
ERA	2nd/2015	05/19/15	MRAD-22	Filter	ug/Filter	Plutonium-238	57.1	52.1	35.7-68.5	Acceptable
ERA	2nd/2015	05/19/15	MRAD-22	Filter	pCi/Filter	Plutonium-239	46.0	40.3	29.2-52.7	Acceptable
ERA	2nd/2015	05/19/15	MRAD-22	Filter	pCi/Filter	Strontium-90	84.6	96.6	47.2-145	Acceptable
ERA	2nd/2015	05/19/15	MRAD-22	Filter	pCi/Filter	Uranium-234	34.7	34.3	21.3-51.7	Acceptable
ERA	2nd/2015	05/19/15	MRAD-22	Filter	pCi/Filter	Uranium-238	34.5	34.0	17.8-38.2	Acceptable
ERA	2nd/2015	05/19/15	MRAD-22	Filter	pCi/Filter	Uranium-Total	70.9	69.9	38.7-106	Acceptable
ERA	2nd/2015	05/19/15	MRAD-22	Filter	ug/Filter	Uranium-Total(mass)	103	102	65.3-144	Acceptable
ERA	2nd/2015	05/19/15	MRAD-22	Filter	pCi/Filter	Zinc-65	1190	986	706-1360	Acceptable
ERA	2nd/2015	05/19/15	MRAD-22	Filter	pCi/Filter	Uranium-234	39.2	34.3	21.3-51.7	Acceptable
ERA	2nd/2015	05/19/15	MRAD-22	Filter	pCi/Filter	Uranium-238	34.9	34.0	17.8-38.2	Acceptable

PT Provider	Quarter / Year	Report Received Date	Sample Number	Sample Media	Unit	Analyte / Nuclide	GEL Value	Known value	Acceptance Range/ Ratio	Evaluation
ERA	2nd/2015	05/19/15	MRAD-22	Filter	pCi/Filter	Uranium- Total	75.7	69.9	38.7-106	Acceptable
ERA	2nd/2015	05/19/15	MRAD-22	Filter	ug/Filter	Uranium- Total(mass)	105	102	65.3-144	Acceptable
ERA	2nd/2015	05/19/15	MRAD-22	Filter	ug/Filter	Uranium- Total(mass)	95.5	102	52.9-116	Acceptable
ERA	2nd/2015	05/19/15	MRAD-22	Filter	pCi/Filter	Gross Alpha	77.2	62.2	20.8-96.6	Acceptable
ERA	2nd/2015	05/19/15	MRAD-22	Filter	pCi/Filter	Gross Beta	62.7	58.4	36.9-85.1	Acceptable
ERA	2nd/2015	05/19/15	MRAD-22	Water	pCi/L	Americium- 241	48.5	46.0	31.0-61.7	Acceptable
ERA	2nd/2015	05/19/15	MRAD-22	Water	pCi/L	Cesium-134	1180	1260	925-1450	Acceptable
ERA	2nd/2015	05/19/15	MRAD-22	Water	pCi/L	Cesium-137	1410	1360	1150-1630	Acceptable
ERA	2nd/2015	05/19/15	MRAD-22	Water	pCi/L	Cobalt-60	1280	1250	1090-1460	Acceptable
ERA	2nd/2015	05/19/15	MRAD-22	Water	pCi/L	Iron-55	1080	1070	638-1450	Acceptable
ERA	2nd/2015	05/19/15	MRAD-22	Water	pCi/L	Manganese- 54	<5.41	<100	0.00-100	Acceptable
ERA	2nd/2015	05/19/15	MRAD-22	Water	pCi/L	Plutonium- 238	81.0	72.4	53.6-90.1	Acceptable
ERA	2nd/2015	05/19/15	MRAD-22	Water	pCi/L	Plutonium- 239	205	184	143-232	Acceptable
ERA	2nd/2015	05/19/15	MRAD-22	Water	pCi/L	Strontium-90	865	912	594-1210	Acceptable
ERA	2nd/2015	05/19/15	MRAD-22	Water	pCi/L	Uranium-234	68.5	61.8	46.4-79.7	Acceptable
ERA	2nd/2015	05/19/15	MRAD-22	Water	pCi/L	Uranium-238	71.8	61.3	46.7-75.2	Acceptable
ERA	2nd/2015	05/19/15	MRAD-22	Water	pCi/L	Uranium- Total	140	126	92.6-163	Acceptable
ERA	2nd/2015	05/19/15	MRAD-22	Water	ug/L	Uranium- Total(mass)	214	184	147-222	Acceptable
ERA	2nd/2015	05/19/15	MRAD-22	Water	pCi/L	Zinc-65	1310	1180	984-1490	Acceptable
ERA	2nd/2015	05/19/15	MRAD-22	Water	pCi/L	Uranium-234	60.7	61.8	46.4-79.7	Acceptable
ERA	2nd/2015	05/19/15	MRAD-22	Water	pCi/L	Uranium-238	58.0	61.3	46.7-75.2	Acceptable
ERA	2nd/2015	05/19/15	MRAD-22	Water	pCi/L	Uranium- Total	121	126	92.6-163	Acceptable
ERA	2nd/2015	05/19/15	MRAD-22	Water	ug/L	Uranium- Total(mass)	174	184	147-222	Acceptable
ERA	2nd/2015	05/19/15	MRAD-22	Water	pCi/L	Uranium-234	64.1	61.8	46.4-79.7	Acceptable
ERA	2nd/2015	05/19/15	MRAD-22	Water	pCi/L	Uranium-238	60.4	61.3	46.7-75.2	Acceptable
ERA	2nd/2015	05/19/15	MRAD-22	Water	pCi/L	Uranium- Total	127	126	92.6-163	Acceptable
ERA	2nd/2015	05/19/15	MRAD-22	Water	ug/L	Uranium-	181	184	147-222	Acceptable

PT Provider	Quarter / Year	Report Received Date	Sample Number	Sample Media	Unit	Analyte / Nuclide	GEL Value	Known value	Acceptance Range/ Ratio	Evaluation
						Total(mass)				
ERA	2nd/2015	05/19/15	MRAD-22	Water	ug/L	Uranium- Total(mass)	176	184	147-222	Acceptable
ERA	2nd/2015	05/19/15	MRAD-22	Water	pCi/L	Gross Alpha	128	119	42.2-184	Acceptable
ERA	2nd/2015	05/19/15	MRAD-22	Water	pCi/L	Gross Beta	155.0	158.0	90.5-234	Acceptable
ERA	2nd/2015	05/19/15	MRAD-22	Water	pCi/L	Tritium	10600	10300	6900-14700	Acceptable
ERA	2nd/2015	05/26/15	RAD-101	Water	pCi/L	Iodine-131	18.2	23.8	19.7-28.3	Not Acceptable
ERA	2nd/2015	05/26/15	MRAD-22	Water	pCi/L	Iodine-131	23.5	23.8	19.7-28.3	Acceptable
EZA	2nd/2015	08/06/15	E11216	Cartridge	pCi	Iodine-131	8.92E+01	8.01E+01	1.11	Acceptable
EZA	2nd/2015	08/06/15	E11217	Milk	pCi/L	Strontium-89	9.13E+01	9.26E+01	1.11	Acceptable
EZA	2nd/2015	08/06/15	E11217	Milk	pCi/L	Strontium-90	1.16E+01	1.27E+01	0.91	Acceptable
EZA	2nd/2015	08/06/15	E11218	Milk	pCi/L	Iodine-131	1.05E+02	9.59E+01	1.10	Acceptable
EZA	2nd/2015	08/06/15	E11218	Milk	pCi/L	Cerium-141	2.70E+00	Not Pres.	-	Acceptable
EZA	2nd/2015	08/06/15	E11218	Milk	pCi/L	Chromium-51	2.70E+02	2.76E+02	0.98	Acceptable
EZA	2nd/2015	08/06/15	E11218	Milk	pCi/L	Cesium-134	1.46E+02	1.63E+02	0.90	Acceptable
EZA	2nd/2015	08/06/15	E11218	Milk	pCi/L	Cesium-137	1.31E+02	1.25E+02	1.05	Acceptable
EZA	2nd/2015	08/06/15	E11218	Milk	pCi/L	Cobalt-58	7.18E+01	6.84E+01	1.05	Acceptable
EZA	2nd/2015	08/06/15	E11218	Milk	pCi/L	Manganese- 54	1.02E+02	1.01E+02	1.01	Acceptable
EZA	2nd/2015	08/06/15	E11218	Milk	pCi/L	Iron-59	1.51E+02	1.51E+02	1.00	Acceptable
EZA	2nd/2015	08/06/15	E11218	Milk	pCi/L	Zinc-65	2.63E+02	2.48E+02	1.06	Acceptable
EZA	2nd/2015	08/06/15	E11218	Milk	pCi/L	Cobalt-60	1.96E+02	1.93E+02	1.02	Acceptable
EZA	2nd/2015	08/06/15	E11219	Water	pCi/L	Iodine-131	9.53E+01	9.34E+01	1.02	Acceptable
EZA	2nd/2015	08/06/15	E11219	Water	pCi/L	Cerium-141	1.24E-01	Not Pres.	-	Acceptable
EZA	2nd/2015	08/06/15	E11219	Water	pCi/L	Chromium-51	3.47E+02	2.93E+02	1.18	Acceptable
EZA	2nd/2015	08/06/15	E11219	Water	pCi/L	Cesium-134	1.63E+02	1.73E+02	0.94	Acceptable
EZA	2nd/2015	08/06/15	E11219	Water	pCi/L	Cesium-137	1.34E+02	1.33E+02	1.01	Acceptable
EZA	2nd/2015	08/06/15	E11219	Water	pCi/L	Cobalt-58	7.21E+01	7.26E+01	0.99	Acceptable
EZA	2nd/2015	08/06/15	E11219	Water	pCi/L	Manganese- 54	1.17E+02	1.07E+02	1.10	Acceptable
EZA	2nd/2015	08/06/15	E11219	Water	pCi/L	Iron-59	1.76E+02	1.61E+02	1.09	Acceptable
EZA	2nd/2015	08/06/15	E11219	Water	pCi/L	Zinc-65	2.85E+02	2.64E+02	1.08	Acceptable
EZA	2nd/2015	08/06/15	E11219	Water	pCi/L	Cobalt-60	2.10E+02	2.05E+02	1.03	Acceptable
ERA	3rd / 2015	08/25/15	RAD - 102	Water	pCi/L	Barium-133	63.9	64.7	53.9-71.2	Acceptable
ERA	3rd / 2015	08/25/15	RAD - 102	Water	pCi/L	Cesium-134	45.2	50.1	40.3-55.1	Acceptable
ERA	3rd / 2015	08/25/15	RAD - 102	Water	pCi/L	Cesium-137	90.5	89.9	80.8-101	Acceptable

PT Provider	Quarter / Year	Report Received Date	Sample Number	Sample Media	Unit	Analyte / Nuclide	GEL Value	Known value	Acceptance Range/ Ratio	Evaluation
ERA	3rd / 2015	08/25/15	RAD - 102	Water	pCi/L	Cobalt-60	58.7	59.9	53.9-68.4	Acceptable
ERA	3rd / 2015	08/25/15	RAD - 102	Water	pCi/L	Zinc-65	282	265	238-310	Acceptable
ERA	3rd / 2015	08/25/15	RAD - 102	Water	pCi/L	Gross Alpha	37.1	34.5	17.7-44.5	Acceptable
ERA	3rd / 2015	08/25/15	RAD - 102	Water	pCi/L	Gross Beta	26.2	25.1	15.6-33.1	Acceptable
ERA	3rd / 2015	08/25/15	RAD - 102	Water	pCi/L	Gross Alpha	35.3	34.5	17.7-44.5	Acceptable
ERA	3rd / 2015	08/25/15	RAD - 102	Water	pCi/L	Radium-226	15.9	15.2	11.3-17.4	Acceptable
ERA	3rd / 2015	08/25/15	RAD - 102	Water	pCi/L	Radium-226	15.7	15.2	11.3-17.4	Acceptable
ERA	3rd / 2015	08/25/15	RAD - 102	Water	pCi/L	Radium-226	15.1	15.2	11.3-17.4	Acceptable
ERA	3rd / 2015	08/25/15	RAD - 102	Water	pCi/L	Radium-228	5.31	5.12	3.13-6.95	Acceptable
ERA	3rd / 2015	08/25/15	RAD - 102	Water	pCi/L	Radium-228	5.14	5.12	3.13-6.95	Acceptable
ERA	3rd / 2015	08/25/15	RAD - 102	Water	pCi/L	Uranium (Nat)	24.2	24	19.3-27.0	Acceptable
ERA	3rd / 2015	08/25/15	RAD - 102	Water	ug/L	Uranium (Nat) mass	37.9	35	28.1-39.4	Acceptable
ERA	3rd / 2015	08/25/15	RAD - 102	Water	pCi/L	Uranium (Nat)	23.4	24	19.3-27.0	Acceptable
ERA	3rd / 2015	08/25/15	RAD - 102	Water	ug/L	Uranium (Nat) mass	34.9	35	28.1-39.4	Acceptable
ERA	3rd / 2015	08/25/15	RAD - 102	Water	pCi/L	Tritium	14500	15600	13600-17200	Acceptable
ERA	3rd / 2015	08/25/15	RAD - 102	Water	pCi/L	Strontium-89	24.1	42.1	32.3-49.2	Not Acceptable
ERA	3rd / 2015	08/25/15	RAD - 102	Water	pCi/L	Strontium-90	27.7	26.8	19.4-31.2	Acceptable
ERA	3rd / 2015	08/25/15	RAD - 102	Water	pCi/L	Iodine-131	24.7	25.7	21.3-30.3	Acceptable
EZA	3rd/2015	11/15/15	E11310	Cartridge	pCi	Iodine-131	8.21E+01	8.15E+01	1.01	Acceptable
EZA	3rd/2015	11/15/15	E11311	Milk	pCi/L	Strontium-89	8.79E+01	9.91E+01	0.89	Acceptable
EZA	3rd/2015	11/15/15	E11311	Milk	pCi/L	Strontium-90	1.07E+01	1.64E+01	0.65	Acceptable
EZA	3rd/2015	11/15/15	E11312	Milk	pCi/L	Iodine-131	9.61E+01	9.99E+01	0.96	Acceptable
EZA	3rd/2015	11/15/15	E11312	Milk	pCi/L	Cerium-141	2.15E+02	2.13E+02	1.01	Acceptable
EZA	3rd/2015	11/15/15	E11312	Milk	pCi/L	Chromium-51	5.82E+02	5.38E+02	1.08	Acceptable
EZA	3rd/2015	11/15/15	E11312	Milk	pCi/L	Cesium-134	1.89E+02	2.12E+02	0.89	Acceptable
EZA	3rd/2015	11/15/15	E11312	Milk	pCi/L	Cesium-137	2.43E+02	2.55E+02	0.95	Acceptable
EZA	3rd/2015	11/15/15	E11312	Milk	pCi/L	Cobalt-58	2.50E+02	2.63E+02	0.95	Acceptable
EZA	3rd/2015	11/15/15	E11312	Milk	pCi/L	Manganese- 54	3.02E+02	2.90E+02	1.04	Acceptable
EZA	3rd/2015	11/15/15	E11312	Milk	pCi/L	Iron-59	2.30E+02	2.26E+02	1.02	Acceptable
EZA	3rd/2015	11/15/15	E11312	Milk	pCi/L	Zinc-65	3.62E+02	3.53E+02	1.02	Acceptable
EZA	3rd/2015	11/15/15	E11312	Milk	pCi/L	Cobalt-60	3.42E+02	3.30E+02	1.04	Acceptable
EZA	3rd/2015	11/15/15	E11313	Water	pCi/L	Iodine-131	1.00E+02	9.67E+01	1.03	Acceptable

PT Provider	Quarter / Year	Report Received Date	Sample Number	Sample Media	Unit	Analyte / Nuclide	GEL Value	Known value	Acceptance Range/ Ratio	Evaluation
EZA	3rd/2015	11/15/15	E11313	Water	pCi/L	Cerium-141	2.05E+02	1.99E+02	1.03	Acceptable
EZA	3rd/2015	11/15/15	E11313	Water	pCi/L	Chromium-51	5.42E+02	5.02E+02	1.08	Acceptable
EZA	3rd/2015	11/15/15	E11313	Water	pCi/L	Cesium-134	1.75E+02	1.98E+02	0.89	Acceptable
EZA	3rd/2015	11/15/15	E11313	Water	pCi/L	Cesium-137	2.40E+02	2.38E+02	1.01	Acceptable
EZA	3rd/2015	11/15/15	E11313	Water	pCi/L	Cobalt-58	2.45E+02	2.46E+02	1.00	Acceptable
EZA	3rd/2015	11/15/15	E11313	Water	pCi/L	Manganese-54	2.88E+02	2.71E+02	1.06	Acceptable
EZA	3rd/2015	11/15/15	E11313	Water	pCi/L	Iron-59	2.31E+02	2.11E+02	1.10	Acceptable
EZA	3rd/2015	11/15/15	E11313	Water	pCi/L	Zinc-65	3.75E+02	3.30E+02	1.14	Acceptable
EZA	3rd/2015	11/15/15	E11313	Water	pCi/L	Cobalt-60	3.11E+02	3.08E+02	1.01	Acceptable
MAPEP	4th /2015	12/03/15	MAPEP-15-GrF33	Filter	Bq/sample	Gross Alpha	0.999	0.900	0.27-1.53	Acceptable
MAPEP	4th /2015	12/03/15	MAPEP-15-GrF33	Filter	Bq/sample	Gross Beta	1.570	1.560	0.78-2.34	Acceptable
MAPEP	4th /2015	12/03/15	MAPEP-15-MaS33	Soil	Bq/Kg	Americium-241	61.7	49.5	34.7-64.4	Warning
MAPEP	4th /2015	12/03/15	MAPEP-15-MaS33	Soil	Bq/Kg	Cesium-134	933	1010	707-1313	Acceptable
MAPEP	4th /2015	12/03/15	MAPEP-15-MaS33	Soil	Bq/Kg	Cesium-137	861.00	809	566-1052	Acceptable
MAPEP	4th /2015	12/03/15	MAPEP-15-MaS33	Soil	Bq/Kg	Cobalt-57	1240	1180	826-1534	Acceptable
MAPEP	4th /2015	12/03/15	MAPEP-15-MaS33	Soil	Bq/Kg	Cobalt-60	2.45	1.30	Sens. Eval.	Acceptable
MAPEP	4th /2015	12/03/15	MAPEP-15-MaS33	Soil	Bq/Kg	Iron-55	557	555	389-722	Acceptable
MAPEP	4th /2015	12/03/15	MAPEP-15-MaS33	Soil	Bq/Kg	Manganese-54	1450	1340	938-1742	Acceptable
MAPEP	4th /2015	12/03/15	MAPEP-15-MaS33	Soil	Bq/Kg	Nickel-63	625	682	477-887	Acceptable
MAPEP	4th /2015	12/03/15	MAPEP-15-MaS33	Soil	Bq/Kg	Plutonium-238	100.00	97.50	68.3-126.8	Acceptable
MAPEP	4th /2015	12/03/15	MAPEP-15-MaS33	Soil	Bq/Kg	Plutonium-239/240	76.7	80.4	56.3-104.5	Acceptable
MAPEP	4th /2015	12/03/15	MAPEP-15-MaS33	Soil	Bq/Kg	Potassium-40	687	599	419-779	Acceptable
MAPEP	4th /2015	12/03/15	MAPEP-15-MaS33	Soil	Bq/Kg	Strontium-90	403	425	298-553	Acceptable
MAPEP	4th /2015	12/03/15	MAPEP-15-MaS33	Soil	Bq/Kg	Technetium-99	639	631	442-820	Acceptable
MAPEP	4th /2015	12/03/15	MAPEP-15-MaS33	Soil	Bq/Kg	U-234/233	59	56	39-73	Acceptable
MAPEP	4th /2015	12/03/15	MAPEP-15-MaS33	Soil	Bq/Kg	Uranium-238	208	220	154-286	Acceptable
MAPEP	4th /2015	12/03/15	MAPEP-15-MaS33	Soil	Bq/Kg	Zinc-65	761.0	662	463-861	Acceptable
MAPEP	4th /2015	12/03/15	MAPEP-15-MaW33	Water	Bq/L	Americium-241	1.030	1.055	0.739-1.372	Acceptable
MAPEP	4th /2015	12/03/15	MAPEP-15-MaW33	Water	Bq/L	Cesium-134	21.20	23.1	16.2-30.0	Acceptable
MAPEP	4th /2015	12/03/15	MAPEP-15-MaW33	Water	Bq/L	Cesium-137	0.00355		False Pos Test	Acceptable

PT Provider	Quarter / Year	Report Received Date	Sample Number	Sample Media	Unit	Analyte / Nuclide	GEL Value	Known value	Acceptance Range/ Ratio	Evaluation
MAPEP	4th /2015	12/03/15	MAPEP-15-MaW33	Water	Bq/L	Cobalt-57	21	20.8	14.6-27.0	Acceptable
MAPEP	4th /2015	12/03/15	MAPEP-15-MaW33	Water	Bq/L	Cobalt-60	17.5	17.1	12.0-22.2	Acceptable
MAPEP	4th /2015	12/03/15	MAPEP-15-MaW33	Water	Bq/L	Hydrogen-3	212	216	151-281	Acceptable
MAPEP	4th /2015	12/03/15	MAPEP-15-MaW33	Water	Bq/L	Iron-55	12.7	13.1	9.2-17.0	Acceptable
MAPEP	4th /2015	12/03/15	MAPEP-15-MaW33	Water	Bq/L	Manganese-54	15.9	15.6	10.9-20.3	Acceptable
MAPEP	4th /2015	12/03/15	MAPEP-15-MaW33	Water	Bq/L	Nickel-63	8.7	8.6	5.99-11.12	Acceptable
MAPEP	4th /2015	12/03/15	MAPEP-15-MaW33	Water	Bq/L	Plutonium-238	0.607	0.681	0.477-0.885	Acceptable
MAPEP	4th /2015	12/03/15	MAPEP-15-MaW33	Water	Bq/L	Plutonium-239/240	0.843	0.900	0.630-1.170	Acceptable
MAPEP	4th /2015	12/03/15	MAPEP-15-MaW33	Water	Bq/L	Potassium-40	210	214	150-278	Acceptable
MAPEP	4th /2015	12/03/15	MAPEP-15-MaW33	Water	Bq/L	Strontium-90	4.06	4.80	3.36-6.24	Acceptable
MAPEP	4th /2015	12/03/15	MAPEP-15-MaW33	Water	Bq/L	Technetium-99	7.27	7.19	5.03-9.35	Acceptable
MAPEP	4th /2015	12/03/15	MAPEP-15-MaW33	Water	Bq/L	Uranium-234/233	1.130	1.140	0.80-1.48	Acceptable
MAPEP	4th /2015	12/03/15	MAPEP-15-MaW33	Water	Bq/L	Uranium-238	1.180	1.180	0.83-1.53	Acceptable
MAPEP	4th /2015	12/03/15	MAPEP-15-MaW33	Water	Bq/L	Zinc-65	14.7	13.9	9.7-18.1	Acceptable
MAPEP	4th /2015	12/03/15	MAPEP-15-GrW33	Water	Bq/L	Gross Alpha	0.425	0.429	0.129-0.729	Acceptable
MAPEP	4th /2015	12/03/15	MAPEP-15-GrW33	Water	Bq/L	Gross Beta	3.59	3.52	1.76-5.28	Acceptable
MAPEP	4th /2015	12/03/15	MAPEP-15-GrF33	Filter	ug/sample	Uranium-235	0.0769	0.086	0.060-0.112	Acceptable
MAPEP	4th /2015	12/03/15	MAPEP-15-GrF33	Filter	ug/sample	Uranium-238	11.2	11.9	8.3-15.5	Acceptable
MAPEP	4th /2015	12/03/15	MAPEP-15-RdF33	Filter	ug/sample	Uranium-Total	11.30	12.0	8.4-15.6	Acceptable
MAPEP	4th /2015	12/03/15	MAPEP-15-RdF33	Filter	ug/sample	Americium-241	0.1550	0.147	0.103-0.191	Acceptable
MAPEP	4th /2015	12/03/15	MAPEP-15-RdF33	Filter	Bq/sample	Cesium-134	2.2900	2.45	1.72-3.19	Acceptable
MAPEP	4th /2015	12/03/15	MAPEP-15-RdF33	Filter	Bq/sample	Cesium-137	1.940	1.96	1.37-2.55	Acceptable
MAPEP	4th /2015	12/03/15	MAPEP-15-RdF33	Filter	Bq/sample	Cobalt-57	2.870	2.74	1.92-3.56	Acceptable
MAPEP	4th /2015	12/03/15	MAPEP-15-RdF33	Filter	Bq/sample	Cobalt-60	1.800	1.71	1.20-2.22	Acceptable
MAPEP	4th /2015	12/03/15	MAPEP-15-RdF33	Filter	Bq/sample	Manganese-54	22.200	2.11	1.48-2.74	Acceptable
MAPEP	4th /2015	12/03/15	MAPEP-15-RdF33	Filter	Bq/sample	Plutonium-238	0.099	0.104	0.073-0.135	Acceptable
MAPEP	4th /2015	12/03/15	MAPEP-15-RdF33	Filter	Bq/sample	Plutonium-239/240	0.004	0.0025	Sens. Eval.	Acceptable
MAPEP	4th /2015	12/03/15	MAPEP-15-RdF33	Filter	Bq/sample	Strontium-90	2.090	2.18	1.53-2.83	Acceptable
MAPEP	4th /2015	12/03/15	MAPEP-15-RdF33	Filter	Bq/sample	Uranium-	0.153	0.143	0.100-0.186	Acceptable

PT Provider	Quarter / Year	Report Received Date	Sample Number	Sample Media	Unit	Analyte / Nuclide	GEL Value	Known value	Acceptance Range/ Ratio	Evaluation
						234/233				
MAPEP	4th /2015	12/03/15	MAPEP-15-RdF33	Filter	Bq/sample	Uranium-238	0.159	0.148	0.104-0.192	Acceptable
MAPEP	4th /2015	12/03/15	MAPEP-15-RdF33	Filter	Bq/sample	Zinc-65	1.560	1.32	0.92-1.72	Acceptable
MAPEP	4th /2015	12/03/15	MAPEP-15-RdV33	Vegetation	Bq/sample	Americium-241	0.128	0.11	0.076-0.140	Acceptable
MAPEP	4th /2015	12/03/15	MAPEP-15-RdV33	Vegetation	Bq/sample	Cesium-134	5.180	5.80	4.06-7.54	Acceptable
MAPEP	4th /2015	12/03/15	MAPEP-15-RdV33	Vegetation	Bq/sample	Cesium-137	0.0326		False Pos Test	Acceptable
MAPEP	4th /2015	12/03/15	MAPEP-15-RdV33	Vegetation	Bq/sample	Cobalt-57	6.980	6.62	4.63-8.61	Acceptable
MAPEP	4th /2015	12/03/15	MAPEP-15-RdV33	Vegetation	Bq/sample	Cobalt-60	4.810	4.56	3.19-5.93	Acceptable
MAPEP	4th /2015	12/03/15	MAPEP-15-RdV33	Vegetation	Bq/sample	Manganese-54	7.840	7.68	5.38-9.98	Acceptable
MAPEP	4th /2015	12/03/15	MAPEP-15-RdV33	Vegetation	Bq/sample	Plutonium-238	0.000495	0.0007	Sens. Eval.	Acceptable
MAPEP	4th /2015	12/03/15	MAPEP-15-RdV33	Vegetation	Bq/sample	Plutonium-239/240	0.0654	0.077	0.054-0.100	Acceptable
MAPEP	4th /2015	12/03/15	MAPEP-15-RdV33	Vegetation	Bq/sample	Strontium-90	1.090	1.30	0.91-1.69	Acceptable
MAPEP	4th /2015	12/03/15	MAPEP-15-RdV33	Vegetation	Bq/sample	Uranium-234/233	0.192	0.162	0.113-0.211	Acceptable
MAPEP	4th /2015	12/03/15	MAPEP-15-RdV33	Vegetation	Bq/sample	Uranium-238	0.192	0.168	0.118-0.218	Acceptable
MAPEP	4th /2015	12/03/15	MAPEP-15-RdV33	Vegetation	Bq/sample	Zinc-65	6.120	5.46	3.82-7.10	Acceptable
MAPEP	4th /2015	12/03/15	MAPEP-15-RdF33	Filter	Bq/sample	Gross Alpha	0.999	0.900	0.27-1.53	Acceptable
MAPEP	4th /2015	12/03/15	MAPEP-15-RdF33	Filter	Bq/sample	Gross Beta	1.57	1.56	0.78-2.34	Acceptable
MAPEP	4th /2015	12/03/15	MAPEP-15-SrF-33	Filter	Bq/sample	Strontium-89	3.313	3.98	2.79-5.17	Acceptable
MAPEP	4th /2015	12/03/15	MAPEP-15-SrF-33	Filter	Bq/sample	Strontium-90	0.862	1.05	0.74-1.37	Acceptable
ERA	3rd / 2015	11/24/15	MRAD-23	Soil	pCi/kg	Actinium-228	1220	1240	795-1720	Acceptable
ERA	3rd / 2015	11/24/15	MRAD-23	Soil	pCi/kg	Americium-241	667	539	315-700	Acceptable
ERA	3rd / 2015	11/24/15	MRAD-23	Soil	pCi/kg	Bismuth-212	1240	1240	330-1820	Acceptable
ERA	3rd / 2015	11/24/15	MRAD-23	Soil	pCi/kg	Bismuth-214	1690	2660	1600-3830	Acceptable
ERA	3rd / 2015	11/24/15	MRAD-23	Soil	pCi/kg	Cesium-134	2250	2420	1580-2910	Acceptable
ERA	3rd / 2015	11/24/15	MRAD-23	Soil	pCi/kg	Cesium-137	5400	5120	3920-6590	Acceptable
ERA	3rd / 2015	11/24/15	MRAD-23	Soil	pCi/kg	Cobalt-60	4290	3900	2640-5370	Acceptable
ERA	3rd / 2015	11/24/15	MRAD-23	Soil	pCi/kg	Lead-212	1290	1240	812-1730	Acceptable
ERA	3rd / 2015	11/24/15	MRAD-23	Soil	pCi/kg	Lead-214	2090	2800	1630-4180	Acceptable
ERA	3rd / 2015	11/24/15	MRAD-23	Soil	pCi/kg	Manganese-54	<29.7	<1000	0-1000	Acceptable
ERA	3rd / 2015	11/24/15	MRAD-23	Soil	pCi/kg	Plutonium-238	934	864	519-1190	Acceptable

PT Provider	Quarter / Year	Report Received Date	Sample Number	Sample Media	Unit	Analyte / Nuclide	GEL Value	Known value	Acceptance Range/ Ratio	Evaluation
ERA	3rd / 2015	11/24/15	MRAD-23	Soil	pCi/kg	Plutonium-239	982	969	633-1340	Acceptable
ERA	3rd / 2015	11/24/15	MRAD-23	Soil	pCi/kg	Potassium-40	11700	10600	7740-14200	Acceptable
ERA	3rd / 2015	11/24/15	MRAD-23	Soil	pCi/kg	Strontium-90	7490	8820	3360-13900	Acceptable
ERA	3rd / 2015	11/24/15	MRAD-23	Soil	pCi/kg	Thorium-234	3760	3330	1050-6260	Acceptable
ERA	3rd / 2015	11/24/15	MRAD-23	Soil	pCi/kg	Zinc-65	4610	3620	2880-4810	Acceptable
ERA	3rd / 2015	11/24/15	MRAD-23	Soil	pCi/kg	Uranium-234	2659	3360	2050-4310	Acceptable
ERA	3rd / 2015	11/24/15	MRAD-23	Soil	pCi/kg	Uranium-238	2831	3330	2060-4220	Acceptable
ERA	3rd / 2015	11/24/15	MRAD-23	Soil	pCi/kg	Uranium-Total	5490	6850	3720-9040	Acceptable
ERA	3rd / 2015	11/24/15	MRAD-23	Soil	ug/kg	Uranium-Total(mass)	8420	9990	5510-12600	Acceptable
ERA	3rd / 2015	11/24/15	MRAD-23	Soil	pCi/kg	Uranium-234	2970	3360	2050-4310	Acceptable
ERA	3rd / 2015	11/24/15	MRAD-23	Soil	pCi/kg	Uranium-238	3010	3330	2060-4220	Acceptable
ERA	3rd / 2015	11/24/15	MRAD-23	Soil	pCi/kg	Uranium-Total	6091	6850	3720-9040	Acceptable
ERA	3rd / 2015	11/24/15	MRAD-23	Soil	ug/kg	Uranium-Total(mass)	8990	9990	5510-12600	Acceptable
ERA	3rd / 2015	11/24/15	MRAD-23	Soil	ug/kg	Uranium-Total(mass)	8470	9990	5510-12600	Acceptable
ERA	3rd / 2015	11/24/15	MRAD-23	Vegetation	pCi/kg	Am-241	1780	1590	972-2110	Acceptable
ERA	3rd / 2015	11/24/15	MRAD-23	Vegetation	pCi/kg	Cesium-134	652	748	481-972	Acceptable
ERA	3rd / 2015	11/24/15	MRAD-23	Vegetation	pCi/kg	Cesium-137	1140	1230	892-1710	Acceptable
ERA	3rd / 2015	11/24/15	MRAD-23	Vegetation	pCi/kg	Cobalt-60	1870	1930	1330-2700	Acceptable
ERA	3rd / 2015	11/24/15	MRAD-23	Vegetation	pCi/kg	Curium-244	2910	3230	1580-5030	Acceptable
ERA	3rd / 2015	11/24/15	MRAD-23	Vegetation	pCi/kg	Manganese-54	<45.2	<300	0-300	Acceptable
ERA	3rd / 2015	11/24/15	MRAD-23	Vegetation	pCi/kg	Plutonium-238	4720	3920	2340-5370	Acceptable
ERA	3rd / 2015	11/24/15	MRAD-23	Vegetation	pCi/kg	Plutonium-239	2630	2390	1470-3290	Acceptable
ERA	3rd / 2015	11/24/15	MRAD-23	Vegetation	pCi/kg	Potassium-40	31200	31000	22400-43500	Acceptable
ERA	3rd / 2015	11/24/15	MRAD-23	Vegetation	pCi/kg	Strontium-90	7590	7160	4080-9490	Acceptable
ERA	3rd / 2015	11/24/15	MRAD-23	Vegetation	pCi/kg	Uranium-234	4280	4010	2640-5150	Acceptable
ERA	3rd / 2015	11/24/15	MRAD-23	Vegetation	pCi/kg	Uranium-238	4620	3970	2650-5040	Acceptable
ERA	3rd / 2015	11/24/15	MRAD-23	Vegetation	pCi/kg	Uranium-Total	9155	8160	5530-10200	Acceptable
ERA	3rd / 2015	11/24/15	MRAD-23	Vegetation	ug/kg	Uranium-Total(mass)	13900	11900	3540-6710	Acceptable

PT Provider	Quarter / Year	Report Received Date	Sample Number	Sample Media	Unit	Analyte / Nuclide	GEL Value	Known value	Acceptance Range/ Ratio	Evaluation
ERA	3rd / 2015	11/24/15	MRAD-23	Vegetation	ug/kg	Uranium- Total(mass)	13100	11900	7970-15100	Acceptable
ERA	3rd / 2015	11/24/15	MRAD-23	Vegetation	pCi/kg	Zinc-65	1530	1540	1110-2160	Acceptable
ERA	3rd / 2015	11/24/15	MRAD-23	Filter	pCi/Filter	Americium- 241	35.1	36.8	22.7-49.8	Acceptable
ERA	3rd / 2015	11/24/15	MRAD-23	Filter	pCi/Filter	Cesium-134	315	349.0	222-433	Acceptable
ERA	3rd / 2015	11/24/15	MRAD-23	Filter	pCi/Filter	Cesium-137	598	613	461-805	Acceptable
ERA	3rd / 2015	11/24/15	MRAD-23	Filter	pCi/Filter	Cobalt-60	509	521	403-651	Acceptable
ERA	3rd / 2015	11/24/15	MRAD-23	Filter	pCi/Filter	Iron-55	546	595.0	184-1160	Acceptable
ERA	3rd / 2015	11/24/15	MRAD-23	Filter	pCi/Filter	Manganese- 54	<4.53	<50	0.00-50.0	Acceptable
ERA	3rd / 2015	11/24/15	MRAD-23	Filter	ug/Filter	Plutonium- 238	43.6	42.6	29.2-56.0	Acceptable
ERA	3rd / 2015	11/24/15	MRAD-23	Filter	pCi/Filter	Plutonium- 239	63.6	63.8	46.2-83.4	Acceptable
ERA	3rd / 2015	11/24/15	MRAD-23	Filter	pCi/Filter	Strontium-90	37.1	45.7	22.3-68.5	Acceptable
ERA	3rd / 2015	11/24/15	MRAD-23	Filter	pCi/Filter	Uranium-234	38.4	43.0	26.7-64.8	Acceptable
ERA	3rd / 2015	11/24/15	MRAD-23	Filter	pCi/Filter	Uranium-238	39.3	42.7	27.6-59.0	Acceptable
ERA	3rd / 2015	11/24/15	MRAD-23	Filter	pCi/Filter	Uranium- Total	80.1	87.7	48.6-133	Acceptable
ERA	3rd / 2015	11/24/15	MRAD-23	Filter	ug/Filter	Uranium- Total(mass)	118	128	81.9-180	Acceptable
ERA	3rd / 2015	11/24/15	MRAD-23	Filter	pCi/Filter	Zinc-65	727	685	491-946	Acceptable
ERA	3rd / 2015	11/24/15	MRAD-23	Filter	pCi/Filter	Uranium-234	45.7	43.0	26.7-64.8	Acceptable
ERA	3rd / 2015	11/24/15	MRAD-23	Filter	pCi/Filter	Uranium-238	43.4	42.7	27.6-59.0	Acceptable
ERA	3rd / 2015	11/24/15	MRAD-23	Filter	pCi/Filter	Uranium- Total	91.1	87.7	48.6-133	Acceptable
ERA	3rd / 2015	11/24/15	MRAD-23	Filter	ug/Filter	Uranium- Total(mass)	130	128	81.9-180	Acceptable
ERA	3rd / 2015	11/24/15	MRAD-23	Filter	ug/Filter	Uranium- Total(mass)	117	128	81.9-180	Acceptable
ERA	3rd / 2015	11/24/15	MRAD-23	Filter	pCi/Filter	Gross Alpha	98	77.3	25.9-120	Acceptable
ERA	3rd / 2015	11/24/15	MRAD-23	Filter	pCi/Filter	Gross Beta	52.2	41.3	26.1-60.2	Acceptable
ERA	3rd / 2015	11/24/15	MRAD-23	Water	pCi/L	Americium- 241	114	113	76.1-152	Acceptable
ERA	3rd / 2015	11/24/15	MRAD-23	Water	pCi/L	Cesium-134	702	759	557-872	Acceptable
ERA	3rd / 2015	11/24/15	MRAD-23	Water	pCi/L	Cesium-137	622	623	529-747	Acceptable
ERA	3rd / 2015	11/24/15	MRAD-23	Water	pCi/L	Cobalt-60	927	896	778-1050	Acceptable
ERA	3rd / 2015	11/24/15	MRAD-23	Water	pCi/L	Iron-55	196	212	126-288	Acceptable

PT Provider	Quarter / Year	Report Received Date	Sample Number	Sample Media	Unit	Analyte / Nuclide	GEL Value	Known value	Acceptance Range/ Ratio	Evaluation
ERA	3rd / 2015	11/24/15	MRAD-23	Water	pCi/L	Manganese-54	<6.14	<100	0.00-100	Acceptable
ERA	3rd / 2015	11/24/15	MRAD-23	Water	pCi/L	Plutonium-238	117	140	104-174	Acceptable
ERA	3rd / 2015	11/24/15	MRAD-23	Water	pCi/L	Plutonium-239	88.5	114	88.5-144	Acceptable
ERA	3rd / 2015	11/24/15	MRAD-23	Water	pCi/L	Strontium-90	505	544	354-719	Acceptable
ERA	3rd / 2015	11/24/15	MRAD-23	Water	pCi/L	Uranium-234	49.2	48.5	36.4-62.6	Acceptable
ERA	3rd / 2015	11/24/15	MRAD-23	Water	pCi/L	Uranium-238	49.7	48.1	36.7-59.0	Acceptable
ERA	3rd / 2015	11/24/15	MRAD-23	Water	pCi/L	Uranium-Total	98.9	98.9	72.7-128	Acceptable
ERA	3rd / 2015	11/24/15	MRAD-23	Water	ug/L	Uranium-Total(mass)	148	144	115-174	Acceptable
ERA	3rd / 2015	11/24/15	MRAD-23	Water	pCi/L	Zinc-65	786	712	594-898	Acceptable
ERA	3rd / 2015	11/24/15	MRAD-23	Water	pCi/L	Uranium-234	45.8	48.5	36.4-62.6	Acceptable
ERA	3rd / 2015	11/24/15	MRAD-23	Water	pCi/L	Uranium-238	44.4	48.1	36.7-59.0	Acceptable
ERA	3rd / 2015	11/24/15	MRAD-23	Water	pCi/L	Uranium-Total	92.8	98.9	72.7-128	Acceptable
ERA	3rd / 2015	11/24/15	MRAD-23	Water	ug/L	Uranium-Total(mass)	135.0	144.0	115-174	Acceptable
ERA	3rd / 2015	11/24/15	MRAD-23	Water	pCi/L	Uranium-234	49.5	48.5	36.4-62.6	Acceptable
ERA	3rd / 2015	11/24/15	MRAD-23	Water	pCi/L	Uranium-238	43.1	48.1	36.7-59.0	Acceptable
ERA	3rd / 2015	11/24/15	MRAD-23	Water	pCi/L	Uranium-Total	95	98.9	72.7-128	Acceptable
ERA	3rd / 2015	11/24/15	MRAD-23	Water	ug/L	Uranium-Total(mass)	129	144	115-174	Acceptable
ERA	3rd / 2015	11/24/15	MRAD-23	Water	ug/L	Uranium-Total(mass)	135	144	115-174	Acceptable
ERA	3rd / 2015	11/24/15	MRAD-23	Water	pCi/L	Gross Alpha	104.0	136	48.3-211	Acceptable
ERA	3rd / 2015	11/24/15	MRAD-23	Water	pCi/L	Gross Beta	61.6	53.7	30.7-79.6	Acceptable
ERA	3rd / 2015	11/24/15	MRAD-23	Water	pCi/L	Tritium	20500	21500	14400-30700	Acceptable
ERA	3rd / 2015	11/23/15	RAD - 103	Water	pCi/L	Strontium-89	42	35.7	26.7-42.5	Acceptable
ERA	3rd / 2015	11/23/15	RAD - 103	Water	pCi/L	Strontium-90	26.9	31.1	22.7-36.1	Acceptable
ERA	3rd / 2015	11/23/15	RAD - 103	Water	pCi/L	Strontium-89	41.8	35.7	26.7-42.5	Acceptable
ERA	3rd / 2015	11/23/15	RAD - 103	Water	pCi/L	Strontium-90	22	31.1	22.7-36.1	Not Acceptable
EZA	4th/2015	02/18/16	E11412	Cartridge	pCi	Iodine-131	7.73E+01	7.98E+01	0.97	Acceptable
EZA	4th/2015	02/18/16	E11413	Milk	pCi/L	Strontium-89	9.41E+01	8.68E+01	1.08	Acceptable
EZA	4th/2015	02/18/16	E11413	Milk	pCi/L	Strontium-90	9.74E+00	1.25E+01	0.78	Acceptable

PT Provider	Quarter / Year	Report Received Date	Sample Number	Sample Media	Unit	Analyte / Nuclide	GEL Value	Known value	Acceptance Range/ Ratio	Evaluation
EZA	4th/2015	02/18/16	E11414	Milk	pCi/L	Iodine-131	1.01E+02	9.12E+01	1.11	Acceptable
EZA	4th/2015	02/18/16	E11414	Milk	pCi/L	Cerium-141	1.36E+02	1.29E+02	1.06	Acceptable
EZA	4th/2015	02/18/16	E11414	Milk	pCi/L	Chromium-51	2.79E+02	2.81E+02	0.99	Acceptable
EZA	4th/2015	02/18/16	E11414	Milk	pCi/L	Cesium-134	1.45E+02	1.60E+02	0.91	Acceptable
EZA	4th/2015	02/18/16	E11414	Milk	pCi/L	Cesium-137	1.15E+02	1.15E+02	1.00	Acceptable
EZA	4th/2015	02/18/16	E11414	Milk	pCi/L	Cobalt-58	1.06E+02	1.10E+02	0.96	Acceptable
EZA	4th/2015	02/18/16	E11414	Milk	pCi/L	Manganese-54	1.53E+02	1.45E+02	1.06	Acceptable
EZA	4th/2015	02/18/16	E11414	Milk	pCi/L	Iron-59	1.19E+02	1.08E+02	1.10	Acceptable
EZA	4th/2015	02/18/16	E11414	Milk	pCi/L	Zinc-65	2.69E+02	2.48E+02	1.08	Acceptable
EZA	4th/2015	02/18/16	E11414	Milk	pCi/L	Cobalt-60	2.12E+02	2.13E+02	0.99	Acceptable
EZA	4th/2015	02/18/16	E11415	Water	pCi/L	Iodine-131	1.05E+02	9.26E+01	1.13	Acceptable
EZA	4th/2015	02/18/16	E11415	Water	pCi/L	Cerium-141	1.27E+02	1.12E+02	1.14	Acceptable
EZA	4th/2015	02/18/16	E11415	Water	pCi/L	Chromium-51	2.60E+02	2.44E+02	1.07	Acceptable
EZA	4th/2015	02/18/16	E11415	Water	pCi/L	Cesium-134	1.25E+02	1.39E+02	0.90	Acceptable
EZA	4th/2015	02/18/16	E11415	Water	pCi/L	Cesium-137	1.12E+02	9.95E+01	1.13	Acceptable
EZA	4th/2015	02/18/16	E11415	Water	pCi/L	Cobalt-58	9.73E+01	9.56E+01	1.02	Acceptable
EZA	4th/2015	02/18/16	E11415	Water	pCi/L	Manganese-54	1.41E+02	1.26E+02	1.12	Acceptable
EZA	4th/2015	02/18/16	E11415	Water	pCi/L	Iron-59	1.11E+02	9.34E+01	1.19	Acceptable
EZA	4th/2015	02/18/16	E11415	Water	pCi/L	Zinc-65	2.43E+02	2.15E+02	1.13	Acceptable
EZA	4th/2015	02/18/16	E11415	Water	pCi/L	Cobalt-60	1.92E+02	1.85E+02	1.04	Acceptable

Table 6.1-2
2015 ECKERT & ZIEGLER ANALYTICS PERFORMANCE EVALUATION RESULTS

Report Date	Sample Number	Sample Media	Unit	Analyte / Nuclide	GEL Value	Known value	Acceptance Range/ Ratio	Evaluation
03/10/15	E11057	Cartridge	pCi	Iodine-131	8.70E+01	9.89E+01	0.88	Acceptable
03/10/15	E11058	Milk	pCi/L	Strontium-89	9.09E+01	9.57E+01	0.95	Acceptable
03/10/15	E11058	Milk	pCi/L	Strontium-90	1.39E+01	1.56E+01	0.89	Acceptable
03/10/15	E11059	Milk	pCi/L	Iodine-131	9.34E+01	9.51E+01	0.98	Acceptable
03/10/15	E11059	Milk	pCi/L	Cerium-141	2.33E+02	2.19E+02	1.06	Acceptable
03/10/15	E11059	Milk	pCi/L	Cr-51	4.22E+02	4.06E+02	1.04	Acceptable
03/10/15	E11059	Milk	pCi/L	Cesium-134	1.50E+02	1.64E+02	0.91	Acceptable
03/10/15	E11059	Milk	pCi/L	Cesium-137	2.16E+02	1.98E+02	1.09	Acceptable
03/10/15	E11059	Milk	pCi/L	Cobalt-58	1.32E+02	1.30E+02	1.02	Acceptable
03/10/15	E11059	Milk	pCi/L	Mn-54	2.39E+02	2.25E+02	1.06	Acceptable
03/10/15	E11059	Milk	pCi/L	Iron-59	1.80E+02	1.75E+02	1.03	Acceptable
03/10/15	E11059	Milk	pCi/L	Zinc-65	3.32E+02	2.97E+02	1.12	Acceptable
03/10/15	E11059	Milk	pCi/L	Cobalt-60	2.49E+02	2.35E+02	1.06	Acceptable
03/10/15	E11060	Water	pCi/L	Iodine-131	1.11E+02	9.53E+01	1.16	Acceptable
03/10/15	E11060	Water	pCi/L	Cerium-141	3.02E+02	2.84E+02	1.06	Acceptable
03/10/15	E11060	Water	pCi/L	Cr-51	5.43E+02	5.26E+02	1.03	Acceptable
03/10/15	E11060	Water	pCi/L	Cesium-134	1.90E+02	2.13E+02	0.89	Acceptable
03/10/15	E11060	Water	pCi/L	Cesium-137	2.58E+02	2.57E+02	1.01	Acceptable
03/10/15	E11060	Water	pCi/L	Cobalt-58	1.73E+02	1.68E+02	1.03	Acceptable
03/10/15	E11060	Water	pCi/L	Mn-54	3.06E+02	2.92E+02	1.05	Acceptable
03/10/15	E11060	Water	pCi/L	Iron-59	2.51E+02	2.26E+02	1.11	Acceptable
03/10/15	E11060	Water	pCi/L	Zinc-65	4.20E+02	3.84E+02	1.09	Acceptable
03/10/15	E11060	Water	pCi/L	Cobalt-60	3.24E+02	3.04E+02	1.06	Acceptable
05/21/15	E11174	Cartridge	pCi	Iodine-131	8.01E+01	7.74E+01	1.03	Acceptable
05/21/15	E11175	Milk	pCi/L	Strontium-89	9.75E+01	1.05E+02	0.93	Acceptable
05/21/15	E11175	Milk	pCi/L	Strontium-90	1.10E+01	1.44E+01	0.77	Acceptable
05/21/15	E11176	Milk	pCi/L	Iodine-131	9.60E+01	9.75E+01	0.98	Acceptable
05/21/15	E11176	Milk	pCi/L	Cerium-141	2.13E+02	2.11E+02	1.01	Acceptable
05/21/15	E11176	Milk	pCi/L	Chromium-51	5.88E+02	5.55E+02	1.06	Acceptable
05/21/15	E11176	Milk	pCi/L	Cesium-134	1.71E+02	1.91E+02	0.9	Acceptable
05/21/15	E11176	Milk	pCi/L	Cesium-137	2.59E+02	2.53E+02	1.02	Acceptable
05/21/15	E11176	Milk	pCi/L	Cobalt-58	2.64E+02	2.72E+02	0.97	Acceptable

Report Date	Sample Number	Sample Media	Unit	Analyte / Nuclide	GEL Value	Known value	Acceptance Range/ Ratio	Evaluation
05/21/15	E11176	Milk	pCi/L	Manganese-54	2.43E+02	2.40E+02	1.01	Acceptable
05/21/15	E11176	Milk	pCi/L	Iron-59	3.14E+02	2.95E+02	1.06	Acceptable
05/21/15	E11176	Milk	pCi/L	Zinc-65	4.67E+02	4.53E+02	1.03	Acceptable
05/21/15	E11176	Milk	pCi/L	Cobalt-60	4.81E+02	4.98E+02	0.97	Acceptable
05/21/15	E11177	Water	pCi/L	Iodine-131	9.92E+01	9.67E+01	1.03	Acceptable
05/21/15	E11177	Water	pCi/L	Cerium-141	1.40E+02	1.39E+02	1.01	Acceptable
05/21/15	E11177	Water	pCi/L	Chromium-51	3.95E+02	3.66E+02	1.08	Acceptable
05/21/15	E11177	Water	pCi/L	Cesium-134	1.12E+02	1.26E+02	0.89	Acceptable
05/21/15	E11177	Water	pCi/L	Cesium-137	1.69E+02	1.67E+02	1.01	Acceptable
05/21/15	E11177	Water	pCi/L	Cobalt-58	1.78E+02	1.80E+02	0.99	Acceptable
05/21/15	E11177	Water	pCi/L	Manganese-54	1.66E+02	1.59E+02	1.05	Acceptable
05/21/15	E11177	Water	pCi/L	Iron-59	2.14E+02	1.95E+02	1.10	Acceptable
05/21/15	E11177	Water	pCi/L	Zinc-65	3.25E+02	2.99E+02	1.09	Acceptable
05/21/15	E11177	Water	pCi/L	Cobalt-60	3.23E+02	3.28E+02	0.98	Acceptable
08/06/15	E11216	Cartridge	pCi	Iodine-131	8.92E+01	8.01E+01	1.11	Acceptable
08/06/15	E11217	Milk	pCi/L	Strontium-89	9.13E+01	8.26E+01	1.11	Acceptable
08/06/15	E11217	Milk	pCi/L	Strontium-90	1.16E+01	1.27E+01	0.91	Acceptable
08/06/15	E11218	Milk	pCi/L	Iodine-131	1.05E+02	9.59E+01	1.10	Acceptable
08/06/15	E11218	Milk	pCi/L	Cerium-141	-2.70E+00	Not Pres.	-	Acceptable
08/06/15	E11218	Milk	pCi/L	Chromium-51	2.70E+02	2.76E+02	0.98	Acceptable
08/06/15	E11218	Milk	pCi/L	Cesium-134	1.46E+02	1.63E+02	0.90	Acceptable
08/06/15	E11218	Milk	pCi/L	Cesium-137	1.31E+02	1.25E+02	1.05	Acceptable
08/06/15	E11218	Milk	pCi/L	Cobalt-58	7.18E+01	6.84E+01	1.05	Acceptable
08/06/15	E11218	Milk	pCi/L	Manganese-54	1.02E+02	1.01E+02	1.01	Acceptable
08/06/15	E11218	Milk	pCi/L	Iron-59	1.51E+02	1.51E+02	1.00	Acceptable
08/06/15	E11218	Milk	pCi/L	Zinc-65	2.63E+02	2.48E+02	1.06	Acceptable
08/06/15	E11218	Milk	pCi/L	Cobalt-60	1.96E+02	1.93E+02	1.02	Acceptable
08/06/15	E11219	Water	pCi/L	Iodine-131	9.53E+01	9.34E+01	1.02	Acceptable
08/06/15	E11219	Water	pCi/L	Cerium-141	1.24E-01	Not Pres.	-	Acceptable
08/06/15	E11219	Water	pCi/L	Chromium-51	3.47E+02	2.93E+02	1.18	Acceptable
08/06/15	E11219	Water	pCi/L	Cesium-134	1.63E+02	1.73E+02	0.94	Acceptable
08/06/15	E11219	Water	pCi/L	Cesium-137	1.34E+02	1.33E+02	1.01	Acceptable
08/06/15	E11219	Water	pCi/L	Cobalt-58	7.21E+01	7.26E+01	0.99	Acceptable
08/06/15	E11219	Water	pCi/L	Manganese-54	1.17E+02	1.07E+02	1.10	Acceptable
08/06/15	E11219	Water	pCi/L	Iron-59	1.76E+02	1.61E+02	1.09	Acceptable

Report Date	Sample Number	Sample Media	Unit	Analyte / Nuclide	GEL Value	Known value	Acceptance Range/ Ratio	Evaluation
08/06/15	E11219	Water	pCi/L	Zinc-65	2.85E+02	2.64E+02	1.08	Acceptable
08/06/15	E11219	Water	pCi/L	Cobalt-60	2.10E+02	2.05E+02	1.03	Acceptable
11/15/15	E11310	Cartridge	pCi	Iodine-131	8.21E+01	8.15E+01	1.01	Acceptable
11/15/15	E11311	Milk	pCi/L	Strontium-89	8.79E+01	9.91E+01	0.89	Acceptable
11/15/15	E11311	Milk	pCi/L	Strontium-90	1.07E+01	1.64E+01	0.65	Acceptable
11/15/15	E11312	Milk	pCi/L	Iodine-131	9.61E+01	9.99E+01	0.96	Acceptable
11/15/15	E11312	Milk	pCi/L	Cerium-141	2.15E+02	2.13E+02	1.01	Acceptable
11/15/15	E11312	Milk	pCi/L	Chromium-51	5.82E+02	5.38E+02	1.08	Acceptable
11/15/15	E11312	Milk	pCi/L	Cesium-134	1.89E+02	2.12E+02	0.89	Acceptable
11/15/15	E11312	Milk	pCi/L	Cesium-137	2.43E+02	2.55E+02	0.95	Acceptable
11/15/15	E11312	Milk	pCi/L	Cobalt-58	2.50E+02	2.63E+02	0.95	Acceptable
11/15/15	E11312	Milk	pCi/L	Manganese-54	3.02E+02	2.90E+02	1.04	Acceptable
11/15/15	E11312	Milk	pCi/L	Iron-59	2.30E+02	2.26E+02	1.02	Acceptable
11/15/15	E11312	Milk	pCi/L	Zinc-65	3.62E+02	3.53E+02	1.02	Acceptable
11/15/15	E11312	Milk	pCi/L	Cobalt-60	3.42E+02	3.30E+02	1.04	Acceptable
11/15/15	E11313	Water	pCi/L	Iodine-131	1.00E+02	9.67E+01	1.03	Acceptable
11/15/15	E11313	Water	pCi/L	Cerium-141	2.05E+02	1.99E+02	1.03	Acceptable
11/15/15	E11313	Water	pCi/L	Chromium-51	5.42E+02	5.02E+02	1.08	Acceptable
11/15/15	E11313	Water	pCi/L	Cesium-134	1.75E+02	1.98E+02	0.89	Acceptable
11/15/15	E11313	Water	pCi/L	Cesium-137	2.40E+02	2.38E+02	1.01	Acceptable
11/15/15	E11313	Water	pCi/L	Cobalt-58	2.45E+02	2.46E+02	1.00	Acceptable
11/15/15	E11313	Water	pCi/L	Manganese-54	2.88E+02	2.71E+02	1.06	Acceptable
11/15/15	E11313	Water	pCi/L	Iron-59	2.31E+02	2.11E+02	1.10	Acceptable
11/15/15	E11313	Water	pCi/L	Zinc-65	3.75E+02	3.30E+02	1.14	Acceptable
11/15/15	E11313	Water	pCi/L	Cobalt-60	3.11E+02	3.08E+02	1.01	Acceptable
02/18/16	E11412	Cartridge	pCi	Iodine-131	7.73E+01	7.98E+01	0.97	Acceptable
02/18/16	E11413	Milk	pCi/L	Strontium-89	9.41E+01	8.61E+01	1.08	Acceptable
02/18/16	E11413	Milk	pCi/L	Strontium-90	9.74E+00	1.25E+01	0.78	Acceptable
02/18/16	E11414	Milk	pCi/L	Iodine-131	1.01E+02	9.12E+01	1.11	Acceptable
02/18/16	E11414	Milk	pCi/L	Cerium-141	1.36E+02	1.29E+02	1.06	Acceptable
02/18/16	E11414	Milk	pCi/L	Chromium-51	2.79E+02	2.81E+02	0.99	Acceptable
02/18/16	E11414	Milk	pCi/L	Cesium-134	1.45E+02	1.60E+02	0.91	Acceptable
02/18/16	E11414	Milk	pCi/L	Cesium-137	1.15E+02	1.15E+02	1.00	Acceptable
02/18/16	E11414	Milk	pCi/L	Cobalt-58	1.06E+02	1.10E+02	0.96	Acceptable
02/18/16	E11414	Milk	pCi/L	Manganese-54	1.53E+02	1.45E+02	1.06	Acceptable

Report Date	Sample Number	Sample Media	Unit	Analyte / Nuclide	GEL Value	Known value	Acceptance Range/ Ratio	Evaluation
02/18/16	E11414	Milk	pCi/L	Iron-59	1.19E+02	1.08E+02	1.10	Acceptable
02/18/16	E11414	Milk	pCi/L	Zinc-65	2.69E+02	2.48E+02	1.08	Acceptable
02/18/16	E11414	Milk	pCi/L	Cobalt-60	2.12E+02	2.13E+02	0.99	Acceptable
02/18/16	E11415	Water	pCi/L	Iodine-131	1.05E+02	9.26E+01	1.13	Acceptable
02/18/16	E11415	Water	pCi/L	Cerium-141	1.27E+02	1.12E+02	1.14	Acceptable
02/18/16	E11415	Water	pCi/L	Chromium-51	2.60E+02	2.44E+02	1.07	Acceptable
02/18/16	E11415	Water	pCi/L	Cesium-134	1.25E+02	1.39E+02	0.90	Acceptable
02/18/16	E11415	Water	pCi/L	Cesium-137	1.12E+02	9.95E+01	1.13	Acceptable
02/18/16	E11415	Water	pCi/L	Cobalt-58	9.73E+01	9.56E+01	1.02	Acceptable
02/18/16	E11415	Water	pCi/L	Manganese-54	1.41E+02	1.26E+02	1.12	Acceptable
02/18/16	E11415	Water	pCi/L	Iron-59	1.11E+02	9.34E+01	1.19	Acceptable
02/18/16	E11415	Water	pCi/L	Zinc-65	2.43E+02	2.15E+02	1.13	Acceptable
02/18/16	E11415	Water	pCi/L	Cobalt-60	1.92E+02	1.85E+02	1.04	Acceptable

Table 6.1-3
REMP INTRA-LABORATORY DATA SUMMARY: BIAS AND PRECISION BY MATRIX

REMP 2015	Bias Criteria (+ / - 25%)		Precision Criteria (Note 1)	
	WITHIN CRITERIA	OUTSIDE CRITERIA	WITHIN CRITERIA	OUTSIDE CRITERIA
MILK				
Gas Flow Sr 2nd count	41	0	44	0
Gas Flow Total Strontium	25	0	25	0
Gamma Spec Liquid RAD A-013 with Ba, La	59	0	117	0
SOLID				
Gamma Spec Solid RAD A-013	22	0	28	0
LSC Nickel 63	3	0	3	0
Gas Flow Sr 2nd count	6	0	6	0
Gas Flow Total Strontium	4	0	4	0
Gamma Spec Solid RAD A-013 with Ba, La	5	0	9	0
Gamma Spec Solid RAD A-013 with Iodine	6	0	6	0
FILTER				
Gas Flow Sr 2nd Count	5	0	5	0
Gross A & B	402	0	402	0
Gamma Spec Filter	42	0	51	0
LIQUID				
Alpha Spec Uranium	10	0	14	0
Tritium	212	0	213	0
LSC Iron-55	12	0	11	0
LSC Nickel 63	14	0	13	0
Gamma Spec Liquid RAD A-013	5	0	5	0
Alpha Spec Am243	4	0	4	0
Gamma Iodine-131	27	0	27	0
Alpha Spec Plutonium	18	0	18	0
Gas Flow Sr 2nd count	10	0	10	0
Alpha Spec Am241 Curium	19	0	19	0
Gas Flow Total Strontium	29	0	26	0
Gross Alpha Non Vol Beta	35	0	39	0
Gamma Spec Liquid RAD A-013 with Ba, La	65	0	158	0
Gamma Spec Liquid RAD A-013 with Iodine	31	0	32	0
TISSUE				
Gamma Spec Solid RAD A-013	35	0	36	0
Gas Flow Sr 2nd count	12	0	12	0

REMP 2015	Bias Criteria (+ / - 25%)		Precision Criteria (Note 1)	
Gas Flow Total Strontium	11	0	11	0
Gamma Spec Solid RAD A-013 with Iodine	12	0	12	0
SEA WATER				
LSC Iron-55	7	0	6	0
LSC Nickel 63	7	0	6	0
Gas Flow Total Strontium	4	0	4	0
Gross Alpha Non Vol Beta	3	0	3	0
Gamma Spec Liquid RAD A-013 with Iodine	8	0	8	0
VEGETATION				
Gas Flow Sr 2nd count	10	0	10	0
Gamma Spec Solid RAD A-013 with Iodine	79	0	86	0
AIR CHARCOAL				
Gamma Iodine 131 RAD A-013	529	0	577	0
Carbon-14 (Ascarite/Soda Lime Filter per Liter)	35	0	35	0
DRINKING WATER				
Tritium	51	0	50	0
LSC Iron-55	14	0	16	0
LSC Nickel 63	14	0	16	0
Gamma Iodine-131	31	0	32	0
Gas Flow Sr 2nd count	15	0	15	0
Gas Flow Total Strontium	17	0	18	0
Gross Alpha Non Vol Beta	76	0	73	0
Gamma Spec Liquid RAD A-013 with Ba, La	32	0	85	0
Total	2113	0	2400	0

Note 1: The RPD must be 20 percent or less, if both samples are greater than 5 times the MDC. If both results are less than 5 times MDC, then the RPD must be equal to or less than 100%. If one result is above the MDC and the other is below the MDC, then the RPD can be calculated using the MDC for the result of the one below the MDC. The RPD must be 100% or less. In the situation where both results are above the MDC but one result is greater than 5 times the MDC and the other is less than 5 times the MDC, the RPD must be less than or equal to 20%. If both results are below MDC, then the limits on % RPD are not applicable.

Table 6.1-4
ALL RADIOLOGICAL INTRA-LABORATORY DATA SUMMARY:
BIAS AND PRECISION BY MATRIX

Total 2015	Bias Criteria (+ / - 25%)		Precision Criteria (Note 1)	
	WITHIN CRITERIA	OUTSIDE CRITERIA	WITHIN CRITERIA	OUTSIDE CRITERIA
MILK				
Gamma Spec Liquid RAD A-013	6	0	6	0
Gamma Iodine-129	1	0	2	0
Gamma Iodine-131	25	0	119	0
Gas Flow Sr 2nd count	41	0	45	0
Gas Flow Strontium 90	6	0	6	0
Gas Flow Total Strontium	25	0	25	0
Gamma Spec Liquid RAD A-013 with Ba, La	59	0	117	0
Gamma Spec Liquid RAD A-013 with Iodine	6	0	6	0
SOLID				
Gamma Percent Leach	2	0	0	0
Gas Flow Radium 228	50	0	52	0
Tritium	268	0	301	0
Carbon-14	172	0	229	0
LSC Iron-55	143	0	155	0
Alpha Spec Polonium Solid	18	0	21	0
Gamma Nickel 59 RAD A-022	125	0	138	0
LSC Chlorine-36 in Solids	3	0	3	0
Gamma Spec Ra226 RAD A-013	40	0	48	0
Gamma Spec Solid RAD A-013	815	0	1016	0
LSC Nickel 63	184	0	189	0
LSC Plutonium	241	0	250	0
Technetium-99	328	0	360	0
ICP-MS Technetium-99 in Soil	22	0	17	0
LSC Selenium 79	9	0	11	0
Total Activity,	6	0	6	0
Tritium	3	0	3	0
Alpha Spec Am243	40	0	55	0
Gamma Iodine-129	145	0	158	0
Gas Flow Lead 210	4	0	3	0
Total Uranium KPA	5	0	6	0
Alpha Spec Uranium	326	0	448	0
LSC Promethium 147	6	0	7	0
LSC, Rapid Strontium 89 and 90	74	0	84	0

Total 2015	Bias Criteria (+ / - 25%)		Precision Criteria (Note 1)	
Alpha Spec Thorium	232	0	308	0
Gas Flow Radium 228	4	0	21	0
ICP-MS Uranium-233, 234 in Solid	46	0	45	0
Alpha Spec Plutonium	337	0	357	0
ICP-MS Technetium-99 Prep in Soil	27	0	17	0
Alpha Spec Neptunium	277	0	288	0
Alpha Spec Plutonium	163	0	190	0
Alpha Spec Radium 226	12	0	12	0
Gamma Spec Solid with Ra226, Ra228	3	0	3	0
Gas Flow Sr 2nd count	33	0	39	0
Gas Flow Strontium 90	270	0	284	0
Gas Flow Total Radium	0	0	1	0
Lucas Cell Radium 226	90	0	119	0
Total Activity Screen	21	0	25	0
Alpha Spec Am241 Curium	355	0	390	0
Alpha Spec Total Uranium	2	0	5	0
Gas Flow Total Strontium	56	0	59	0
ICP-MS Uranium-233, 234 Prep in Solid	43	0	43	0
ICP-MS Uranium-235, 236, 238 in Solid	56	0	48	0
Gamma Spec Solid RAD A-013 with Ba, La	5	0	9	0
Gamma Spec Solid RAD A-013 with Iodine	6	0	6	0
Organically Bound Tritium	4	0	4	0
GFC Chlorine-36 in Solids	2	0	2	0
Gamma Spec Solid RAD A-013 (pCi/Sample)	0	0	1	0
Tritium	13	0	13	0
Alpha Spec Am241 (pCi/Sample)	2	0	1	0
ICP-MS Uranium-234, 235, 236, 238 in Solid	55	0	44	0
ICP-MS Uranium-235, 236, 238 Prep in Solid	43	0	43	0
ICP-MS U-234, 235, 236, 238 Prep per sample	2	0	1	0
Alpha Spec Uranium	2	0	1	0
Gross Alpha/Beta	297	0	390	0
Alpha Spec Plutonium	1	0	1	0
Gas Flow Strontium 90	2	0	1	0
Gross Alpha/Beta (Americium Calibration) Solid	3	0	5	0
ICP-MS Uranium-234, 235, 236, 238 Prep in Solid	27	0	23	0

Total 2015	Bias Criteria (+ / - 25%)		Precision Criteria (Note 1)	
Lucas Cell Radium 226 by DOE HASL 300 Ra-04 Solid	3	0	3	0
FILTER				
Alpha Spec Uranium	11	0	19	0
Alpha Spec Polonium	0	0	8	0
Gamma I-131, filter	5	0	5	0
LSC Plutonium Filter	127	0	157	0
Tritium	109	0	185	0
Carbon-14	59	0	104	0
Nickel-63	0	0	17	0
LSC Iron-55	118	0	126	0
Gamma Nickel 59 RAD A-022	94	0	102	0
Gamma Spec Solid RAD A-013	2	0	2	0
LSC Nickel 63	111	0	118	0
Technetium-99	83	0	117	0
Gamma Spec Filter RAD A-013	229	0	260	0
LSC Selenium 79	0	0	2	0
Alphaspec Np Filter per Liter	12	0	20	0
Alphaspec Pu Filter per Liter	29	0	37	0
Gamma Iodine-125	5	0	0	0
Gamma Iodine-129	61	0	96	0
Alpha Spec Am243	18	0	23	0
Gas Flow Lead 210	0	0	5	0
LSC Plutonium Filter per Liter	9	0	14	0
Total Uranium KPA	9	0	16	0
Alpha Spec Uranium	55	0	141	0
LSC Promethium 147	5	0	5	0
LSC, Rapid Strontium 89 and 90	112	0	137	0
Alpha Spec Thorium	37	0	48	0
Alpha Spec Plutonium	90	0	127	0
Alpha Spec Neptunium	102	0	113	0
Alpha Spec Plutonium	106	0	129	0
Alpha Spec Polonium,(Filter/Liter)	0	0	9	0
Alpha Spec Radium 226	0	0	3	0
Alpha/Beta (Americium Calibration)	4	0	8	0
Gas Flow Sr 2nd Count	63	0	78	0
Gas Flow Strontium 90	72	0	87	0
Lucas Cell Radium-226	3	0	3	0
Alpha Spec Am241Curium	134	0	166	0
Gas Flow Total Strontium	5	0	7	0

Total 2015	Bias Criteria (+ / - 25%)		Precision Criteria (Note 1)	
ICP-MS Uranium-235, 236, 238 in Filter	0	0	3	0
Total Activity in Filter,	5	0	5	0
Alphaspec Am241 Curium Filter per Liter	20	0	24	0
Tritium	87	0	89	0
Gamma Spec Filter RAD A-013 Direct Count	8	0	8	0
Carbon-14	11	0	11	0
GFC Chlorine-36 in Filters PL	4	0	4	0
Direct Count-Gross Alpha/Beta	69	0	0	0
Gross Alpha/Beta	66	0	75	0
ICP-MS Uranium-234, 235, 236, 238 in Filter	0	0	10	0
ICP-MS Uranium-235, 236, 238 Prep in Filter	0	0	3	0
Alpha Spec U	19	0	42	0
Gross A & B	461	0	456	0
LSC Iron-55	3	0	13	0
Technetium-99	11	0	18	0
Gas Flow Sr-90	10	0	16	0
LSC Nickel 63	13	0	20	0
Gas Flow Pb-210	6	0	20	0
Gas Flow Ra-228	4	0	13	0
Gamma Iodine 129	7	0	7	0
ICP-MS Uranium-234, 235, 236, 238 Prep in Filter	0	0	5	0
Gamma Spec Filter	102	0	132	0
Lucas Cell Ra-226	11	0	21	0
Total Uranium KPA	2	0	4	0
Alpha Spec Thorium	15	0	22	0
LIQUID				
Alpha Spec Uranium	521	0	688	0
Alpha Spec Polonium	1	0	2	0
Electrolytic Tritium	21	0	36	0
Tritium	1292	0	1344	0
Carbon-14	163	0	191	0
Plutonium	65	0	79	0
Chlorine-36 in Liquids	3	0	3	0
Iodine-131	2	0	3	0
LSC Iron-55	225	0	285	0
Gamma Nickel 59 RAD A-022	26	0	30	0
Gamma Iodine 131 RAD A-013	1	0	2	0

Total 2015	Bias Criteria (+ / - 25%)		Precision Criteria (Note 1)	
Gamma Spec Solid RAD A-013	2	0	2	0
LSC Nickel 63	247	0	285	0
LSC Radon 222	15	0	16	0
Technetium-99	619	0	525	0
Gamma Spec Liquid RAD A-013	913	0	936	0
Alpha Spec Total U RAD A-011	66	0	65	0
LSC Selenium 79	9	0	9	0
Total Activity,	3	0	3	0
Alpha Spec Am243	25	0	28	0
Gamma Iodine-129	118	0	135	0
Gamma Iodine-131	27	0	27	0
ICP-MS Technetium-99 in Water	25	0	26	0
Gas Flow Lead 210	22	0	18	0
Total Uranium KPA	125	0	274	0
LSC Promethium 147	9	0	9	0
LSC, Rapid Strontium 89 and 90	16	0	18	0
Alpha Spec Polonium	2	0	2	0
Alpha Spec Thorium	225	0	254	0
Gas Flow Radium 228	274	0	317	0
Gas Flow Radium 228	42	0	43	0
Alpha Spec Plutonium	393	0	512	0
LSC Sulfur 35	5	0	5	0
Alpha Spec Neptunium	185	0	216	0
Alpha Spec Plutonium	41	0	60	0
Alpha Spec Radium 226	30	0	27	0
Gas Flow Sr 2nd count	218	0	233	0
Gas Flow Strontium 90	516	0	585	0
Gas Flow Total Radium	80	0	109	0
ICP-MS Technetium-99 Prep in Water	26	0	27	0
ICP-MS Uranium-233, 234 in Liquid	5	0	13	0
LSC Calcium 45	5	0	5	0
Lucas Cell Radium 226	380	0	404	0
Lucas Cell Radium-226	14	0	14	0
Total Activity Screen	6	0	11	0
Chlorine-36 in Liquids	11	0	14	0
Alpha Spec Am241 Curium	337	0	452	0
Gas Flow Total Strontium	138	0	141	0
Gross Alpha Non Vol Beta	1154	0	1379	0
LSC Phosphorus-32	3	0	3	0
ICP-MS Uranium-233, 234 Prep in Liquid	6	0	14	0

Total 2015	Bias Criteria (+ / - 25%)		Precision Criteria (Note 1)	
Tritium in Drinking Water by EPA 906.0	13	0	17	0
Gamma Spec Liquid RAD A-013 with Ba, La	65	0	158	0
Gamma Spec Liquid RAD A-013 with Iodine	144	0	138	0
Gas Flow Strontium 89 & 90	4	0	1	0
ICP-MS Uranium-235, 236, 238 in Liquid	10	0	13	0
Gas Flow Total Alpha Radium	6	0	4	0
Gross Alpha Co-precipitation	4	0	24	0
ICP-MS Uranium-235, 236, 238 Prep in Liquid	6	0	14	0
ICP-MS Uranium-234, 235, 236, 238 in Liquid	90	0	79	0
Gross Alpha Beta (Americium Calibration) Liquid	31	0	51	0
ICP-MS Uranium-234, 235, 236, 238 Prep in Liquid	57	0	55	0
Alpha/Beta (Americium Calibration) Drinking Water	24	0	20	0
TISSUE				
Carbon-14	4	0	4	0
Gamma Spec Solid RAD A-013	77	0	87	0
Tritium	1	0	1	0
Gas Flow Lead 210	1	0	1	0
Alpha Spec Uranium	5	0	11	0
Alpha Spec Thorium	1	0	1	0
Alpha Spec Plutonium	3	0	4	0
Gas Flow Sr 2nd count	12	0	12	0
Gas Flow Strontium 90	21	0	19	0
Gas Flow Total Strontium	11	0	11	0
Gamma Spec Solid RAD A-013 with Iodine	12	0	12	0
Gross Alpha/Beta	4	0	7	0
SEA WATER				
LSC Iron-55	7	0	6	0
LSC Nickel 63	7	0	6	0
Gas Flow Total Strontium	4	0	4	0
Gross Alpha Non Vol Beta	3	0	3	0
Gamma Spec Liquid RAD A-013 with Iodine	8	0	8	0
VEGETATION				
Carbon-14	5	0	6	0
Gamma Nickel 59 RAD A-022	1	0	1	0
Gamma Spec Solid RAD A-013	30	0	31	0

Total 2015	Bias Criteria (+ / - 25%)		Precision Criteria (Note 1)	
LSC Nickel 63	1	0	1	0
LSC Plutonium	1	0	1	0
Technetium-99	3	0	3	0
Tritium	12	0	12	0
Gamma Iodine-129	1	0	0	0
Gas Flow Lead 210	4	0	6	0
Total Uranium KPA	4	0	4	0
Alpha Spec Uranium	25	0	28	0
Alpha Spec Thorium	4	0	7	0
Alpha Spec Plutonium	14	0	13	0
Alpha Spec Neptunium	1	0	1	0
Alpha Spec Plutonium	1	0	1	0
Gas Flow Sr 2nd count	10	0	10	0
Gas Flow Strontium 90	21	0	19	0
Gas Flow Total Radium	3	0	5	0
Alpha Spec Am241 Curium	7	0	5	0
Gamma Spec Solid RAD A-013 with Iodine	79	0	86	0
Gamma Spec Solid RAD A-013 (pCi/Sample)	1	0	1	0
Alpha Spec Am241 (pCi/Sample)	2	0	2	0
ICP-MS Uranium-234, 235, 236, 238 in Solid	10	0	4	0
Alpha Spec Uranium	1	0	2	0
Gross Alpha/Beta	8	0	9	0
Alpha Spec Plutonium	1	0	2	0
Gas Flow Strontium 90	4	0	2	0
ICP-MS Uranium-234, 235, 236, 238 Prep in Solid	4	0	2	0
AIR CHARCOAL				
Gamma Iodine 131 RAD A-013	529	0	577	0
Gamma Iodine-129	14	0	8	0
Alpha Spec Uranium	0	0	3	0
Alpha Spec Plutonium	0	0	3	0
Alpha Spec Am241Curium	0	0	3	0
Carbon-14	16	0	16	0
Carbon-14 (Ascarite/Soda Lime Filter per Liter)	35	0	35	0
Gamma Iodine 129	17	0	17	0
Gamma Spec Filter	17	0	17	0
DRINKING WATER				
Alpha Spec Uranium	2	0	2	0
Alpha Spec Polonium	1	0	1	0

Total 2015	Bias Criteria (+ / - 25%)		Precision Criteria (Note 1)	
Tritium	54	0	53	0
Carbon-14	1	0	1	0
Iodine-131	11	0	11	0
LSC Iron-55	14	0	16	0
LSC Nickel 63	14	0	16	0
LSC Radon 222	13	0	13	0
Gamma Spec Liquid RAD A-013	31	0	88	0
Gamma Iodine-129	8	0	13	0
Gamma Iodine-131	31	0	32	0
Total Uranium KPA	9	0	26	0
Alpha Spec Thorium	1	0	1	0
Gas Flow Radium 228	1	0	0	0
Gas Flow Radium 228	29	0	30	0
Alpha Spec Plutonium	1	0	1	0
Gas Flow Sr 2nd count	15	0	15	0
Gas Flow Strontium 90	15	0	18	0
Lucas Cell Radium-226	58	0	70	0
Alpha Spec Am241 Curium	1	0	1	0
Gas Flow Total Strontium	17	0	18	0
Gross Alpha Non Vol Beta	313	0	247	0
Tritium in Drinking Water by EPA 906.0	50	0	72	0
Gamma Spec Liquid RAD A-013 with Ba, La	32	0	85	0
Gas Flow Strontium 89 & 90	23	0	16	0
Gross Alpha Co-precipitation	133	0	96	0
Alpha/Beta (Americium Calibration) Drinking Water	17	0	17	0
ECLS-R-GA NJ 48 Hr Rapid Gross Alpha	3	0	3	0
Total	19581	0	22758	0

Note 1: The RPD must be 20 percent or less, if both samples are greater than 5 times the MDC. If both results are less than 5 times MDC, then the RPD must be equal to or less than 100%. If one result is above the MDC and the other is below the MDC, then the RPD can be calculated using the MDC for the result of the one below the MDC. The RPD must be 100% or less. In the situation where both results are above the MDC but one result is greater than 5 times the MDC and the other is less than 5 times the MDC, the RPD must be less than or equal to 20%. If both results are below MDC, then the limits on % RPD are not applicable.

**Table 6.1-5
2015 CORRECTIVE ACTION REPORT SUMMARY**

CORRECTIVE ACTION ID# & PE FAILURE	DISPOSITION
<p>CARR150223-929</p> <p>ISO Documentation of PT Failures in RAD 100 for Cesium-137 and Radium-228.</p>	<p>Root Cause Analysis</p> <p>Cesium-137 (Cs-137) EPA 901.1, HASL 300 Ga-01, DOE 4.5.2.3 After a review of the data, an apparent reason for this discrepancy could not be determined. The following steps were taken to prove that this low bias was an isolated occurrence and that our overall process is within control.</p> <ol style="list-style-type: none"> 1. The batch quality control samples were reviewed and found to be compliant. The LCS recovered at 105%. 2. Laboratory control data were also reviewed for trends. None were noted. 3. The instrument calibrations were reviewed for biases that could have attributed to this failure. Biases were not noted. 4. A sample duplicate was also prepared and counted along with the reported result. The result fell within the method's acceptance range for duplicates. <p>Permanent Corrective/Preventive Actions or Improvements :</p> <p>The laboratory must assume unidentified random error caused the elevated bias because all quality control criteria were met for the batch. Additionally, a well characterized performance evaluation sample from another vendor was prepped and analyzed a few weeks after this sample. The lab will continue to monitor the recoveries of this parameters to ensure that there are no issues.</p> <p>A second PT was successfully analyzed for this matrix.</p> <p>Radium-228 (Ra-228) RAD Naturals LAB PBMS A-009 After a review of the data, an apparent reason for this discrepancy could not be determined. The following steps were taken to prove that this low bias was an isolated occurrence and that our overall process is within control.</p>

	<ol style="list-style-type: none"> 1. The batch quality control samples were reviewed and found to be compliant. The LCS recovered at 118%. 2. Laboratory control data were also reviewed for trends. None were noted. 3. The instrument calibrations were reviewed for biases that could have attributed to this failure. Biases were not noted. 4. A sample duplicate was also prepared and counted along with the reported result. The result fell within the method's acceptance limit for duplicates with than RER of 0.62. 5. Sample was also reanalyzed after the report was received and a result (4.94 pCi/L) that fell well within the acceptance range of the study was obtained. Changes were not made in the prep process for the reanalysis. <p>Permanent Corrective/Preventive Actions or Improvements :</p> <p>The laboratory must assume unidentified random error caused the elevated bias because all quality control criteria were met for the batch. The lab will continue to monitor the recoveries of this parameters to ensure that there are no issues.</p> <p>A second PT was successfully analyzed for this matrix.</p>
<p>CARR150519-954</p> <p>ISO Documentation of PT Failures in –MRAD-22 for Total Uranium in Vegetation by Alpha Spec</p>	<p>Root Cause Analysis Uranium – Total ASTM D5174-97 1997</p> <p>The cause of this failure was determined to be human error. The Uranium-Total (mass) result was inadvertently entered as the result for Uranium-Total (pCi/Kg). These results are hand entered into the PT provider's database.</p> <p>Permanent Corrective/Preventive Actions or Improvements :</p> <p>The laboratory is has implemented automatic upload capabilities for performance sample results using CSV files. An EDD-like file is created directly from Alpha Lims and uploaded onto the PT provider's website. This will eliminate manual data entry errors.</p> <p>A second PT was successfully analyzed for this matrix.</p>

<p>CARR150610-962</p> <p>ISO Documentation of PT Failures in RAD-101 for Iodine-131 in drinking water.</p>	<p>Root Cause Analysis of Iodine-131 (I-131)</p> <p>After a review of the data, an apparent reason for this discrepancy could not be determined. The following steps were taken to prove that this high bias was an isolated occurrence and that our overall process is within control.</p> <p>The batch quality control samples were reviewed and found to be compliant. The LCS recovered at 103%.</p> <p>Laboratory control data were also reviewed for trends. None were noted.</p> <p>The instrument calibrations were reviewed for positive biases that could have attributed to this failure. None were noted.</p> <p>Sample duplicates were also prepared and counted along with the reported result. All results fell within the method's acceptance range for duplicates.</p> <p>Permanent Corrective/Preventive Actions or Improvements</p> <p>The laboratory must assume an unidentified random error caused the high bias for this batch. While the LCS recovered outside to its acceptance range, the matrix spike (MS) recovery fell within both the acceptance range for the MS (80%-120%) and the acceptance range for the LCS (90%-110%).</p> <p>A second PT was successfully analyzed for this matrix.</p>
---	--

CARR150825-971

ISO Documentation of PT Failures in RAD-103 for Strontium-89 in drinking water.

**Root Cause Analysis of Strontium-89 (Sr-89)
EPA 905.0**

The laboratory concluded that an unidentified random error caused the low bias for this batch because all quality control samples fell well within their acceptance ranges. We have reviewed the ERA Sr 89/90's from 2013-2015 to see if there is any consistent issues. The failures in that time frame were both high and low bias failures and were not conducted by the same analyst. We have noticed that the failure came in the series run in the late summer whereas the ones in January/February have been acceptable. We also reviewed the instruments that were used to in the hopes that a preparation or calibration was not properly conducted, but our findings were inconclusive.

Because of the short half life of the Sr-89, the investigations have been post-failure review of the process and the data. In the same time frame, quarterly milk PT's have been run through a similar process (includes an additional column but the basic separation of Sr from daughter products is the same) with acceptable results.

Also, as a note, no procedural changes were made between the acceptable and failed results, ie., the laboratory analyzed the unacceptable PTs the same way we ran the acceptable samples. The lab will continue to monitor the recoveries of this radionuclide to ensure that there are no issues.

A second PT (RAD-104) was successfully analyzed for this matrix

CARR151130-993

ISO Documentation of PT Failures in RAD-102 for Strontium-90 in drinking water.

Root Cause Analysis of Strontium-90 (Sr-90)

After a review of the data, an apparent reason for this discrepancy could not be determined. The following steps were taken to prove that this high bias was an isolated occurrence and that our overall process is within control.

The batch quality control samples were reviewed and found to be compliant. The LCS recovered at within acceptance range.

Laboratory control data were also reviewed for trends. No trends were noted.

The instrument calibrations were reviewed for positive biases that could have attributed to this failure. None were noted.

Sample duplicates were also prepared and counted along with the reported result. All results fell within the method's acceptance range for duplicates.

Permanent Corrective/Preventive Actions or Improvements

The laboratory must assume an unidentified random error caused the high bias for this batch. While the LCS recovered outside to its acceptance range, the matrix spike (MS) recovery fell within both the acceptance range for the MS (80%-120%) and the acceptance range for the LCS (90%-110%).

6.2 Environmental TLD QA

Environmental dosimetry services for the reporting period of January – December, 2015 were provided through Stanford Dosimetry, with TLD processing by the Environmental Dosimetry Company (EDC), Sterling, Massachusetts. The TLD systems at the Environmental Dosimetry Company (EDC) are calibrated and operated to ensure consistent and accurate evaluation of TLDs. The quality of the dosimetric results reported to EDC clients is ensured by in-house performance testing and independent performance testing by EDC clients.

The purpose of the dosimetry quality assurance program is to provide performance documentation of the routine processing of EDC dosimeters. Performance testing provides a statistical measure of the bias and precision of dosimetry processing against a reliable standard, which in turn points out any trends or performance changes. Dosimetry quality control tests are performed on EDC Panasonic 814 Environmental dosimeters. These tests include: (1) the in-house testing program conducted by the EDC QA Officer and (2) independent test perform by EDC clients. In-house test are performed using six pairs of 814 dosimeters, a pair is reported as an individual result and six pairs are reported as the mean result.

Excluded from this report are instrumentation checks. Although instrumentation checks represent an important aspect of the quality assurance program, they are not included as process checks in this report. Instrumentation checks represent between 5-10% of the TLDs processed.

Table 6.2-1 provides a summary of individual dosimeter results evaluated against the EDC internal acceptance criteria for high-energy photons (Cs-137) only. The internal acceptance (tolerance) criteria for the Panasonic Environmental dosimeters are: $\pm 15\%$ for bias and $\pm 12.8\%$ for precision. During this period, 100% (72/72) of the individual dosimeters, evaluated against these criteria met the tolerance limits for accuracy and 100% (72/72) met the criterion for precision.

Table 6.2-2 provides the Bias + Standard deviation results for each group (N=6) of dosimeters evaluated against the internal tolerance criteria. Overall, 100% (12/12) of the dosimeter sets evaluated against the internal tolerance performance criteria met these criteria.

Table 6.2-3 presents the independent blind spike results for irradiated dosimeters provided by client utilities during this annual period. All results passed the performance acceptance criterion.

Table 6.2-4 presents the independent blind duplicate results for dosimeters co-located with field dosimeters provided by the client utility (Seabrook Station) during the annual period. All results passed the performance criteria of agreement to within 20% (within 3-sigma) of the field dosimeter.

TABLE 6.2-1

**PERCENTAGE OF INDIVIDUAL DOSIMETERS THAT PASSED EDC INTERNAL CRITERIA
JANUARY – DECEMBER 2015^{(1), (2)}**

Dosimeter Type	Number Tested	% Passed Bias Criteria	% Passed Precision Criteria
Panasonic Environmental	72	100	100

⁽¹⁾This table summarizes results of tests conducted by EDC.

⁽²⁾Environmental dosimeter results are free in air.

TABLE 6.2-2

**MEAN DOSIMETER ANALYSES (N=6)
JANUARY – DECEMBER 2015^{(1), (2)}**

Process Date	Exposure Level	Mean Bias %	Standard Deviation %	Tolerance Limit +/-15%
4/16/2015	55	4.5	1.1	Pass
4/28/2015	91	2.7	1.6	Pass
05/07/2015	48	0.3	1.3	Pass
7/22/2015	28	1.5	1.4	Pass
7/24/2015	106	2.9	1.8	Pass
8/06/2015	77	-3.3	1.3	Pass
10/30/2015	28	3.7	2.2	Pass
11/04/2015	63	2.5	1.0	Pass
11/22/2015	85	-2.9	1.7	Pass
1/27/2016	61	3.1	0.9	Pass
1/31/2016	112	2.2	1.3	Pass
2/05/2016	36	3.2	1.4	Pass

⁽¹⁾ This table summarizes results of tests conducted by EDC for TLDs issued in 2015.

⁽²⁾ Environmental dosimeter results are free in air.

**TABLE 6.2-3
SUMMARY OF INDEPENDENT BLIND SPIKE DOSIMETER TESTING
JANUARY – DECEMBER 2015^{(1), (2)}**

Issuance Period	Client	Mean Bias %	Standard Deviation %	Pass / Fail
1 st Qtr. 2015	Millstone	-6.5	2.9	Pass
2 nd Qtr. 2015	Millstone	-2.2	3.7	Pass
2 nd Qtr. 2015	Seabrook	1.4	0.9	Pass
3 rd Qtr. 2015	Millstone	-3.4	1.1	Pass
4 th Qtr. 2015	Millstone	-1.5	2.3	Pass
4 th Qtr. 2015	Seabrook	0.8	1.8	Pass

⁽¹⁾ Performance criterion is +/- 30%.

⁽²⁾ Blind spike irradiations using Cs-137

TABLE 6.2-4
SUMMARY OF INDEPENDENT BLIND DUPLICATE DOSIMETER TESTING
JANUARY – DECEMBER 2015⁽¹⁾

Issuance Period	Client	Number Tested	Mean Bias %	Standard Deviation %	% Passed Precision Criteria
1 st Qtr. 2015	Seabrook	12	0.7	3.1	100
2 nd Qtr. 2015	Seabrook	6	0.3	4.8	100
3 rd Qtr. 2015	Seabrook	12	-7.4	4.4	100
4 th Qtr. 2015	Seabrook	6	1.4	4.4	100

⁽¹⁾ Performance criterion is Bias % within $\pm 20\%$ for each test dosimeter.

7.0 Land Use Census

The Offsite Dose Calculation Manual (ODCM Control 9.2.1) requires that a Land Use Census be conducted annually to identify the location of the nearest residence, milk animal and nearest garden of greater than 50 square meters producing broad leaf vegetation in each of the 16 meteorological sectors within five miles of the plant. The 2015 census was completed in accordance with the requirements of the ODCM. In 2015, a global positioning system was used to determine locations in the off-site environs with respect to the center of the site (Unit 1 Containment).

The nearest resident, garden and milk animal locations identified in the 2015 Land Use Census and their distances are shown in Table 7.0-1. There were two sectors which had a new resident location different from last year's land use census. One residence was closer in the W sector and one further away in the N sector. There were six sectors which had a new nearest garden location different from last year's land use census. The new nearest garden locations were in the NNE, ESE, SW, W, NW and NNW sectors, at 3,089 m, 3,027 m, 1,566 m, 1,548m, 2,349 m and 1,074 m respectively.

There were no new milk producing locations identified within the required 8 km radius that were different from those reported in the 2014 land use census.

The results of this year's census also showed that the sampling locations used in the REMP continue to have the highest calculated dose commitments of available locations. In 2015, broad leaf vegetation continued as part of the sample collection and analysis program due to the absence of sufficient milk producing locations to provide REMP samples. Sampling locations for broad leaf vegetation are at the site boundary near points of highest predicted D/Q. This option continues, as opposed to public owned vegetable gardens located by the land use census, in order to ensure adequate availability of samples for REMP analysis from locations with the highest potential for detecting plant effluents.

Table 7.0-1

2015 Land Use Census Results
(Within 5 Miles)

Sector	Nearest Residence (km)	Nearest Garden (km)	Nearest Milk Animal (km)
N	2.78 ^a	3.97	
NNE	3.09	3.09 ^a	
NE	2.92	4.20	
ENE	2.31	2.44	
E	2.56	---	
ESE	2.43	3.03 ^a	
SE	2.36	---	
SSE	1.65	---	
S	1.21	1.25	
SSW	1.12	1.22	
SW	1.13	1.57 ^a	4.52 ^b
WSW	1.87	2.33	
W	1.25 ^a	1.55 ^a	
WNW	1.11	1.52	
NW	1.22	2.35 ^a	6.93
NNW	1.04	1.07 ^a	

^a New locations in 2015.

^b Owner indicates that all milk is for personal use and is not interested in participating in REMP sampling.

Attachment 1: Sample Analysis Data List for 2015

f

FLAGS

A blank Flag field indicates that the measured activity is considered positive as it is greater than the MDC and has no other qualifiers noted.

U: Target isotope was analyzed for but not detected above the MDC and LLD.

UI: Uncertain identification for gamma spectroscopy.

X: Lab-specific qualifier:

(1) False positive due to the presence of radon gas in the water.

M: Reported result is less than the LLD and greater than the MDC.

DL: Measured MDC is greater than the LLD.

DL*: Near miss of MDC being within round-off difference of being greater than the LLD.

Seabrook REMP Summary of 2015 Data

SAMPLE TYPE	STATION	LSN	END DATE	NUCLIDE	CONC (pCi/kg)	STD.DEV. (pCi/kg)	MDC (pCi/kg)	FLAGS
AL	05	374032001	5/26/2015	Ac-228	1.80E+01	2.34E+01	7.80E+01	U
AL	05	374032001	5/26/2015	Ag-108m	-4.45E+00	4.14E+00	1.22E+01	U
AL	05	374032001	5/26/2015	Ag-110m	-9.24E-01	6.78E+00	2.18E+01	U
AL	05	374032001	5/26/2015	Ba-140	3.36E+01	2.65E+01	8.79E+01	U
AL	05	374032001	5/26/2015	Be-7	4.66E+01	4.32E+01	1.43E+02	U
AL	05	374032001	5/26/2015	Ce-141	2.11E+00	7.08E+00	2.31E+01	U
AL	05	374032001	5/26/2015	Ce-144	-2.01E+01	2.66E+01	7.79E+01	U
AL	05	374032001	5/26/2015	Co-57	-1.16E+00	3.19E+00	1.02E+01	U
AL	05	374032001	5/26/2015	Co-58	7.97E+00	5.94E+00	1.97E+01	U
AL	05	374032001	5/26/2015	Co-60	-8.69E+00	6.40E+00	1.76E+01	U
AL	05	374032001	5/26/2015	Cr-51	5.04E+01	4.27E+01	1.44E+02	U
AL	05	374032001	5/26/2015	Cs-134	-7.85E+00	6.17E+00	1.78E+01	U
AL	05	374032001	5/26/2015	Cs-137	1.42E+01	6.14E+00	1.85E+01	U
AL	05	374032001	5/26/2015	Fe-59	-8.76E+00	1.38E+01	4.40E+01	U
AL	05	374032001	5/26/2015	I-131	-8.24E+00	1.03E+01	2.74E+01	U
AL	05	374032001	5/26/2015	K-40	8.40E+03	4.68E+02	1.61E+02	
AL	05	374032001	5/26/2015	La-140	-4.40E+00	5.70E+00	1.54E+01	U
AL	05	374032001	5/26/2015	Mn-54	-2.75E+00	5.23E+00	1.64E+01	U
AL	05	374032001	5/26/2015	Nb-95	-8.58E-01	5.32E+00	1.73E+01	U
AL	05	374032001	5/26/2015	Ru-103	1.17E+00	4.87E+00	1.59E+01	U
AL	05	374032001	5/26/2015	Ru-106	-4.10E+01	4.51E+01	1.40E+02	U
AL	05	374032001	5/26/2015	Sb-124	-9.32E+00	7.96E+00	1.80E+01	U
AL	05	374032001	5/26/2015	Sb-125	4.40E+00	1.26E+01	4.17E+01	U
AL	05	374032001	5/26/2015	Se-75	-3.79E+00	5.47E+00	1.69E+01	U
AL	05	374032001	5/26/2015	Th-228	3.93E+00	8.99E+00	2.69E+01	U
AL	05	374032001	5/26/2015	Zn-65	-1.58E+01	1.62E+01	4.12E+01	U
AL	05	374032001	5/26/2015	Zr-95	-1.86E+01	1.00E+01	2.52E+01	U
AL	05	386261001	11/16/2015	Ac-228	2.99E+01	2.05E+01	3.84E+01	U
AL	05	386261001	11/16/2015	Ag-108m	-1.88E+00	1.98E+00	6.40E+00	U
AL	05	386261001	11/16/2015	Ag-110m	7.38E+00	4.31E+00	1.20E+01	U
AL	05	386261001	11/16/2015	Ba-140	1.64E+01	1.73E+01	5.71E+01	U
AL	05	386261001	11/16/2015	Be-7	1.30E+02	4.23E+01	6.90E+01	
AL	05	386261001	11/16/2015	Ce-141	9.72E+00	4.63E+00	1.40E+01	U
AL	05	386261001	11/16/2015	Ce-144	-6.11E+00	1.40E+01	4.38E+01	U
AL	05	386261001	11/16/2015	Co-57	-2.15E+00	1.86E+00	5.60E+00	U
AL	05	386261001	11/16/2015	Co-58	3.28E+00	2.74E+00	8.74E+00	U
AL	05	386261001	11/16/2015	Co-60	3.29E+00	2.81E+00	9.12E+00	U
AL	05	386261001	11/16/2015	Cr-51	-3.33E+01	2.58E+01	7.85E+01	U
AL	05	386261001	11/16/2015	Cs-134	2.66E+00	2.98E+00	9.61E+00	U
AL	05	386261001	11/16/2015	Cs-137	6.15E+00	5.13E+00	8.41E+00	U
AL	05	386261001	11/16/2015	Fe-59	-6.54E+00	6.75E+00	2.12E+01	U
AL	05	386261001	11/16/2015	I-131	5.58E+00	7.48E+00	2.41E+01	U
AL	05	386261001	11/16/2015	K-40	8.42E+03	3.96E+02	6.96E+01	
AL	05	386261001	11/16/2015	La-140	5.97E-01	4.70E+00	1.58E+01	U
AL	05	386261001	11/16/2015	Mn-54	-3.98E+00	2.73E+00	7.96E+00	U
AL	05	386261001	11/16/2015	Nb-95	5.66E+00	3.94E+00	9.38E+00	U
AL	05	386261001	11/16/2015	Ru-103	-3.10E+00	2.73E+00	8.61E+00	U
AL	05	386261001	11/16/2015	Ru-106	4.56E+01	2.55E+01	7.23E+01	U
AL	05	386261001	11/16/2015	Sb-124	-1.58E+00	4.89E+00	1.59E+01	U

Seabrook REMP Summary of 2015 Data

SAMPLE TYPE	STATION	LSN	END DATE	NUCLIDE	CONC (pCi/kg)	STD.DEV. (pCi/kg)	MDC (pCi/kg)	FLAGS
AL	05	386261001	11/16/2015	Sb-125	-8.08E+00	8.39E+00	2.01E+01	U
AL	05	386261001	11/16/2015	Se-75	6.98E+00	3.36E+00	9.97E+00	U
AL	05	386261001	11/16/2015	Th-228	9.44E+00	8.30E+00	1.49E+01	U
AL	05	386261001	11/16/2015	Zn-65	-1.38E+01	7.43E+00	2.09E+01	U
AL	05	386261001	11/16/2015	Zr-95	-4.70E+00	4.99E+00	1.55E+01	U
AL	55	374032002	5/26/2015	Ac-228	2.25E+01	2.72E+01	6.51E+01	U
AL	55	374032002	5/26/2015	Ag-108m	-2.91E-01	3.39E+00	1.07E+01	U
AL	55	374032002	5/26/2015	Ag-110m	1.90E+00	5.69E+00	1.87E+01	U
AL	55	374032002	5/26/2015	Ba-140	-1.06E+01	2.06E+01	6.57E+01	U
AL	55	374032002	5/26/2015	Be-7	0.00E+00	6.41E+01	1.16E+02	U
AL	55	374032002	5/26/2015	Ce-141	4.37E+00	6.51E+00	2.17E+01	U
AL	55	374032002	5/26/2015	Ce-144	9.87E+00	2.17E+01	7.27E+01	U
AL	55	374032002	5/26/2015	Co-57	5.06E+00	3.10E+00	1.00E+01	U
AL	55	374032002	5/26/2015	Co-58	-8.27E+00	5.05E+00	1.34E+01	U
AL	55	374032002	5/26/2015	Co-60	-2.09E+00	4.83E+00	1.53E+01	U
AL	55	374032002	5/26/2015	Cr-51	9.09E+00	3.54E+01	1.15E+02	U
AL	55	374032002	5/26/2015	Cs-134	-2.06E+00	4.98E+00	1.57E+01	U
AL	55	374032002	5/26/2015	Cs-137	-1.16E+00	4.01E+00	1.29E+01	U
AL	55	374032002	5/26/2015	Fe-59	-3.72E+00	1.03E+01	3.33E+01	U
AL	55	374032002	5/26/2015	I-131	1.03E+01	1.11E+01	2.36E+01	U
AL	55	374032002	5/26/2015	K-40	7.66E+03	4.18E+02	1.05E+02	U
AL	55	374032002	5/26/2015	La-140	6.96E+00	6.06E+00	2.16E+01	U
AL	55	374032002	5/26/2015	Mn-54	1.28E+00	4.25E+00	1.22E+01	U
AL	55	374032002	5/26/2015	Nb-95	4.45E+00	4.76E+00	1.58E+01	U
AL	55	374032002	5/26/2015	Ru-103	-8.16E+00	4.09E+00	1.05E+01	U
AL	55	374032002	5/26/2015	Ru-106	5.78E+01	3.75E+01	1.25E+02	U
AL	55	374032002	5/26/2015	Sb-124	-1.28E+01	7.81E+00	1.62E+01	U
AL	55	374032002	5/26/2015	Sb-125	-7.49E+00	1.02E+01	3.25E+01	U
AL	55	374032002	5/26/2015	Se-75	4.74E+00	5.07E+00	1.66E+01	U
AL	55	374032002	5/26/2015	Th-228	1.13E+01	8.31E+00	2.28E+01	U
AL	55	374032002	5/26/2015	Zn-65	1.58E+01	7.05E+00	3.55E+01	U
AL	55	386261002	11/16/2015	Ac-228	0.00E+00	2.20E+01	3.61E+01	U
AL	55	386261002	11/16/2015	Ag-108m	2.91E-01	1.69E+00	5.64E+00	U
AL	55	386261002	11/16/2015	Ag-110m	-5.30E-01	2.87E+00	9.56E+00	U
AL	55	386261002	11/16/2015	Ba-140	1.82E+01	1.51E+01	4.89E+01	U
AL	55	386261002	11/16/2015	Be-7	3.60E+02	3.59E+01	6.04E+01	U
AL	55	386261002	11/16/2015	Ce-141	8.89E+00	4.48E+00	1.26E+01	U
AL	55	386261002	11/16/2015	Ce-144	1.06E+01	1.32E+01	3.84E+01	U
AL	55	386261002	11/16/2015	Co-57	3.56E-01	1.55E+00	5.17E+00	U
AL	55	386261002	11/16/2015	Co-58	-9.39E-01	2.13E+00	7.05E+00	U
AL	55	386261002	11/16/2015	Co-60	-3.38E+00	2.95E+00	7.51E+00	U
AL	55	386261002	11/16/2015	Cr-51	-2.65E+01	2.24E+01	6.72E+01	U
AL	55	386261002	11/16/2015	Cs-134	4.08E+00	2.51E+00	7.79E+00	U
AL	55	386261002	11/16/2015	Cs-137	4.06E+00	2.32E+00	7.18E+00	U
AL	55	386261002	11/16/2015	Fe-59	2.05E+00	5.42E+00	1.80E+01	U
AL	55	386261002	11/16/2015	I-131	5.67E+00	6.54E+00	2.18E+01	U
AL	55	386261002	11/16/2015	K-40	6.11E+03	2.86E+02	5.65E+01	U
AL	55	386261002	11/16/2015	La-140	-1.12E+01	5.24E+00	1.36E+01	U
AL	55	386261002	11/16/2015	Mn-54	4.99E-01	2.09E+00	7.03E+00	U

Seabrook REMP Summary of 2015 Data

SAMPLE TYPE	STATION	LSN	END DATE	NUCLIDE	CONC (pCi/kg)	STD.DEV. (pCi/kg)	MDC (pCi/kg)	FLAGS
AL	55	386261002	11/16/2015	Nb-95	6.37E+00	3.49E+00	7.43E+00	U
AL	55	386261002	11/16/2015	Ru-103	2.02E-01	2.21E+00	7.33E+00	U
AL	55	386261002	11/16/2015	Ru-106	-1.89E+01	2.77E+01	5.99E+01	U
AL	55	386261002	11/16/2015	Sb-124	-3.15E+00	4.30E+00	1.36E+01	U
AL	55	386261002	11/16/2015	Sb-125	-3.82E+00	5.18E+00	1.68E+01	U
AL	55	386261002	11/16/2015	Se-75	-2.32E+00	2.73E+00	8.19E+00	U
AL	55	386261002	11/16/2015	Th-228	4.13E+01	7.16E+00	1.02E+01	
AL	55	386261002	11/16/2015	Zn-65	-8.74E+00	5.82E+00	1.72E+01	U
AL	55	386261002	11/16/2015	Zr-95	-6.07E+00	4.29E+00	1.26E+01	U

Seabrook REMP Summary of 2015 Data

SAMPLE TYPE	STATION	LSN	END DATE	NUCLIDE	CONC (pCi/m ³)	STD.DEV. (pCi/m ³)	MDC (pCi/m ³)	FLAGS
AP	01	364633001	1/7/2015	BETA	2.01E-02	1.04E-03	5.20E-04	
AP	01	365652001	1/21/2015	BETA	3.31E-02	1.42E-03	5.69E-04	
AP	01	367543001	1/31/2015	BETA	2.20E-02	1.37E-03	7.21E-04	
AP	01	368321001	3/4/2015	BETA	4.29E-02	1.52E-03	4.83E-04	
AP	01	369318001	3/18/2015	BETA	2.66E-02	1.10E-03	4.22E-04	
AP	01	370024001	4/1/2015	BETA	2.21E-02	1.04E-03	4.77E-04	
AP	01	372392001	4/1/2015	Ac-228	-5.80E-04	5.53E-04	1.57E-03	U
AP	01	372392001	4/1/2015	Ag-108m	-1.20E-04	1.08E-04	3.00E-04	U
AP	01	372392001	4/1/2015	Ag-110m	-6.12E-04	2.85E-04	4.96E-04	U
AP	01	372392001	4/1/2015	Ba-140	-1.08E-01	6.93E-02	1.66E-01	U
AP	01	372392001	4/1/2015	Be-7	1.19E-01	1.02E-02	1.20E-02	
AP	01	372392001	4/1/2015	Ce-141	-1.30E-03	1.07E-03	2.98E-03	U
AP	01	372392001	4/1/2015	Ce-144	-7.49E-04	7.39E-04	2.14E-03	U
AP	01	372392001	4/1/2015	Co-57	-3.91E-05	8.48E-05	2.29E-04	U
AP	01	372392001	4/1/2015	Co-58	5.11E-05	2.72E-04	9.23E-04	U
AP	01	372392001	4/1/2015	Co-60	3.90E-04	2.02E-04	7.67E-04	U
AP	01	372392001	4/1/2015	Cr-51	6.63E-03	8.76E-03	3.02E-02	U
AP	01	372392001	4/1/2015	Cs-134	-4.87E-05	1.14E-04	3.48E-04	U
AP	01	372392001	4/1/2015	Cs-137	1.91E-04	1.48E-04	4.97E-04	U
AP	01	372392001	4/1/2015	Fe-59	-1.75E-03	1.20E-03	2.65E-03	U
AP	01	372392001	4/1/2015	I-131	0.00E+00	2.90E-01	0.00E+00	UI
AP	01	372392001	4/1/2015	K-40	3.73E-03	2.25E-03	8.74E-03	U
AP	01	372392001	4/1/2015	La-140	-3.86E-02	3.14E-02	7.65E-02	U
AP	01	372392001	4/1/2015	Mn-54	3.47E-05	1.80E-04	6.06E-04	U
AP	01	372392001	4/1/2015	Nb-95	-2.70E-04	3.22E-04	9.34E-04	U
AP	01	372392001	4/1/2015	Ru-103	-7.31E-05	5.54E-04	1.76E-03	U
AP	01	372392001	4/1/2015	Ru-106	-3.82E-04	1.43E-03	4.69E-03	U
AP	01	372392001	4/1/2015	Sb-124	-1.19E-03	9.22E-04	1.81E-03	U
AP	01	372392001	4/1/2015	Sb-125	-6.83E-04	3.86E-04	9.24E-04	U
AP	01	372392001	4/1/2015	Se-75	2.71E-05	2.60E-04	8.76E-04	U
AP	01	372392001	4/1/2015	Th-228	2.68E-04	2.39E-04	7.53E-04	U
AP	01	372392001	4/1/2015	Zn-65	6.54E-06	3.79E-04	1.23E-03	U
AP	01	372392001	4/1/2015	Zr-95	-2.25E-04	5.72E-04	1.80E-03	U
AP	01	371327001	4/15/2015	BETA	2.35E-02	1.15E-03	5.27E-04	
AP	01	372230001	4/29/2015	BETA	1.21E-02	8.31E-04	5.24E-04	
AP	01	373191001	5/13/2015	BETA	1.61E-02	9.82E-04	5.28E-04	
AP	01	374117001	5/27/2015	BETA	2.88E-02	1.34E-03	5.77E-04	
AP	01	374965001	6/10/2015	BETA	1.61E-02	9.99E-04	6.12E-04	
AP	01	375809001	6/24/2015	BETA	1.74E-02	1.06E-03	6.62E-04	
AP	01	378038001	6/24/2015	Ac-228	-4.18E-04	8.70E-04	2.81E-03	U
AP	01	378038001	6/24/2015	Ag-108m	-9.16E-05	1.41E-04	4.27E-04	U
AP	01	378038001	6/24/2015	Ag-110m	5.36E-04	2.99E-04	1.11E-03	U
AP	01	378038001	6/24/2015	Ba-140	3.67E-02	7.23E-02	2.43E-01	U
AP	01	378038001	6/24/2015	Be-7	1.27E-01	1.21E-02	1.32E-02	
AP	01	378038001	6/24/2015	Ce-141	-3.16E-03	1.60E-03	4.08E-03	U
AP	01	378038001	6/24/2015	Ce-144	-1.57E-03	1.10E-03	3.04E-03	U
AP	01	378038001	6/24/2015	Co-57	2.56E-04	1.32E-04	4.29E-04	U

Seabrook REMP Summary of 2015 Data

SAMPLE TYPE	STATION	LSN	END DATE	NUCLIDE	CONC (pCi/m ³)	STD.DEV. (pCi/m ³)	MDC (pCi/m ³)	FLAGS
AP	01	378038001	6/24/2015	Co-58	-1.53E-04	3.40E-04	9.57E-04	U
AP	01	378038001	6/24/2015	Co-60	-6.53E-05	1.94E-04	6.07E-04	U
AP	01	378038001	6/24/2015	Cr-51	-1.15E-02	1.23E-02	3.73E-02	U
AP	01	378038001	6/24/2015	Cs-134	9.56E-05	2.23E-04	7.66E-04	U
AP	01	378038001	6/24/2015	Cs-137	-1.28E-05	1.71E-04	5.67E-04	U
AP	01	378038001	6/24/2015	Fe-59	2.68E-03	1.93E-03	6.79E-03	U
AP	01	378038001	6/24/2015	I-131	-5.60E-02	3.71E-01	0.00E+00	U
AP	01	378038001	6/24/2015	K-40	5.22E-03	3.02E-03	1.11E-02	U
AP	01	378038001	6/24/2015	La-140	-2.03E-02	3.07E-02	8.72E-02	U
AP	01	378038001	6/24/2015	Mn-54	3.33E-04	2.24E-04	8.07E-04	U
AP	01	378038001	6/24/2015	Nb-95	-2.59E-04	4.16E-04	1.27E-03	U
AP	01	378038001	6/24/2015	Ru-103	5.32E-04	8.08E-04	2.72E-03	U
AP	01	378038001	6/24/2015	Ru-106	-1.68E-03	1.81E-03	5.38E-03	U
AP	01	378038001	6/24/2015	Sb-124	4.36E-04	1.06E-03	3.75E-03	U
AP	01	378038001	6/24/2015	Sb-125	3.51E-04	5.14E-04	1.74E-03	U
AP	01	378038001	6/24/2015	Se-75	1.42E-04	3.41E-04	1.16E-03	U
AP	01	378038001	6/24/2015	Th-228	2.43E-04	4.11E-04	1.08E-03	U
AP	01	378038001	6/24/2015	Zn-65	-1.16E-05	5.05E-04	1.62E-03	U
AP	01	378038001	6/24/2015	Zr-95	-8.11E-04	7.29E-04	1.99E-03	U
AP	01	376931001	7/8/2015	BETA	1.96E-02	1.12E-03	6.01E-04	
AP	01	377887001	7/22/2015	BETA	2.09E-02	1.17E-03	5.77E-04	
AP	01	378854001	8/5/2015	BETA	2.22E-02	1.21E-03	6.25E-04	
AP	01	379743001	8/19/2015	BETA	2.27E-02	1.22E-03	6.35E-04	
AP	01	380727001	9/2/2015	BETA	2.94E-02	1.39E-03	6.35E-04	
AP	01	381448001	9/16/2015	BETA	4.16E-02	1.68E-03	6.74E-04	
AP	01	382272001	9/29/2015	BETA	3.35E-02	1.53E-03	6.42E-04	
AP	01	385626001	9/29/2015	Ac-228	2.16E-03	6.72E-04	2.05E-03	UI
AP	01	385626001	9/29/2015	Ag-108m	-9.88E-06	1.12E-04	3.16E-04	U
AP	01	385626001	9/29/2015	Ag-110m	1.59E-04	2.41E-04	8.17E-04	U
AP	01	385626001	9/29/2015	Ba-140	-6.69E-02	9.58E-02	2.92E-01	U
AP	01	385626001	9/29/2015	Be-7	1.19E-01	1.04E-02	1.12E-02	
AP	01	385626001	9/29/2015	Ce-141	2.91E-04	1.23E-03	4.02E-03	U
AP	01	385626001	9/29/2015	Ce-144	-8.78E-05	7.20E-04	2.32E-03	U
AP	01	385626001	9/29/2015	Co-57	-1.08E-05	9.62E-05	3.11E-04	U
AP	01	385626001	9/29/2015	Co-58	2.80E-04	3.44E-04	1.18E-03	U
AP	01	385626001	9/29/2015	Co-60	1.18E-04	1.52E-04	5.38E-04	U
AP	01	385626001	9/29/2015	Cr-51	-1.85E-05	1.13E-02	3.64E-02	U
AP	01	385626001	9/29/2015	Cs-134	-1.30E-04	1.58E-04	4.71E-04	U
AP	01	385626001	9/29/2015	Cs-137	2.28E-04	1.35E-04	4.64E-04	U
AP	01	385626001	9/29/2015	Fe-59	-2.38E-03	1.18E-03	2.41E-03	U
AP	01	385626001	9/29/2015	I-131	0.00E+00	6.24E-01	0.00E+00	UI
AP	01	385626001	9/29/2015	K-40	4.72E-03	2.13E-03	5.38E-03	U
AP	01	385626001	9/29/2015	La-140	1.63E-02	3.00E-02	1.05E-01	U
AP	01	385626001	9/29/2015	Mn-54	3.71E-04	1.99E-04	5.74E-04	U
AP	01	385626001	9/29/2015	Nb-95	4.48E-04	3.69E-04	1.27E-03	U
AP	01	385626001	9/29/2015	Ru-103	1.53E-03	7.40E-04	2.42E-03	U
AP	01	385626001	9/29/2015	Ru-106	7.48E-04	1.46E-03	4.99E-03	U
AP	01	385626001	9/29/2015	Sb-124	-8.38E-04	1.13E-03	3.30E-03	U
AP	01	385626001	9/29/2015	Sb-125	3.99E-04	3.22E-04	1.07E-03	U

Seabrook REMP Summary of 2015 Data

SAMPLE TYPE	STATION	LSN	END DATE	NUCLIDE	CONC (pCi/m ³)	STD.DEV. (pCi/m ³)	MDC (pCi/m ³)	FLAGS
AP	01	385626001	9/29/2015	Se-75	-3.76E-04	3.15E-04	7.77E-04	U
AP	01	385626001	9/29/2015	Th-228	5.88E-04	3.93E-04	5.96E-04	U
AP	01	385626001	9/29/2015	Zn-65	4.86E-04	3.60E-04	1.28E-03	U
AP	01	385626001	9/29/2015	Zr-95	-1.25E-04	5.95E-04	1.92E-03	U
AP	01	383483001	10/14/2015	BETA	2.35E-02	1.19E-03	5.85E-04	
AP	01	384145001	10/27/2015	BETA	1.87E-02	1.07E-03	8.06E-04	
AP	01	385381001	11/10/2015	BETA	2.17E-02	1.12E-03	7.97E-04	
AP	01	386434001	11/25/2015	BETA	1.88E-02	9.97E-04	6.50E-04	
AP	01	387464001	12/9/2015	BETA	2.34E-02	1.15E-03	7.05E-04	
AP	01	388138001	12/23/2015	BETA	2.14E-02	1.11E-03	7.17E-04	
AP	01	389064001	12/23/2015	Ac-228	1.49E-03	8.18E-04	2.22E-03	U
AP	01	389064001	12/23/2015	Ag-108m	3.68E-05	1.04E-04	3.53E-04	U
AP	01	389064001	12/23/2015	Ag-110m	8.91E-05	2.84E-04	9.74E-04	U
AP	01	389064001	12/23/2015	Ba-140	3.93E-02	1.37E-02	4.86E-02	U
AP	01	389064001	12/23/2015	Be-7	6.83E-02	7.13E-03	8.34E-03	
AP	01	389064001	12/23/2015	Ce-141	3.53E-05	6.58E-04	2.14E-03	U
AP	01	389064001	12/23/2015	Ce-144	-5.88E-04	6.89E-04	2.07E-03	U
AP	01	389064001	12/23/2015	Co-57	1.77E-04	1.12E-04	3.06E-04	U
AP	01	389064001	12/23/2015	Co-58	-2.51E-04	1.70E-04	3.73E-04	U
AP	01	389064001	12/23/2015	Co-60	3.75E-05	1.77E-04	5.92E-04	U
AP	01	389064001	12/23/2015	Cr-51	-5.17E-03	5.81E-03	1.55E-02	U
AP	01	389064001	12/23/2015	Cs-134	1.31E-04	1.78E-04	6.32E-04	U
AP	01	389064001	12/23/2015	Cs-137	-1.66E-04	1.59E-04	4.43E-04	U
AP	01	389064001	12/23/2015	Fe-59	-7.93E-04	9.09E-04	2.62E-03	U
AP	01	389064001	12/23/2015	I-131	-3.26E-03	2.67E-02	8.81E-02	U
AP	01	389064001	12/23/2015	K-40	0.00E+00	2.36E-03	0.00E+00	UI
AP	01	389064001	12/23/2015	La-140	4.52E-03	5.53E-03	2.06E-02	U
AP	01	389064001	12/23/2015	Mn-54	-3.17E-04	1.89E-04	4.68E-04	U
AP	01	389064001	12/23/2015	Nb-95	1.62E-04	2.35E-04	8.40E-04	U
AP	01	389064001	12/23/2015	Ru-103	8.60E-05	3.37E-04	1.13E-03	U
AP	01	389064001	12/23/2015	Ru-106	-3.50E-04	1.38E-03	4.34E-03	U
AP	01	389064001	12/23/2015	Sb-124	4.18E-04	7.18E-04	2.61E-03	U
AP	01	389064001	12/23/2015	Sb-125	3.72E-05	4.00E-04	1.33E-03	U
AP	01	389064001	12/23/2015	Se-75	-1.71E-04	2.36E-04	7.56E-04	U
AP	01	389064001	12/23/2015	Th-228	7.92E-05	2.65E-04	8.39E-04	U
AP	01	389064001	12/23/2015	Zn-65	-5.55E-04	4.73E-04	1.28E-03	U
AP	01	389064001	12/23/2015	Zr-95	2.99E-05	4.89E-04	1.66E-03	U
AP	02	364633002	1/7/2015	BETA	1.79E-02	9.94E-04	5.32E-04	
AP	02	365652002	1/21/2015	BETA	3.09E-02	1.37E-03	5.69E-04	
AP	02	366731001	2/4/2015	BETA	2.19E-02	1.17E-03	5.73E-04	
AP	02	367543002	2/18/2015	BETA	3.42E-02	1.48E-03	5.37E-04	
AP	02	368321002	3/4/2015	BETA	3.94E-02	1.60E-03	5.95E-04	
AP	02	369318002	3/18/2015	BETA	2.46E-02	1.28E-03	6.31E-04	
AP	02	370024002	4/1/2015	BETA	2.38E-02	1.26E-03	6.60E-04	
AP	02	372392002	4/1/2015	Ac-228	5.91E-04	5.47E-04	2.02E-03	U
AP	02	372392002	4/1/2015	Ag-108m	-9.42E-05	1.09E-04	3.21E-04	U
AP	02	372392002	4/1/2015	Ag-110m	9.81E-06	1.84E-04	6.06E-04	U

Seabrook REMP Summary of 2015 Data

SAMPLE TYPE	STATION	LSN	END DATE	NUCLIDE	CONC (pCi/m ³)	STD.DEV. (pCi/m ³)	MDC (pCi/m ³)	FLAGS
AP	02	372392002	4/1/2015	Ba-140	4.63E-02	4.45E-02	1.57E-01	U
AP	02	372392002	4/1/2015	Be-7	1.03E-01	1.05E-02	1.14E-02	
AP	02	372392002	4/1/2015	Ce-141	0.00E+00	2.17E-03	2.65E-03	UI
AP	02	372392002	4/1/2015	Ce-144	7.28E-05	6.11E-04	1.99E-03	U
AP	02	372392002	4/1/2015	Co-57	-6.97E-05	8.60E-05	2.53E-04	U
AP	02	372392002	4/1/2015	Co-58	-2.93E-04	3.06E-04	8.72E-04	U
AP	02	372392002	4/1/2015	Co-60	-1.29E-04	1.64E-04	4.72E-04	U
AP	02	372392002	4/1/2015	Cr-51	-6.45E-04	7.64E-03	2.51E-02	U
AP	02	372392002	4/1/2015	Cs-134	-2.60E-04	1.68E-04	4.12E-04	U
AP	02	372392002	4/1/2015	Cs-137	-9.64E-07	1.64E-04	5.87E-04	U
AP	02	372392002	4/1/2015	Fe-59	7.72E-04	8.57E-04	3.16E-03	U
AP	02	372392002	4/1/2015	I-131	-3.04E-02	2.98E-01	0.00E+00	U
AP	02	372392002	4/1/2015	K-40	5.18E-04	2.17E-03	7.78E-03	U
AP	02	372392002	4/1/2015	La-140	-9.18E-03	2.16E-02	6.40E-02	U
AP	02	372392002	4/1/2015	Mn-54	6.07E-05	1.51E-04	5.16E-04	U
AP	02	372392002	4/1/2015	Nb-95	2.01E-04	2.81E-04	9.92E-04	U
AP	02	372392002	4/1/2015	Ru-103	2.43E-04	4.66E-04	1.57E-03	U
AP	02	372392002	4/1/2015	Ru-106	3.08E-04	1.36E-03	4.65E-03	U
AP	02	372392002	4/1/2015	Sb-124	-5.78E-05	8.12E-04	2.60E-03	U
AP	02	372392002	4/1/2015	Sb-125	-2.18E-04	3.06E-04	9.15E-04	U
AP	02	372392002	4/1/2015	Se-75	1.77E-04	2.17E-04	7.48E-04	U
AP	02	372392002	4/1/2015	Th-228	4.63E-04	2.94E-04	7.47E-04	U
AP	02	372392002	4/1/2015	Zn-65	4.14E-04	3.58E-04	1.32E-03	U
AP	02	372392002	4/1/2015	Zr-95	8.56E-04	6.18E-04	2.20E-03	U
AP	02	371327002	4/15/2015	BETA	2.35E-02	1.26E-03	6.43E-04	
AP	02	372230002	4/29/2015	BETA	1.12E-02	8.87E-04	6.38E-04	
AP	02	373191002	5/13/2015	BETA	1.64E-02	1.05E-03	5.97E-04	
AP	02	374117002	5/27/2015	BETA	2.51E-02	1.29E-03	6.15E-04	
AP	02	374965002	6/10/2015	BETA	1.40E-02	9.67E-04	6.56E-04	
AP	02	375809002	6/24/2015	BETA	1.56E-02	1.04E-03	7.04E-04	
AP	02	378038002	6/24/2015	Ac-228	-6.46E-04	1.01E-03	3.40E-03	U
AP	02	378038002	6/24/2015	Ag-108m	1.64E-04	1.56E-04	5.41E-04	U
AP	02	378038002	6/24/2015	Ag-110m	-2.64E-04	2.80E-04	7.12E-04	U
AP	02	378038002	6/24/2015	Ba-140	-2.52E-02	9.70E-02	3.19E-01	U
AP	02	378038002	6/24/2015	Be-7	1.09E-01	1.20E-02	1.27E-02	
AP	02	378038002	6/24/2015	Ce-141	1.15E-03	1.98E-03	4.37E-03	U
AP	02	378038002	6/24/2015	Ce-144	1.04E-04	9.99E-04	3.21E-03	U
AP	02	378038002	6/24/2015	Co-57	1.48E-04	1.12E-04	3.72E-04	U
AP	02	378038002	6/24/2015	Co-58	3.75E-04	4.86E-04	1.72E-03	U
AP	02	378038002	6/24/2015	Co-60	-2.51E-04	1.57E-04	0.00E+00	U
AP	02	378038002	6/24/2015	Cr-51	1.36E-02	1.39E-02	4.76E-02	U
AP	02	378038002	6/24/2015	Cs-134	1.83E-04	2.48E-04	8.75E-04	U
AP	02	378038002	6/24/2015	Cs-137	-1.26E-04	2.29E-04	7.10E-04	U
AP	02	378038002	6/24/2015	Fe-59	2.17E-03	1.75E-03	6.50E-03	U
AP	02	378038002	6/24/2015	I-131	0.00E+00	4.27E-01	0.00E+00	UI
AP	02	378038002	6/24/2015	K-40	-9.96E-03	3.92E-03	4.77E-03	U
AP	02	378038002	6/24/2015	La-140	8.76E-03	4.19E-02	1.41E-01	U
AP	02	378038002	6/24/2015	Mn-54	-2.90E-04	2.79E-04	7.62E-04	U
AP	02	378038002	6/24/2015	Nb-95	7.58E-04	4.37E-04	1.66E-03	U

Seabrook REMP Summary of 2015 Data

SAMPLE TYPE	STATION	LSN	END DATE	NUCLIDE	CONC (pCi/m ³)	STD.DEV. (pCi/m ³)	MDC (pCi/m ³)	FLAGS
AP	02	378038002	6/24/2015	Ru-103	1.53E-03	9.50E-04	3.29E-03	U
AP	02	378038002	6/24/2015	Ru-106	7.10E-04	1.94E-03	5.99E-03	U
AP	02	378038002	6/24/2015	Sb-124	5.02E-04	1.69E-03	5.77E-03	U
AP	02	378038002	6/24/2015	Sb-125	7.09E-04	5.25E-04	1.83E-03	U
AP	02	378038002	6/24/2015	Se-75	-2.27E-05	3.15E-04	1.04E-03	U
AP	02	378038002	6/24/2015	Th-228	5.38E-04	3.92E-04	7.77E-04	U
AP	02	378038002	6/24/2015	Zn-65	3.18E-04	3.44E-04	1.36E-03	U
AP	02	378038002	6/24/2015	Zr-95	4.57E-04	8.61E-04	3.01E-03	U
AP	02	376931002	7/8/2015	BETA	1.86E-02	1.13E-03	6.41E-04	
AP	02	377887002	7/22/2015	BETA	2.11E-02	1.20E-03	6.11E-04	
AP	02	378854002	8/5/2015	BETA	2.36E-02	1.28E-03	6.61E-04	
AP	02	379743002	8/19/2015	BETA	2.55E-02	1.33E-03	6.73E-04	
AP	02	380727002	9/2/2015	BETA	2.72E-02	1.37E-03	6.70E-04	
AP	02	381448002	9/16/2015	BETA	3.83E-02	1.65E-03	7.14E-04	
AP	02	382272002	9/29/2015	BETA	3.90E-02	1.71E-03	6.88E-04	
AP	02	385626002	9/29/2015	Ac-228	-9.54E-04	6.84E-04	1.97E-03	U
AP	02	385626002	9/29/2015	Ag-108m	1.58E-04	1.30E-04	4.41E-04	U
AP	02	385626002	9/29/2015	Ag-110m	1.39E-04	2.59E-04	8.86E-04	U
AP	02	385626002	9/29/2015	Ba-140	-5.58E-02	1.18E-01	3.79E-01	U
AP	02	385626002	9/29/2015	Be-7	1.14E-01	1.14E-02	1.26E-02	
AP	02	385626002	9/29/2015	Ce-141	-2.83E-04	1.21E-03	4.04E-03	U
AP	02	385626002	9/29/2015	Ce-144	1.01E-04	7.40E-04	2.53E-03	U
AP	02	385626002	9/29/2015	Co-57	1.24E-04	1.07E-04	3.50E-04	U
AP	02	385626002	9/29/2015	Co-58	-5.50E-04	4.94E-04	1.38E-03	U
AP	02	385626002	9/29/2015	Co-60	-2.66E-04	1.70E-04	3.44E-04	U
AP	02	385626002	9/29/2015	Cr-51	9.79E-03	1.35E-02	4.06E-02	U
AP	02	385626002	9/29/2015	Cs-134	6.94E-04	2.32E-04	7.50E-04	U
AP	02	385626002	9/29/2015	Cs-137	-3.81E-05	2.05E-04	6.55E-04	U
AP	02	385626002	9/29/2015	Fe-59	-1.64E-03	1.36E-03	3.57E-03	U
AP	02	385626002	9/29/2015	I-131	-1.11E+00	7.20E-01	0.00E+00	U
AP	02	385626002	9/29/2015	K-40	2.94E-03	2.61E-03	4.88E-03	U
AP	02	385626002	9/29/2015	La-140	4.00E-02	3.24E-02	1.27E-01	U
AP	02	385626002	9/29/2015	Mn-54	-4.40E-05	1.97E-04	6.24E-04	U
AP	02	385626002	9/29/2015	Nb-95	-9.12E-04	4.61E-04	9.55E-04	U
AP	02	385626002	9/29/2015	Ru-103	1.16E-04	6.43E-04	2.19E-03	U
AP	02	385626002	9/29/2015	Ru-106	1.85E-05	1.44E-03	4.77E-03	U
AP	02	385626002	9/29/2015	Sb-124	9.50E-04	1.27E-03	4.64E-03	U
AP	02	385626002	9/29/2015	Sb-125	-6.68E-05	3.67E-04	1.16E-03	U
AP	02	385626002	9/29/2015	Se-75	-4.11E-04	2.87E-04	7.99E-04	U
AP	02	385626002	9/29/2015	Th-228	2.06E-04	2.42E-04	8.32E-04	U
AP	02	385626002	9/29/2015	Zn-65	6.38E-04	5.06E-04	1.83E-03	U
AP	02	385626002	9/29/2015	Zr-95	-6.78E-04	6.85E-04	1.89E-03	U
AP	02	383483002	10/14/2015	BETA	2.39E-02	1.25E-03	6.31E-04	
AP	02	384145002	10/27/2015	BETA	1.26E-02	9.08E-04	8.47E-04	
AP	02	385381002	11/10/2015	BETA	1.99E-02	1.10E-03	8.33E-04	
AP	02	386434002	11/25/2015	BETA	1.98E-02	1.06E-03	6.93E-04	
AP	02	387464002	12/9/2015	BETA	1.92E-02	1.11E-03	7.95E-04	
AP	02	388138002	12/23/2015	BETA	2.10E-02	1.14E-03	7.74E-04	

Seabrook REMP Summary of 2015 Data

SAMPLE TYPE	STATION	LSN	END DATE	NUCLIDE	CONC (pCi/m ³)	STD.DEV. (pCi/m ³)	MDC (pCi/m ³)	FLAGS
AP	02	389064002	12/23/2015	Ac-228	5.37E-04	6.62E-04	2.57E-03	U
AP	02	389064002	12/23/2015	Ag-108m	-2.53E-04	1.46E-04	3.66E-04	U
AP	02	389064002	12/23/2015	Ag-110m	-7.70E-04	3.30E-04	5.71E-04	U
AP	02	389064002	12/23/2015	Ba-140	-1.06E-02	1.70E-02	5.09E-02	U
AP	02	389064002	12/23/2015	Be-7	7.10E-02	7.20E-03	6.40E-03	
AP	02	389064002	12/23/2015	Ce-141	-6.57E-05	5.48E-04	1.75E-03	U
AP	02	389064002	12/23/2015	Ce-144	9.69E-04	8.16E-04	2.71E-03	U
AP	02	389064002	12/23/2015	Co-57	-3.03E-05	9.67E-05	3.06E-04	U
AP	02	389064002	12/23/2015	Co-58	-6.82E-05	2.54E-04	8.16E-04	U
AP	02	389064002	12/23/2015	Co-60	-2.01E-04	1.70E-04	3.80E-04	U
AP	02	389064002	12/23/2015	Cr-51	-4.55E-05	4.69E-03	1.56E-02	U
AP	02	389064002	12/23/2015	Cs-134	-2.58E-04	1.77E-04	4.39E-04	U
AP	02	389064002	12/23/2015	Cs-137	-2.06E-04	1.79E-04	4.12E-04	U
AP	02	389064002	12/23/2015	Fe-59	4.09E-04	8.53E-04	2.94E-03	U
AP	02	389064002	12/23/2015	I-131	6.08E-05	2.84E-02	9.39E-02	U
AP	02	389064002	12/23/2015	K-40	1.55E-03	3.32E-03	6.84E-03	U
AP	02	389064002	12/23/2015	La-140	-8.51E-03	7.58E-03	1.98E-02	U
AP	02	389064002	12/23/2015	Mn-54	-2.77E-04	1.55E-04	3.14E-04	U
AP	02	389064002	12/23/2015	Nb-95	-7.03E-04	3.32E-04	6.69E-04	U
AP	02	389064002	12/23/2015	Ru-103	3.27E-04	4.16E-04	1.43E-03	U
AP	02	389064002	12/23/2015	Ru-106	-1.77E-03	1.72E-03	4.76E-03	U
AP	02	389064002	12/23/2015	Sb-124	1.07E-03	7.45E-04	2.97E-03	U
AP	02	389064002	12/23/2015	Sb-125	-2.65E-04	4.10E-04	1.26E-03	U
AP	02	389064002	12/23/2015	Se-75	2.73E-04	2.27E-04	7.88E-04	U
AP	02	389064002	12/23/2015	Th-228	6.02E-05	3.15E-04	8.02E-04	U
AP	02	389064002	12/23/2015	Zn-65	-4.80E-04	3.82E-04	9.05E-04	U
AP	02	389064002	12/23/2015	Zr-95	2.35E-04	4.50E-04	1.59E-03	U
AP	03	364633003	1/7/2015	BETA	1.98E-02	1.04E-03	5.26E-04	
AP	03	365652003	1/21/2015	BETA	3.22E-02	1.40E-03	5.66E-04	
AP	03	366731002	2/4/2015	BETA	2.53E-02	1.25E-03	5.69E-04	
AP	03	367543003	2/18/2015	BETA	3.54E-02	1.48E-03	5.15E-04	
AP	03	368321003	3/4/2015	BETA	4.05E-02	1.59E-03	5.73E-04	
AP	03	369318003	3/18/2015	BETA	2.56E-02	1.28E-03	5.99E-04	
AP	03	370024003	4/1/2015	BETA	2.41E-02	1.26E-03	6.47E-04	
AP	03	372392003	4/1/2015	Ac-228	-8.58E-04	6.38E-04	1.96E-03	U
AP	03	372392003	4/1/2015	Ag-108m	4.86E-05	1.17E-04	3.99E-04	U
AP	03	372392003	4/1/2015	Ag-110m	7.96E-05	2.43E-04	8.39E-04	U
AP	03	372392003	4/1/2015	Ba-140	5.09E-03	5.91E-02	1.95E-01	U
AP	03	372392003	4/1/2015	Be-7	1.14E-01	1.05E-02	1.10E-02	
AP	03	372392003	4/1/2015	Ce-141	1.63E-03	1.24E-03	3.56E-03	U
AP	03	372392003	4/1/2015	Ce-144	3.79E-04	7.54E-04	2.55E-03	U
AP	03	372392003	4/1/2015	Co-57	-1.66E-04	1.14E-04	3.22E-04	U
AP	03	372392003	4/1/2015	Co-58	7.31E-05	3.54E-04	1.21E-03	U
AP	03	372392003	4/1/2015	Co-60	-3.84E-05	1.44E-04	4.60E-04	U
AP	03	372392003	4/1/2015	Cr-51	-3.20E-03	9.39E-03	3.09E-02	U
AP	03	372392003	4/1/2015	Cs-134	1.06E-04	1.30E-04	4.78E-04	U
AP	03	372392003	4/1/2015	Cs-137	1.58E-04	1.42E-04	4.86E-04	U
AP	03	372392003	4/1/2015	Fe-59	-1.77E-03	1.22E-03	2.72E-03	U
AP	03	372392003	4/1/2015	I-131	-4.31E-01	3.86E-01	0.00E+00	U

Seabrook REMP Summary of 2015 Data

SAMPLE TYPE	STATION	LSN	END DATE	NUCLIDE	CONC (pCi/m ³)	STD.DEV. (pCi/m ³)	MDC (pCi/m ³)	FLAGS
AP	03	372392003	4/1/2015	K-40	1.86E-03	2.34E-03	8.68E-03	U
AP	03	372392003	4/1/2015	La-140	-1.86E-03	2.75E-02	9.01E-02	U
AP	03	372392003	4/1/2015	Mn-54	-1.98E-04	1.95E-04	5.61E-04	U
AP	03	372392003	4/1/2015	Nb-95	4.11E-04	4.09E-04	1.46E-03	U
AP	03	372392003	4/1/2015	Ru-103	-1.21E-03	5.86E-04	1.14E-03	U
AP	03	372392003	4/1/2015	Ru-106	1.18E-03	1.28E-03	4.51E-03	U
AP	03	372392003	4/1/2015	Sb-124	4.07E-04	1.07E-03	3.75E-03	U
AP	03	372392003	4/1/2015	Sb-125	6.45E-04	4.04E-04	1.32E-03	U
AP	03	372392003	4/1/2015	Se-75	-3.17E-04	3.05E-04	8.68E-04	U
AP	03	372392003	4/1/2015	Th-228	2.95E-04	3.10E-04	8.70E-04	U
AP	03	372392003	4/1/2015	Zn-65	-2.01E-04	3.95E-04	1.17E-03	U
AP	03	372392003	4/1/2015	Zr-95	9.69E-05	6.16E-04	2.11E-03	U
AP	03	371327003	4/15/2015	BETA	2.50E-02	1.28E-03	6.24E-04	
AP	03	372230003	4/29/2015	BETA	1.26E-02	9.21E-04	6.15E-04	
AP	03	373191003	5/13/2015	BETA	1.63E-02	1.04E-03	5.83E-04	
AP	03	374117003	5/27/2015	BETA	2.48E-02	1.25E-03	5.80E-04	
AP	03	374965003	6/10/2015	BETA	1.44E-02	9.49E-04	6.16E-04	
AP	03	375809003	6/24/2015	BETA	1.68E-02	1.04E-03	6.61E-04	
AP	03	378038003	6/24/2015	Ac-228	7.82E-04	7.40E-04	2.63E-03	U
AP	03	378038003	6/24/2015	Ag-108m	2.40E-05	1.16E-04	3.85E-04	U
AP	03	378038003	6/24/2015	Ag-110m	3.07E-05	2.72E-04	9.14E-04	U
AP	03	378038003	6/24/2015	Ba-140	-5.71E-02	6.70E-02	1.97E-01	U
AP	03	378038003	6/24/2015	Be-7	1.27E-01	1.11E-02	1.01E-02	
AP	03	378038003	6/24/2015	Ce-141	-2.67E-03	1.22E-03	2.79E-03	U
AP	03	378038003	6/24/2015	Ce-144	-1.07E-03	9.09E-04	2.61E-03	U
AP	03	378038003	6/24/2015	Co-57	5.68E-06	1.13E-04	3.67E-04	U
AP	03	378038003	6/24/2015	Co-58	4.91E-04	3.41E-04	8.28E-04	U
AP	03	378038003	6/24/2015	Co-60	5.83E-05	2.25E-04	6.55E-04	U
AP	03	378038003	6/24/2015	Cr-51	2.38E-03	9.99E-03	3.24E-02	U
AP	03	378038003	6/24/2015	Cs-134	-5.34E-05	1.96E-04	6.20E-04	U
AP	03	378038003	6/24/2015	Cs-137	8.35E-05	1.45E-04	4.95E-04	U
AP	03	378038003	6/24/2015	Fe-59	-1.64E-03	1.29E-03	3.43E-03	U
AP	03	378038003	6/24/2015	I-131	-2.58E-01	2.90E-01	0.00E+00	U
AP	03	378038003	6/24/2015	K-40	2.43E-03	2.40E-03	8.48E-03	U
AP	03	378038003	6/24/2015	La-140	-2.08E-02	2.93E-02	8.89E-02	U
AP	03	378038003	6/24/2015	Mn-54	1.20E-04	1.74E-04	6.00E-04	U
AP	03	378038003	6/24/2015	Nb-95	2.72E-04	5.87E-04	1.26E-03	U
AP	03	378038003	6/24/2015	Ru-103	2.64E-04	5.12E-04	1.72E-03	U
AP	03	378038003	6/24/2015	Ru-106	-3.52E-03	1.78E-03	4.34E-03	U
AP	03	378038003	6/24/2015	Sb-124	-1.02E-03	1.24E-03	3.63E-03	U
AP	03	378038003	6/24/2015	Sb-125	6.93E-04	4.15E-04	1.40E-03	U
AP	03	378038003	6/24/2015	Se-75	-1.68E-04	2.47E-04	7.58E-04	U
AP	03	378038003	6/24/2015	Th-228	1.09E-05	3.88E-04	8.93E-04	U
AP	03	378038003	6/24/2015	Zn-65	-4.20E-04	4.18E-04	1.17E-03	U
AP	03	378038003	6/24/2015	Zr-95	-1.22E-03	9.89E-04	2.26E-03	U
AP	03	376931003	7/8/2015	BETA	2.18E-02	1.18E-03	6.01E-04	
AP	03	377887003	7/22/2015	BETA	2.28E-02	1.22E-03	5.73E-04	
AP	03	378854003	8/5/2015	BETA	2.72E-02	1.33E-03	6.20E-04	

Seabrook REMP Summary of 2015 Data

SAMPLE TYPE	STATION	LSN	END DATE	NUCLIDE	CONC (pCi/m ³)	STD.DEV. (pCi/m ³)	MDC (pCi/m ³)	FLAGS
AP	03	379743003	8/19/2015	BETA	2.50E-02	1.27E-03	6.28E-04	
AP	03	380727003	9/2/2015	BETA	2.71E-02	1.33E-03	6.27E-04	
AP	03	381448003	9/16/2015	BETA	3.90E-02	1.61E-03	6.60E-04	
AP	03	382272003	9/29/2015	BETA	3.97E-02	1.66E-03	6.30E-04	
AP	03	385626003	9/29/2015	Ac-228	9.44E-05	1.07E-03	3.85E-03	U
AP	03	385626003	9/29/2015	Ag-108m	2.16E-04	2.08E-04	7.06E-04	U
AP	03	385626003	9/29/2015	Ag-110m	-5.60E-04	6.33E-04	1.82E-03	U
AP	03	385626003	9/29/2015	Ba-140	1.18E-01	1.78E-01	6.21E-01	U
AP	03	385626003	9/29/2015	Be-7	1.07E-01	1.42E-02	2.15E-02	
AP	03	385626003	9/29/2015	Ce-141	8.07E-04	1.86E-03	6.05E-03	U
AP	03	385626003	9/29/2015	Ce-144	1.23E-04	1.16E-03	3.74E-03	U
AP	03	385626003	9/29/2015	Co-57	-5.34E-05	1.35E-04	4.20E-04	U
AP	03	385626003	9/29/2015	Co-58	1.43E-04	5.27E-04	1.77E-03	U
AP	03	385626003	9/29/2015	Co-60	-7.19E-06	2.21E-04	7.18E-04	U
AP	03	385626003	9/29/2015	Cr-51	1.06E-02	1.93E-02	6.54E-02	U
AP	03	385626003	9/29/2015	Cs-134	-2.15E-05	2.55E-04	8.21E-04	U
AP	03	385626003	9/29/2015	Cs-137	-2.09E-04	2.44E-04	7.11E-04	U
AP	03	385626003	9/29/2015	Fe-59	-1.33E-03	2.44E-03	7.51E-03	U
AP	03	385626003	9/29/2015	I-131	-1.29E+00	1.17E+00	0.00E+00	U
AP	03	385626003	9/29/2015	K-40	2.43E-03	3.63E-03	1.36E-02	U
AP	03	385626003	9/29/2015	La-140	6.57E-02	5.35E-02	2.15E-01	U
AP	03	385626003	9/29/2015	Mn-54	-3.25E-05	3.30E-04	1.06E-03	U
AP	03	385626003	9/29/2015	Nb-95	-4.62E-04	7.63E-04	2.31E-03	U
AP	03	385626003	9/29/2015	Ru-103	1.37E-03	1.22E-03	4.31E-03	U
AP	03	385626003	9/29/2015	Ru-106	3.80E-04	2.87E-03	9.63E-03	U
AP	03	385626003	9/29/2015	Sb-124	3.80E-04	1.49E-03	5.23E-03	U
AP	03	385626003	9/29/2015	Sb-125	-1.36E-03	6.72E-04	1.43E-03	U
AP	03	385626003	9/29/2015	Se-75	-1.30E-04	4.47E-04	1.45E-03	U
AP	03	385626003	9/29/2015	Th-228	0.00E+00	7.16E-04	1.43E-03	U
AP	03	385626003	9/29/2015	Zn-65	9.99E-04	7.69E-04	2.80E-03	U
AP	03	385626003	9/29/2015	Zr-95	-8.81E-04	1.34E-03	3.29E-03	U
AP	03	383483003	10/14/2015	BETA	4.39E-02	2.07E-03	9.40E-04	
AP	03	384145003	10/27/2015	BETA	1.84E-02	1.04E-03	7.78E-04	
AP	03	385381003	11/10/2015	BETA	2.18E-02	1.15E-03	8.29E-04	
AP	03	386434003	11/25/2015	BETA	2.34E-02	1.09E-03	6.24E-04	
AP	03	387464003	12/9/2015	BETA	2.50E-02	1.14E-03	6.50E-04	
AP	03	388138003	12/23/2015	BETA	2.41E-02	1.15E-03	6.81E-04	
AP	03	389064003	12/23/2015	Ac-228	-7.84E-04	7.82E-04	2.43E-03	U
AP	03	389064003	12/23/2015	Ag-108m	6.87E-05	1.26E-04	4.21E-04	U
AP	03	389064003	12/23/2015	Ag-110m	-1.95E-04	2.99E-04	8.86E-04	U
AP	03	389064003	12/23/2015	Ba-140	4.71E-04	1.71E-02	5.75E-02	U
AP	03	389064003	12/23/2015	Be-7	8.08E-02	8.45E-03	1.00E-02	
AP	03	389064003	12/23/2015	Ce-141	-1.36E-04	7.37E-04	2.41E-03	U
AP	03	389064003	12/23/2015	Ce-144	-2.98E-04	8.36E-04	2.75E-03	U
AP	03	389064003	12/23/2015	Co-57	1.22E-04	1.24E-04	4.20E-04	U
AP	03	389064003	12/23/2015	Co-58	-3.40E-04	2.81E-04	7.24E-04	U
AP	03	389064003	12/23/2015	Co-60	-1.14E-04	1.75E-04	5.05E-04	U
AP	03	389064003	12/23/2015	Cr-51	3.99E-03	4.87E-03	1.66E-02	U

Seabrook REMP Summary of 2015 Data

SAMPLE TYPE	STATION	LSN	END DATE	NUCLIDE	CONC (pCi/m ³)	STD.DEV. (pCi/m ³)	MDC (pCi/m ³)	FLAGS
AP	03	389064003	12/23/2015	Cs-134	-6.25E-05	1.93E-04	6.08E-04	U
AP	03	389064003	12/23/2015	Cs-137	9.95E-05	1.58E-04	5.53E-04	U
AP	03	389064003	12/23/2015	Fe-59	1.04E-03	8.45E-04	3.16E-03	U
AP	03	389064003	12/23/2015	I-131	2.39E-02	3.46E-02	1.17E-01	U
AP	03	389064003	12/23/2015	K-40	0.00E+00	2.67E-03	4.09E-03	U
AP	03	389064003	12/23/2015	La-140	-4.93E-03	6.90E-03	1.93E-02	U
AP	03	389064003	12/23/2015	Mn-54	3.13E-05	1.90E-04	6.34E-04	U
AP	03	389064003	12/23/2015	Nb-95	6.28E-05	2.83E-04	9.53E-04	U
AP	03	389064003	12/23/2015	Ru-103	4.64E-04	4.75E-04	1.56E-03	U
AP	03	389064003	12/23/2015	Ru-106	1.45E-03	1.37E-03	4.94E-03	U
AP	03	389064003	12/23/2015	Sb-124	-2.01E-03	1.05E-03	1.51E-03	U
AP	03	389064003	12/23/2015	Sb-125	6.76E-05	4.34E-04	1.41E-03	U
AP	03	389064003	12/23/2015	Se-75	-1.56E-04	3.16E-04	8.61E-04	U
AP	03	389064003	12/23/2015	Th-228	4.08E-05	2.90E-04	9.58E-04	U
AP	03	389064003	12/23/2015	Zn-65	-5.15E-04	5.12E-04	1.47E-03	U
AP	03	389064003	12/23/2015	Zr-95	-1.07E-03	5.50E-04	1.07E-03	U
AP	04	364633004	1/7/2015	BETA	2.03E-02	1.02E-03	4.94E-04	
AP	04	365652004	1/21/2015	BETA	2.89E-02	1.29E-03	5.38E-04	
AP	04	366731003	2/4/2015	BETA	2.24E-02	1.14E-03	5.27E-04	
AP	04	367543004	2/18/2015	BETA	3.64E-02	1.47E-03	4.93E-04	
AP	04	368321004	3/4/2015	BETA	3.64E-02	1.46E-03	5.34E-04	
AP	04	369318004	3/18/2015	BETA	2.63E-02	1.25E-03	5.56E-04	
AP	04	370024004	4/1/2015	BETA	2.53E-02	1.24E-03	5.94E-04	
AP	04	372392004	4/1/2015	Ac-228	1.21E-03	8.02E-04	2.32E-03	U
AP	04	372392004	4/1/2015	Ag-108m	1.65E-04	1.19E-04	3.14E-04	U
AP	04	372392004	4/1/2015	Ag-110m	3.05E-04	2.12E-04	7.37E-04	U
AP	04	372392004	4/1/2015	Ba-140	6.71E-02	5.66E-02	1.93E-01	U
AP	04	372392004	4/1/2015	Be-7	1.28E-01	9.66E-03	9.28E-03	
AP	04	372392004	4/1/2015	Ce-141	1.00E-03	1.01E-03	3.27E-03	U
AP	04	372392004	4/1/2015	Ce-144	-4.71E-04	7.25E-04	2.11E-03	U
AP	04	372392004	4/1/2015	Co-57	-6.38E-05	8.82E-05	2.72E-04	U
AP	04	372392004	4/1/2015	Co-58	3.79E-04	3.04E-04	9.76E-04	U
AP	04	372392004	4/1/2015	Co-60	2.33E-04	1.46E-04	5.32E-04	U
AP	04	372392004	4/1/2015	Cr-51	-4.77E-03	8.15E-03	2.47E-02	U
AP	04	372392004	4/1/2015	Cs-134	-7.69E-05	1.98E-04	4.22E-04	U
AP	04	372392004	4/1/2015	Cs-137	1.17E-04	1.21E-04	4.20E-04	U
AP	04	372392004	4/1/2015	Fe-59	-3.73E-04	9.25E-04	2.91E-03	U
AP	04	372392004	4/1/2015	I-131	0.00E+00	2.75E-01	0.00E+00	UI
AP	04	372392004	4/1/2015	K-40	2.30E-03	1.92E-03	6.95E-03	U
AP	04	372392004	4/1/2015	La-140	-2.06E-02	2.69E-02	7.29E-02	U
AP	04	372392004	4/1/2015	Mn-54	-1.34E-05	1.71E-04	5.55E-04	U
AP	04	372392004	4/1/2015	Nb-95	-2.95E-04	2.80E-04	8.04E-04	U
AP	04	372392004	4/1/2015	Ru-103	-1.81E-04	5.33E-04	1.71E-03	U
AP	04	372392004	4/1/2015	Ru-106	-1.19E-03	1.13E-03	3.38E-03	U
AP	04	372392004	4/1/2015	Sb-124	1.36E-04	8.03E-04	2.68E-03	U
AP	04	372392004	4/1/2015	Sb-125	1.78E-04	2.79E-04	9.56E-04	U
AP	04	372392004	4/1/2015	Se-75	-1.33E-04	2.09E-04	6.52E-04	U
AP	04	372392004	4/1/2015	Th-228	1.06E-04	2.66E-04	7.42E-04	U
AP	04	372392004	4/1/2015	Zn-65	4.62E-05	3.79E-04	1.26E-03	U

Seabrook REMP Summary of 2015 Data

SAMPLE TYPE	STATION	LSN	END DATE	NUCLIDE	CONC (pCi/m ³)	STD.DEV. (pCi/m ³)	MDC (pCi/m ³)	FLAGS
AP	04	372392004	4/1/2015	Zr-95	2.55E-04	5.18E-04	1.77E-03	U
AP	04	371327004	4/15/2015	BETA	2.20E-02	1.15E-03	5.67E-04	
AP	04	372230004	4/29/2015	BETA	1.50E-02	9.62E-04	5.67E-04	
AP	04	373191004	5/13/2015	BETA	1.45E-02	9.41E-04	5.38E-04	
AP	04	374117004	5/27/2015	BETA	2.98E-02	1.36E-03	5.70E-04	
AP	04	374965004	6/10/2015	BETA	1.55E-02	9.77E-04	6.05E-04	
AP	04	375809004	6/24/2015	BETA	1.61E-02	1.01E-03	6.46E-04	
AP	04	378038004	6/24/2015	Ac-228	2.28E-03	9.51E-04	3.46E-03	U
AP	04	378038004	6/24/2015	Ag-108m	-2.74E-04	1.56E-04	3.91E-04	U
AP	04	378038004	6/24/2015	Ag-110m	1.03E-04	2.91E-04	1.01E-03	U
AP	04	378038004	6/24/2015	Ba-140	5.10E-02	8.16E-02	2.84E-01	U
AP	04	378038004	6/24/2015	Be-7	1.14E-01	1.28E-02	1.89E-02	
AP	04	378038004	6/24/2015	Ce-141	-4.49E-04	8.86E-04	2.75E-03	U
AP	04	378038004	6/24/2015	Ce-144	4.64E-04	5.59E-04	1.92E-03	U
AP	04	378038004	6/24/2015	Co-57	-1.35E-05	8.49E-05	2.77E-04	U
AP	04	378038004	6/24/2015	Co-58	6.35E-04	4.86E-04	1.78E-03	U
AP	04	378038004	6/24/2015	Co-60	-1.91E-05	3.30E-04	1.10E-03	U
AP	04	378038004	6/24/2015	Cr-51	-1.20E-02	1.04E-02	2.37E-02	U
AP	04	378038004	6/24/2015	Cs-134	3.16E-04	2.60E-04	9.47E-04	U
AP	04	378038004	6/24/2015	Cs-137	-3.43E-05	1.77E-04	5.60E-04	U
AP	04	378038004	6/24/2015	Fe-59	8.54E-04	1.66E-03	5.77E-03	U
AP	04	378038004	6/24/2015	I-131	-1.31E-01	3.16E-01	0.00E+00	U
AP	04	378038004	6/24/2015	K-40	4.08E-03	3.95E-03	6.00E-03	U
AP	04	378038004	6/24/2015	La-140	6.27E-02	5.22E-02	1.95E-01	U
AP	04	378038004	6/24/2015	Mn-54	1.83E-04	2.41E-04	8.64E-04	U
AP	04	378038004	6/24/2015	Nb-95	-7.22E-04	6.21E-04	1.34E-03	U
AP	04	378038004	6/24/2015	Ru-103	-4.04E-04	6.18E-04	1.87E-03	U
AP	04	378038004	6/24/2015	Ru-106	9.07E-04	1.69E-03	5.86E-03	U
AP	04	378038004	6/24/2015	Sb-124	-5.56E-04	1.71E-03	5.32E-03	U
AP	04	378038004	6/24/2015	Sb-125	1.00E-03	5.27E-04	1.75E-03	U
AP	04	378038004	6/24/2015	Se-75	-1.48E-04	2.60E-04	8.20E-04	U
AP	04	378038004	6/24/2015	Th-228	4.11E-05	2.04E-04	6.96E-04	U
AP	04	378038004	6/24/2015	Zn-65	3.33E-04	6.04E-04	2.11E-03	U
AP	04	378038004	6/24/2015	Zr-95	1.16E-05	1.02E-03	2.96E-03	U
AP	04	376931004	7/8/2015	BETA	2.05E-02	1.13E-03	5.87E-04	
AP	04	377887004	7/22/2015	BETA	2.38E-02	1.23E-03	5.60E-04	
AP	04	378854004	8/5/2015	BETA	2.65E-02	1.30E-03	6.06E-04	
AP	04	379743004	8/19/2015	BETA	2.50E-02	1.26E-03	6.15E-04	
AP	04	380727004	9/2/2015	BETA	2.57E-02	1.27E-03	6.06E-04	
AP	04	381448004	9/16/2015	BETA	3.80E-02	1.58E-03	6.55E-04	
AP	04	382272004	9/29/2015	BETA	3.69E-02	1.58E-03	6.20E-04	
AP	04	385626004	9/29/2015	Ac-228	-2.16E-04	5.41E-04	1.83E-03	U
AP	04	385626004	9/29/2015	Ag-108m	1.14E-05	1.24E-04	4.01E-04	U
AP	04	385626004	9/29/2015	Ag-110m	-1.16E-04	1.56E-04	4.28E-04	U
AP	04	385626004	9/29/2015	Ba-140	4.77E-02	8.68E-02	3.03E-01	U
AP	04	385626004	9/29/2015	Be-7	1.15E-01	1.09E-02	7.94E-03	
AP	04	385626004	9/29/2015	Ce-141	-1.69E-03	1.19E-03	3.23E-03	U

Seabrook REMP Summary of 2015 Data

SAMPLE TYPE	STATION	LSN	END DATE	NUCLIDE	CONC (pCi/m ³)	STD.DEV. (pCi/m ³)	MDC (pCi/m ³)	FLAGS
AP	04	385626004	9/29/2015	Ce-144	-7.16E-05	6.18E-04	1.98E-03	U
AP	04	385626004	9/29/2015	Co-57	1.82E-04	8.98E-05	2.47E-04	U
AP	04	385626004	9/29/2015	Co-58	-4.60E-04	2.79E-04	5.76E-04	U
AP	04	385626004	9/29/2015	Co-60	-3.31E-05	1.51E-04	4.83E-04	U
AP	04	385626004	9/29/2015	Cr-51	7.20E-03	1.07E-02	3.65E-02	U
AP	04	385626004	9/29/2015	Cs-134	-3.60E-04	2.06E-04	4.45E-04	U
AP	04	385626004	9/29/2015	Cs-137	-1.78E-05	1.48E-04	4.09E-04	U
AP	04	385626004	9/29/2015	Fe-59	-3.13E-04	1.70E-03	5.44E-03	U
AP	04	385626004	9/29/2015	I-131	0.00E+00	6.68E-01	0.00E+00	UI
AP	04	385626004	9/29/2015	K-40	2.73E-03	2.47E-03	9.60E-03	U
AP	04	385626004	9/29/2015	La-140	-4.72E-02	5.23E-02	1.43E-01	U
AP	04	385626004	9/29/2015	Mn-54	2.25E-04	2.16E-04	7.71E-04	U
AP	04	385626004	9/29/2015	Nb-95	-1.28E-04	3.92E-04	1.21E-03	U
AP	04	385626004	9/29/2015	Ru-103	-4.50E-05	5.33E-04	1.77E-03	U
AP	04	385626004	9/29/2015	Ru-106	-1.78E-03	1.41E-03	3.72E-03	U
AP	04	385626004	9/29/2015	Sb-124	-4.64E-05	1.12E-03	3.63E-03	U
AP	04	385626004	9/29/2015	Sb-125	1.28E-04	3.58E-04	1.18E-03	U
AP	04	385626004	9/29/2015	Se-75	1.78E-04	2.65E-04	9.06E-04	U
AP	04	385626004	9/29/2015	Th-228	1.35E-04	3.29E-04	7.68E-04	U
AP	04	385626004	9/29/2015	Zn-65	4.45E-04	3.56E-04	1.35E-03	U
AP	04	385626004	9/29/2015	Zr-95	-1.61E-03	8.09E-04	1.55E-03	U
AP	04	383483004	10/14/2015	BETA	2.80E-02	1.55E-03	8.33E-04	
AP	04	384145004	10/27/2015	BETA	2.00E-02	1.07E-03	7.57E-04	
AP	04	385381004	11/10/2015	BETA	2.35E-02	1.12E-03	7.39E-04	
AP	04	386434004	11/25/2015	BETA	2.30E-02	1.06E-03	6.01E-04	
AP	04	387464004	12/9/2015	BETA	2.62E-02	1.23E-03	7.14E-04	
AP	04	388138004	12/23/2015	BETA	2.28E-02	1.11E-03	6.72E-04	
AP	04	389064004	12/23/2015	Ac-228	-6.46E-07	9.04E-04	3.37E-03	U
AP	04	389064004	12/23/2015	Ag-108m	-1.61E-04	1.72E-04	5.01E-04	U
AP	04	389064004	12/23/2015	Ag-110m	2.91E-04	3.32E-04	1.21E-03	U
AP	04	389064004	12/23/2015	Ba-140	2.90E-02	1.72E-02	6.25E-02	U
AP	04	389064004	12/23/2015	Be-7	8.33E-02	9.29E-03	1.06E-02	
AP	04	389064004	12/23/2015	Ce-141	-2.14E-03	9.73E-04	2.32E-03	U
AP	04	389064004	12/23/2015	Ce-144	-1.11E-04	8.11E-04	2.65E-03	U
AP	04	389064004	12/23/2015	Co-57	-6.72E-05	1.12E-04	3.53E-04	U
AP	04	389064004	12/23/2015	Co-58	1.19E-05	4.17E-04	1.40E-03	U
AP	04	389064004	12/23/2015	Co-60	3.86E-04	2.48E-04	9.91E-04	U
AP	04	389064004	12/23/2015	Cr-51	-4.62E-03	6.42E-03	2.00E-02	U
AP	04	389064004	12/23/2015	Cs-134	-1.60E-04	2.57E-04	7.77E-04	U
AP	04	389064004	12/23/2015	Cs-137	-2.03E-04	2.27E-04	6.16E-04	U
AP	04	389064004	12/23/2015	Fe-59	2.61E-04	1.23E-03	4.13E-03	U
AP	04	389064004	12/23/2015	I-131	8.49E-03	4.10E-02	1.39E-01	U
AP	04	389064004	12/23/2015	K-40	-9.44E-04	3.04E-03	1.09E-02	U
AP	04	389064004	12/23/2015	La-140	3.18E-06	5.27E-03	1.74E-02	U
AP	04	389064004	12/23/2015	Mn-54	-2.82E-04	2.75E-04	7.67E-04	U
AP	04	389064004	12/23/2015	Nb-95	3.70E-05	3.49E-04	1.18E-03	U
AP	04	389064004	12/23/2015	Ru-103	-3.61E-04	4.87E-04	1.42E-03	U
AP	04	389064004	12/23/2015	Ru-106	-1.13E-03	2.90E-03	7.61E-03	U
AP	04	389064004	12/23/2015	Sb-124	-3.04E-05	1.28E-03	4.17E-03	U

Seabrook REMP Summary of 2015 Data

SAMPLE TYPE	STATION	LSN	END DATE	NUCLIDE	CONC (pCi/m ³)	STD.DEV. (pCi/m ³)	MDC (pCi/m ³)	FLAGS
AP	04	389064004	12/23/2015	Sb-125	-1.63E-05	4.71E-04	1.55E-03	U
AP	04	389064004	12/23/2015	Se-75	-1.69E-04	3.06E-04	9.94E-04	U
AP	04	389064004	12/23/2015	Th-228	2.74E-04	3.21E-04	1.13E-03	U
AP	04	389064004	12/23/2015	Zn-65	-2.38E-04	5.69E-04	1.70E-03	U
AP	04	389064004	12/23/2015	Zr-95	-3.25E-04	6.27E-04	1.93E-03	U
AP	05	364633005	1/7/2015	BETA	2.08E-02	1.06E-03	5.22E-04	
AP	05	365652005	1/21/2015	BETA	3.00E-02	1.35E-03	5.69E-04	
AP	05	366731004	2/4/2015	BETA	2.40E-02	1.21E-03	5.62E-04	
AP	05	367543005	2/18/2015	BETA	3.68E-02	1.51E-03	5.14E-04	
AP	05	368321005	3/4/2015	BETA	4.06E-02	1.60E-03	5.75E-04	
AP	05	369318005	3/18/2015	BETA	2.43E-02	1.26E-03	6.13E-04	
AP	05	370024005	4/1/2015	BETA	2.81E-02	1.36E-03	6.50E-04	
AP	05	372392005	4/1/2015	Ac-228	-1.30E-03	7.44E-04	2.08E-03	U
AP	05	372392005	4/1/2015	Ag-108m	3.75E-05	1.42E-04	4.78E-04	U
AP	05	372392005	4/1/2015	Ag-110m	2.57E-04	2.38E-04	8.60E-04	U
AP	05	372392005	4/1/2015	Ba-140	-9.76E-02	8.90E-02	2.16E-01	U
AP	05	372392005	4/1/2015	Bc-7	1.05E-01	1.09E-02	1.36E-02	
AP	05	372392005	4/1/2015	Ce-141	4.14E-04	1.09E-03	3.63E-03	U
AP	05	372392005	4/1/2015	Ce-144	3.32E-04	7.50E-04	2.43E-03	U
AP	05	372392005	4/1/2015	Co-57	-4.27E-05	9.39E-05	3.02E-04	U
AP	05	372392005	4/1/2015	Co-58	3.37E-04	4.00E-04	1.41E-03	U
AP	05	372392005	4/1/2015	Co-60	-2.09E-04	1.66E-04	3.91E-04	U
AP	05	372392005	4/1/2015	Cr-51	6.37E-03	1.06E-02	3.63E-02	U
AP	05	372392005	4/1/2015	Cs-134	1.93E-05	1.71E-04	5.82E-04	U
AP	05	372392005	4/1/2015	Cs-137	1.13E-04	1.90E-04	5.67E-04	U
AP	05	372392005	4/1/2015	Fe-59	1.24E-03	8.78E-04	3.37E-03	U
AP	05	372392005	4/1/2015	I-131	0.00E+00	3.44E-01	0.00E+00	UI
AP	05	372392005	4/1/2015	K-40	0.00E+00	2.55E-03	4.60E-03	UI
AP	05	372392005	4/1/2015	La-140	-1.51E-02	2.03E-02	5.57E-02	U
AP	05	372392005	4/1/2015	Mn-54	-7.55E-05	1.97E-04	6.37E-04	U
AP	05	372392005	4/1/2015	Nb-95	-2.79E-04	4.85E-04	1.47E-03	U
AP	05	372392005	4/1/2015	Ru-103	6.85E-04	5.03E-04	1.31E-03	U
AP	05	372392005	4/1/2015	Ru-106	2.03E-03	1.57E-03	5.45E-03	U
AP	05	372392005	4/1/2015	Sb-124	-9.61E-04	9.09E-04	2.26E-03	U
AP	05	372392005	4/1/2015	Sb-125	-3.59E-04	4.11E-04	1.26E-03	U
AP	05	372392005	4/1/2015	Se-75	-1.44E-04	2.91E-04	9.02E-04	U
AP	05	372392005	4/1/2015	Th-228	4.47E-04	4.17E-04	8.65E-04	U
AP	05	372392005	4/1/2015	Zn-65	3.03E-04	3.97E-04	1.41E-03	U
AP	05	372392005	4/1/2015	Zr-95	-1.07E-04	7.76E-04	2.11E-03	U
AP	05	371327005	4/15/2015	BETA	2.36E-02	1.25E-03	6.32E-04	
AP	05	372230005	4/29/2015	BETA	1.42E-02	9.91E-04	6.33E-04	
AP	05	373191005	5/13/2015	BETA	1.63E-02	1.04E-03	5.83E-04	
AP	05	374117005	5/27/2015	BETA	2.68E-02	1.32E-03	6.04E-04	
AP	05	374965005	6/10/2015	BETA	1.33E-02	9.34E-04	6.43E-04	
AP	05	375809005	6/24/2015	BETA	1.77E-02	1.11E-03	7.16E-04	
AP	05	378038005	6/24/2015	Ac-228	-5.30E-05	7.70E-04	2.74E-03	U
AP	05	378038005	6/24/2015	Ag-108m	1.67E-04	1.43E-04	4.92E-04	U

Seabrook REMP Summary of 2015 Data

SAMPLE TYPE	STATION	LSN	END DATE	NUCLIDE	CONC (pCi/m ³)	STD.DEV. (pCi/m ³)	MDC (pCi/m ³)	FLAGS
AP	05	378038005	6/24/2015	Ag-110m	-3.78E-04	3.43E-04	9.29E-04	U
AP	05	378038005	6/24/2015	Ba-140	-7.18E-03	7.56E-02	2.53E-01	U
AP	05	378038005	6/24/2015	Be-7	9.78E-02	1.10E-02	1.61E-02	
AP	05	378038005	6/24/2015	Ce-141	2.82E-03	1.31E-03	4.31E-03	U
AP	05	378038005	6/24/2015	Ce-144	-4.69E-04	8.06E-04	2.60E-03	U
AP	05	378038005	6/24/2015	Co-57	1.04E-04	1.13E-04	3.93E-04	U
AP	05	378038005	6/24/2015	Co-58	-6.98E-04	4.39E-04	1.03E-03	U
AP	05	378038005	6/24/2015	Co-60	9.64E-05	2.02E-04	7.23E-04	U
AP	05	378038005	6/24/2015	Cr-51	1.57E-03	1.12E-02	3.71E-02	U
AP	05	378038005	6/24/2015	Cs-134	-2.70E-04	2.39E-04	6.58E-04	U
AP	05	378038005	6/24/2015	Cs-137	3.14E-05	2.05E-04	6.94E-04	U
AP	05	378038005	6/24/2015	Fe-59	-1.87E-03	1.81E-03	4.92E-03	U
AP	05	378038005	6/24/2015	I-131	0.00E+00	4.34E-01	0.00E+00	UI
AP	05	378038005	6/24/2015	K-40	1.80E-03	2.93E-03	1.09E-02	U
AP	05	378038005	6/24/2015	La-140	2.44E-03	3.08E-02	1.04E-01	U
AP	05	378038005	6/24/2015	Mn-54	5.47E-05	2.26E-04	7.64E-04	U
AP	05	378038005	6/24/2015	Nb-95	-5.15E-04	4.34E-04	1.16E-03	U
AP	05	378038005	6/24/2015	Ru-103	-8.64E-04	7.32E-04	1.93E-03	U
AP	05	378038005	6/24/2015	Ru-106	6.30E-04	1.75E-03	6.07E-03	U
AP	05	378038005	6/24/2015	Sb-124	-2.02E-03	1.25E-03	1.99E-03	U
AP	05	378038005	6/24/2015	Sb-125	2.57E-04	4.32E-04	1.46E-03	U
AP	05	378038005	6/24/2015	Se-75	-2.52E-04	3.21E-04	9.90E-04	U
AP	05	378038005	6/24/2015	Th-228	2.96E-04	3.17E-04	1.01E-03	U
AP	05	378038005	6/24/2015	Zn-65	-1.07E-03	7.19E-04	1.20E-03	U
AP	05	378038005	6/24/2015	Zr-95	1.28E-03	9.11E-04	3.36E-03	U
AP	05	376931005	7/8/2015	BETA	1.94E-02	1.14E-03	6.34E-04	
AP	05	377887005	7/22/2015	BETA	2.46E-02	1.29E-03	5.97E-04	
AP	05	378854005	8/5/2015	BETA	2.48E-02	1.29E-03	6.45E-04	
AP	05	379743005	8/19/2015	BETA	2.41E-02	1.28E-03	6.60E-04	
AP	05	380727005	9/2/2015	BETA	2.95E-02	1.41E-03	6.49E-04	
AP	05	381448005	9/16/2015	BETA	3.83E-02	1.63E-03	6.91E-04	
AP	05	382272005	9/29/2015	BETA	3.46E-02	1.58E-03	6.64E-04	
AP	05	385626005	9/29/2015	Ac-228	8.69E-04	7.95E-04	2.16E-03	U
AP	05	385626005	9/29/2015	Ag-108m	1.00E-04	9.32E-05	3.21E-04	U
AP	05	385626005	9/29/2015	Ag-110m	5.65E-05	2.69E-04	7.90E-04	U
AP	05	385626005	9/29/2015	Ba-140	9.74E-02	8.96E-02	3.06E-01	U
AP	05	385626005	9/29/2015	Be-7	1.14E-01	9.49E-03	9.78E-03	
AP	05	385626005	9/29/2015	Ce-141	-6.32E-04	1.11E-03	3.36E-03	U
AP	05	385626005	9/29/2015	Ce-144	-1.14E-03	6.49E-04	1.85E-03	U
AP	05	385626005	9/29/2015	Co-57	1.15E-04	8.68E-05	2.94E-04	U
AP	05	385626005	9/29/2015	Co-58	-7.29E-05	3.19E-04	1.05E-03	U
AP	05	385626005	9/29/2015	Co-60	2.38E-04	1.66E-04	5.96E-04	U
AP	05	385626005	9/29/2015	Cr-51	-8.74E-03	9.81E-03	2.94E-02	U
AP	05	385626005	9/29/2015	Cs-134	6.09E-05	1.35E-04	4.66E-04	U
AP	05	385626005	9/29/2015	Cs-137	1.02E-04	1.07E-04	3.67E-04	U
AP	05	385626005	9/29/2015	Fe-59	1.88E-03	1.21E-03	3.95E-03	U
AP	05	385626005	9/29/2015	I-131	-5.90E-01	5.83E-01	0.00E+00	U
AP	05	385626005	9/29/2015	K-40	0.00E+00	2.50E-03	3.83E-03	U
AP	05	385626005	9/29/2015	La-140	-6.06E-02	3.32E-02	6.55E-02	U

Seabrook REMP Summary of 2015 Data

SAMPLE TYPE	STATION	LSN	END DATE	NUCLIDE	CONC (pCi/m ³)	STD.DEV. (pCi/m ³)	MDC (pCi/m ³)	FLAGS
AP	05	385626005	9/29/2015	Mn-54	-2.18E-04	1.49E-04	4.07E-04	U
AP	05	385626005	9/29/2015	Nb-95	2.99E-04	4.45E-04	1.30E-03	U
AP	05	385626005	9/29/2015	Ru-103	-6.52E-04	5.82E-04	1.72E-03	U
AP	05	385626005	9/29/2015	Ru-106	1.93E-03	1.22E-03	4.16E-03	U
AP	05	385626005	9/29/2015	Sb-124	-3.62E-04	8.19E-04	2.49E-03	U
AP	05	385626005	9/29/2015	Sb-125	-1.61E-04	3.36E-04	1.09E-03	U
AP	05	385626005	9/29/2015	Se-75	-6.81E-05	2.31E-04	7.42E-04	U
AP	05	385626005	9/29/2015	Th-228	2.26E-05	2.07E-04	7.09E-04	U
AP	05	385626005	9/29/2015	Zn-65	-3.24E-04	3.71E-04	1.08E-03	U
AP	05	385626005	9/29/2015	Zr-95	1.96E-04	5.65E-04	1.87E-03	U
AP	05	383483005	10/14/2015	BETA	2.09E-02	1.14E-03	6.03E-04	
AP	05	384145005	10/27/2015	BETA	1.77E-02	1.06E-03	8.30E-04	
AP	05	385381005	11/10/2015	BETA	2.34E-02	1.17E-03	8.05E-04	
AP	05	386434005	11/25/2015	BETA	2.25E-02	1.10E-03	6.58E-04	
AP	05	387464005	12/9/2015	BETA	2.10E-02	1.08E-03	6.86E-04	
AP	05	388138005	12/23/2015	BETA	2.15E-02	1.11E-03	7.15E-04	
AP	05	389064005	12/23/2015	Ac-228	1.12E-03	6.09E-04	2.28E-03	U
AP	05	389064005	12/23/2015	Ag-108m	-1.44E-04	1.32E-04	3.71E-04	U
AP	05	389064005	12/23/2015	Ag-110m	6.26E-07	2.34E-04	7.72E-04	U
AP	05	389064005	12/23/2015	Ba-140	6.96E-03	1.39E-02	4.72E-02	U
AP	05	389064005	12/23/2015	Be-7	6.36E-02	7.83E-03	8.14E-03	
AP	05	389064005	12/23/2015	Ce-141	-2.68E-04	6.26E-04	1.94E-03	U
AP	05	389064005	12/23/2015	Ce-144	-5.34E-04	7.75E-04	2.34E-03	U
AP	05	389064005	12/23/2015	Co-57	3.16E-05	9.98E-05	3.28E-04	U
AP	05	389064005	12/23/2015	Co-58	-4.52E-05	2.52E-04	8.14E-04	U
AP	05	389064005	12/23/2015	Co-60	-1.11E-04	1.79E-04	5.25E-04	U
AP	05	389064005	12/23/2015	Cr-51	1.07E-03	5.17E-03	1.74E-02	U
AP	05	389064005	12/23/2015	Cs-134	-7.01E-05	1.57E-04	4.75E-04	U
AP	05	389064005	12/23/2015	Cs-137	2.86E-04	1.73E-04	5.93E-04	U
AP	05	389064005	12/23/2015	Fe-59	-4.45E-04	8.48E-04	2.49E-03	U
AP	05	389064005	12/23/2015	I-131	-1.05E-02	3.24E-02	1.04E-01	U
AP	05	389064005	12/23/2015	K-40	6.23E-03	3.33E-03	1.26E-02	U
AP	05	389064005	12/23/2015	La-140	-2.44E-03	5.54E-03	1.63E-02	U
AP	05	389064005	12/23/2015	Mn-54	-6.13E-07	1.87E-04	6.17E-04	U
AP	05	389064005	12/23/2015	Nb-95	2.87E-04	3.28E-04	1.06E-03	U
AP	05	389064005	12/23/2015	Ru-103	-2.77E-04	3.82E-04	1.11E-03	U
AP	05	389064005	12/23/2015	Ru-106	-9.32E-04	1.32E-03	4.03E-03	U
AP	05	389064005	12/23/2015	Sb-124	-5.03E-04	7.35E-04	1.95E-03	U
AP	05	389064005	12/23/2015	Sb-125	-3.07E-04	4.18E-04	1.25E-03	U
AP	05	389064005	12/23/2015	Se-75	2.92E-04	2.56E-04	8.87E-04	U
AP	05	389064005	12/23/2015	Th-228	4.17E-04	3.44E-04	8.63E-04	U
AP	05	389064005	12/23/2015	Zn-65	-3.88E-04	3.66E-04	8.79E-04	U
AP	05	389064005	12/23/2015	Zr-95	-5.97E-04	3.97E-04	8.47E-04	U
AP	07	364633006	1/7/2015	BETA	2.26E-02	1.10E-03	5.14E-04	
AP	07	365652006	1/21/2015	BETA	3.04E-02	1.36E-03	5.65E-04	
AP	07	366731005	2/4/2015	BETA	2.42E-02	1.21E-03	5.49E-04	
AP	07	367543006	2/18/2015	BETA	3.55E-02	1.43E-03	4.77E-04	
AP	07	368321006	3/4/2015	BETA	4.17E-02	1.66E-03	6.05E-04	

Seabrook REMP Summary of 2015 Data

SAMPLE TYPE	STATION	LSN	END DATE	NUCLIDE	CONC (pCi/m ³)	STD.DEV. (pCi/m ³)	MDC (pCi/m ³)	FLAGS
AP	07	369318006	3/18/2015	BETA	2.63E-02	1.30E-03	6.03E-04	
AP	07	370024006	4/1/2015	BETA	2.72E-02	1.33E-03	6.37E-04	
AP	07	372392006	4/1/2015	Ac-228	-2.73E-04	5.05E-04	1.62E-03	U
AP	07	372392006	4/1/2015	Ag-108m	-8.49E-07	1.07E-04	3.59E-04	U
AP	07	372392006	4/1/2015	Ag-110m	9.51E-05	2.33E-04	7.80E-04	U
AP	07	372392006	4/1/2015	Ba-140	1.07E-02	5.35E-02	1.80E-01	U
AP	07	372392006	4/1/2015	Be-7	1.10E-01	8.83E-03	8.03E-03	
AP	07	372392006	4/1/2015	Ce-141	7.36E-04	8.37E-04	2.84E-03	U
AP	07	372392006	4/1/2015	Ce-144	-5.39E-04	6.37E-04	1.98E-03	U
AP	07	372392006	4/1/2015	Co-57	1.20E-04	7.93E-05	2.67E-04	U
AP	07	372392006	4/1/2015	Co-58	2.66E-05	2.37E-04	7.78E-04	U
AP	07	372392006	4/1/2015	Co-60	1.61E-04	1.34E-04	4.99E-04	U
AP	07	372392006	4/1/2015	Cr-51	-6.49E-03	9.13E-03	2.75E-02	U
AP	07	372392006	4/1/2015	Cs-134	-4.38E-05	1.43E-04	4.47E-04	U
AP	07	372392006	4/1/2015	Cs-137	1.95E-04	1.29E-04	4.52E-04	U
AP	07	372392006	4/1/2015	Fe-59	-1.59E-03	9.83E-04	2.25E-03	U
AP	07	372392006	4/1/2015	I-131	0.00E+00	2.57E-01	0.00E+00	UI
AP	07	372392006	4/1/2015	K-40	0.00E+00	1.86E-03	3.27E-03	UI
AP	07	372392006	4/1/2015	La-140	-1.12E-02	2.18E-02	6.37E-02	U
AP	07	372392006	4/1/2015	Mn-54	-2.50E-04	1.98E-04	5.35E-04	U
AP	07	372392006	4/1/2015	Nb-95	-4.18E-04	3.14E-04	8.07E-04	U
AP	07	372392006	4/1/2015	Ru-103	-1.01E-03	5.58E-04	1.38E-03	U
AP	07	372392006	4/1/2015	Ru-106	-3.18E-05	1.08E-03	3.55E-03	U
AP	07	372392006	4/1/2015	Sb-124	7.74E-04	9.98E-04	3.55E-03	U
AP	07	372392006	4/1/2015	Sb-125	2.70E-04	2.88E-04	1.01E-03	U
AP	07	372392006	4/1/2015	Se-75	6.87E-05	2.26E-04	7.43E-04	U
AP	07	372392006	4/1/2015	Th-228	-1.76E-04	2.00E-04	6.20E-04	U
AP	07	372392006	4/1/2015	Zn-65	-2.18E-04	3.47E-04	1.05E-03	U
AP	07	372392006	4/1/2015	Zr-95	-4.29E-04	7.08E-04	2.04E-03	U
AP	07	371327006	4/15/2015	BETA	2.61E-02	1.30E-03	6.16E-04	
AP	07	372230006	4/29/2015	BETA	1.37E-02	9.53E-04	6.05E-04	
AP	07	373191006	5/13/2015	BETA	1.62E-02	1.02E-03	5.67E-04	
AP	07	374117006	5/27/2015	BETA	2.86E-02	1.34E-03	5.80E-04	
AP	07	374965006	6/10/2015	BETA	1.41E-02	9.42E-04	6.22E-04	
AP	07	375809006	6/24/2015	BETA	1.68E-02	1.04E-03	6.65E-04	
AP	07	378038006	6/24/2015	Ac-228	1.11E-03	7.23E-04	2.77E-03	U
AP	07	378038006	6/24/2015	Ag-108m	2.24E-06	1.28E-04	4.30E-04	U
AP	07	378038006	6/24/2015	Ag-110m	1.80E-04	2.45E-04	8.73E-04	U
AP	07	378038006	6/24/2015	Ba-140	1.86E-03	5.91E-02	1.95E-01	U
AP	07	378038006	6/24/2015	Be-7	1.24E-01	1.08E-02	9.62E-03	
AP	07	378038006	6/24/2015	Ce-141	-7.98E-04	1.04E-03	3.35E-03	U
AP	07	378038006	6/24/2015	Ce-144	-7.66E-04	8.39E-04	2.45E-03	U
AP	07	378038006	6/24/2015	Co-57	4.73E-05	9.25E-05	3.02E-04	U
AP	07	378038006	6/24/2015	Co-58	-2.04E-04	3.56E-04	1.11E-03	U
AP	07	378038006	6/24/2015	Co-60	1.70E-04	1.87E-04	6.87E-04	U
AP	07	378038006	6/24/2015	Cr-51	-1.04E-02	1.05E-02	3.05E-02	U
AP	07	378038006	6/24/2015	Cs-134	-5.21E-05	1.95E-04	6.33E-04	U
AP	07	378038006	6/24/2015	Cs-137	-1.23E-04	1.85E-04	5.13E-04	U

Seabrook REMP Summary of 2015 Data

SAMPLE TYPE	STATION	LSN	END DATE	NUCLIDE	CONC (pCi/m ³)	STD.DEV. (pCi/m ³)	MDC (pCi/m ³)	FLAGS
AP	07	378038006	6/24/2015	Fe-59	7.28E-04	1.18E-03	4.13E-03	U
AP	07	378038006	6/24/2015	I-131	0.00E+00	3.30E-01	0.00E+00	UI
AP	07	378038006	6/24/2015	K-40	2.93E-03	2.36E-03	9.32E-03	U
AP	07	378038006	6/24/2015	La-140	1.18E-03	2.90E-02	9.57E-02	U
AP	07	378038006	6/24/2015	Mn-54	-3.81E-06	1.79E-04	5.94E-04	U
AP	07	378038006	6/24/2015	Nb-95	-1.12E-04	3.18E-04	1.02E-03	U
AP	07	378038006	6/24/2015	Ru-103	5.46E-04	5.96E-04	2.09E-03	U
AP	07	378038006	6/24/2015	Ru-106	-3.24E-04	1.55E-03	4.95E-03	U
AP	07	378038006	6/24/2015	Sb-124	-4.63E-04	1.08E-03	3.19E-03	U
AP	07	378038006	6/24/2015	Sb-125	-3.49E-04	4.24E-04	1.31E-03	U
AP	07	378038006	6/24/2015	Se-75	-7.74E-05	2.82E-04	9.05E-04	U
AP	07	378038006	6/24/2015	Th-228	3.16E-04	2.63E-04	8.57E-04	U
AP	07	378038006	6/24/2015	Zn-65	-9.04E-04	5.67E-04	1.32E-03	U
AP	07	378038006	6/24/2015	Zr-95	4.78E-04	6.03E-04	2.17E-03	U
AP	07	376931006	7/8/2015	BETA	1.81E-02	1.08E-03	6.06E-04	
AP	07	377887006	7/22/2015	BETA	2.41E-02	1.25E-03	5.78E-04	
AP	07	378854006	8/5/2015	BETA	2.51E-02	1.29E-03	6.30E-04	
AP	07	379743006	8/19/2015	BETA	2.66E-02	1.32E-03	6.37E-04	
AP	07	380727006	9/2/2015	BETA	2.60E-02	1.31E-03	6.34E-04	
AP	07	381448006	9/16/2015	BETA	3.94E-02	1.63E-03	6.72E-04	
AP	07	382272006	9/29/2015	BETA	3.72E-02	1.62E-03	6.45E-04	
AP	07	385626006	9/29/2015	Ac-228	-3.96E-04	4.67E-04	1.45E-03	U
AP	07	385626006	9/29/2015	Ag-108m	-4.99E-05	8.65E-05	2.73E-04	U
AP	07	385626006	9/29/2015	Ag-110m	-2.74E-05	1.90E-04	6.31E-04	U
AP	07	385626006	9/29/2015	Ba-140	1.07E-01	8.26E-02	2.80E-01	U
AP	07	385626006	9/29/2015	Be-7	9.90E-02	8.93E-03	9.29E-03	
AP	07	385626006	9/29/2015	Ce-141	8.93E-05	9.16E-04	2.96E-03	U
AP	07	385626006	9/29/2015	Ce-144	-5.04E-04	6.33E-04	1.93E-03	U
AP	07	385626006	9/29/2015	Co-57	1.28E-04	8.80E-05	2.84E-04	U
AP	07	385626006	9/29/2015	Co-58	-4.54E-05	2.49E-04	7.85E-04	U
AP	07	385626006	9/29/2015	Co-60	-2.82E-05	1.46E-04	4.73E-04	U
AP	07	385626006	9/29/2015	Cr-51	-8.35E-03	8.31E-03	2.55E-02	U
AP	07	385626006	9/29/2015	Cs-134	-2.49E-04	1.50E-04	3.72E-04	U
AP	07	385626006	9/29/2015	Cs-137	-2.05E-05	1.11E-04	3.57E-04	U
AP	07	385626006	9/29/2015	Fe-59	2.71E-04	1.09E-03	3.71E-03	U
AP	07	385626006	9/29/2015	I-131	0.00E+00	5.28E-01	0.00E+00	UI
AP	07	385626006	9/29/2015	K-40	1.89E-03	1.77E-03	5.98E-03	U
AP	07	385626006	9/29/2015	La-140	-5.76E-03	2.58E-02	8.11E-02	U
AP	07	385626006	9/29/2015	Mn-54	3.19E-05	1.36E-04	4.36E-04	U
AP	07	385626006	9/29/2015	Nb-95	2.61E-04	3.30E-04	1.11E-03	U
AP	07	385626006	9/29/2015	Ru-103	-2.68E-04	4.99E-04	1.56E-03	U
AP	07	385626006	9/29/2015	Ru-106	2.74E-04	1.17E-03	3.86E-03	U
AP	07	385626006	9/29/2015	Sb-124	4.61E-04	8.59E-04	2.97E-03	U
AP	07	385626006	9/29/2015	Sb-125	2.25E-04	2.72E-04	9.23E-04	U
AP	07	385626006	9/29/2015	Se-75	-7.87E-05	2.28E-04	7.50E-04	U
AP	07	385626006	9/29/2015	Th-228	1.85E-04	1.79E-04	6.02E-04	U
AP	07	385626006	9/29/2015	Zn-65	2.67E-04	3.40E-04	1.19E-03	U
AP	07	385626006	9/29/2015	Zr-95	3.22E-04	6.27E-04	1.84E-03	U

Seabrook REMP Summary of 2015 Data

SAMPLE TYPE	STATION	LSN	END DATE	NUCLIDE	CONC (pCi/m ³)	STD.DEV. (pCi/m ³)	MDC (pCi/m ³)	FLAGS
AP	07	383483006	10/14/2015	BETA	2.32E-02	1.19E-03	5.87E-04	
AP	07	384145006	10/27/2015	BETA	1.84E-02	1.06E-03	8.01E-04	
AP	07	385381006	11/10/2015	BETA	2.49E-02	1.19E-03	7.76E-04	
AP	07	386434006	11/25/2015	BETA	2.39E-02	1.11E-03	6.35E-04	
AP	07	387464006	12/9/2015	BETA	2.37E-02	1.15E-03	6.93E-04	
AP	07	388138006	12/23/2015	BETA	2.47E-02	1.18E-03	6.98E-04	
AP	07	389064006	12/23/2015	Ac-228	2.11E-03	9.24E-04	3.23E-03	U
AP	07	389064006	12/23/2015	Ag-108m	1.11E-04	1.37E-04	4.62E-04	U
AP	07	389064006	12/23/2015	Ag-110m	-5.62E-04	3.14E-04	7.07E-04	U
AP	07	389064006	12/23/2015	Ba-140	1.94E-03	1.55E-02	5.23E-02	U
AP	07	389064006	12/23/2015	Be-7	7.94E-02	7.66E-03	8.14E-03	
AP	07	389064006	12/23/2015	Ce-141	6.14E-04	5.36E-04	1.81E-03	U
AP	07	389064006	12/23/2015	Ce-144	5.84E-04	6.55E-04	2.22E-03	U
AP	07	389064006	12/23/2015	Co-57	-2.32E-05	9.26E-05	2.96E-04	U
AP	07	389064006	12/23/2015	Co-58	1.91E-06	2.65E-04	8.92E-04	U
AP	07	389064006	12/23/2015	Co-60	4.66E-04	2.25E-04	8.71E-04	U
AP	07	389064006	12/23/2015	Cr-51	-3.88E-04	5.85E-03	1.91E-02	U
AP	07	389064006	12/23/2015	Cs-134	1.28E-04	2.01E-04	6.89E-04	U
AP	07	389064006	12/23/2015	Cs-137	2.52E-04	1.91E-04	6.73E-04	U
AP	07	389064006	12/23/2015	Fe-59	2.38E-04	5.70E-04	2.03E-03	U
AP	07	389064006	12/23/2015	I-131	-4.78E-02	3.76E-02	1.04E-01	U
AP	07	389064006	12/23/2015	K-40	2.88E-03	2.53E-03	1.02E-02	U
AP	07	389064006	12/23/2015	La-140	4.92E-03	8.09E-03	2.88E-02	U
AP	07	389064006	12/23/2015	Mn-54	6.28E-05	1.32E-04	4.71E-04	U
AP	07	389064006	12/23/2015	Nb-95	-4.94E-04	3.01E-04	6.42E-04	U
AP	07	389064006	12/23/2015	Ru-103	-1.59E-05	3.45E-04	1.15E-03	U
AP	07	389064006	12/23/2015	Ru-106	-1.71E-05	1.21E-03	3.98E-03	U
AP	07	389064006	12/23/2015	Sb-124	-7.47E-04	1.01E-03	2.77E-03	U
AP	07	389064006	12/23/2015	Sb-125	-4.48E-04	4.74E-04	1.11E-03	U
AP	07	389064006	12/23/2015	Se-75	4.98E-05	2.20E-04	7.42E-04	U
AP	07	389064006	12/23/2015	Th-228	2.79E-04	2.67E-04	9.49E-04	U
AP	07	389064006	12/23/2015	Zn-65	2.45E-04	3.19E-04	1.18E-03	U
AP	07	389064006	12/23/2015	Zr-95	-1.16E-04	4.92E-04	1.53E-03	U
AP	08	364633007	1/7/2015	BETA	2.02E-02	9.43E-04	4.21E-04	
AP	08	365652007	1/21/2015	BETA	3.07E-02	1.26E-03	4.78E-04	
AP	08	366731006	2/4/2015	BETA	2.54E-02	1.13E-03	4.52E-04	
AP	08	367543007	2/18/2015	BETA	3.59E-02	1.35E-03	4.20E-04	
AP	08	368321007	3/4/2015	BETA	3.91E-02	1.44E-03	4.80E-04	
AP	08	369318007	3/18/2015	BETA	2.26E-02	1.09E-03	4.96E-04	
AP	08	370024007	4/1/2015	BETA	2.77E-02	1.21E-03	5.19E-04	
AP	08	372392007	4/1/2015	Ac-228	4.53E-05	4.45E-04	1.58E-03	U
AP	08	372392007	4/1/2015	Ag-108m	-5.43E-05	7.80E-05	2.45E-04	U
AP	08	372392007	4/1/2015	Ag-110m	1.94E-04	2.10E-04	7.29E-04	U
AP	08	372392007	4/1/2015	Ba-140	6.94E-03	4.84E-02	1.63E-01	U
AP	08	372392007	4/1/2015	Be-7	1.20E-01	9.20E-03	7.60E-03	
AP	08	372392007	4/1/2015	Ce-141	-9.65E-04	8.02E-04	2.44E-03	U
AP	08	372392007	4/1/2015	Ce-144	5.67E-04	5.23E-04	1.82E-03	U
AP	08	372392007	4/1/2015	Co-57	2.00E-05	7.48E-05	2.41E-04	U

Seabrook REMP Summary of 2015 Data

SAMPLE TYPE	STATION	LSN	END DATE	NUCLIDE	CONC (pCi/m ³)	STD.DEV. (pCi/m ³)	MDC (pCi/m ³)	FLAGS
AP	08	372392007	4/1/2015	Co-58	-2.80E-04	2.48E-04	6.54E-04	U
AP	08	372392007	4/1/2015	Co-60	2.32E-04	1.08E-04	4.36E-04	U
AP	08	372392007	4/1/2015	Cr-51	5.58E-03	7.57E-03	2.29E-02	U
AP	08	372392007	4/1/2015	Cs-134	-1.42E-04	1.18E-04	3.01E-04	U
AP	08	372392007	4/1/2015	Cs-137	2.50E-04	1.99E-04	3.46E-04	U
AP	08	372392007	4/1/2015	Fe-59	1.91E-05	8.79E-04	2.93E-03	U
AP	08	372392007	4/1/2015	I-131	0.00E+00	2.44E-01	0.00E+00	UI
AP	08	372392007	4/1/2015	K-40	3.20E-03	1.83E-03	4.35E-03	U
AP	08	372392007	4/1/2015	La-140	2.67E-02	1.71E-02	6.84E-02	U
AP	08	372392007	4/1/2015	Mn-54	6.11E-05	1.11E-04	3.83E-04	U
AP	08	372392007	4/1/2015	Nb-95	5.63E-04	2.97E-04	1.07E-03	U
AP	08	372392007	4/1/2015	Ru-103	-6.83E-04	4.58E-04	1.23E-03	U
AP	08	372392007	4/1/2015	Ru-106	5.32E-04	1.09E-03	3.73E-03	U
AP	08	372392007	4/1/2015	Sb-124	-4.62E-04	7.34E-04	2.14E-03	U
AP	08	372392007	4/1/2015	Sb-125	2.34E-04	3.14E-04	1.05E-03	U
AP	08	372392007	4/1/2015	Se-75	3.35E-04	2.18E-04	7.30E-04	U
AP	08	372392007	4/1/2015	Th-228	8.74E-05	1.90E-04	6.54E-04	U
AP	08	372392007	4/1/2015	Zn-65	-3.63E-04	3.82E-04	1.10E-03	U
AP	08	372392007	4/1/2015	Zr-95	7.94E-04	4.78E-04	1.72E-03	U
AP	08	371327007	4/15/2015	BETA	2.32E-02	1.12E-03	5.13E-04	
AP	08	372230007	4/29/2015	BETA	1.32E-02	8.81E-04	5.37E-04	
AP	08	373191007	5/13/2015	BETA	1.33E-02	9.01E-04	5.39E-04	
AP	08	374117007	5/27/2015	BETA	2.60E-02	1.29E-03	5.88E-04	
AP	08	374965007	6/10/2015	BETA	1.35E-02	9.27E-04	6.23E-04	
AP	08	375809007	6/24/2015	BETA	2.05E-02	1.16E-03	6.71E-04	
AP	08	378038007	6/24/2015	Ac-228	-1.31E-03	7.73E-04	2.09E-03	U
AP	08	378038007	6/24/2015	Ag-108m	6.53E-05	1.03E-04	3.30E-04	U
AP	08	378038007	6/24/2015	Ag-110m	2.52E-04	2.91E-04	1.05E-03	U
AP	08	378038007	6/24/2015	Ba-140	6.29E-02	6.23E-02	2.23E-01	U
AP	08	378038007	6/24/2015	Be-7	1.01E-01	1.03E-02	1.23E-02	
AP	08	378038007	6/24/2015	Ce-141	0.00E+00	1.65E-03	3.93E-03	U
AP	08	378038007	6/24/2015	Ce-144	-3.50E-04	8.01E-04	2.62E-03	U
AP	08	378038007	6/24/2015	Co-57	-1.92E-05	1.12E-04	3.77E-04	U
AP	08	378038007	6/24/2015	Co-58	3.08E-04	3.12E-04	1.16E-03	U
AP	08	378038007	6/24/2015	Co-60	1.05E-04	2.82E-04	9.81E-04	U
AP	08	378038007	6/24/2015	Cr-51	-1.63E-02	1.29E-02	2.92E-02	U
AP	08	378038007	6/24/2015	Cs-134	9.65E-05	1.84E-04	6.53E-04	U
AP	08	378038007	6/24/2015	Cs-137	2.30E-04	2.27E-04	7.08E-04	U
AP	08	378038007	6/24/2015	Fe-59	-8.10E-04	1.24E-03	3.57E-03	U
AP	08	378038007	6/24/2015	I-131	0.00E+00	3.46E-01	0.00E+00	UI
AP	08	378038007	6/24/2015	K-40	4.33E-03	3.34E-03	1.27E-02	U
AP	08	378038007	6/24/2015	La-140	8.64E-04	3.64E-02	1.21E-01	U
AP	08	378038007	6/24/2015	Mn-54	-1.52E-04	2.13E-04	6.45E-04	U
AP	08	378038007	6/24/2015	Nb-95	1.32E-04	4.89E-04	1.61E-03	U
AP	08	378038007	6/24/2015	Ru-103	0.00E+00	0.00E+00	1.88E-03	U
AP	08	378038007	6/24/2015	Ru-106	-1.82E-03	1.64E-03	4.42E-03	U
AP	08	378038007	6/24/2015	Sb-124	4.63E-04	8.15E-04	3.07E-03	U
AP	08	378038007	6/24/2015	Sb-125	8.38E-04	4.38E-04	1.46E-03	U
AP	08	378038007	6/24/2015	Se-75	-9.54E-05	3.30E-04	1.06E-03	U

Seabrook REMP Summary of 2015 Data

SAMPLE TYPE	STATION	LSN	END DATE	NUCLIDE	CONC (pCi/m ³)	STD.DEV. (pCi/m ³)	MDC (pCi/m ³)	FLAGS
AP	08	378038007	6/24/2015	Th-228	3.91E-04	3.34E-04	1.05E-03	U
AP	08	378038007	6/24/2015	Zn-65	-7.13E-04	4.53E-04	9.09E-04	U
AP	08	378038007	6/24/2015	Zr-95	-1.28E-04	7.35E-04	2.31E-03	U
AP	08	376931007	7/8/2015	BETA	2.00E-02	1.14E-03	6.08E-04	
AP	08	377887007	7/22/2015	BETA	2.69E-02	1.33E-03	5.83E-04	
AP	08	378854007	8/5/2015	BETA	2.56E-02	1.30E-03	6.30E-04	
AP	08	379743007	8/19/2015	BETA	2.85E-02	1.37E-03	6.39E-04	
AP	08	380727007	9/2/2015	BETA	3.09E-02	1.43E-03	6.35E-04	
AP	08	381448007	9/16/2015	BETA	3.95E-02	1.63E-03	6.73E-04	
AP	08	382272007	9/29/2015	BETA	3.55E-02	1.58E-03	6.43E-04	
AP	08	385626007	9/29/2015	Ac-228	-4.99E-04	4.39E-04	1.28E-03	U
AP	08	385626007	9/29/2015	Ag-108m	4.86E-05	7.05E-05	2.36E-04	U
AP	08	385626007	9/29/2015	Ag-110m	-2.82E-04	1.72E-04	4.20E-04	U
AP	08	385626007	9/29/2015	Ba-140	-1.20E-01	7.45E-02	1.91E-01	U
AP	08	385626007	9/29/2015	Be-7	1.02E-01	9.01E-03	7.96E-03	
AP	08	385626007	9/29/2015	Ce-141	-1.54E-03	9.23E-04	2.38E-03	U
AP	08	385626007	9/29/2015	Ce-144	2.11E-04	5.43E-04	1.79E-03	U
AP	08	385626007	9/29/2015	Co-57	-1.22E-05	6.27E-05	2.03E-04	U
AP	08	385626007	9/29/2015	Co-58	3.64E-04	2.33E-04	8.10E-04	U
AP	08	385626007	9/29/2015	Co-60	9.91E-05	9.59E-05	3.47E-04	U
AP	08	385626007	9/29/2015	Cr-51	2.79E-03	7.52E-03	2.53E-02	U
AP	08	385626007	9/29/2015	Cs-134	4.51E-04	1.81E-04	4.06E-04	U,M
AP	08	385626007	9/29/2015	Cs-137	-6.30E-06	8.99E-05	2.98E-04	U
AP	08	385626007	9/29/2015	Fe-59	-4.78E-04	7.90E-04	2.46E-03	U
AP	08	385626007	9/29/2015	I-131	-5.40E-01	3.79E-01	0.00E+00	U
AP	08	385626007	9/29/2015	K-40	1.79E-03	1.54E-03	4.54E-03	U
AP	08	385626007	9/29/2015	La-140	4.32E-03	2.23E-02	7.44E-02	U
AP	08	385626007	9/29/2015	Mn-54	6.45E-05	1.10E-04	3.74E-04	U
AP	08	385626007	9/29/2015	Nb-95	2.62E-04	2.39E-04	8.95E-04	U
AP	08	385626007	9/29/2015	Ru-103	-5.27E-04	4.77E-04	1.36E-03	U
AP	08	385626007	9/29/2015	Ru-106	1.21E-03	1.02E-03	3.53E-03	U
AP	08	385626007	9/29/2015	Sb-124	6.38E-04	6.90E-04	2.52E-03	U
AP	08	385626007	9/29/2015	Sb-125	5.47E-04	2.49E-04	8.07E-04	U
AP	08	385626007	9/29/2015	Se-75	-1.07E-04	1.67E-04	5.39E-04	U
AP	08	385626007	9/29/2015	Th-228	-1.51E-04	1.72E-04	5.15E-04	U
AP	08	385626007	9/29/2015	Zn-65	3.58E-05	2.51E-04	8.49E-04	U
AP	08	385626007	9/29/2015	Zr-95	-4.34E-04	4.16E-04	1.15E-03	U
AP	08	383483007	10/14/2015	BETA	2.13E-02	1.14E-03	5.90E-04	
AP	08	384145007	10/27/2015	BETA	1.78E-02	1.04E-03	8.02E-04	
AP	08	385381007	11/10/2015	BETA	2.07E-02	1.09E-03	7.87E-04	
AP	08	386434007	11/25/2015	BETA	2.12E-02	1.05E-03	6.40E-04	
AP	08	387464007	12/9/2015	BETA	2.15E-02	1.09E-03	6.86E-04	
AP	08	388138007	12/23/2015	BETA	2.28E-02	1.14E-03	7.06E-04	
AP	08	389064007	12/23/2015	Ac-228	7.58E-04	7.56E-04	2.65E-03	U
AP	08	389064007	12/23/2015	Ag-108m	-2.36E-05	1.20E-04	3.78E-04	U
AP	08	389064007	12/23/2015	Ag-110m	-2.18E-04	2.59E-04	7.16E-04	U
AP	08	389064007	12/23/2015	Ba-140	-1.47E-02	1.76E-02	5.37E-02	U

Seabrook REMP Summary of 2015 Data

SAMPLE TYPE	STATION	LSN	END DATE	NUCLIDE	CONC (pCi/m ³)	STD.DEV. (pCi/m ³)	MDC (pCi/m ³)	FLAGS
AP	08	389064007	12/23/2015	Be-7	9.22E-02	8.78E-03	8.26E-03	
AP	08	389064007	12/23/2015	Ce-141	6.21E-04	6.41E-04	2.13E-03	U
AP	08	389064007	12/23/2015	Ce-144	-1.63E-03	9.02E-04	2.28E-03	U
AP	08	389064007	12/23/2015	Co-57	-1.00E-04	1.06E-04	3.13E-04	U
AP	08	389064007	12/23/2015	Co-58	-6.54E-04	3.64E-04	8.06E-04	U
AP	08	389064007	12/23/2015	Co-60	-3.07E-04	2.48E-04	6.25E-04	U
AP	08	389064007	12/23/2015	Cr-51	-9.09E-04	5.19E-03	1.69E-02	U
AP	08	389064007	12/23/2015	Cs-134	8.25E-05	1.60E-04	5.56E-04	U
AP	08	389064007	12/23/2015	Cs-137	-1.68E-04	1.58E-04	4.38E-04	U
AP	08	389064007	12/23/2015	Fe-59	1.74E-03	1.02E-03	3.78E-03	U
AP	08	389064007	12/23/2015	I-131	2.53E-02	3.19E-02	1.09E-01	U
AP	08	389064007	12/23/2015	K-40	3.12E-03	2.73E-03	8.08E-03	U
AP	08	389064007	12/23/2015	La-140	-7.92E-03	4.93E-03	0.00E+00	U
AP	08	389064007	12/23/2015	Mn-54	7.07E-05	2.03E-04	6.83E-04	U
AP	08	389064007	12/23/2015	Nb-95	4.76E-05	3.05E-04	8.89E-04	U
AP	08	389064007	12/23/2015	Ru-103	9.85E-04	3.50E-04	1.40E-03	U
AP	08	389064007	12/23/2015	Ru-106	1.65E-03	1.74E-03	6.11E-03	U
AP	08	389064007	12/23/2015	Sb-124	-7.10E-04	1.01E-03	2.93E-03	U
AP	08	389064007	12/23/2015	Sb-125	-6.99E-06	3.49E-04	1.12E-03	U
AP	08	389064007	12/23/2015	Se-75	7.41E-05	2.30E-04	7.81E-04	U
AP	08	389064007	12/23/2015	Th-228	6.48E-04	3.45E-04	9.48E-04	U
AP	08	389064007	12/23/2015	Zn-65	-1.19E-04	4.33E-04	1.38E-03	U
AP	08	389064007	12/23/2015	Zr-95	2.30E-04	5.13E-04	1.68E-03	U
AP	09	364633008	1/7/2015	BETA	2.03E-02	1.05E-03	5.19E-04	
AP	09	365652008	1/21/2015	BETA	2.93E-02	1.35E-03	5.83E-04	
AP	09	366731007	2/4/2015	BETA	2.26E-02	1.19E-03	5.78E-04	
AP	09	367543008	2/18/2015	BETA	3.65E-02	1.54E-03	5.45E-04	
AP	09	368321008	3/4/2015	BETA	4.00E-02	1.65E-03	6.24E-04	
AP	09	369318008	3/18/2015	BETA	2.86E-02	1.43E-03	6.72E-04	
AP	09	370024008	4/1/2015	BETA	2.48E-02	1.34E-03	7.17E-04	
AP	09	372392008	4/1/2015	Ac-228	5.74E-04	5.51E-04	2.04E-03	U
AP	09	372392008	4/1/2015	Ag-108m	5.15E-05	9.41E-05	3.21E-04	U
AP	09	372392008	4/1/2015	Ag-110m	-3.40E-06	2.20E-04	7.27E-04	U
AP	09	372392008	4/1/2015	Ba-140	-4.44E-02	6.30E-02	1.87E-01	U
AP	09	372392008	4/1/2015	Be-7	1.04E-01	9.98E-03	9.20E-03	
AP	09	372392008	4/1/2015	Ce-141	5.92E-04	8.60E-04	2.85E-03	U
AP	09	372392008	4/1/2015	Ce-144	1.54E-04	5.56E-04	1.83E-03	U
AP	09	372392008	4/1/2015	Co-57	1.43E-04	7.39E-05	3.13E-04	U
AP	09	372392008	4/1/2015	Co-58	2.62E-04	2.98E-04	1.06E-03	U
AP	09	372392008	4/1/2015	Co-60	2.72E-04	1.47E-04	5.72E-04	U
AP	09	372392008	4/1/2015	Cr-51	7.00E-04	7.69E-03	2.58E-02	U
AP	09	372392008	4/1/2015	Cs-134	-8.51E-05	1.29E-04	3.88E-04	U
AP	09	372392008	4/1/2015	Cs-137	-5.99E-05	1.25E-04	4.23E-04	U
AP	09	372392008	4/1/2015	Fe-59	8.50E-04	1.25E-03	4.35E-03	U
AP	09	372392008	4/1/2015	I-131	-1.85E-02	2.90E-01	0.00E+00	U
AP	09	372392008	4/1/2015	K-40	2.19E-03	1.98E-03	4.14E-03	U
AP	09	372392008	4/1/2015	La-140	-7.19E-03	1.79E-02	5.39E-02	U
AP	09	372392008	4/1/2015	Mn-54	-6.50E-05	1.46E-04	4.70E-04	U
AP	09	372392008	4/1/2015	Nb-95	-1.29E-05	2.25E-04	7.27E-04	U

Seabrook REMP Summary of 2015 Data

SAMPLE TYPE	STATION	LSN	END DATE	NUCLIDE	CONC (pCi/m ³)	STD.DEV. (pCi/m ³)	MDC (pCi/m ³)	FLAGS
AP	09	372392008	4/1/2015	Ru-103	3.16E-04	4.56E-04	1.57E-03	U
AP	09	372392008	4/1/2015	Ru-106	-5.21E-05	1.26E-03	4.02E-03	U
AP	09	372392008	4/1/2015	Sb-124	2.58E-04	1.16E-03	3.97E-03	U
AP	09	372392008	4/1/2015	Sb-125	-5.91E-05	2.97E-04	9.57E-04	U
AP	09	372392008	4/1/2015	Se-75	-2.41E-04	2.04E-04	5.94E-04	U
AP	09	372392008	4/1/2015	Th-228	1.55E-04	2.97E-04	7.03E-04	U
AP	09	372392008	4/1/2015	Zn-65	2.75E-04	3.62E-04	1.28E-03	U
AP	09	372392008	4/1/2015	Zr-95	-9.26E-04	4.68E-04	8.33E-04	U
AP	09	371327008	4/15/2015	BETA	2.37E-02	1.33E-03	7.12E-04	
AP	09	372230008	4/29/2015	BETA	1.22E-02	8.21E-04	5.06E-04	
AP	09	373191008	5/13/2015	BETA	1.59E-02	9.58E-04	5.08E-04	
AP	09	374117008	5/27/2015	BETA	2.47E-02	1.22E-03	5.58E-04	
AP	09	374965008	6/10/2015	BETA	1.46E-02	9.40E-04	5.96E-04	
AP	09	375809008	6/24/2015	BETA	1.81E-02	1.06E-03	6.35E-04	
AP	09	378038008	6/24/2015	Ac-228	6.71E-04	7.56E-04	2.65E-03	U
AP	09	378038008	6/24/2015	Ag-108m	-9.53E-05	1.07E-04	3.19E-04	U
AP	09	378038008	6/24/2015	Ag-110m	1.35E-04	2.68E-04	9.33E-04	U
AP	09	378038008	6/24/2015	Ba-140	4.39E-02	3.93E-02	1.46E-01	U
AP	09	378038008	6/24/2015	Be-7	9.85E-02	9.33E-03	1.17E-02	
AP	09	378038008	6/24/2015	Ce-141	-1.79E-03	9.52E-04	2.43E-03	U
AP	09	378038008	6/24/2015	Ce-144	3.31E-04	7.81E-04	2.42E-03	U
AP	09	378038008	6/24/2015	Co-57	4.48E-05	8.06E-05	2.80E-04	U
AP	09	378038008	6/24/2015	Co-58	-9.22E-04	4.14E-04	7.84E-04	U
AP	09	378038008	6/24/2015	Co-60	-1.55E-04	1.50E-04	3.79E-04	U
AP	09	378038008	6/24/2015	Cr-51	2.88E-03	8.66E-03	3.00E-02	U
AP	09	378038008	6/24/2015	Cs-134	2.67E-05	1.59E-04	5.44E-04	U
AP	09	378038008	6/24/2015	Cs-137	1.39E-04	1.57E-04	4.97E-04	U
AP	09	378038008	6/24/2015	Fe-59	-1.76E-03	1.11E-03	2.17E-03	U
AP	09	378038008	6/24/2015	I-131	0.00E+00	2.90E-01	0.00E+00	UI
AP	09	378038008	6/24/2015	K-40	0.00E+00	3.77E-03	6.90E-03	U
AP	09	378038008	6/24/2015	La-140	1.82E-02	2.62E-02	9.53E-02	U
AP	09	378038008	6/24/2015	Mn-54	2.55E-04	1.81E-04	6.54E-04	U
AP	09	378038008	6/24/2015	Nb-95	7.92E-04	4.06E-04	1.16E-03	U
AP	09	378038008	6/24/2015	Ru-103	-6.76E-04	5.40E-04	1.44E-03	U
AP	09	378038008	6/24/2015	Ru-106	-9.58E-04	1.08E-03	2.90E-03	U
AP	09	378038008	6/24/2015	Sb-124	-1.22E-03	7.67E-04	3.00E-04	U
AP	09	378038008	6/24/2015	Sb-125	2.16E-04	3.63E-04	1.26E-03	U
AP	09	378038008	6/24/2015	Se-75	3.89E-05	2.30E-04	7.47E-04	U
AP	09	378038008	6/24/2015	Th-228	2.67E-04	3.02E-04	6.27E-04	U
AP	09	378038008	6/24/2015	Zn-65	-2.73E-04	4.63E-04	1.37E-03	U
AP	09	378038008	6/24/2015	Zr-95	3.11E-04	5.36E-04	1.92E-03	U
AP	09	376931008	7/8/2015	BETA	2.00E-02	1.11E-03	5.75E-04	
AP	09	377887008	7/22/2015	BETA	2.26E-02	1.18E-03	5.49E-04	
AP	09	378854008	8/5/2015	BETA	2.25E-02	1.18E-03	5.93E-04	
AP	09	379743008	8/19/2015	BETA	2.55E-02	1.26E-03	6.00E-04	
AP	09	380727008	9/2/2015	BETA	2.62E-02	1.27E-03	5.96E-04	
AP	09	381448008	9/16/2015	BETA	3.60E-02	1.50E-03	6.28E-04	
AP	09	382272008	9/29/2015	BETA	3.02E-02	1.40E-03	5.98E-04	

Seabrook REMP Summary of 2015 Data

SAMPLE TYPE	STATION	LSN	END DATE	NUCLIDE	CONC (pCi/m ³)	STD.DEV. (pCi/m ³)	MDC (pCi/m ³)	FLAGS
AP	09	385626008	9/29/2015	Ac-228	1.22E-03	5.94E-04	1.51E-03	U
AP	09	385626008	9/29/2015	Ag-108m	1.01E-05	7.12E-05	2.40E-04	U
AP	09	385626008	9/29/2015	Ag-110m	1.08E-04	1.50E-04	5.08E-04	U
AP	09	385626008	9/29/2015	Ba-140	3.76E-02	7.04E-02	2.28E-01	U
AP	09	385626008	9/29/2015	Be-7	1.08E-01	8.00E-03	7.26E-03	
AP	09	385626008	9/29/2015	Ce-141	-7.59E-04	7.83E-04	2.43E-03	U
AP	09	385626008	9/29/2015	Ce-144	-6.98E-04	5.24E-04	1.57E-03	U
AP	09	385626008	9/29/2015	Co-57	6.53E-05	6.50E-05	2.17E-04	U
AP	09	385626008	9/29/2015	Co-58	-9.53E-05	1.83E-04	5.56E-04	U
AP	09	385626008	9/29/2015	Co-60	-4.09E-05	1.08E-04	3.40E-04	U
AP	09	385626008	9/29/2015	Cr-51	1.36E-02	8.20E-03	2.63E-02	U
AP	09	385626008	9/29/2015	Cs-134	1.08E-04	1.36E-04	3.71E-04	U
AP	09	385626008	9/29/2015	Cs-137	1.68E-04	9.99E-05	3.20E-04	U
AP	09	385626008	9/29/2015	Fe-59	2.59E-03	1.32E-03	3.39E-03	U
AP	09	385626008	9/29/2015	I-131	-2.52E-01	4.20E-01	0.00E+00	U
AP	09	385626008	9/29/2015	K-40	2.63E-03	1.86E-03	4.77E-03	U
AP	09	385626008	9/29/2015	La-140	1.60E-02	2.31E-02	8.06E-02	U
AP	09	385626008	9/29/2015	Mn-54	-1.16E-04	1.13E-04	3.24E-04	U
AP	09	385626008	9/29/2015	Nb-95	6.51E-04	2.56E-04	8.05E-04	U
AP	09	385626008	9/29/2015	Ru-103	1.03E-03	5.22E-04	1.58E-03	U
AP	09	385626008	9/29/2015	Ru-106	-1.68E-03	1.02E-03	2.69E-03	U
AP	09	385626008	9/29/2015	Sb-124	2.71E-04	6.05E-04	2.07E-03	U
AP	09	385626008	9/29/2015	Sb-125	6.58E-06	2.44E-04	8.16E-04	U
AP	09	385626008	9/29/2015	Sc-75	-1.75E-04	1.90E-04	5.76E-04	U
AP	09	385626008	9/29/2015	Th-228	4.48E-04	2.23E-04	5.18E-04	U
AP	09	385626008	9/29/2015	Zn-65	3.20E-04	2.60E-04	8.41E-04	U
AP	09	385626008	9/29/2015	Zr-95	1.15E-03	5.33E-04	1.74E-03	U
AP	09	383483008	10/14/2015	BETA	2.98E-02	1.49E-03	7.16E-04	
AP	09	384145008	10/27/2015	BETA	1.91E-02	1.06E-03	7.70E-04	
AP	09	385381008	11/10/2015	BETA	2.31E-02	1.12E-03	7.41E-04	
AP	09	386434008	11/25/2015	BETA	2.21E-02	1.04E-03	6.03E-04	
AP	09	387464008	12/9/2015	BETA	2.34E-02	1.11E-03	6.49E-04	
AP	09	388138008	12/23/2015	BETA	2.42E-02	1.14E-03	6.62E-04	
AP	09	389064008	12/23/2015	Ac-228	2.44E-04	7.54E-04	2.57E-03	U
AP	09	389064008	12/23/2015	Ag-108m	4.66E-05	1.35E-04	4.64E-04	U
AP	09	389064008	12/23/2015	Ag-110m	3.08E-04	3.70E-04	1.18E-03	U
AP	09	389064008	12/23/2015	Ba-140	-2.73E-02	2.05E-02	5.60E-02	U
AP	09	389064008	12/23/2015	Be-7	7.12E-02	7.47E-03	1.12E-02	
AP	09	389064008	12/23/2015	Ce-141	1.39E-04	7.29E-04	2.48E-03	U
AP	09	389064008	12/23/2015	Ce-144	-1.52E-03	9.13E-04	2.56E-03	U
AP	09	389064008	12/23/2015	Co-57	2.40E-05	1.08E-04	3.70E-04	U
AP	09	389064008	12/23/2015	Co-58	-1.60E-04	2.98E-04	9.27E-04	U
AP	09	389064008	12/23/2015	Co-60	-1.75E-04	1.99E-04	5.49E-04	U
AP	09	389064008	12/23/2015	Cr-51	4.72E-03	6.22E-03	2.09E-02	U
AP	09	389064008	12/23/2015	Cs-134	1.11E-04	2.29E-04	7.34E-04	U
AP	09	389064008	12/23/2015	Cs-137	6.13E-05	1.66E-04	5.63E-04	U
AP	09	389064008	12/23/2015	Fe-59	2.24E-03	1.31E-03	4.66E-03	U
AP	09	389064008	12/23/2015	I-131	-3.13E-02	3.19E-02	8.85E-02	U

Seabrook REMP Summary of 2015 Data

SAMPLE TYPE	STATION	LSN	END DATE	NUCLIDE	CONC (pCi/m ³)	STD.DEV. (pCi/m ³)	MDC (pCi/m ³)	FLAGS
AP	09	389064008	12/23/2015	K-40	-1.72E-03	2.86E-03	9.48E-03	U
AP	09	389064008	12/23/2015	La-140	2.36E-04	3.72E-03	1.26E-02	U
AP	09	389064008	12/23/2015	Mn-54	6.22E-05	2.27E-04	7.79E-04	U
AP	09	389064008	12/23/2015	Nb-95	-1.53E-04	4.12E-04	1.27E-03	U
AP	09	389064008	12/23/2015	Ru-103	-9.19E-04	4.87E-04	1.13E-03	U
AP	09	389064008	12/23/2015	Ru-106	2.28E-03	2.08E-03	7.20E-03	U
AP	09	389064008	12/23/2015	Sb-124	-7.87E-05	6.90E-04	2.20E-03	U
AP	09	389064008	12/23/2015	Sb-125	4.41E-04	4.11E-04	1.46E-03	U
AP	09	389064008	12/23/2015	Se-75	2.20E-04	3.13E-04	1.05E-03	U
AP	09	389064008	12/23/2015	Th-228	1.17E-04	3.35E-04	1.15E-03	U
AP	09	389064008	12/23/2015	Zn-65	-3.89E-04	5.62E-04	1.66E-03	U
AP	09	389064008	12/23/2015	Zr-95	5.42E-04	6.52E-04	2.25E-03	U

Seabrook REMP Summary of 2015 Data

SAMPLE TYPE	STATION	LSN	END DATE	NUCLIDE	CONC (pCi/m ³)	STD.DEV. (pCi/m ³)	MDC (pCi/m ³)	FLAGS
CF	01	364633009	1/7/2015	I-131	-1.60E-04	3.56E-03	1.18E-02	U
CF	01	365652009	1/21/2015	I-131	1.59E-04	3.22E-03	1.06E-02	U
CF	01	367543009	1/31/2015	I-131	8.09E-03	1.31E-02	4.49E-02	U
CF	01	368321009	3/4/2015	I-131	4.41E-03	3.90E-03	1.50E-02	U
CF	01	369318009	3/18/2015	I-131	-1.54E-03	4.08E-03	1.23E-02	U
CF	01	370024009	4/1/2015	I-131	1.05E-03	4.12E-03	1.43E-02	U
CF	01	371327009	4/15/2015	I-131	-1.74E-03	3.26E-03	1.01E-02	U
CF	01	372230009	4/29/2015	I-131	1.87E-06	2.74E-03	9.24E-03	U
CF	01	373191009	5/13/2015	I-131	4.37E-03	4.79E-03	1.77E-02	U
CF	01	374117009	5/27/2015	I-131	-9.04E-04	5.44E-03	1.73E-02	U
CF	01	374965009	6/10/2015	I-131	3.38E-04	5.54E-03	1.79E-02	U
CF	01	375809009	6/24/2015	I-131	3.93E-03	3.70E-03	1.13E-02	U
CF	01	376931009	7/8/2015	I-131	9.19E-04	4.39E-03	1.50E-02	U
CF	01	377887009	7/22/2015	I-131	6.21E-03	3.71E-03	1.42E-02	U
CF	01	378854009	8/5/2015	I-131	-2.73E-03	5.15E-03	1.54E-02	U
CF	01	379743009	8/19/2015	I-131	-4.91E-05	4.65E-03	1.53E-02	U
CF	01	380727009	9/2/2015	I-131	2.37E-03	5.13E-03	1.76E-02	U
CF	01	381448009	9/16/2015	I-131	-7.49E-03	5.22E-03	1.19E-02	U
CF	01	382272009	9/29/2015	I-131	4.93E-05	5.08E-03	1.68E-02	U
CF	01	383483009	10/14/2015	I-131	5.08E-03	4.77E-03	1.77E-02	U
CF	01	384145009	10/27/2015	I-131	-5.45E-03	4.47E-03	1.09E-02	U
CF	01	385381009	11/10/2015	I-131	-1.32E-03	2.62E-03	8.26E-03	U
CF	01	386434009	11/25/2015	I-131	-2.40E-04	5.55E-03	1.80E-02	U
CF	01	387464009	12/9/2015	I-131	5.93E-03	5.69E-03	2.04E-02	U
CF	01	388138009	12/23/2015	I-131	-1.77E-03	2.73E-03	8.28E-03	U
CF	02	364633010	1/7/2015	I-131	-5.63E-03	4.53E-03	1.10E-02	U
CF	02	365652010	1/21/2015	I-131	-7.47E-04	2.99E-03	9.38E-03	U
CF	02	366731008	2/4/2015	I-131	9.92E-04	5.37E-03	1.81E-02	U
CF	02	367543010	2/18/2015	I-131	-3.38E-03	5.78E-03	1.71E-02	U
CF	02	368321010	3/4/2015	I-131	6.20E-03	6.78E-03	2.44E-02	U
CF	02	369318010	3/18/2015	I-131	7.68E-03	4.60E-03	1.80E-02	U
CF	02	370024010	4/1/2015	I-131	-1.67E-03	3.48E-03	1.08E-02	U
CF	02	371327010	4/15/2015	I-131	-3.54E-03	6.70E-03	2.10E-02	U
CF	02	372230010	4/29/2015	I-131	-2.91E-03	4.95E-03	1.49E-02	U
CF	02	373191010	5/13/2015	I-131	4.73E-03	3.28E-03	1.29E-02	U
CF	02	374117010	5/27/2015	I-131	-8.10E-04	6.00E-03	1.99E-02	U
CF	02	374965010	6/10/2015	I-131	6.08E-03	5.58E-03	2.04E-02	U
CF	02	375809010	6/24/2015	I-131	3.59E-03	3.57E-03	1.20E-02	U
CF	02	376931010	7/8/2015	I-131	3.64E-03	6.63E-03	2.10E-02	U
CF	02	377887010	7/22/2015	I-131	-4.72E-03	4.27E-03	1.07E-02	U
CF	02	378854010	8/5/2015	I-131	7.72E-03	4.68E-03	1.84E-02	U
CF	02	379743010	8/19/2015	I-131	1.45E-03	4.56E-03	1.58E-02	U
CF	02	380727010	9/2/2015	I-131	3.27E-03	5.14E-03	1.83E-02	U
CF	02	381448010	9/16/2015	I-131	5.17E-03	4.17E-03	1.64E-02	U
CF	02	382272010	9/29/2015	I-131	4.22E-03	6.06E-03	2.19E-02	U
CF	02	383483010	10/14/2015	I-131	7.09E-03	5.32E-03	2.04E-02	U
CF	02	384145010	10/27/2015	I-131	1.07E-02	4.31E-03	1.64E-02	U
CF	02	385381010	11/10/2015	I-131	8.46E-04	3.98E-03	1.33E-02	U
CF	02	386434010	11/25/2015	I-131	-1.30E-02	8.03E-03	1.77E-02	U
CF	02	387464010	12/9/2015	I-131	-1.81E-03	6.77E-03	2.13E-02	U

Seabrook REMP Summary of 2015 Data

SAMPLE TYPE	STATION	LSN	END DATE	NUCLIDE	CONC (pCi/m ³)	STD.DEV. (pCi/m ³)	MDC (pCi/m ³)	FLAGS
CF	02	388138010	12/23/2015	I-131	9.70E-03	4.91E-03	1.66E-02	U
CF	03	364633011	1/7/2015	I-131	5.78E-03	3.80E-03	1.51E-02	U
CF	03	365652011	1/21/2015	I-131	1.31E-03	2.15E-03	7.71E-03	U
CF	03	366731009	2/4/2015	I-131	-2.69E-03	5.19E-03	1.47E-02	U
CF	03	367543011	2/18/2015	I-131	-7.36E-03	5.71E-03	1.47E-02	U
CF	03	368321011	3/4/2015	I-131	-9.04E-03	5.74E-03	2.57E-03	U
CF	03	369318011	3/18/2015	I-131	2.05E-03	4.31E-03	1.54E-02	U
CF	03	370024011	4/1/2015	I-131	5.14E-03	6.78E-03	2.41E-02	U
CF	03	371327011	4/15/2015	I-131	4.15E-03	5.70E-03	2.08E-02	U
CF	03	372230011	4/29/2015	I-131	2.07E-03	3.56E-03	1.23E-02	U
CF	03	373191011	5/13/2015	I-131	-8.79E-03	3.99E-03	5.84E-03	U
CF	03	374117011	5/27/2015	I-131	3.70E-03	5.39E-03	1.96E-02	U
CF	03	374965011	6/10/2015	I-131	-3.01E-03	3.92E-03	1.06E-02	U
CF	03	375809011	6/24/2015	I-131	9.24E-03	4.62E-03	9.60E-03	U
CF	03	376931011	7/8/2015	I-131	1.14E-04	4.43E-03	1.46E-02	U
CF	03	377887011	7/22/2015	I-131	-5.22E-03	3.91E-03	8.49E-03	U
CF	03	378854011	8/5/2015	I-131	-3.09E-03	5.43E-03	1.58E-02	U
CF	03	379743011	8/19/2015	I-131	5.29E-03	6.07E-03	2.19E-02	U
CF	03	380727011	9/2/2015	I-131	7.57E-03	7.49E-03	2.69E-02	U
CF	03	381448011	9/16/2015	I-131	-5.11E-03	3.43E-03	8.36E-03	U
CF	03	382272011	9/29/2015	I-131	7.96E-03	5.66E-03	2.12E-02	U
CF	03	383483011	10/14/2015	I-131	-5.59E-03	8.07E-03	2.41E-02	U
CF	03	384145011	10/27/2015	I-131	3.82E-03	3.43E-03	1.26E-02	U
CF	03	385381011	11/10/2015	I-131	-3.18E-03	3.21E-03	9.17E-03	U
CF	03	386434011	11/25/2015	I-131	6.58E-06	2.50E-03	8.24E-03	U
CF	03	387464011	12/9/2015	I-131	-3.11E-03	5.24E-03	1.55E-02	U
CF	03	388138011	12/23/2015	I-131	7.55E-05	2.42E-03	7.83E-03	U
CF	04	364633012	1/7/2015	I-131	-9.31E-03	4.03E-03	6.26E-03	U
CF	04	365652012	1/21/2015	I-131	2.55E-03	2.65E-03	9.15E-03	U
CF	04	366731010	2/4/2015	I-131	4.42E-03	3.90E-03	1.44E-02	U
CF	04	367543012	2/18/2015	I-131	3.24E-03	5.22E-03	1.84E-02	U
CF	04	368321012	3/4/2015	I-131	8.76E-03	6.03E-03	2.27E-02	U
CF	04	369318012	3/18/2015	I-131	1.23E-02	5.81E-03	2.08E-02	U
CF	04	370024012	4/1/2015	I-131	3.80E-03	3.39E-03	1.35E-02	U
CF	04	371327012	4/15/2015	I-131	8.34E-03	4.87E-03	1.93E-02	U
CF	04	372230012	4/29/2015	I-131	-3.39E-03	3.96E-03	1.22E-02	U
CF	04	373191012	5/13/2015	I-131	-3.55E-03	3.82E-03	1.03E-02	U
CF	04	374117012	5/27/2015	I-131	-1.03E-02	6.74E-03	1.55E-02	U
CF	04	374965012	6/10/2015	I-131	-5.90E-03	4.78E-03	1.10E-02	U
CF	04	375809012	6/24/2015	I-131	-2.88E-03	2.87E-03	8.62E-03	U
CF	04	376931012	7/8/2015	I-131	-2.42E-05	3.00E-03	9.85E-03	U
CF	04	377887012	7/22/2015	I-131	4.61E-03	3.42E-03	1.35E-02	U
CF	04	378854012	8/5/2015	I-131	-5.66E-03	5.35E-03	1.44E-02	U
CF	04	379743012	8/19/2015	I-131	-8.68E-03	4.86E-03	8.65E-03	U
CF	04	380727012	9/2/2015	I-131	-7.75E-03	6.30E-03	1.68E-02	U
CF	04	381448012	9/16/2015	I-131	2.54E-03	6.69E-03	2.30E-02	U
CF	04	382272012	9/29/2015	I-131	2.49E-03	4.53E-03	1.64E-02	U
CF	04	383483012	10/14/2015	I-131	-2.46E-03	1.05E-02	3.24E-02	U
CF	04	384145012	10/27/2015	I-131	-3.15E-04	3.49E-03	1.12E-02	U

Seabrook REMP Summary of 2015 Data

SAMPLE TYPE	STATION	LSN	END DATE	NUCLIDE	CONC (pCi/m ³)	STD.DEV. (pCi/m ³)	MDC (pCi/m ³)	FLAGS
CF	04	385381012	11/10/2015	I-131	-9.67E-04	1.94E-03	6.09E-03	U
CF	04	386434012	11/25/2015	I-131	-1.71E-03	4.48E-03	1.36E-02	U
CF	04	387464012	12/9/2015	I-131	-4.62E-03	5.42E-03	1.52E-02	U
CF	04	388138012	12/23/2015	I-131	-3.30E-03	2.07E-03	5.20E-03	U
CF	05	364633013	1/7/2015	I-131	-2.77E-04	3.03E-03	9.61E-03	U
CF	05	365652013	1/21/2015	I-131	2.39E-03	3.98E-03	1.33E-02	U
CF	05	366731011	2/4/2015	I-131	-5.40E-03	4.92E-03	1.22E-02	U
CF	05	367543013	2/18/2015	I-131	-3.65E-03	5.26E-03	1.50E-02	U
CF	05	368321013	3/4/2015	I-131	-4.59E-03	3.91E-03	8.54E-03	U
CF	05	369318013	3/18/2015	I-131	2.50E-03	5.63E-03	1.93E-02	U
CF	05	370024013	4/1/2015	I-131	7.77E-03	5.37E-03	2.08E-02	U
CF	05	371327013	4/15/2015	I-131	1.13E-02	6.57E-03	2.38E-02	U
CF	05	372230013	4/29/2015	I-131	-2.53E-03	4.07E-03	1.24E-02	U
CF	05	373191013	5/13/2015	I-131	-5.76E-03	3.34E-03	5.40E-03	U
CF	05	374117013	5/27/2015	I-131	6.57E-03	6.90E-03	2.54E-02	U
CF	05	374965013	6/10/2015	I-131	-1.35E-04	3.96E-03	1.30E-02	U
CF	05	375809013	6/24/2015	I-131	1.97E-04	2.91E-03	9.60E-03	U
CF	05	376931013	7/8/2015	I-131	-5.14E-03	6.20E-03	1.75E-02	U
CF	05	377887013	7/22/2015	I-131	-3.97E-03	4.48E-03	1.29E-02	U
CF	05	378854013	8/5/2015	I-131	-1.37E-02	7.12E-03	1.36E-02	U
CF	05	379743013	8/19/2015	I-131	-6.69E-03	5.80E-03	1.33E-02	U
CF	05	380727013	9/2/2015	I-131	4.26E-03	4.58E-03	1.77E-02	U
CF	05	381448013	9/16/2015	I-131	-1.59E-03	5.13E-03	1.61E-02	U
CF	05	382272013	9/29/2015	I-131	-9.97E-04	6.59E-03	2.10E-02	U
CF	05	383483013	10/14/2015	I-131	-2.04E-03	4.90E-03	1.54E-02	U
CF	05	384145013	10/27/2015	I-131	-2.38E-03	4.78E-03	1.36E-02	U
CF	05	385381013	11/10/2015	I-131	1.59E-03	3.25E-03	1.12E-02	U
CF	05	386434013	11/25/2015	I-131	5.21E-03	5.13E-03	1.84E-02	U
CF	05	387464013	12/9/2015	I-131	6.15E-03	1.00E-02	3.53E-02	U
CF	05	388138013	12/23/2015	I-131	-4.99E-03	3.77E-03	1.06E-02	U
CF	07	364633014	1/7/2015	I-131	-5.98E-03	3.10E-03	4.31E-03	U
CF	07	365652014	1/21/2015	I-131	3.93E-03	4.03E-03	1.26E-02	U
CF	07	366731012	2/4/2015	I-131	-5.90E-03	5.31E-03	1.23E-02	U
CF	07	367543014	2/18/2015	I-131	2.45E-03	4.20E-03	1.48E-02	U
CF	07	368321014	3/4/2015	I-131	1.77E-03	5.52E-03	1.91E-02	U
CF	07	369318014	3/18/2015	I-131	7.15E-04	5.62E-03	1.86E-02	U
CF	07	370024014	4/1/2015	I-131	-2.90E-03	4.59E-03	1.42E-02	U
CF	07	371327014	4/15/2015	I-131	-3.82E-04	7.24E-03	2.34E-02	U
CF	07	372230014	4/29/2015	I-131	2.76E-03	4.18E-03	1.46E-02	U
CF	07	373191014	5/13/2015	I-131	-2.78E-03	4.21E-03	1.21E-02	U
CF	07	374117014	5/27/2015	I-131	-7.96E-03	5.29E-03	1.23E-02	U
CF	07	374965014	6/10/2015	I-131	-1.36E-02	8.16E-03	1.91E-02	U
CF	07	375809014	6/24/2015	I-131	8.05E-04	4.02E-03	1.34E-02	U
CF	07	376931014	7/8/2015	I-131	-3.52E-03	6.44E-03	1.94E-02	U
CF	07	377887014	7/22/2015	I-131	-8.70E-04	3.34E-03	1.05E-02	U
CF	07	378854014	8/5/2015	I-131	-1.35E-03	3.07E-03	9.03E-03	U
CF	07	379743014	8/19/2015	I-131	7.74E-03	5.12E-03	1.85E-02	U
CF	07	380727014	9/2/2015	I-131	-9.14E-04	3.60E-03	1.16E-02	U
CF	07	381448014	9/16/2015	I-131	7.21E-03	4.31E-03	1.58E-02	U

Seabrook REMP Summary of 2015 Data

SAMPLE TYPE	STATION	LSN	END DATE	NUCLIDE	CONC (pCi/m ³)	STD.DEV. (pCi/m ³)	MDC (pCi/m ³)	FLAGS
CF	07	382272014	9/29/2015	I-131	-7.90E-03	5.91E-03	1.44E-02	U
CF	07	383483014	10/14/2015	I-131	1.36E-03	4.56E-03	1.62E-02	U
CF	07	384145014	10/27/2015	I-131	-1.76E-04	3.55E-03	1.15E-02	U
CF	07	385381014	11/10/2015	I-131	4.86E-03	2.32E-03	8.83E-03	U
CF	07	386434014	11/25/2015	I-131	-7.81E-03	5.18E-03	1.26E-02	U
CF	07	387464014	12/9/2015	I-131	8.07E-03	5.10E-03	1.95E-02	U
CF	07	388138014	12/23/2015	I-131	-5.21E-03	2.67E-03	6.01E-03	U
CF	08	364633015	1/7/2015	I-131	-1.32E-03	3.76E-03	1.19E-02	U
CF	08	365652015	1/21/2015	I-131	7.52E-04	2.42E-03	8.02E-03	U
CF	08	366731013	2/4/2015	I-131	3.01E-03	4.18E-03	1.49E-02	U
CF	08	367543015	2/18/2015	I-131	-3.44E-03	3.47E-03	9.35E-03	U
CF	08	368321015	3/4/2015	I-131	2.85E-03	3.19E-03	1.25E-02	U
CF	08	369318015	3/18/2015	I-131	7.21E-03	3.93E-03	1.52E-02	U
CF	08	370024015	4/1/2015	I-131	1.09E-03	4.46E-03	1.54E-02	U
CF	08	371327015	4/15/2015	I-131	1.77E-03	4.73E-03	1.63E-02	U
CF	08	372230015	4/29/2015	I-131	-4.45E-03	2.78E-03	6.81E-03	U
CF	08	373191015	5/13/2015	I-131	-8.42E-04	2.67E-03	8.36E-03	U
CF	08	374117015	5/27/2015	I-131	8.03E-05	5.95E-03	1.98E-02	U
CF	08	374965015	6/10/2015	I-131	-2.20E-03	5.33E-03	1.59E-02	U
CF	08	375809015	6/24/2015	I-131	-1.08E-03	3.89E-03	1.25E-02	U
CF	08	376931015	7/8/2015	I-131	-1.85E-03	3.06E-03	8.16E-03	U
CF	08	377887015	7/22/2015	I-131	3.69E-03	3.07E-03	1.22E-02	U
CF	08	378854015	8/5/2015	I-131	6.12E-03	6.19E-03	2.28E-02	U
CF	08	379743015	8/19/2015	I-131	-4.95E-03	4.55E-03	1.10E-02	U
CF	08	380727015	9/2/2015	I-131	-2.50E-03	5.16E-03	1.61E-02	U
CF	08	381448015	9/16/2015	I-131	1.21E-02	5.67E-03	2.08E-02	U
CF	08	382272015	9/29/2015	I-131	8.24E-03	7.99E-03	2.89E-02	U
CF	08	383483015	10/14/2015	I-131	5.03E-03	3.95E-03	1.49E-02	U
CF	08	384145015	10/27/2015	I-131	3.96E-03	4.07E-03	1.47E-02	U
CF	08	385381015	11/10/2015	I-131	2.28E-05	2.92E-03	9.60E-03	U
CF	08	386434015	11/25/2015	I-131	-8.88E-03	5.06E-03	7.72E-03	U
CF	08	387464015	12/9/2015	I-131	-5.46E-03	3.97E-03	7.92E-03	U
CF	08	388138015	12/23/2015	I-131	4.62E-03	2.57E-03	8.35E-03	U
CF	09	364633016	1/7/2015	I-131	-1.21E-02	8.27E-03	1.84E-02	U
CF	09	365652016	1/21/2015	I-131	-1.62E-03	2.67E-03	7.96E-03	U
CF	09	366731014	2/4/2015	I-131	6.01E-04	5.58E-03	1.90E-02	U
CF	09	367543016	2/18/2015	I-131	-1.16E-04	3.97E-03	1.31E-02	U
CF	09	368321016	3/4/2015	I-131	4.84E-03	4.26E-03	1.57E-02	U
CF	09	369318016	3/18/2015	I-131	1.45E-03	3.77E-03	1.35E-02	U
CF	09	370024016	4/1/2015	I-131	-6.49E-03	7.35E-03	2.08E-02	U
CF	09	371327016	4/15/2015	I-131	9.14E-03	4.97E-03	2.09E-02	U
CF	09	372230016	4/29/2015	I-131	6.69E-04	3.19E-03	1.04E-02	U
CF	09	373191016	5/13/2015	I-131	6.25E-03	4.33E-03	1.63E-02	U
CF	09	374117016	5/27/2015	I-131	-1.06E-03	5.81E-03	1.86E-02	U
CF	09	374965016	6/10/2015	I-131	-4.12E-03	4.89E-03	1.35E-02	U
CF	09	375809016	6/24/2015	I-131	-1.46E-03	3.19E-03	1.02E-02	U
CF	09	376931016	7/8/2015	I-131	1.55E-02	6.43E-03	2.47E-02	U
CF	09	377887016	7/22/2015	I-131	-3.75E-03	3.38E-03	8.63E-03	U
CF	09	378854016	8/5/2015	I-131	-3.21E-03	3.53E-03	9.77E-03	U

Seabrook REMP Summary of 2015 Data

SAMPLE TYPE	STATION	LSN	END DATE	NUCLIDE	CONC (pCi/m ³)	STD.DEV. (pCi/m ³)	MDC (pCi/m ³)	FLAGS
CF	09	379743016	8/19/2015	I-131	1.38E-04	3.73E-03	1.26E-02	U
CF	09	380727016	9/2/2015	I-131	1.15E-03	5.41E-03	1.81E-02	U
CF	09	381448016	9/16/2015	I-131	5.52E-03	5.36E-03	1.94E-02	U
CF	09	382272016	9/29/2015	I-131	-8.69E-03	5.62E-03	1.35E-02	U
CF	09	383483016	10/14/2015	I-131	-7.33E-03	7.42E-03	1.90E-02	U
CF	09	384145016	10/27/2015	I-131	-5.84E-05	3.58E-03	1.17E-02	U
CF	09	385381016	11/10/2015	I-131	1.22E-03	3.15E-03	1.09E-02	U
CF	09	386434016	11/25/2015	I-131	-2.36E-03	3.94E-03	1.14E-02	U
CF	09	387464016	12/9/2015	I-131	1.90E-02	1.11E-02	4.09E-02	U
CF	09	388138016	12/23/2015	I-131	5.52E-05	2.10E-03	7.10E-03	U

Seabrook REMP Summary of 2015 Data

SAMPLE TYPE	STATION	LSN	END DATE	NUCLIDE	CONC (pCi/kg)	STD.DEV. (pCi/kg)	MDC (pCi/kg)	FLAGS
FH	03	374016001	5/26/2015	Ac-228	7.10E+00	1.40E+01	4.50E+01	U
FH	03	374016001	5/26/2015	Ag-108m	3.79E-01	2.27E+00	7.66E+00	U
FH	03	374016001	5/26/2015	Ag-110m	-1.46E+00	3.97E+00	1.28E+01	U
FH	03	374016001	5/26/2015	Ba-140	-2.37E+01	1.52E+01	4.17E+01	U
FH	03	374016001	5/26/2015	Be-7	-6.36E-02	2.47E+01	7.13E+01	U
FH	03	374016001	5/26/2015	Bi-214	1.39E+01	6.48E+00	1.82E+01	U
FH	03	374016001	5/26/2015	Ce-141	7.89E-02	6.46E+00	1.42E+01	U
FH	03	374016001	5/26/2015	Ce-144	-2.20E+01	1.52E+01	4.55E+01	U
FH	03	374016001	5/26/2015	Co-57	2.69E+00	1.97E+00	6.60E+00	U
FH	03	374016001	5/26/2015	Co-58	-1.73E+00	3.21E+00	8.71E+00	U
FH	03	374016001	5/26/2015	Co-60	-8.66E+00	3.90E+00	8.67E+00	U
FH	03	374016001	5/26/2015	Cr-51	1.17E+00	2.58E+01	8.32E+01	U
FH	03	374016001	5/26/2015	Cs-134	2.82E+00	3.23E+00	1.12E+01	U
FH	03	374016001	5/26/2015	Cs-137	2.25E+00	2.37E+00	8.31E+00	U
FH	03	374016001	5/26/2015	Fe-59	5.73E+00	8.02E+00	2.38E+01	U
FH	03	374016001	5/26/2015	I-131	3.98E+00	5.80E+00	1.99E+01	U
FH	03	374016001	5/26/2015	K-40	2.90E+03	1.86E+02	8.26E+01	
FH	03	374016001	5/26/2015	La-140	7.76E-01	5.52E+00	1.85E+01	U
FH	03	374016001	5/26/2015	Mn-54	-3.18E+00	3.49E+00	8.99E+00	U
FH	03	374016001	5/26/2015	Nb-95	6.62E+00	3.62E+00	1.18E+01	U
FH	03	374016001	5/26/2015	Pb-212	5.98E+00	6.61E+00	1.78E+01	U
FH	03	374016001	5/26/2015	Pb-214	1.54E+01	8.88E+00	2.01E+01	U
FH	03	374016001	5/26/2015	Ra-226	1.39E+01	6.48E+00	1.82E+01	U
FH	03	374016001	5/26/2015	Ru-103	2.62E+00	2.93E+00	9.95E+00	U
FH	03	374016001	5/26/2015	Ru-106	-2.72E+00	2.33E+01	7.54E+01	U
FH	03	374016001	5/26/2015	Sb-124	6.21E+00	5.15E+00	1.92E+01	U
FH	03	374016001	5/26/2015	Sb-125	-4.37E+00	6.88E+00	2.17E+01	U
FH	03	374016001	5/26/2015	Se-75	4.23E+00	5.91E+00	1.05E+01	U
FH	03	374016001	5/26/2015	Th-228	5.98E+00	6.61E+00	1.78E+01	U
FH	03	374016001	5/26/2015	Th-230	1.39E+01	6.48E+00	1.82E+01	U
FH	03	374016001	5/26/2015	Tl-208	4.77E+00	3.03E+00	1.01E+01	U
FH	03	374016001	5/26/2015	Zn-65	-2.14E+00	8.31E+00	2.26E+01	U
FH	03	374016001	5/26/2015	Zr-95	9.53E+00	5.95E+00	1.74E+01	U
FH	03	380034001	8/24/2015	Ac-228	1.61E+00	1.35E+01	4.33E+01	U
FH	03	380034001	8/24/2015	Ag-108m	-1.57E+00	3.04E+00	9.24E+00	U
FH	03	380034001	8/24/2015	Ag-110m	-2.39E+00	4.54E+00	1.46E+01	U
FH	03	380034001	8/24/2015	Ba-140	1.73E+01	1.55E+01	5.20E+01	U
FH	03	380034001	8/24/2015	Be-7	-4.59E+00	2.51E+01	8.22E+01	U
FH	03	380034001	8/24/2015	Bi-214	9.77E+00	8.26E+00	2.43E+01	U
FH	03	380034001	8/24/2015	Ce-141	-7.85E+00	4.81E+00	1.39E+01	U
FH	03	380034001	8/24/2015	Ce-144	2.77E+01	2.15E+01	5.59E+01	U
FH	03	380034001	8/24/2015	Co-57	-1.68E+00	2.20E+00	7.03E+00	U
FH	03	380034001	8/24/2015	Co-58	4.00E+00	3.36E+00	1.15E+01	U
FH	03	380034001	8/24/2015	Co-60	2.51E+00	3.29E+00	1.12E+01	U
FH	03	380034001	8/24/2015	Cr-51	8.14E+00	2.68E+01	9.12E+01	U
FH	03	380034001	8/24/2015	Cs-134	2.76E+00	3.41E+00	1.18E+01	U
FH	03	380034001	8/24/2015	Cs-137	6.42E+00	3.45E+00	1.13E+01	U
FH	03	380034001	8/24/2015	Fe-59	-1.12E+00	7.05E+00	2.30E+01	U
FH	03	380034001	8/24/2015	I-131	2.37E+00	4.83E+00	1.60E+01	U
FH	03	380034001	8/24/2015	K-40	3.45E+03	2.05E+02	1.04E+02	

Seabrook REMP Summary of 2015 Data

SAMPLE TYPE	STATION	LSN	END DATE	NUCLIDE	CONC (pCi/kg)	STD.DEV. (pCi/kg)	MDC (pCi/kg)	FLAGS
FH	03	380034001	8/24/2015	La-140	8.91E-01	4.66E+00	1.37E+01	U
FH	03	380034001	8/24/2015	Mn-54	6.34E+00	2.98E+00	1.10E+01	U
FH	03	380034001	8/24/2015	Nb-95	2.94E+00	3.18E+00	1.06E+01	U
FH	03	380034001	8/24/2015	Pb-212	9.63E+00	5.76E+00	1.67E+01	U
FH	03	380034001	8/24/2015	Pb-214	7.56E+00	7.48E+00	2.41E+01	U
FH	03	380034001	8/24/2015	Ra-226	9.77E+00	8.26E+00	2.43E+01	U
FH	03	380034001	8/24/2015	Ru-103	-9.33E-01	2.95E+00	9.57E+00	U
FH	03	380034001	8/24/2015	Ru-106	-5.45E+00	2.98E+01	9.64E+01	U
FH	03	380034001	8/24/2015	Sb-124	-3.98E+00	5.40E+00	1.59E+01	U
FH	03	380034001	8/24/2015	Sb-125	-3.57E+00	7.42E+00	2.40E+01	U
FH	03	380034001	8/24/2015	Se-75	1.65E-01	3.65E+00	1.18E+01	U
FH	03	380034001	8/24/2015	Th-228	9.63E+00	5.76E+00	1.67E+01	U
FH	03	380034001	8/24/2015	Th-230	9.77E+00	8.26E+00	2.43E+01	U
FH	03	380034001	8/24/2015	Tl-208	-3.31E+00	3.61E+00	1.08E+01	U
FH	03	380034001	8/24/2015	Zn-65	-4.01E+00	6.84E+00	2.14E+01	U
FH	03	380034001	8/24/2015	Zr-95	-2.38E+00	5.12E+00	1.59E+01	U
FH	03	386481001	11/24/2015	Ac-228	8.47E+00	2.18E+01	4.78E+01	U
FH	03	386481001	11/24/2015	Ag-108m	3.46E+00	2.53E+00	8.19E+00	U
FH	03	386481001	11/24/2015	Ag-110m	6.25E+00	4.67E+00	1.31E+01	U
FH	03	386481001	11/24/2015	Ba-140	-1.03E+01	1.54E+01	4.84E+01	U
FH	03	386481001	11/24/2015	Be-7	5.20E+01	2.56E+01	7.89E+01	U
FH	03	386481001	11/24/2015	Bi-214	1.38E+01	1.32E+01	1.84E+01	U
FH	03	386481001	11/24/2015	Ce-141	4.42E+00	4.00E+00	1.29E+01	U
FH	03	386481001	11/24/2015	Ce-144	3.87E+00	1.40E+01	4.61E+01	U
FH	03	386481001	11/24/2015	Co-57	-1.07E+00	2.00E+00	5.79E+00	U
FH	03	386481001	11/24/2015	Co-58	2.23E+00	2.97E+00	1.00E+01	U
FH	03	386481001	11/24/2015	Co-60	-3.75E+00	4.45E+00	1.05E+01	U
FH	03	386481001	11/24/2015	Cr-51	1.44E+01	2.50E+01	8.43E+01	U
FH	03	386481001	11/24/2015	Cs-134	5.31E-01	3.15E+00	1.06E+01	U
FH	03	386481001	11/24/2015	Cs-137	-1.54E+01	7.51E+00	1.04E+01	U
FH	03	386481001	11/24/2015	Fe-59	-2.08E+00	6.35E+00	2.03E+01	U
FH	03	386481001	11/24/2015	I-131	-8.68E+00	5.89E+00	1.77E+01	U
FH	03	386481001	11/24/2015	K-40	2.67E+03	1.66E+02	8.75E+01	
FH	03	386481001	11/24/2015	La-140	-7.80E+00	5.64E+00	1.60E+01	U
FH	03	386481001	11/24/2015	Mn-54	-2.21E+00	3.01E+00	9.59E+00	U
FH	03	386481001	11/24/2015	Nb-95	2.30E+00	2.97E+00	1.00E+01	U
FH	03	386481001	11/24/2015	Pb-212	-1.46E+01	7.90E+00	1.71E+01	U
FH	03	386481001	11/24/2015	Pb-214	3.36E+00	1.19E+01	1.82E+01	U
FH	03	386481001	11/24/2015	Ra-226	1.38E+01	1.32E+01	1.84E+01	U
FH	03	386481001	11/24/2015	Ru-103	-8.50E-01	2.93E+00	9.48E+00	U
FH	03	386481001	11/24/2015	Ru-106	1.25E+01	2.53E+01	8.20E+01	U
FH	03	386481001	11/24/2015	Sb-124	-2.12E+00	6.78E+00	2.17E+01	U
FH	03	386481001	11/24/2015	Sb-125	-6.61E+00	8.06E+00	2.22E+01	U
FH	03	386481001	11/24/2015	Se-75	1.79E+00	3.20E+00	1.09E+01	U
FH	03	386481001	11/24/2015	Th-228	-1.46E+01	7.90E+00	1.71E+01	U
FH	03	386481001	11/24/2015	Th-230	1.38E+01	1.32E+01	1.84E+01	U
FH	03	386481001	11/24/2015	Tl-208	-2.35E+00	5.22E+00	1.22E+01	U
FH	03	386481001	11/24/2015	Zn-65	-4.08E+00	7.98E+00	2.52E+01	U
FH	03	386481001	11/24/2015	Zr-95	-9.80E-01	5.23E+00	1.74E+01	U

Seabrook REMP Summary of 2015 Data

SAMPLE TYPE	STATION	LSN	END DATE	NUCLIDE	CONC (pCi/kg)	STD.DEV. (pCi/kg)	MDC (pCi/kg)	FLAGS
FH	06	374016003	5/13/2015	Ac-228	-9.59E+00	3.84E+01	1.27E+02	U
FH	06	374016003	5/13/2015	Ag-108m	7.29E+00	6.87E+00	2.33E+01	U
FH	06	374016003	5/13/2015	Ag-110m	-2.95E+00	1.22E+01	4.00E+01	U
FH	06	374016003	5/13/2015	Ba-140	3.42E+01	1.09E+02	3.19E+02	U
FH	06	374016003	5/13/2015	Be-7	-3.60E+01	8.19E+01	2.62E+02	U
FH	06	374016003	5/13/2015	Bi-214	1.35E+01	3.15E+01	6.88E+01	U
FH	06	374016003	5/13/2015	Ce-141	2.89E+01	1.77E+01	4.34E+01	U
FH	06	374016003	5/13/2015	Ce-144	7.27E+00	3.52E+01	1.16E+02	U
FH	06	374016003	5/13/2015	Co-57	-7.33E+00	5.01E+00	1.45E+01	U
FH	06	374016003	5/13/2015	Co-58	-9.83E+00	9.03E+00	2.68E+01	U
FH	06	374016003	5/13/2015	Co-60	2.22E+00	9.87E+00	3.26E+01	U
FH	06	374016003	5/13/2015	Cr-51	-6.36E+00	8.91E+01	2.99E+02	U
FH	06	374016003	5/13/2015	Cs-134	2.06E+01	1.26E+01	3.30E+01	U
FH	06	374016003	5/13/2015	Cs-137	4.09E+00	8.09E+00	2.69E+01	U
FH	06	374016003	5/13/2015	Fe-59	-2.38E+01	2.43E+01	7.11E+01	U
FH	06	374016003	5/13/2015	I-131	4.83E+01	5.07E+01	1.73E+02	U
FH	06	374016003	5/13/2015	K-40	2.60E+03	2.69E+02	2.41E+02	
FH	06	374016003	5/13/2015	La-140	-3.01E+01	2.83E+01	7.81E+01	U
FH	06	374016003	5/13/2015	Mn-54	-1.38E+01	9.21E+00	2.57E+01	U
FH	06	374016003	5/13/2015	Nb-95	1.08E+01	1.09E+01	3.73E+01	U
FH	06	374016003	5/13/2015	Pb-212	-2.57E+01	1.62E+01	4.85E+01	U
FH	06	374016003	5/13/2015	Pb-214	-2.12E+01	1.91E+01	5.56E+01	U
FH	06	374016003	5/13/2015	Ra-226	1.35E+01	3.15E+01	6.88E+01	U
FH	06	374016003	5/13/2015	Ru-103	-5.95E+00	1.18E+01	3.42E+01	U
FH	06	374016003	5/13/2015	Ru-106	1.12E+01	8.07E+01	2.63E+02	U
FH	06	374016003	5/13/2015	Sb-124	4.98E+00	2.41E+01	8.20E+01	U
FH	06	374016003	5/13/2015	Sb-125	9.78E+00	2.06E+01	6.97E+01	U
FH	06	374016003	5/13/2015	Se-75	1.88E+01	1.14E+01	3.62E+01	U
FH	06	374016003	5/13/2015	Th-228	-2.57E+01	1.62E+01	4.85E+01	U
FH	06	374016003	5/13/2015	Th-230	1.35E+01	3.15E+01	6.88E+01	U
FH	06	374016003	5/13/2015	Tl-208	6.35E-01	9.91E+00	3.21E+01	U
FH	06	374016003	5/13/2015	Zn-65	-3.49E+00	2.08E+01	6.73E+01	U
FH	06	374016003	5/13/2015	Zr-95	-8.43E+00	1.67E+01	5.39E+01	U
FH	06	382894001	10/8/2015	Ac-228	1.76E+01	2.71E+01	9.00E+01	U
FH	06	382894001	10/8/2015	Ag-108m	2.67E+00	4.92E+00	1.68E+01	U
FH	06	382894001	10/8/2015	Ag-110m	9.53E+00	8.42E+00	2.84E+01	U
FH	06	382894001	10/8/2015	Ba-140	3.92E+01	2.74E+01	9.28E+01	U
FH	06	382894001	10/8/2015	Be-7	6.34E+01	4.96E+01	1.68E+02	U
FH	06	382894001	10/8/2015	Bi-214	1.13E+01	1.50E+01	5.08E+01	U
FH	06	382894001	10/8/2015	Ce-141	-1.44E+00	8.08E+00	2.65E+01	U
FH	06	382894001	10/8/2015	Ce-144	-3.68E+01	3.10E+01	9.41E+01	U
FH	06	382894001	10/8/2015	Co-57	1.25E-01	3.98E+00	1.33E+01	U
FH	06	382894001	10/8/2015	Co-58	9.48E+00	5.78E+00	1.96E+01	U
FH	06	382894001	10/8/2015	Co-60	-1.02E+01	6.28E+00	1.54E+01	U
FH	06	382894001	10/8/2015	Cr-51	-3.99E+01	4.65E+01	1.39E+02	U
FH	06	382894001	10/8/2015	Cs-134	1.22E+00	6.46E+00	2.12E+01	U
FH	06	382894001	10/8/2015	Cs-137	1.35E+01	6.92E+00	2.29E+01	U
FH	06	382894001	10/8/2015	Fe-59	-1.72E+00	1.23E+01	3.46E+01	U
FH	06	382894001	10/8/2015	I-131	-1.03E+01	7.96E+00	2.38E+01	U
FH	06	382894001	10/8/2015	K-40	2.62E+03	2.22E+02	1.34E+02	

Seabrook REMP Summary of 2015 Data

SAMPLE TYPE	STATION	LSN	END DATE	NUCLIDE	CONC (pCi/kg)	STD.DEV. (pCi/kg)	MDC (pCi/kg)	FLAGS
FH	06	382894001	10/8/2015	La-140	3.24E+00	6.00E+00	2.10E+01	U
FH	06	382894001	10/8/2015	Mn-54	2.91E+00	5.85E+00	1.95E+01	U
FH	06	382894001	10/8/2015	Nb-95	4.29E+00	5.57E+00	1.88E+01	U
FH	06	382894001	10/8/2015	Pb-212	1.65E+01	1.42E+01	3.60E+01	U
FH	06	382894001	10/8/2015	Pb-214	2.18E+00	1.29E+01	4.18E+01	U
FH	06	382894001	10/8/2015	Ra-226	1.13E+01	1.50E+01	5.08E+01	U
FH	06	382894001	10/8/2015	Ru-103	-1.26E+00	5.08E+00	1.66E+01	U
FH	06	382894001	10/8/2015	Ru-106	-7.06E+01	5.77E+01	1.67E+02	U
FH	06	382894001	10/8/2015	Sb-124	1.66E+01	1.04E+01	3.95E+01	U
FH	06	382894001	10/8/2015	Sb-125	-1.68E+01	1.48E+01	4.47E+01	U
FH	06	382894001	10/8/2015	Se-75	2.45E+00	7.51E+00	2.46E+01	U
FH	06	382894001	10/8/2015	Th-228	1.65E+01	1.42E+01	3.60E+01	U
FH	06	382894001	10/8/2015	Th-230	1.13E+01	1.50E+01	5.08E+01	U
FH	06	382894001	10/8/2015	Tl-208	1.24E+00	7.28E+00	2.34E+01	U
FH	06	382894001	10/8/2015	Zn-65	-3.06E+00	1.35E+01	4.41E+01	U
FH	06	382894001	10/8/2015	Zr-95	-7.19E+00	9.21E+00	2.74E+01	U
FH	53	374016002	5/26/2015	Ac-228	6.40E-02	1.15E+01	3.79E+01	U
FH	53	374016002	5/26/2015	Ag-108m	5.63E+00	2.99E+00	7.37E+00	U
FH	53	374016002	5/26/2015	Ag-110m	-1.25E+00	4.06E+00	1.17E+01	U
FH	53	374016002	5/26/2015	Ba-140	-2.61E+01	2.05E+01	4.92E+01	U
FH	53	374016002	5/26/2015	Be-7	-9.67E+00	2.14E+01	6.73E+01	U
FH	53	374016002	5/26/2015	Bi-214	7.74E+00	6.79E+00	2.18E+01	U
FH	53	374016002	5/26/2015	Ce-141	8.60E-01	3.92E+00	1.28E+01	U
FH	53	374016002	5/26/2015	Ce-144	3.16E+01	1.57E+01	4.87E+01	U
FH	53	374016002	5/26/2015	Co-57	-2.44E+00	1.88E+00	5.48E+00	U
FH	53	374016002	5/26/2015	Co-58	-5.44E+00	3.31E+00	8.96E+00	U
FH	53	374016002	5/26/2015	Co-60	6.18E-01	3.32E+00	1.13E+01	U
FH	53	374016002	5/26/2015	Cr-51	-3.16E+01	2.36E+01	6.91E+01	U
FH	53	374016002	5/26/2015	Cs-134	8.45E+00	5.11E+00	1.02E+01	U
FH	53	374016002	5/26/2015	Cs-137	2.36E+00	3.08E+00	1.06E+01	U
FH	53	374016002	5/26/2015	Fe-59	-8.47E+00	7.35E+00	2.07E+01	U
FH	53	374016002	5/26/2015	I-131	-1.08E+00	5.44E+00	1.78E+01	U
FH	53	374016002	5/26/2015	K-40	3.03E+03	1.91E+02	8.15E+01	
FH	53	374016002	5/26/2015	La-140	-1.15E+00	4.05E+00	1.28E+01	U
FH	53	374016002	5/26/2015	Mn-54	-1.96E+00	3.04E+00	9.61E+00	U
FH	53	374016002	5/26/2015	Nb-95	2.19E+00	2.98E+00	9.18E+00	U
FH	53	374016002	5/26/2015	Pb-212	1.48E+00	6.18E+00	1.36E+01	U
FH	53	374016002	5/26/2015	Pb-214	2.47E-01	5.98E+00	1.95E+01	U
FH	53	374016002	5/26/2015	Ra-226	7.74E+00	6.79E+00	2.18E+01	U
FH	53	374016002	5/26/2015	Ru-103	-1.12E+00	2.49E+00	7.78E+00	U
FH	53	374016002	5/26/2015	Ru-106	2.30E+01	2.15E+01	7.25E+01	U
FH	53	374016002	5/26/2015	Sb-124	-5.12E+00	5.71E+00	1.56E+01	U
FH	53	374016002	5/26/2015	Sb-125	6.12E+00	6.39E+00	2.17E+01	U
FH	53	374016002	5/26/2015	Se-75	1.94E-01	3.05E+00	1.03E+01	U
FH	53	374016002	5/26/2015	Th-228	1.48E+00	6.18E+00	1.36E+01	U
FH	53	374016002	5/26/2015	Th-230	7.74E+00	6.79E+00	2.18E+01	U
FH	53	374016002	5/26/2015	Tl-208	-1.00E+00	2.57E+00	8.26E+00	U
FH	53	374016002	5/26/2015	Zn-65	-1.83E+00	7.22E+00	2.30E+01	U
FH	53	374016002	5/26/2015	Zr-95	-6.27E-01	5.24E+00	1.74E+01	U

Seabrook REMP Summary of 2015 Data

SAMPLE TYPE	STATION	LSN	END DATE	NUCLIDE	CONC (pCi/kg)	STD.DEV. (pCi/kg)	MDC (pCi/kg)	FLAGS
FH	53	380034002	8/19/2015	Ac-228	-9.32E+00	1.43E+01	4.63E+01	U
FH	53	380034002	8/19/2015	Ag-108m	2.70E-01	2.41E+00	7.78E+00	U
FH	53	380034002	8/19/2015	Ag-110m	-2.76E+00	4.18E+00	1.31E+01	U
FH	53	380034002	8/19/2015	Ba-140	-1.30E+01	1.76E+01	5.48E+01	U
FH	53	380034002	8/19/2015	Be-7	1.14E+01	2.51E+01	8.60E+01	U
FH	53	380034002	8/19/2015	Bi-214	-3.42E-01	7.13E+00	2.29E+01	U
FH	53	380034002	8/19/2015	Ce-141	8.03E-01	4.35E+00	1.41E+01	U
FH	53	380034002	8/19/2015	Ce-144	2.93E+00	1.60E+01	5.23E+01	U
FH	53	380034002	8/19/2015	Co-57	1.54E+00	2.11E+00	6.96E+00	U
FH	53	380034002	8/19/2015	Co-58	5.96E+00	3.32E+00	1.15E+01	U
FH	53	380034002	8/19/2015	Co-60	6.90E+00	4.37E+00	1.30E+01	U
FH	53	380034002	8/19/2015	Cr-51	-2.92E+01	3.12E+01	9.51E+01	U
FH	53	380034002	8/19/2015	Cs-134	1.24E+00	3.30E+00	1.09E+01	U
FH	53	380034002	8/19/2015	Cs-137	-9.89E-01	3.21E+00	1.03E+01	U
FH	53	380034002	8/19/2015	Fe-59	-1.62E+01	8.90E+00	2.17E+01	U
FH	53	380034002	8/19/2015	I-131	1.14E+00	7.63E+00	2.50E+01	U
FH	53	380034002	8/19/2015	K-40	3.58E+03	2.25E+02	9.19E+01	U
FH	53	380034002	8/19/2015	La-140	-1.01E+00	5.18E+00	1.65E+01	U
FH	53	380034002	8/19/2015	Mn-54	3.47E+00	3.39E+00	1.17E+01	U
FH	53	380034002	8/19/2015	Nb-95	-1.94E-01	3.09E+00	9.92E+00	U
FH	53	380034002	8/19/2015	Pb-212	1.80E+00	4.89E+00	1.66E+01	U
FH	53	380034002	8/19/2015	Pb-214	1.46E+01	1.07E+01	2.44E+01	U
FH	53	380034002	8/19/2015	Ra-226	-3.42E-01	7.13E+00	2.29E+01	U
FH	53	380034002	8/19/2015	Ru-103	4.66E+00	2.42E+00	1.08E+01	U
FH	53	380034002	8/19/2015	Ru-106	-8.87E+00	2.59E+01	8.28E+01	U
FH	53	380034002	8/19/2015	Sb-124	3.50E+00	6.77E+00	2.36E+01	U
FH	53	380034002	8/19/2015	Sb-125	-1.33E+01	8.14E+00	2.13E+01	U
FH	53	380034002	8/19/2015	Se-75	3.84E-01	3.69E+00	1.23E+01	U
FH	53	380034002	8/19/2015	Th-228	1.80E+00	4.89E+00	1.66E+01	U
FH	53	380034002	8/19/2015	Th-230	-3.42E-01	7.13E+00	2.29E+01	U
FH	53	380034002	8/19/2015	Tl-208	4.43E+00	3.66E+00	1.18E+01	U
FH	53	380034002	8/19/2015	Zn-65	1.12E+01	8.61E+00	2.92E+01	U
FH	53	380034002	8/19/2015	Zr-95	6.10E-01	5.25E+00	1.71E+01	U
FH	53	386481002	11/16/2015	Ac-228	1.89E+01	1.75E+01	3.22E+01	U
FH	53	386481002	11/16/2015	Ag-108m	2.86E-02	1.89E+00	6.10E+00	U
FH	53	386481002	11/16/2015	Ag-110m	6.69E-02	3.00E+00	9.74E+00	U
FH	53	386481002	11/16/2015	Ba-140	-2.76E+00	1.77E+01	5.94E+01	U
FH	53	386481002	11/16/2015	Be-7	-5.74E-01	2.16E+01	6.92E+01	U
FH	53	386481002	11/16/2015	Bi-214	6.33E+00	1.29E+01	1.81E+01	U
FH	53	386481002	11/16/2015	Ce-141	1.60E+00	4.05E+00	1.30E+01	U
FH	53	386481002	11/16/2015	Ce-144	-1.75E+01	1.33E+01	3.99E+01	U
FH	53	386481002	11/16/2015	Co-57	-3.07E-01	1.56E+00	5.03E+00	U
FH	53	386481002	11/16/2015	Co-58	8.09E-01	2.51E+00	8.24E+00	U
FH	53	386481002	11/16/2015	Co-60	1.52E+00	2.47E+00	8.21E+00	U
FH	53	386481002	11/16/2015	Cr-51	3.14E+01	2.62E+01	8.48E+01	U
FH	53	386481002	11/16/2015	Cs-134	-3.60E-01	2.41E+00	7.84E+00	U
FH	53	386481002	11/16/2015	Cs-137	3.14E+00	2.59E+00	7.40E+00	U
FH	53	386481002	11/16/2015	Fe-59	-3.45E+00	5.77E+00	1.87E+01	U
FH	53	386481002	11/16/2015	I-131	3.02E+01	1.22E+01	3.08E+01	U
FH	53	386481002	11/16/2015	K-40	2.94E+03	1.57E+02	7.53E+01	U

Seabrook REMP Summary of 2015 Data

SAMPLE TYPE	STATION	LSN	END DATE	NUCLIDE	CONC (pCi/kg)	STD.DEV. (pCi/kg)	MDC (pCi/kg)	FLAGS
FH	53	386481002	11/16/2015	La-140	-1.63E+01	7.04E+00	1.60E+01	U
FH	53	386481002	11/16/2015	Mn-54	-4.81E+00	3.44E+00	7.62E+00	U
FH	53	386481002	11/16/2015	Nb-95	2.19E+00	2.63E+00	8.65E+00	U
FH	53	386481002	11/16/2015	Pb-212	-3.56E+00	6.00E+00	1.29E+01	U
FH	53	386481002	11/16/2015	Pb-214	0.00E+00	8.15E+00	1.64E+01	U
FH	53	386481002	11/16/2015	Ra-226	6.33E+00	1.29E+01	1.81E+01	U
FH	53	386481002	11/16/2015	Ru-103	-1.59E+00	2.55E+00	8.41E+00	U
FH	53	386481002	11/16/2015	Ru-106	0.00E+00	3.23E+01	6.64E+01	U
FH	53	386481002	11/16/2015	Sb-124	1.24E+01	6.47E+00	1.93E+01	U
FH	53	386481002	11/16/2015	Sb-125	-6.95E+00	6.10E+00	1.85E+01	U
FH	53	386481002	11/16/2015	Se-75	1.44E+00	3.17E+00	9.33E+00	U
FH	53	386481002	11/16/2015	Th-228	-3.56E+00	6.00E+00	1.29E+01	U
FH	53	386481002	11/16/2015	Th-230	6.33E+00	1.29E+01	1.81E+01	U
FH	53	386481002	11/16/2015	Tl-208	0.00E+00	8.03E+00	6.80E+00	U
FH	53	386481002	11/16/2015	Zn-65	-1.13E+01	6.26E+00	1.76E+01	U
FH	53	386481002	11/16/2015	Zr-95	5.36E+00	4.49E+00	1.47E+01	U

Seabrook REMP Summary of 2015 Data

SAMPLE TYPE	STATION	LSN	END DATE	NUCLIDE	CONC (pCi/kg)	STD.DEV. (pCi/kg)	MDC (pCi/kg)	FLAGS
HA	04	374015001	5/28/2015	Ac-228	-2.45E+01	1.32E+01	3.54E+01	U
HA	04	374015001	5/28/2015	Ag-108m	-3.12E+00	2.50E+00	7.26E+00	U
HA	04	374015001	5/28/2015	Ag-110m	-1.17E+00	3.39E+00	9.87E+00	U
HA	04	374015001	5/28/2015	Ba-140	6.94E+00	1.27E+01	4.33E+01	U
HA	04	374015001	5/28/2015	Be-7	2.52E+01	2.69E+01	8.85E+01	U
HA	04	374015001	5/28/2015	Bi-214	4.25E+00	5.63E+00	1.88E+01	U
HA	04	374015001	5/28/2015	Ce-141	5.76E+00	4.50E+00	1.46E+01	U
HA	04	374015001	5/28/2015	Ce-144	-2.55E+01	1.74E+01	5.11E+01	U
HA	04	374015001	5/28/2015	Co-57	-6.76E-01	2.15E+00	7.00E+00	U
HA	04	374015001	5/28/2015	Co-58	-7.79E+00	3.43E+00	7.67E+00	U
HA	04	374015001	5/28/2015	Co-60	4.89E+00	3.29E+00	1.13E+01	U
HA	04	374015001	5/28/2015	Cr-51	-3.78E+01	2.72E+01	8.00E+01	U
HA	04	374015001	5/28/2015	Cs-134	4.14E-01	3.72E+00	1.18E+01	U
HA	04	374015001	5/28/2015	Cs-137	6.38E+00	4.04E+00	9.37E+00	U
HA	04	374015001	5/28/2015	Fe-59	-4.47E+00	6.69E+00	2.08E+01	U
HA	04	374015001	5/28/2015	I-131	9.54E-02	5.09E+00	1.67E+01	U
HA	04	374015001	5/28/2015	K-40	1.92E+03	1.36E+02	7.95E+01	
HA	04	374015001	5/28/2015	La-140	-2.27E-01	4.55E+00	1.49E+01	U
HA	04	374015001	5/28/2015	Mn-54	3.05E+00	2.96E+00	9.89E+00	U
HA	04	374015001	5/28/2015	Nb-95	2.86E+00	3.04E+00	9.00E+00	U
HA	04	374015001	5/28/2015	Pb-212	-6.37E+00	5.15E+00	1.53E+01	U
HA	04	374015001	5/28/2015	Pb-214	1.30E+01	7.18E+00	2.13E+01	U
HA	04	374015001	5/28/2015	Ra-226	4.25E+00	5.63E+00	1.88E+01	U
HA	04	374015001	5/28/2015	Ru-103	1.59E+00	3.03E+00	1.03E+01	U
HA	04	374015001	5/28/2015	Ru-106	3.41E+01	2.61E+01	8.79E+01	U
HA	04	374015001	5/28/2015	Sb-124	2.53E+00	6.08E+00	2.08E+01	U
HA	04	374015001	5/28/2015	Sb-125	1.90E+01	8.89E+00	2.77E+01	U
HA	04	374015001	5/28/2015	Se-75	7.80E-01	3.64E+00	1.22E+01	U
HA	04	374015001	5/28/2015	Th-228	-6.37E+00	5.15E+00	1.53E+01	U
HA	04	374015001	5/28/2015	Th-230	4.25E+00	5.63E+00	1.88E+01	U
HA	04	374015001	5/28/2015	Tl-208	6.50E+00	2.69E+00	8.38E+00	U
HA	04	374015001	5/28/2015	Zn-65	-4.86E+00	7.16E+00	2.22E+01	U
HA	04	374015001	5/28/2015	Zr-95	0.00E+00	8.36E+00	1.80E+01	U
HA	04	386260001	11/17/2015	Ac-228	-3.12E+00	1.53E+01	4.97E+01	U
HA	04	386260001	11/17/2015	Ag-108m	-4.22E+00	3.06E+00	8.49E+00	U
HA	04	386260001	11/17/2015	Ag-110m	4.26E+00	6.14E+00	1.58E+01	U
HA	04	386260001	11/17/2015	Ba-140	2.06E+01	2.65E+01	9.21E+01	U
HA	04	386260001	11/17/2015	Be-7	-1.14E+01	3.33E+01	8.98E+01	U
HA	04	386260001	11/17/2015	Bi-214	9.40E-01	7.18E+00	2.40E+01	U
HA	04	386260001	11/17/2015	Ce-141	1.88E-01	8.16E+00	2.03E+01	U
HA	04	386260001	11/17/2015	Ce-144	1.48E+01	1.87E+01	6.39E+01	U
HA	04	386260001	11/17/2015	Co-57	2.32E+00	2.46E+00	8.41E+00	U
HA	04	386260001	11/17/2015	Co-58	-6.99E-01	3.28E+00	1.06E+01	U
HA	04	386260001	11/17/2015	Co-60	-1.51E+00	4.18E+00	1.32E+01	U
HA	04	386260001	11/17/2015	Cr-51	1.96E+01	3.42E+01	1.14E+02	U
HA	04	386260001	11/17/2015	Cs-134	3.18E+00	3.78E+00	1.17E+01	U
HA	04	386260001	11/17/2015	Cs-137	6.39E+00	3.54E+00	1.21E+01	U
HA	04	386260001	11/17/2015	Fe-59	5.18E+00	8.76E+00	2.96E+01	U
HA	04	386260001	11/17/2015	I-131	-4.28E+00	1.36E+01	4.33E+01	U
HA	04	386260001	11/17/2015	K-40	2.50E+03	1.85E+02	8.42E+01	

Seabrook REMP Summary of 2015 Data

SAMPLE TYPE	STATION	LSN	END DATE	NUCLIDE	CONC (pCi/kg)	STD.DEV. (pCi/kg)	MDC (pCi/kg)	FLAGS
HA	04	386260001	11/17/2015	La-140	2.25E+01	1.19E+01	3.83E+01	U
HA	04	386260001	11/17/2015	Mn-54	-8.05E-01	3.28E+00	1.06E+01	U
HA	04	386260001	11/17/2015	Nb-95	2.37E-01	3.70E+00	1.23E+01	U
HA	04	386260001	11/17/2015	Pb-212	-7.25E+00	7.11E+00	1.98E+01	U
HA	04	386260001	11/17/2015	Pb-214	-9.03E+00	7.63E+00	2.28E+01	U
HA	04	386260001	11/17/2015	Ra-226	9.40E-01	7.18E+00	2.40E+01	U
HA	04	386260001	11/17/2015	Ru-103	-2.85E+00	3.73E+00	1.11E+01	U
HA	04	386260001	11/17/2015	Ru-106	-4.70E+01	2.79E+01	7.37E+01	U
HA	04	386260001	11/17/2015	Sb-124	1.32E+01	9.62E+00	3.52E+01	U
HA	04	386260001	11/17/2015	Sb-125	3.25E+00	8.48E+00	2.79E+01	U
HA	04	386260001	11/17/2015	Se-75	8.83E-01	4.29E+00	1.43E+01	U
HA	04	386260001	11/17/2015	Th-228	-7.25E+00	7.11E+00	1.98E+01	U
HA	04	386260001	11/17/2015	Th-230	9.40E-01	7.18E+00	2.40E+01	U
HA	04	386260001	11/17/2015	Tl-208	8.76E+00	5.51E+00	1.02E+01	U
HA	04	386260001	11/17/2015	Zn-65	1.55E+01	1.18E+01	2.82E+01	U
HA	04	386260001	11/17/2015	Zr-95	-1.87E+00	6.27E+00	2.03E+01	U
HA	54	374015002	5/26/2015	Ac-228	-3.37E+00	2.38E+01	7.79E+01	U
HA	54	374015002	5/26/2015	Ag-108m	-4.36E+00	4.59E+00	1.41E+01	U
HA	54	374015002	5/26/2015	Ag-110m	-1.72E+01	9.54E+00	2.47E+01	U
HA	54	374015002	5/26/2015	Ba-140	-1.51E+01	3.04E+01	9.64E+01	U
HA	54	374015002	5/26/2015	Be-7	7.00E+01	5.29E+01	1.79E+02	U
HA	54	374015002	5/26/2015	Bi-214	6.04E+00	1.57E+01	4.28E+01	U
HA	54	374015002	5/26/2015	Ce-141	-1.72E+00	7.52E+00	2.49E+01	U
HA	54	374015002	5/26/2015	Ce-144	-2.08E+00	2.63E+01	8.79E+01	U
HA	54	374015002	5/26/2015	Co-57	-3.54E+00	3.29E+00	1.03E+01	U
HA	54	374015002	5/26/2015	Co-58	3.04E+00	5.72E+00	1.97E+01	U
HA	54	374015002	5/26/2015	Co-60	-5.73E+00	5.72E+00	1.57E+01	U
HA	54	374015002	5/26/2015	Cr-51	-6.68E-01	5.42E+01	1.74E+02	U
HA	54	374015002	5/26/2015	Cs-134	1.26E+00	6.40E+00	2.17E+01	U
HA	54	374015002	5/26/2015	Cs-137	-7.25E+00	5.70E+00	1.58E+01	U
HA	54	374015002	5/26/2015	Fe-59	3.65E-02	1.70E+01	4.78E+01	U
HA	54	374015002	5/26/2015	I-131	1.35E+01	2.16E+01	3.51E+01	U
HA	54	374015002	5/26/2015	K-40	1.63E+03	1.87E+02	2.03E+02	
HA	54	374015002	5/26/2015	La-140	-5.41E+00	9.01E+00	2.70E+01	U
HA	54	374015002	5/26/2015	Mn-54	5.37E+00	6.33E+00	2.19E+01	U
HA	54	374015002	5/26/2015	Nb-95	5.24E+00	5.74E+00	1.93E+01	U
HA	54	374015002	5/26/2015	Pb-212	1.35E+01	1.37E+01	3.07E+01	U
HA	54	374015002	5/26/2015	Pb-214	5.31E+00	1.59E+01	4.11E+01	U
HA	54	374015002	5/26/2015	Ra-226	6.04E+00	1.57E+01	4.28E+01	U
HA	54	374015002	5/26/2015	Ru-103	5.44E+00	5.62E+00	1.92E+01	U
HA	54	374015002	5/26/2015	Ru-106	4.12E+01	4.78E+01	1.62E+02	U
HA	54	374015002	5/26/2015	Sb-124	-6.70E+00	1.27E+01	3.84E+01	U
HA	54	374015002	5/26/2015	Sb-125	-1.36E+01	1.28E+01	3.87E+01	U
HA	54	374015002	5/26/2015	Se-75	-3.80E+00	7.10E+00	2.15E+01	U
HA	54	374015002	5/26/2015	Th-228	1.35E+01	1.37E+01	3.07E+01	U
HA	54	374015002	5/26/2015	Th-230	6.04E+00	1.57E+01	4.28E+01	U
HA	54	374015002	5/26/2015	Tl-208	3.64E+00	1.07E+01	1.59E+01	U
HA	54	374015002	5/26/2015	Zn-65	-8.30E+00	1.41E+01	4.37E+01	U
HA	54	374015002	5/26/2015	Zr-95	5.46E+00	1.09E+01	3.63E+01	U
HA	54	386260002	11/18/2015	Ac-228	1.96E+01	1.84E+01	4.92E+01	U

Seabrook REMP Summary of 2015 Data

SAMPLE TYPE	STATION	LSN	END DATE	NUCLIDE	CONC (pCi/kg)	STD.DEV. (pCi/kg)	MDC (pCi/kg)	FLAGS
HA	54	386260002	11/18/2015	Ag-108m	2.43E+00	2.66E+00	9.01E+00	U
HA	54	386260002	11/18/2015	Ag-110m	-2.73E+00	4.17E+00	1.28E+01	U
HA	54	386260002	11/18/2015	Ba-140	-1.30E+01	2.49E+01	7.90E+01	U
HA	54	386260002	11/18/2015	Be-7	1.81E+00	2.77E+01	9.21E+01	U
HA	54	386260002	11/18/2015	Bi-214	-2.80E+00	7.04E+00	2.12E+01	U
HA	54	386260002	11/18/2015	Ce-141	8.08E+00	6.60E+00	2.04E+01	U
HA	54	386260002	11/18/2015	Ce-144	-4.27E+00	1.73E+01	5.69E+01	U
HA	54	386260002	11/18/2015	Co-57	3.48E+00	2.67E+00	7.34E+00	U
HA	54	386260002	11/18/2015	Co-58	2.82E+00	3.87E+00	1.33E+01	U
HA	54	386260002	11/18/2015	Co-60	-2.45E-01	2.68E+00	8.63E+00	U
HA	54	386260002	11/18/2015	Cr-51	2.31E+01	3.42E+01	1.17E+02	U
HA	54	386260002	11/18/2015	Cs-134	-7.66E-01	3.35E+00	1.11E+01	U
HA	54	386260002	11/18/2015	Cs-137	2.86E+00	3.44E+00	1.15E+01	U
HA	54	386260002	11/18/2015	Fe-59	3.81E+00	7.54E+00	2.55E+01	U
HA	54	386260002	11/18/2015	I-131	-1.55E+01	1.38E+01	3.62E+01	U
HA	54	386260002	11/18/2015	K-40	2.15E+03	1.51E+02	9.37E+01	
HA	54	386260002	11/18/2015	La-140	-6.88E+00	7.24E+00	2.10E+01	U
HA	54	386260002	11/18/2015	Mn-54	3.19E+00	3.14E+00	1.08E+01	U
HA	54	386260002	11/18/2015	Nb-95	2.75E+00	3.25E+00	1.09E+01	U
HA	54	386260002	11/18/2015	Pb-212	4.90E+00	6.04E+00	1.89E+01	U
HA	54	386260002	11/18/2015	Pb-214	5.37E+00	7.96E+00	2.35E+01	U
HA	54	386260002	11/18/2015	Ra-226	-2.80E+00	7.04E+00	2.12E+01	U
HA	54	386260002	11/18/2015	Ru-103	3.37E+00	3.82E+00	1.29E+01	U
HA	54	386260002	11/18/2015	Ru-106	2.50E+01	2.95E+01	9.86E+01	U
HA	54	386260002	11/18/2015	Sb-124	-9.64E+00	7.31E+00	1.90E+01	U
HA	54	386260002	11/18/2015	Sb-125	-1.16E+01	7.91E+00	2.28E+01	U
HA	54	386260002	11/18/2015	Se-75	-7.41E-01	4.18E+00	1.34E+01	U
HA	54	386260002	11/18/2015	Th-228	4.90E+00	6.04E+00	1.89E+01	U
HA	54	386260002	11/18/2015	Th-230	-2.80E+00	7.04E+00	2.12E+01	U
HA	54	386260002	11/18/2015	Tl-208	5.88E-01	3.43E+00	1.12E+01	U
HA	54	386260002	11/18/2015	Zn-65	1.06E+01	8.10E+00	2.74E+01	U
HA	54	386260002	11/18/2015	Zr-95	2.69E-02	6.52E+00	2.10E+01	U

Seabrook REMP Summary of 2015 Data

SAMPLE TYPE	STATION	LSN	END DATE	NUCLIDE	CONC (pCi/kg)	STD.DEV. (pCi/kg)	MDC (pCi/kg)	FLAGS
MU	06	374024001	5/26/2015	Ac-228	5.15E+00	1.07E+01	3.35E+01	U
MU	06	374024001	5/26/2015	Ag-108m	-5.00E-01	2.35E+00	7.52E+00	U
MU	06	374024001	5/26/2015	Ag-110m	8.43E+00	4.07E+00	1.30E+01	U
MU	06	374024001	5/26/2015	Ba-140	-1.39E+01	1.34E+01	3.78E+01	U
MU	06	374024001	5/26/2015	Be-7	9.13E+00	2.34E+01	7.74E+01	U
MU	06	374024001	5/26/2015	Bi-214	-7.70E-01	6.08E+00	1.89E+01	U
MU	06	374024001	5/26/2015	Ce-141	-3.80E+00	5.36E+00	1.43E+01	U
MU	06	374024001	5/26/2015	Ce-144	8.97E+00	1.64E+01	5.35E+01	U
MU	06	374024001	5/26/2015	Co-57	-2.74E+00	2.10E+00	6.01E+00	U
MU	06	374024001	5/26/2015	Co-58	-1.43E+00	4.00E+00	1.10E+01	U
MU	06	374024001	5/26/2015	Co-60	1.16E-01	3.46E+00	1.16E+01	U
MU	06	374024001	5/26/2015	Cr-51	2.31E+01	2.61E+01	8.84E+01	U
MU	06	374024001	5/26/2015	Cs-134	1.06E+01	3.84E+00	1.10E+01	U
MU	06	374024001	5/26/2015	Cs-137	1.99E+00	2.46E+00	8.64E+00	U
MU	06	374024001	5/26/2015	Fe-59	5.36E+00	6.83E+00	2.32E+01	U
MU	06	374024001	5/26/2015	I-131	-3.91E+00	5.43E+00	1.68E+01	U
MU	06	374024001	5/26/2015	K-40	1.02E+03	9.81E+01	7.99E+01	
MU	06	374024001	5/26/2015	La-140	-9.99E-01	4.68E+00	1.50E+01	U
MU	06	374024001	5/26/2015	Mn-54	-1.00E+00	2.31E+00	7.27E+00	U
MU	06	374024001	5/26/2015	Nb-95	-8.52E-01	3.78E+00	9.52E+00	U
MU	06	374024001	5/26/2015	Pb-212	9.41E+00	6.31E+00	1.90E+01	U
MU	06	374024001	5/26/2015	Pb-214	7.39E+00	8.65E+00	2.15E+01	U
MU	06	374024001	5/26/2015	Ra-226	-7.70E-01	6.08E+00	1.89E+01	U
MU	06	374024001	5/26/2015	Ru-103	6.81E+00	3.69E+00	8.43E+00	U
MU	06	374024001	5/26/2015	Ru-106	3.29E+01	2.65E+01	9.20E+01	U
MU	06	374024001	5/26/2015	Sb-124	4.29E+00	5.45E+00	1.99E+01	U
MU	06	374024001	5/26/2015	Sb-125	-7.15E+00	7.47E+00	2.23E+01	U
MU	06	374024001	5/26/2015	Se-75	-7.44E-01	3.04E+00	1.00E+01	U
MU	06	374024001	5/26/2015	Th-228	9.41E+00	6.31E+00	1.90E+01	U
MU	06	374024001	5/26/2015	Th-230	-7.70E-01	6.08E+00	1.89E+01	U
MU	06	374024001	5/26/2015	Tl-208	4.81E+00	3.73E+00	5.81E+00	U
MU	06	374024001	5/26/2015	Zn-65	3.89E-01	7.62E+00	2.14E+01	U
MU	06	374024001	5/26/2015	Zr-95	9.06E+00	7.17E+00	1.88E+01	U
MU	06	386290001	11/16/2015	Ac-228	-8.63E-01	8.42E+00	2.82E+01	U
MU	06	386290001	11/16/2015	Ag-108m	-2.24E+00	1.88E+00	5.27E+00	U
MU	06	386290001	11/16/2015	Ag-110m	-1.50E+00	3.00E+00	9.29E+00	U
MU	06	386290001	11/16/2015	Ba-140	8.92E+00	1.78E+01	6.15E+01	U
MU	06	386290001	11/16/2015	Be-7	-9.09E+00	2.42E+01	6.87E+01	U
MU	06	386290001	11/16/2015	Bi-214	-3.38E+00	4.94E+00	1.52E+01	U
MU	06	386290001	11/16/2015	Ce-141	-9.58E-01	4.72E+00	1.38E+01	U
MU	06	386290001	11/16/2015	Ce-144	1.25E+01	1.24E+01	3.78E+01	U
MU	06	386290001	11/16/2015	Co-57	-2.55E-01	1.48E+00	4.97E+00	U
MU	06	386290001	11/16/2015	Co-58	1.15E+00	2.52E+00	7.49E+00	U
MU	06	386290001	11/16/2015	Co-60	-1.89E+00	2.45E+00	7.35E+00	U
MU	06	386290001	11/16/2015	Cr-51	-1.43E+01	2.45E+01	7.63E+01	U
MU	06	386290001	11/16/2015	Cs-134	-2.61E+00	2.43E+00	6.72E+00	U
MU	06	386290001	11/16/2015	Cs-137	9.76E-01	2.51E+00	8.29E+00	U
MU	06	386290001	11/16/2015	Fe-59	6.92E-02	5.36E+00	1.80E+01	U
MU	06	386290001	11/16/2015	I-131	4.98E+00	9.67E+00	3.19E+01	U
MU	06	386290001	11/16/2015	K-40	1.17E+03	9.91E+01	6.40E+01	

Seabrook REMP Summary of 2015 Data

SAMPLE TYPE	STATION	LSN	END DATE	NUCLIDE	CONC (pCi/kg)	STD.DEV. (pCi/kg)	MDC (pCi/kg)	FLAGS
MU	06	386290001	11/16/2015	La-140	-3.31E+00	5.86E+00	1.75E+01	U
MU	06	386290001	11/16/2015	Mn-54	7.08E-01	2.11E+00	7.07E+00	U
MU	06	386290001	11/16/2015	Nb-95	2.88E+00	2.46E+00	8.46E+00	U
MU	06	386290001	11/16/2015	Pb-212	0.00E+00	7.82E+00	1.43E+01	U
MU	06	386290001	11/16/2015	Pb-214	-6.07E-01	5.76E+00	1.80E+01	U
MU	06	386290001	11/16/2015	Ra-226	-3.38E+00	4.94E+00	1.52E+01	U
MU	06	386290001	11/16/2015	Ru-103	2.76E+00	2.33E+00	7.80E+00	U
MU	06	386290001	11/16/2015	Ru-106	4.65E+00	2.05E+01	6.90E+01	U
MU	06	386290001	11/16/2015	Sb-124	-3.64E+00	5.34E+00	1.54E+01	U
MU	06	386290001	11/16/2015	Sb-125	9.95E+00	5.12E+00	1.87E+01	U
MU	06	386290001	11/16/2015	Se-75	-3.37E+00	2.66E+00	7.74E+00	U
MU	06	386290001	11/16/2015	Th-228	0.00E+00	7.82E+00	1.43E+01	U
MU	06	386290001	11/16/2015	Th-230	-3.38E+00	4.94E+00	1.52E+01	U
MU	06	386290001	11/16/2015	Tl-208	4.62E+00	2.29E+00	7.29E+00	U
MU	06	386290001	11/16/2015	Zn-65	5.80E+00	5.75E+00	2.00E+01	U
MU	06	386290001	11/16/2015	Zr-95	1.29E+00	3.64E+00	1.23E+01	U
MU	09	374035001	5/19/2015	Ac-228	0.00E+00	1.44E+01	3.95E+01	U
MU	09	374035001	5/19/2015	Ag-108m	-1.71E+00	2.19E+00	6.90E+00	U
MU	09	374035001	5/19/2015	Ag-110m	-9.87E-02	3.26E+00	1.08E+01	U
MU	09	374035001	5/19/2015	Ba-140	-3.22E+01	2.55E+01	7.13E+01	U
MU	09	374035001	5/19/2015	Be-7	3.30E+01	2.48E+01	8.56E+01	U
MU	09	374035001	5/19/2015	Bi-214	1.21E+01	8.00E+00	1.54E+01	U
MU	09	374035001	5/19/2015	Ce-141	-3.49E+00	5.25E+00	1.63E+01	U
MU	09	374035001	5/19/2015	Ce-144	-5.49E+00	1.55E+01	5.15E+01	U
MU	09	374035001	5/19/2015	Co-57	9.54E-01	1.95E+00	6.67E+00	U
MU	09	374035001	5/19/2015	Co-58	-1.31E+00	3.12E+00	1.01E+01	U
MU	09	374035001	5/19/2015	Co-60	-2.57E-01	3.23E+00	1.06E+01	U
MU	09	374035001	5/19/2015	Cr-51	-5.27E+00	2.90E+01	9.25E+01	U
MU	09	374035001	5/19/2015	Cs-134	1.45E+00	3.20E+00	1.10E+01	U
MU	09	374035001	5/19/2015	Cs-137	4.79E+00	3.15E+00	1.06E+01	U
MU	09	374035001	5/19/2015	Fe-59	1.30E+01	6.59E+00	2.27E+01	U
MU	09	374035001	5/19/2015	I-131	1.18E+01	1.60E+01	3.48E+01	U
MU	09	374035001	5/19/2015	K-40	1.65E+03	1.27E+02	8.69E+01	
MU	09	374035001	5/19/2015	La-140	-5.09E+00	7.37E+00	2.19E+01	U
MU	09	374035001	5/19/2015	Mn-54	-1.37E+00	2.48E+00	7.89E+00	U
MU	09	374035001	5/19/2015	Nb-95	3.23E+00	3.16E+00	1.07E+01	U
MU	09	374035001	5/19/2015	Pb-212	0.00E+00	8.66E+00	1.23E+01	U
MU	09	374035001	5/19/2015	Pb-214	-1.56E+00	6.73E+00	2.05E+01	U
MU	09	374035001	5/19/2015	Ra-226	1.21E+01	8.00E+00	1.54E+01	U
MU	09	374035001	5/19/2015	Ru-103	4.98E-01	3.04E+00	1.02E+01	U
MU	09	374035001	5/19/2015	Ru-106	1.28E+01	2.15E+01	6.46E+01	U
MU	09	374035001	5/19/2015	Sb-124	-5.25E-02	5.68E+00	1.87E+01	U
MU	09	374035001	5/19/2015	Sb-125	-9.04E-01	6.39E+00	2.12E+01	U
MU	09	374035001	5/19/2015	Se-75	2.86E+00	3.69E+00	1.23E+01	U
MU	09	374035001	5/19/2015	Th-228	0.00E+00	8.66E+00	1.23E+01	U
MU	09	374035001	5/19/2015	Th-230	1.21E+01	8.00E+00	1.54E+01	U
MU	09	374035001	5/19/2015	Tl-208	0.00E+00	4.19E+00	7.65E+00	U
MU	09	374035001	5/19/2015	Zn-65	1.44E+01	7.61E+00	2.55E+01	U
MU	09	374035001	5/19/2015	Zr-95	4.98E-01	5.57E+00	1.81E+01	U

Seabrook REMP Summary of 2015 Data

SAMPLE TYPE	STATION	LSN	END DATE	NUCLIDE	CONC (pCi/kg)	STD.DEV. (pCi/kg)	MDC (pCi/kg)	FLAGS
MU	09	386259001	11/17/2015	Ac-228	-8.79E+00	1.41E+01	4.38E+01	U
MU	09	386259001	11/17/2015	Ag-108m	8.32E-01	2.60E+00	8.54E+00	U
MU	09	386259001	11/17/2015	Ag-110m	8.36E+00	6.37E+00	1.52E+01	U
MU	09	386259001	11/17/2015	Ba-140	1.45E+01	2.51E+01	8.70E+01	U
MU	09	386259001	11/17/2015	Be-7	3.78E+01	2.88E+01	9.63E+01	U
MU	09	386259001	11/17/2015	Bi-214	1.92E+01	9.87E+00	2.66E+01	U
MU	09	386259001	11/17/2015	Ce-141	4.00E+00	5.99E+00	2.04E+01	U
MU	09	386259001	11/17/2015	Ce-144	-1.35E+00	1.83E+01	6.18E+01	U
MU	09	386259001	11/17/2015	Co-57	3.81E+00	2.57E+00	8.55E+00	U
MU	09	386259001	11/17/2015	Co-58	7.16E+00	3.78E+00	1.29E+01	U
MU	09	386259001	11/17/2015	Co-60	-2.45E+00	3.61E+00	1.08E+01	U
MU	09	386259001	11/17/2015	Cr-51	-1.08E+01	3.34E+01	1.07E+02	U
MU	09	386259001	11/17/2015	Cs-134	-3.21E+00	3.52E+00	1.02E+01	U
MU	09	386259001	11/17/2015	Cs-137	-5.66E+00	3.52E+00	9.61E+00	U
MU	09	386259001	11/17/2015	Fe-59	2.14E+01	8.73E+00	2.79E+01	U
MU	09	386259001	11/17/2015	I-131	4.44E+00	1.29E+01	3.78E+01	U
MU	09	386259001	11/17/2015	K-40	1.63E+03	1.35E+02	7.29E+01	
MU	09	386259001	11/17/2015	La-140	-2.85E-01	7.94E+00	2.62E+01	U
MU	09	386259001	11/17/2015	Mn-54	-2.94E+00	3.58E+00	1.09E+01	U
MU	09	386259001	11/17/2015	Nb-95	6.83E+00	3.80E+00	1.17E+01	U
MU	09	386259001	11/17/2015	Pb-212	3.24E+00	6.68E+00	2.15E+01	U
MU	09	386259001	11/17/2015	Pb-214	1.77E+01	1.23E+01	2.68E+01	U
MU	09	386259001	11/17/2015	Ra-226	1.92E+01	9.87E+00	2.66E+01	U
MU	09	386259001	11/17/2015	Ru-103	-1.51E-01	3.34E+00	1.07E+01	U
MU	09	386259001	11/17/2015	Ru-106	-8.04E+00	2.62E+01	8.58E+01	U
MU	09	386259001	11/17/2015	Sb-124	4.39E+00	5.40E+00	2.02E+01	U
MU	09	386259001	11/17/2015	Sb-125	2.25E+00	7.39E+00	2.43E+01	U
MU	09	386259001	11/17/2015	Se-75	-3.97E+00	4.29E+00	1.32E+01	U
MU	09	386259001	11/17/2015	Th-228	3.24E+00	6.68E+00	2.15E+01	U
MU	09	386259001	11/17/2015	Th-230	1.92E+01	9.87E+00	2.66E+01	U
MU	09	386259001	11/17/2015	Tl-208	4.18E+00	3.76E+00	9.05E+00	U
MU	09	386259001	11/17/2015	Zn-65	-1.01E+01	8.16E+00	2.23E+01	U
MU	09	386259001	11/17/2015	Zr-95	4.41E-01	5.77E+00	1.92E+01	U
MU	56	374024002	5/26/2015	Ac-228	2.36E+01	1.64E+01	4.14E+01	U
MU	56	374024002	5/26/2015	Ag-108m	1.93E+00	2.11E+00	7.05E+00	U
MU	56	374024002	5/26/2015	Ag-110m	-6.02E+00	3.75E+00	9.75E+00	U
MU	56	374024002	5/26/2015	Ba-140	1.75E+01	1.30E+01	4.33E+01	U
MU	56	374024002	5/26/2015	Be-7	3.24E+01	2.22E+01	7.33E+01	U
MU	56	374024002	5/26/2015	Bi-214	-8.07E+00	5.83E+00	1.69E+01	U
MU	56	374024002	5/26/2015	Ce-141	4.05E+00	4.24E+00	1.24E+01	U
MU	56	374024002	5/26/2015	Ce-144	-6.32E+00	1.40E+01	4.40E+01	U
MU	56	374024002	5/26/2015	Co-57	1.92E+00	1.72E+00	5.62E+00	U
MU	56	374024002	5/26/2015	Co-58	-1.05E+00	2.27E+00	7.13E+00	U
MU	56	374024002	5/26/2015	Co-60	1.68E+00	2.62E+00	9.09E+00	U
MU	56	374024002	5/26/2015	Cr-51	5.16E+01	2.56E+01	8.20E+01	U
MU	56	374024002	5/26/2015	Cs-134	6.94E-01	2.40E+00	8.07E+00	U
MU	56	374024002	5/26/2015	Cs-137	0.00E+00	5.23E+00	7.68E+00	U
MU	56	374024002	5/26/2015	Fe-59	-7.10E+00	5.44E+00	1.50E+01	U
MU	56	374024002	5/26/2015	I-131	-2.98E+00	4.58E+00	1.43E+01	U
MU	56	374024002	5/26/2015	K-40	1.65E+03	1.21E+02	8.56E+01	

Seabrook REMP Summary of 2015 Data

SAMPLE TYPE	STATION	LSN	END DATE	NUCLIDE	CONC (pCi/kg)	STD.DEV. (pCi/kg)	MDC (pCi/kg)	FLAGS
MU	56	374024002	5/26/2015	La-140	3.48E+00	4.32E+00	1.52E+01	U
MU	56	374024002	5/26/2015	Mn-54	2.20E+00	2.41E+00	8.23E+00	U
MU	56	374024002	5/26/2015	Nb-95	-6.63E-03	2.55E+00	8.44E+00	U
MU	56	374024002	5/26/2015	Pb-212	3.07E+00	5.51E+00	1.23E+01	U
MU	56	374024002	5/26/2015	Pb-214	1.62E+01	9.09E+00	1.91E+01	U
MU	56	374024002	5/26/2015	Ra-226	-8.07E+00	5.83E+00	1.69E+01	U
MU	56	374024002	5/26/2015	Ru-103	-3.81E+00	2.63E+00	7.15E+00	U
MU	56	374024002	5/26/2015	Ru-106	-9.23E+00	2.48E+01	8.10E+01	U
MU	56	374024002	5/26/2015	Sb-124	2.00E+00	4.98E+00	1.70E+01	U
MU	56	374024002	5/26/2015	Sb-125	-1.83E+00	6.06E+00	1.93E+01	U
MU	56	374024002	5/26/2015	Se-75	-1.62E+00	3.12E+00	1.02E+01	U
MU	56	374024002	5/26/2015	Th-228	3.07E+00	5.51E+00	1.23E+01	U
MU	56	374024002	5/26/2015	Th-230	-8.07E+00	5.83E+00	1.69E+01	U
MU	56	374024002	5/26/2015	Tl-208	0.00E+00	3.23E+00	7.46E+00	U
MU	56	374024002	5/26/2015	Zn-65	-5.68E-01	5.99E+00	2.00E+01	U
MU	56	374024002	5/26/2015	Zr-95	6.95E+00	4.89E+00	1.67E+01	U
MU	56	386290002	11/16/2015	Ac-228	6.25E+00	2.10E+01	3.78E+01	U
MU	56	386290002	11/16/2015	Ag-108m	-1.99E-01	2.13E+00	6.81E+00	U
MU	56	386290002	11/16/2015	Ag-110m	1.29E+00	3.51E+00	1.18E+01	U
MU	56	386290002	11/16/2015	Ba-140	9.01E+00	2.12E+01	7.10E+01	U
MU	56	386290002	11/16/2015	Be-7	7.56E+01	3.95E+01	7.95E+01	U
MU	56	386290002	11/16/2015	Bi-214	3.29E+00	1.10E+01	2.11E+01	U
MU	56	386290002	11/16/2015	Ce-141	8.03E+00	5.27E+00	1.47E+01	U
MU	56	386290002	11/16/2015	Ce-144	3.66E+00	1.35E+01	4.38E+01	U
MU	56	386290002	11/16/2015	Co-57	-4.98E-01	1.73E+00	5.60E+00	U
MU	56	386290002	11/16/2015	Co-58	-1.60E+00	3.23E+00	9.07E+00	U
MU	56	386290002	11/16/2015	Co-60	6.65E+00	3.33E+00	1.06E+01	U
MU	56	386290002	11/16/2015	Cr-51	3.90E+01	2.99E+01	9.61E+01	U
MU	56	386290002	11/16/2015	Cs-134	-7.59E-01	3.13E+00	8.99E+00	U
MU	56	386290002	11/16/2015	Cs-137	9.15E-01	2.55E+00	8.42E+00	U
MU	56	386290002	11/16/2015	Fe-59	4.00E+00	6.52E+00	2.16E+01	U
MU	56	386290002	11/16/2015	I-131	3.77E+00	1.08E+01	3.52E+01	U
MU	56	386290002	11/16/2015	K-40	8.94E+02	9.56E+01	9.30E+01	
MU	56	386290002	11/16/2015	La-140	7.58E+00	7.37E+00	2.49E+01	U
MU	56	386290002	11/16/2015	Mn-54	1.71E+00	2.39E+00	8.42E+00	U
MU	56	386290002	11/16/2015	Nb-95	-7.50E+00	5.53E+00	9.90E+00	U
MU	56	386290002	11/16/2015	Pb-212	1.34E+01	8.65E+00	1.66E+01	U
MU	56	386290002	11/16/2015	Pb-214	1.22E+01	1.05E+01	2.02E+01	U
MU	56	386290002	11/16/2015	Ra-226	3.29E+00	1.10E+01	2.11E+01	U
MU	56	386290002	11/16/2015	Ru-103	8.88E-01	3.03E+00	1.02E+01	U
MU	56	386290002	11/16/2015	Ru-106	-3.09E+01	2.39E+01	7.16E+01	U
MU	56	386290002	11/16/2015	Sb-124	-1.34E+00	6.68E+00	2.15E+01	U
MU	56	386290002	11/16/2015	Sb-125	-3.82E+00	6.79E+00	2.12E+01	U
MU	56	386290002	11/16/2015	Se-75	3.28E-01	3.78E+00	1.11E+01	U
MU	56	386290002	11/16/2015	Th-228	1.34E+01	8.65E+00	1.66E+01	U
MU	56	386290002	11/16/2015	Th-230	3.29E+00	1.10E+01	2.11E+01	U
MU	56	386290002	11/16/2015	Tl-208	-7.27E+00	5.20E+00	9.69E+00	U
MU	56	386290002	11/16/2015	Zn-65	-5.49E+00	6.60E+00	2.05E+01	U
MU	56	386290002	11/16/2015	Zr-95	-3.85E-01	5.58E+00	1.80E+01	U

Seabrook REMP Summary of 2015 Data

SAMPLE TYPE	STATION	LSN	END DATE	NUCLIDE	CONC (pCi/kg)	STD.DEV. (pCi/kg)	MDC (pCi/kg)	FLAGS
MU	59	374035002	5/19/2015	Ac-228	-7.45E+00	1.03E+01	3.23E+01	U
MU	59	374035002	5/19/2015	Ag-108m	6.10E-01	1.89E+00	6.23E+00	U
MU	59	374035002	5/19/2015	Ag-110m	1.02E+00	3.53E+00	1.17E+01	U
MU	59	374035002	5/19/2015	Ba-140	6.29E+00	1.71E+01	5.61E+01	U
MU	59	374035002	5/19/2015	Be-7	3.49E+01	2.39E+01	7.91E+01	U
MU	59	374035002	5/19/2015	Bi-214	1.22E+01	7.48E+00	1.85E+01	U
MU	59	374035002	5/19/2015	Ce-141	-1.42E+00	4.50E+00	1.43E+01	U
MU	59	374035002	5/19/2015	Ce-144	1.35E+01	1.33E+01	4.35E+01	U
MU	59	374035002	5/19/2015	Co-57	1.07E+00	1.77E+00	5.81E+00	U
MU	59	374035002	5/19/2015	Co-58	1.05E+00	2.67E+00	9.00E+00	U
MU	59	374035002	5/19/2015	Co-60	1.26E+00	2.65E+00	9.09E+00	U
MU	59	374035002	5/19/2015	Cr-51	4.61E+01	2.25E+01	8.04E+01	U
MU	59	374035002	5/19/2015	Cs-134	7.38E-01	2.44E+00	8.19E+00	U
MU	59	374035002	5/19/2015	Cs-137	2.44E-01	3.02E+00	1.03E+01	U
MU	59	374035002	5/19/2015	Fe-59	-2.11E+00	5.93E+00	1.90E+01	U
MU	59	374035002	5/19/2015	I-131	-7.35E+00	8.80E+00	2.70E+01	U
MU	59	374035002	5/19/2015	K-40	1.67E+03	1.21E+02	9.42E+01	
MU	59	374035002	5/19/2015	La-140	-5.76E+00	6.97E+00	2.01E+01	U
MU	59	374035002	5/19/2015	Mn-54	-4.61E-01	2.40E+00	7.76E+00	U
MU	59	374035002	5/19/2015	Nb-95	4.02E-01	2.40E+00	8.02E+00	U
MU	59	374035002	5/19/2015	Pb-212	8.13E+00	6.17E+00	1.67E+01	U
MU	59	374035002	5/19/2015	Pb-214	-7.21E-01	5.13E+00	1.63E+01	U
MU	59	374035002	5/19/2015	Ra-226	1.22E+01	7.48E+00	1.85E+01	U
MU	59	374035002	5/19/2015	Ru-103	2.07E+00	3.01E+00	9.93E+00	U
MU	59	374035002	5/19/2015	Ru-106	5.24E+00	2.54E+01	7.53E+01	U
MU	59	374035002	5/19/2015	Sb-124	9.51E-01	5.51E+00	1.83E+01	U
MU	59	374035002	5/19/2015	Sb-125	-3.75E+00	5.28E+00	1.61E+01	U
MU	59	374035002	5/19/2015	Se-75	9.63E-01	2.73E+00	9.25E+00	U
MU	59	374035002	5/19/2015	Th-228	8.13E+00	6.17E+00	1.67E+01	U
MU	59	374035002	5/19/2015	Th-230	1.22E+01	7.48E+00	1.85E+01	U
MU	59	374035002	5/19/2015	Tl-208	2.14E+00	3.61E+00	5.93E+00	U
MU	59	374035002	5/19/2015	Zn-65	-5.88E+00	5.67E+00	1.69E+01	U
MU	59	374035002	5/19/2015	Zr-95	2.54E+00	4.43E+00	1.51E+01	U
MU	59	386259002	11/18/2015	Ac-228	5.39E+00	1.25E+01	3.29E+01	U
MU	59	386259002	11/18/2015	Ag-108m	-5.00E-01	1.90E+00	5.96E+00	U
MU	59	386259002	11/18/2015	Ag-110m	-2.11E+00	3.30E+00	1.04E+01	U
MU	59	386259002	11/18/2015	Ba-140	1.02E+01	1.89E+01	6.32E+01	U
MU	59	386259002	11/18/2015	Be-7	7.51E+01	3.04E+01	9.28E+01	U
MU	59	386259002	11/18/2015	Bi-214	2.11E+01	7.55E+00	1.43E+01	
MU	59	386259002	11/18/2015	Ce-141	7.72E+00	6.50E+00	1.43E+01	U
MU	59	386259002	11/18/2015	Ce-144	-2.55E+01	1.56E+01	4.40E+01	U
MU	59	386259002	11/18/2015	Co-57	6.28E-01	1.84E+00	6.05E+00	U
MU	59	386259002	11/18/2015	Co-58	-6.97E-01	2.33E+00	7.63E+00	U
MU	59	386259002	11/18/2015	Co-60	-2.16E+00	2.62E+00	7.40E+00	U
MU	59	386259002	11/18/2015	Cr-51	-2.49E+01	2.63E+01	8.25E+01	U
MU	59	386259002	11/18/2015	Cs-134	8.44E-01	2.29E+00	7.87E+00	U
MU	59	386259002	11/18/2015	Cs-137	6.69E-01	2.68E+00	8.76E+00	U
MU	59	386259002	11/18/2015	Fe-59	1.11E+01	5.83E+00	1.97E+01	U
MU	59	386259002	11/18/2015	I-131	1.96E+00	8.59E+00	2.89E+01	U
MU	59	386259002	11/18/2015	K-40	1.75E+03	1.30E+02	6.25E+01	

Seabrook REMP Summary of 2015 Data

SAMPLE TYPE	STATION	LSN	END DATE	NUCLIDE	CONC (pCi/kg)	STD.DEV. (pCi/kg)	MDC (pCi/kg)	FLAGS
MU	59	386259002	11/18/2015	La-140	5.17E+00	8.36E+00	2.58E+01	U
MU	59	386259002	11/18/2015	Mn-54	-3.34E+00	2.80E+00	6.89E+00	U
MU	59	386259002	11/18/2015	Nb-95	2.64E+00	2.58E+00	8.97E+00	U
MU	59	386259002	11/18/2015	Pb-212	7.35E+00	6.55E+00	1.45E+01	U
MU	59	386259002	11/18/2015	Pb-214	5.32E+00	6.98E+00	1.75E+01	U
MU	59	386259002	11/18/2015	Ra-226	2.11E+01	7.55E+00	1.43E+01	
MU	59	386259002	11/18/2015	Ru-103	-1.17E+00	2.84E+00	9.05E+00	U
MU	59	386259002	11/18/2015	Ru-106	3.76E+00	2.05E+01	6.71E+01	U
MU	59	386259002	11/18/2015	Sb-124	8.39E-03	4.57E+00	1.53E+01	U
MU	59	386259002	11/18/2015	Sb-125	1.03E+01	7.91E+00	2.26E+01	U
MU	59	386259002	11/18/2015	Se-75	3.86E-01	3.01E+00	1.02E+01	U
MU	59	386259002	11/18/2015	Th-228	7.35E+00	6.55E+00	1.45E+01	U
MU	59	386259002	11/18/2015	Th-230	2.11E+01	7.55E+00	1.43E+01	
MU	59	386259002	11/18/2015	Tl-208	-2.99E+00	2.87E+00	8.26E+00	U
MU	59	386259002	11/18/2015	Zn-65	-2.85E+00	6.07E+00	1.52E+01	U
MU	59	386259002	11/18/2015	Zr-95	3.90E+00	4.27E+00	1.50E+01	U
MS	06	374024004	5/26/2015	Sr-89	-7.30E+02	1.11E+02	2.27E+02	U
MS	06	374024004	5/26/2015	Sr-90	2.17E+02	8.60E+01	2.19E+02	U
MS	06	386290004	11/16/2015	Sr-89	-5.72E+01	1.19E+02	2.49E+02	U
MS	06	386290004	11/16/2015	Sr-90	1.10E+02	7.97E+01	2.34E+02	U
MS	56	374024005	5/26/2015	Sr-89	-2.21E+02	7.50E+01	1.89E+02	U
MS	56	374024005	5/26/2015	Sr-90	8.11E+01	5.34E+01	1.54E+02	U
MS	56	386290005	11/16/2015	Sr-89	-1.60E+02	8.07E+01	2.09E+02	U
MS	56	386290005	11/16/2015	Sr-90	-7.10E+01	5.76E+01	2.12E+02	U

Seabrook REMP Summary of 2015 Data

SAMPLE TYPE	STATION	LSN	END DATE	NUCLIDE	CONC (pCi/kg)	STD.DEV. (pCi/kg)	MDC (pCi/kg)	FLAGS
SE	02	374022001	5/26/2015	Ac-228	1.27E+03	1.95E+02	2.25E+02	
SE	02	374022001	5/26/2015	Ag-108m	-9.35E+00	1.49E+01	5.01E+01	U
SE	02	374022001	5/26/2015	Ag-110m	-2.20E+01	2.45E+01	7.57E+01	U
SE	02	374022001	5/26/2015	Ba-140	-2.03E+02	2.69E+02	8.63E+02	U
SE	02	374022001	5/26/2015	Be-7	2.25E+02	1.94E+02	6.92E+02	U
SE	02	374022001	5/26/2015	Bi-214	8.29E+02	9.33E+01	1.05E+02	
SE	02	374022001	5/26/2015	Ce-141	-9.54E+00	3.78E+01	1.36E+02	U
SE	02	374022001	5/26/2015	Ce-144	3.37E+01	1.05E+02	3.85E+02	U
SE	02	374022001	5/26/2015	Co-57	-6.65E+00	1.33E+01	4.78E+01	U
SE	02	374022001	5/26/2015	Co-58	1.81E+01	1.99E+01	7.14E+01	U
SE	02	374022001	5/26/2015	Co-60	-2.00E+01	2.06E+01	6.20E+01	U
SE	02	374022001	5/26/2015	Cr-51	-9.69E+00	2.36E+02	8.47E+02	U
SE	02	374022001	5/26/2015	Cs-134	4.53E+01	3.18E+01	9.04E+01	U
SE	02	374022001	5/26/2015	Cs-137	6.36E+00	1.90E+01	6.47E+01	U
SE	02	374022001	5/26/2015	Fe-59	-7.66E+01	6.08E+01	1.71E+02	U
SE	02	374022001	5/26/2015	I-131	-5.23E+01	1.59E+02	5.59E+02	U
SE	02	374022001	5/26/2015	K-40	1.41E+04	9.50E+02	4.92E+02	
SE	02	374022001	5/26/2015	La-140	-6.06E+01	1.07E+02	3.32E+02	U
SE	02	374022001	5/26/2015	Mn-54	1.98E+01	1.93E+01	6.19E+01	U
SE	02	374022001	5/26/2015	Nb-95	3.80E+01	3.03E+01	9.63E+01	U
SE	02	374022001	5/26/2015	Pb-212	1.69E+03	1.16E+02	1.11E+02	
SE	02	374022001	5/26/2015	Pb-214	1.23E+03	1.10E+02	3.23E+02	
SE	02	374022001	5/26/2015	Ra-226	8.29E+02	9.33E+01	1.05E+02	
SE	02	374022001	5/26/2015	Ru-103	1.37E+00	2.17E+01	7.52E+01	U
SE	02	374022001	5/26/2015	Ru-106	1.34E+01	1.77E+02	5.97E+02	U
SE	02	374022001	5/26/2015	Sb-124	-9.46E-01	3.22E+01	1.05E+02	U
SE	02	374022001	5/26/2015	Sb-125	-8.04E+00	4.34E+01	1.50E+02	U
SE	02	374022001	5/26/2015	Se-75	-2.93E+01	2.71E+01	8.51E+01	U
SE	02	374022001	5/26/2015	Th-228	1.69E+03	1.16E+02	1.11E+02	
SE	02	374022001	5/26/2015	Th-230	8.29E+02	9.33E+01	1.05E+02	
SE	02	374022001	5/26/2015	Tl-208	4.56E+02	4.43E+01	6.45E+01	
SE	02	374022001	5/26/2015	Zn-65	-4.17E+01	5.15E+01	1.30E+02	U
SE	02	374022001	5/26/2015	Zr-95	2.74E+01	3.72E+01	1.34E+02	U
SE	02	386263001	11/16/2015	Ac-228	1.33E+03	1.39E+02	1.54E+02	
SE	02	386263001	11/16/2015	Ag-108m	3.17E+00	9.30E+00	3.25E+01	U
SE	02	386263001	11/16/2015	Ag-110m	-5.81E+00	1.60E+01	5.24E+01	U
SE	02	386263001	11/16/2015	Ba-140	2.16E+02	9.67E+01	3.02E+02	U
SE	02	386263001	11/16/2015	Be-7	1.65E+02	1.09E+02	3.66E+02	U
SE	02	386263001	11/16/2015	Bi-214	9.67E+02	7.24E+01	8.40E+01	
SE	02	386263001	11/16/2015	Ce-141	3.29E+01	2.44E+01	8.29E+01	U
SE	02	386263001	11/16/2015	Ce-144	-1.73E+02	8.55E+01	2.53E+02	U
SE	02	386263001	11/16/2015	Co-57	1.94E+00	9.29E+00	3.29E+01	U
SE	02	386263001	11/16/2015	Co-58	-1.70E+01	1.49E+01	3.85E+01	U
SE	02	386263001	11/16/2015	Co-60	-3.01E+01	1.41E+01	3.62E+01	U
SE	02	386263001	11/16/2015	Cr-51	-7.59E+01	1.42E+02	4.07E+02	U
SE	02	386263001	11/16/2015	Cs-134	0.00E+00	2.48E+01	5.35E+01	U
SE	02	386263001	11/16/2015	Cs-137	-1.02E+01	1.23E+01	4.05E+01	U
SE	02	386263001	11/16/2015	Fe-59	-5.89E+00	2.95E+01	9.84E+01	U
SE	02	386263001	11/16/2015	I-131	-3.65E+01	3.54E+01	1.18E+02	U
SE	02	386263001	11/16/2015	K-40	1.47E+04	7.82E+02	3.43E+02	

Seabrook REMP Summary of 2015 Data

SAMPLE TYPE	STATION	LSN	END DATE	NUCLIDE	CONC (pCi/kg)	STD.DEV. (pCi/kg)	MDC (pCi/kg)	FLAGS
SE	02	386263001	11/16/2015	La-140	2.26E+01	2.67E+01	7.94E+01	U
SE	02	386263001	11/16/2015	Mn-54	-2.62E-01	1.27E+01	4.26E+01	U
SE	02	386263001	11/16/2015	Nb-95	6.57E+00	1.50E+01	5.11E+01	U
SE	02	386263001	11/16/2015	Pb-212	1.45E+03	7.43E+01	6.91E+01	
SE	02	386263001	11/16/2015	Pb-214	1.06E+03	7.42E+01	8.28E+01	
SE	02	386263001	11/16/2015	Ra-226	9.67E+02	7.24E+01	8.40E+01	
SE	02	386263001	11/16/2015	Ru-103	-1.67E+01	1.31E+01	4.09E+01	U
SE	02	386263001	11/16/2015	Ru-106	-2.28E+02	1.31E+02	3.22E+02	U
SE	02	386263001	11/16/2015	Sb-124	-1.97E+01	2.63E+01	8.05E+01	U
SE	02	386263001	11/16/2015	Sb-125	6.05E+00	2.85E+01	9.94E+01	U
SE	02	386263001	11/16/2015	Se-75	-1.40E+01	1.71E+01	4.92E+01	U
SE	02	386263001	11/16/2015	Th-228	1.45E+03	7.43E+01	6.91E+01	
SE	02	386263001	11/16/2015	Th-230	9.67E+02	7.24E+01	8.40E+01	
SE	02	386263001	11/16/2015	Tl-208	4.15E+02	3.29E+01	3.76E+01	
SE	02	386263001	11/16/2015	Zn-65	5.02E+01	3.59E+01	1.04E+02	U
SE	02	386263001	11/16/2015	Zr-95	3.90E+01	2.60E+01	8.67E+01	U
SE	07	374033001	5/19/2015	Ac-228	3.27E+02	1.56E+02	3.71E+02	U
SE	07	374033001	5/19/2015	Ag-108m	-5.55E+00	1.29E+01	4.38E+01	U
SE	07	374033001	5/19/2015	Ag-110m	-1.98E+01	2.65E+01	8.41E+01	U
SE	07	374033001	5/19/2015	Ba-140	-1.78E+02	3.65E+02	1.21E+03	U
SE	07	374033001	5/19/2015	Be-7	3.74E+02	2.33E+02	7.51E+02	U
SE	07	374033001	5/19/2015	Bi-214	0.00E+00	8.88E+01	1.87E+02	U
SE	07	374033001	5/19/2015	Ce-141	7.98E+01	4.21E+01	1.49E+02	U
SE	07	374033001	5/19/2015	Ce-144	1.07E+02	8.73E+01	3.23E+02	U
SE	07	374033001	5/19/2015	Co-57	-8.39E+00	1.12E+01	3.97E+01	U
SE	07	374033001	5/19/2015	Co-58	-4.80E+01	2.49E+01	6.30E+01	U
SE	07	374033001	5/19/2015	Co-60	4.55E+01	2.38E+01	8.48E+01	U
SE	07	374033001	5/19/2015	Cr-51	5.09E+02	2.95E+02	1.02E+03	U
SE	07	374033001	5/19/2015	Cs-134	2.71E+00	1.90E+01	6.63E+01	U
SE	07	374033001	5/19/2015	Cs-137	1.51E+01	1.86E+01	6.21E+01	U
SE	07	374033001	5/19/2015	Fe-59	3.07E+01	6.49E+01	2.24E+02	U
SE	07	374033001	5/19/2015	I-131	5.91E+01	2.85E+02	1.03E+03	U
SE	07	374033001	5/19/2015	K-40	1.90E+04	1.19E+03	4.17E+02	
SE	07	374033001	5/19/2015	La-140	-5.16E+01	1.11E+02	3.43E+02	U
SE	07	374033001	5/19/2015	Mn-54	3.16E+01	1.90E+01	6.27E+01	U
SE	07	374033001	5/19/2015	Nb-95	4.63E+01	2.85E+01	1.01E+02	U
SE	07	374033001	5/19/2015	Pb-212	3.42E+02	5.60E+01	9.34E+01	
SE	07	374033001	5/19/2015	Pb-214	2.30E+02	8.12E+01	1.19E+02	
SE	07	374033001	5/19/2015	Ra-226	0.00E+00	8.88E+01	1.87E+02	U
SE	07	374033001	5/19/2015	Ru-103	2.00E+01	2.11E+01	7.69E+01	U
SE	07	374033001	5/19/2015	Ru-106	-1.47E+02	1.54E+02	4.72E+02	U
SE	07	374033001	5/19/2015	Sb-124	7.38E+01	4.27E+01	1.70E+02	U
SE	07	374033001	5/19/2015	Sb-125	-6.46E+00	3.69E+01	1.28E+02	U
SE	07	374033001	5/19/2015	Se-75	2.19E-01	2.37E+01	8.25E+01	U
SE	07	374033001	5/19/2015	Th-228	3.42E+02	5.60E+01	9.34E+01	
SE	07	374033001	5/19/2015	Th-230	0.00E+00	8.88E+01	1.87E+02	U
SE	07	374033001	5/19/2015	Tl-208	7.84E+01	3.42E+01	5.04E+01	
SE	07	374033001	5/19/2015	Zn-65	-5.85E+01	6.16E+01	1.53E+02	U
SE	07	374033001	5/19/2015	Zr-95	4.47E+01	4.46E+01	1.56E+02	U

Seabrook REMP Summary of 2015 Data

SAMPLE TYPE	STATION	LSN	END DATE	NUCLIDE	CONC (pCi/kg)	STD.DEV. (pCi/kg)	MDC (pCi/kg)	FLAGS
SE	07	386267001	11/18/2015	Ac-228	2.93E+02	6.49E+01	1.15E+02	
SE	07	386267001	11/18/2015	Ag-108m	1.68E+00	7.13E+00	2.50E+01	U
SE	07	386267001	11/18/2015	Ag-110m	2.22E+01	1.42E+01	4.82E+01	U
SE	07	386267001	11/18/2015	Ba-140	-1.20E+02	6.13E+01	1.65E+02	U
SE	07	386267001	11/18/2015	Be-7	9.39E+01	7.82E+01	2.70E+02	U
SE	07	386267001	11/18/2015	Bi-214	2.25E+02	4.37E+01	6.43E+01	
SE	07	386267001	11/18/2015	Ce-141	-1.28E+01	1.50E+01	4.98E+01	U
SE	07	386267001	11/18/2015	Ce-144	-5.93E+00	5.53E+01	1.72E+02	U
SE	07	386267001	11/18/2015	Co-57	-6.35E-02	6.25E+00	2.22E+01	U
SE	07	386267001	11/18/2015	Co-58	-4.18E+00	9.52E+00	3.10E+01	U
SE	07	386267001	11/18/2015	Co-60	-5.42E+00	1.26E+01	3.46E+01	U
SE	07	386267001	11/18/2015	Cr-51	-3.84E+01	8.95E+01	3.00E+02	U
SE	07	386267001	11/18/2015	Cs-134	-1.08E+00	1.04E+01	3.46E+01	U
SE	07	386267001	11/18/2015	Cs-137	1.72E+00	1.06E+01	3.16E+01	U
SE	07	386267001	11/18/2015	Fe-59	-8.25E+00	2.44E+01	8.01E+01	U
SE	07	386267001	11/18/2015	I-131	2.98E+00	2.29E+01	8.16E+01	U
SE	07	386267001	11/18/2015	K-40	1.92E+04	9.73E+02	2.35E+02	
SE	07	386267001	11/18/2015	La-140	-1.14E+01	1.79E+01	5.70E+01	U
SE	07	386267001	11/18/2015	Mn-54	5.09E+00	1.08E+01	3.27E+01	U
SE	07	386267001	11/18/2015	Nb-95	1.24E+00	1.01E+01	3.16E+01	U
SE	07	386267001	11/18/2015	Pb-212	3.74E+02	3.39E+01	5.34E+01	
SE	07	386267001	11/18/2015	Pb-214	2.98E+02	3.49E+01	6.24E+01	
SE	07	386267001	11/18/2015	Ra-226	2.25E+02	4.37E+01	6.43E+01	
SE	07	386267001	11/18/2015	Ru-103	-6.41E+00	9.66E+00	3.17E+01	U
SE	07	386267001	11/18/2015	Ru-106	2.28E+02	9.43E+01	2.98E+02	U
SE	07	386267001	11/18/2015	Sb-124	-7.89E+00	1.70E+01	5.40E+01	U
SE	07	386267001	11/18/2015	Sb-125	4.94E+00	2.02E+01	7.08E+01	U
SE	07	386267001	11/18/2015	Se-75	1.02E+01	1.23E+01	3.82E+01	U
SE	07	386267001	11/18/2015	Th-228	3.74E+02	3.39E+01	5.34E+01	
SE	07	386267001	11/18/2015	Th-230	2.25E+02	4.37E+01	6.43E+01	
SE	07	386267001	11/18/2015	Tl-208	1.19E+02	1.83E+01	2.56E+01	
SE	07	386267001	11/18/2015	Zn-65	9.03E+00	2.83E+01	8.15E+01	U
SE	07	386267001	11/18/2015	Zr-95	9.94E+00	1.88E+01	5.59E+01	U
SE	08	374033002	5/19/2015	Ac-228	3.38E+02	1.98E+02	3.76E+02	U
SE	08	374033002	5/19/2015	Ag-108m	-6.97E-01	1.53E+01	5.22E+01	U
SE	08	374033002	5/19/2015	Ag-110m	-1.25E+01	2.48E+01	8.14E+01	U
SE	08	374033002	5/19/2015	Ba-140	1.02E+03	4.12E+02	1.50E+03	U
SE	08	374033002	5/19/2015	Be-7	2.58E+02	1.95E+02	6.92E+02	U
SE	08	374033002	5/19/2015	Bi-214	2.05E+02	5.95E+01	1.16E+02	
SE	08	374033002	5/19/2015	Ce-141	3.83E+01	4.56E+01	1.67E+02	U
SE	08	374033002	5/19/2015	Ce-144	-1.47E+02	1.16E+02	3.83E+02	U
SE	08	374033002	5/19/2015	Co-57	3.22E-01	1.43E+01	5.20E+01	U
SE	08	374033002	5/19/2015	Co-58	-2.76E+01	2.35E+01	6.61E+01	U
SE	08	374033002	5/19/2015	Co-60	-1.87E+01	2.19E+01	6.60E+01	U
SE	08	374033002	5/19/2015	Cr-51	-1.96E+02	2.99E+02	9.94E+02	U
SE	08	374033002	5/19/2015	Cs-134	1.13E+01	2.12E+01	7.26E+01	U
SE	08	374033002	5/19/2015	Cs-137	-1.34E+01	1.76E+01	5.45E+01	U
SE	08	374033002	5/19/2015	Fe-59	-5.72E+01	6.25E+01	1.91E+02	U
SE	08	374033002	5/19/2015	I-131	3.75E+01	2.80E+02	9.77E+02	U
SE	08	374033002	5/19/2015	K-40	2.01E+04	1.28E+03	4.65E+02	

Seabrook REMP Summary of 2015 Data

SAMPLE TYPE	STATION	LSN	END DATE	NUCLIDE	CONC (pCi/kg)	STD.DEV. (pCi/kg)	MDC (pCi/kg)	FLAGS
SE	08	374033002	5/19/2015	La-140	3.88E+01	8.85E+01	3.15E+02	U
SE	08	374033002	5/19/2015	Mn-54	1.18E+01	1.85E+01	6.60E+01	U
SE	08	374033002	5/19/2015	Nb-95	8.85E+00	2.67E+01	9.04E+01	U
SE	08	374033002	5/19/2015	Pb-212	3.99E+02	6.48E+01	9.86E+01	
SE	08	374033002	5/19/2015	Pb-214	3.27E+02	7.05E+01	1.23E+02	
SE	08	374033002	5/19/2015	Ra-226	2.05E+02	5.95E+01	1.16E+02	
SE	08	374033002	5/19/2015	Ru-103	3.17E+01	5.40E+01	9.12E+01	U
SE	08	374033002	5/19/2015	Ru-106	1.78E+02	1.76E+02	6.14E+02	U
SE	08	374033002	5/19/2015	Sb-124	1.43E+01	3.24E+01	1.24E+02	U
SE	08	374033002	5/19/2015	Sb-125	-7.93E+01	4.81E+01	1.34E+02	U
SE	08	374033002	5/19/2015	Se-75	3.00E+01	3.44E+01	7.82E+01	U
SE	08	374033002	5/19/2015	Th-228	3.99E+02	6.48E+01	9.86E+01	
SE	08	374033002	5/19/2015	Th-230	2.05E+02	5.95E+01	1.16E+02	
SE	08	374033002	5/19/2015	Tl-208	1.25E+02	3.60E+01	5.77E+01	
SE	08	374033002	5/19/2015	Zn-65	-1.87E+01	5.89E+01	1.96E+02	U
SE	08	374033002	5/19/2015	Zr-95	-3.25E+01	4.96E+01	1.55E+02	U
SE	08	386267002	11/18/2015	Ac-228	2.89E+02	9.50E+01	1.89E+02	
SE	08	386267002	11/18/2015	Ag-108m	7.80E+00	1.69E+01	3.68E+01	U
SE	08	386267002	11/18/2015	Ag-110m	1.50E+01	1.97E+01	6.95E+01	U
SE	08	386267002	11/18/2015	Ba-140	6.64E+01	1.13E+02	4.02E+02	U
SE	08	386267002	11/18/2015	Be-7	4.60E+01	1.11E+02	3.97E+02	U
SE	08	386267002	11/18/2015	Bi-214	2.85E+02	5.95E+01	7.49E+01	
SE	08	386267002	11/18/2015	Ce-141	1.72E+01	2.24E+01	8.31E+01	U
SE	08	386267002	11/18/2015	Ce-144	1.14E+01	6.78E+01	2.24E+02	U
SE	08	386267002	11/18/2015	Co-57	2.34E+01	1.50E+01	3.03E+01	U
SE	08	386267002	11/18/2015	Co-58	1.46E+00	1.54E+01	5.18E+01	U
SE	08	386267002	11/18/2015	Co-60	1.78E+01	1.49E+01	5.15E+01	U
SE	08	386267002	11/18/2015	Cr-51	-1.36E+02	1.48E+02	4.84E+02	U
SE	08	386267002	11/18/2015	Cs-134	-4.25E+00	1.42E+01	4.65E+01	U
SE	08	386267002	11/18/2015	Cs-137	1.93E+01	1.33E+01	4.58E+01	U
SE	08	386267002	11/18/2015	Fe-59	-2.76E+01	3.41E+01	1.08E+02	U
SE	08	386267002	11/18/2015	I-131	-3.24E+01	5.80E+01	1.92E+02	U
SE	08	386267002	11/18/2015	K-40	1.86E+04	1.05E+03	4.53E+02	
SE	08	386267002	11/18/2015	La-140	2.21E+01	3.31E+01	1.18E+02	U
SE	08	386267002	11/18/2015	Mn-54	-2.21E+01	1.44E+01	4.03E+01	U
SE	08	386267002	11/18/2015	Nb-95	-8.77E+00	1.74E+01	5.30E+01	U
SE	08	386267002	11/18/2015	Pb-212	3.50E+02	5.29E+01	7.20E+01	
SE	08	386267002	11/18/2015	Pb-214	3.88E+02	5.55E+01	8.21E+01	
SE	08	386267002	11/18/2015	Ra-226	2.85E+02	5.95E+01	7.49E+01	
SE	08	386267002	11/18/2015	Ru-103	9.27E+00	1.45E+01	5.19E+01	U
SE	08	386267002	11/18/2015	Ru-106	1.17E+02	1.13E+02	3.97E+02	U
SE	08	386267002	11/18/2015	Sb-124	-1.70E+01	2.71E+01	8.29E+01	U
SE	08	386267002	11/18/2015	Sb-125	3.21E+01	3.38E+01	1.08E+02	U
SE	08	386267002	11/18/2015	Se-75	9.21E+00	1.49E+01	5.32E+01	U
SE	08	386267002	11/18/2015	Th-228	3.50E+02	5.29E+01	7.20E+01	
SE	08	386267002	11/18/2015	Th-230	2.85E+02	5.95E+01	7.49E+01	
SE	08	386267002	11/18/2015	Tl-208	9.54E+01	2.58E+01	4.00E+01	
SE	08	386267002	11/18/2015	Zn-65	9.58E-01	3.88E+01	1.13E+02	U
SE	08	386267002	11/18/2015	Zr-95	1.57E+01	2.47E+01	8.53E+01	U

Seabrook REMP Summary of 2015 Data

SAMPLE TYPE	STATION	LSN	END DATE	NUCLIDE	CONC (pCi/kg)	STD.DEV. (pCi/kg)	MDC (pCi/kg)	FLAGS
SE	52	374022002	5/26/2015	Ac-228	1.83E+03	4.77E+02	6.87E+02	UI
SE	52	374022002	5/26/2015	Ag-108m	-9.32E+00	1.64E+01	5.36E+01	U
SE	52	374022002	5/26/2015	Ag-110m	3.55E+01	2.11E+01	9.15E+01	U
SE	52	374022002	5/26/2015	Ba-140	-1.31E+02	3.31E+02	9.28E+02	U
SE	52	374022002	5/26/2015	Be-7	4.16E+02	2.30E+02	7.77E+02	U
SE	52	374022002	5/26/2015	Bi-214	1.26E+03	1.07E+02	1.25E+02	
SE	52	374022002	5/26/2015	Ce-141	3.42E+00	5.00E+01	1.74E+02	U
SE	52	374022002	5/26/2015	Ce-144	-5.97E+01	1.32E+02	3.99E+02	U
SE	52	374022002	5/26/2015	Co-57	-6.65E+00	1.49E+01	5.11E+01	U
SE	52	374022002	5/26/2015	Co-58	-8.56E+00	2.37E+01	7.83E+01	U
SE	52	374022002	5/26/2015	Co-60	4.16E+01	2.09E+01	7.50E+01	U
SE	52	374022002	5/26/2015	Cr-51	-1.05E+01	2.83E+02	9.87E+02	U
SE	52	374022002	5/26/2015	Cs-134	1.16E+02	4.47E+01	9.14E+01	UI, M
SE	52	374022002	5/26/2015	Cs-137	-4.16E+01	2.40E+01	6.77E+01	U
SE	52	374022002	5/26/2015	Fe-59	-4.39E+01	6.35E+01	1.95E+02	U
SE	52	374022002	5/26/2015	I-131	-8.39E+01	1.84E+02	6.20E+02	U
SE	52	374022002	5/26/2015	K-40	1.30E+04	9.10E+02	4.65E+02	
SE	52	374022002	5/26/2015	La-140	1.30E+02	1.09E+02	3.55E+02	U
SE	52	374022002	5/26/2015	Mn-54	3.51E+01	2.14E+01	7.41E+01	U
SE	52	374022002	5/26/2015	Nb-95	9.79E+00	2.90E+01	8.80E+01	U
SE	52	374022002	5/26/2015	Pb-212	2.20E+03	1.36E+02	1.07E+02	
SE	52	374022002	5/26/2015	Pb-214	1.52E+03	1.30E+02	1.29E+02	
SE	52	374022002	5/26/2015	Ra-226	1.26E+03	1.07E+02	1.25E+02	
SE	52	374022002	5/26/2015	Ru-103	8.78E+00	3.18E+01	9.52E+01	U
SE	52	374022002	5/26/2015	Ru-106	-2.18E+01	1.67E+02	5.77E+02	U
SE	52	374022002	5/26/2015	Sb-124	-7.24E+01	3.92E+01	5.29E+01	U
SE	52	374022002	5/26/2015	Sb-125	2.41E+01	5.38E+01	1.87E+02	U
SE	52	374022002	5/26/2015	Se-75	2.20E+00	2.63E+01	8.70E+01	U
SE	52	374022002	5/26/2015	Th-228	2.20E+03	1.36E+02	1.07E+02	
SE	52	374022002	5/26/2015	Th-230	1.26E+03	1.07E+02	1.25E+02	
SE	52	374022002	5/26/2015	Tl-208	4.88E+02	5.30E+01	6.65E+01	
SE	52	374022002	5/26/2015	Zn-65	3.41E+01	5.37E+01	1.61E+02	U
SE	52	374022002	5/26/2015	Zr-95	3.36E+01	4.17E+01	1.48E+02	U
SE	52	386263002	11/16/2015	Ac-228	1.60E+03	1.84E+02	1.88E+02	
SE	52	386263002	11/16/2015	Ag-108m	1.24E+01	1.35E+01	4.65E+01	U
SE	52	386263002	11/16/2015	Ag-110m	3.84E+01	2.48E+01	7.44E+01	U
SE	52	386263002	11/16/2015	Ba-140	-3.94E+01	1.09E+02	3.76E+02	U
SE	52	386263002	11/16/2015	Be-7	1.09E+01	1.41E+02	4.76E+02	U
SE	52	386263002	11/16/2015	Bi-214	1.22E+03	1.05E+02	1.02E+02	
SE	52	386263002	11/16/2015	Ce-141	5.31E+00	2.78E+01	8.84E+01	U
SE	52	386263002	11/16/2015	Ce-144	-1.48E+02	9.51E+01	2.68E+02	U
SE	52	386263002	11/16/2015	Co-57	1.50E+01	1.04E+01	3.66E+01	U
SE	52	386263002	11/16/2015	Co-58	-5.34E+00	1.77E+01	5.81E+01	U
SE	52	386263002	11/16/2015	Co-60	-3.28E+00	1.67E+01	5.40E+01	U
SE	52	386263002	11/16/2015	Cr-51	-1.30E+01	1.53E+02	5.36E+02	U
SE	52	386263002	11/16/2015	Cs-134	0.00E+00	4.86E+01	7.99E+01	U
SE	52	386263002	11/16/2015	Cs-137	-2.36E+01	1.75E+01	5.36E+01	U
SE	52	386263002	11/16/2015	Fe-59	4.05E+01	3.91E+01	1.35E+02	U
SE	52	386263002	11/16/2015	I-131	5.17E+01	4.89E+01	1.71E+02	U
SE	52	386263002	11/16/2015	K-40	1.23E+04	8.15E+02	4.55E+02	

Seabrook REMP Summary of 2015 Data

SAMPLE TYPE	STATION	LSN	END DATE	NUCLIDE	CONC (pCi/kg)	STD.DEV. (pCi/kg)	MDC (pCi/kg)	FLAGS
SE	52	386263002	11/16/2015	La-140	-1.78E+01	4.11E+01	1.26E+02	U
SE	52	386263002	11/16/2015	Mn-54	2.16E+01	1.61E+01	5.72E+01	U
SE	52	386263002	11/16/2015	Nb-95	1.57E+01	1.95E+01	6.67E+01	U
SE	52	386263002	11/16/2015	Pb-212	1.84E+03	9.76E+01	7.98E+01	
SE	52	386263002	11/16/2015	Pb-214	1.42E+03	1.04E+02	1.13E+02	
SE	52	386263002	11/16/2015	Ra-226	1.22E+03	1.05E+02	1.02E+02	
SE	52	386263002	11/16/2015	Ru-103	-2.00E+01	1.88E+01	5.82E+01	U
SE	52	386263002	11/16/2015	Ru-106	1.73E+01	1.40E+02	4.84E+02	U
SE	52	386263002	11/16/2015	Sb-124	-1.28E+01	3.63E+01	1.16E+02	U
SE	52	386263002	11/16/2015	Sb-125	2.61E+01	3.86E+01	1.33E+02	U
SE	52	386263002	11/16/2015	Se-75	5.57E+01	2.83E+01	6.33E+01	U
SE	52	386263002	11/16/2015	Th-228	1.84E+03	9.76E+01	7.98E+01	
SE	52	386263002	11/16/2015	Th-230	1.22E+03	1.05E+02	1.02E+02	
SE	52	386263002	11/16/2015	Tl-208	5.55E+02	4.92E+01	5.25E+01	
SE	52	386263002	11/16/2015	Zn-65	-3.31E+01	5.02E+01	1.37E+02	U
SE	52	386263002	11/16/2015	Zr-95	3.19E+01	3.39E+01	1.16E+02	U
SE	57	374033003	5/19/2015	Ac-228	1.97E+02	1.31E+02	4.44E+02	U
SE	57	374033003	5/19/2015	Ag-108m	1.29E+00	1.79E+01	6.10E+01	U
SE	57	374033003	5/19/2015	Ag-110m	-3.04E+01	3.82E+01	1.15E+02	U
SE	57	374033003	5/19/2015	Ba-140	-6.46E+01	4.43E+02	1.53E+03	U
SE	57	374033003	5/19/2015	Be-7	4.24E+02	3.05E+02	1.01E+03	U
SE	57	374033003	5/19/2015	Bi-214	2.45E+02	9.98E+01	1.34E+02	
SE	57	374033003	5/19/2015	Ce-141	-4.22E+01	5.55E+01	1.80E+02	U
SE	57	374033003	5/19/2015	Ce-144	2.05E+02	1.24E+02	4.31E+02	U
SE	57	374033003	5/19/2015	Co-57	-7.19E+00	1.50E+01	5.15E+01	U
SE	57	374033003	5/19/2015	Co-58	8.67E-02	3.21E+01	1.08E+02	U
SE	57	374033003	5/19/2015	Co-60	-4.31E+01	3.08E+01	8.04E+01	U
SE	57	374033003	5/19/2015	Cr-51	-2.11E+02	3.67E+02	1.23E+03	U
SE	57	374033003	5/19/2015	Cs-134	-1.03E+00	2.41E+01	8.07E+01	U
SE	57	374033003	5/19/2015	Cs-137	4.30E+00	2.66E+01	9.21E+01	U
SE	57	374033003	5/19/2015	Fe-59	-7.26E+01	7.62E+01	2.26E+02	U
SE	57	374033003	5/19/2015	I-131	-6.05E+01	4.06E+02	1.39E+03	U
SE	57	374033003	5/19/2015	K-40	1.46E+04	1.13E+03	5.00E+02	
SE	57	374033003	5/19/2015	La-140	2.20E+02	1.85E+02	6.88E+02	U
SE	57	374033003	5/19/2015	Mn-54	6.05E+01	3.00E+01	1.04E+02	U
SE	57	374033003	5/19/2015	Nb-95	2.38E+01	3.52E+01	1.11E+02	U
SE	57	374033003	5/19/2015	Pb-212	3.30E+02	7.63E+01	1.22E+02	
SE	57	374033003	5/19/2015	Pb-214	3.94E+02	9.64E+01	1.45E+02	
SE	57	374033003	5/19/2015	Ra-226	2.45E+02	9.98E+01	1.34E+02	
SE	57	374033003	5/19/2015 ^c	Ru-103	-5.99E+01	3.78E+01	1.09E+02	U
SE	57	374033003	5/19/2015	Ru-106	-2.48E+02	2.49E+02	7.78E+02	U
SE	57	374033003	5/19/2015	Sb-124	2.80E+01	5.66E+01	2.12E+02	U
SE	57	374033003	5/19/2015	Sb-125	-5.12E+01	5.48E+01	1.67E+02	U
SE	57	374033003	5/19/2015	Se-75	-9.98E+00	2.74E+01	9.49E+01	U
SE	57	374033003	5/19/2015	Th-228	3.30E+02	7.63E+01	1.22E+02	
SE	57	374033003	5/19/2015	Th-230	2.45E+02	9.97E+01	1.34E+02	
SE	57	374033003	5/19/2015	Tl-208	7.16E+01	6.25E+01	7.62E+01	U
SE	57	374033003	5/19/2015	Zn-65	7.90E+01	6.88E+01	2.19E+02	U
SE	57	374033003	5/19/2015	Zr-95	6.28E+00	5.34E+01	1.83E+02	U

Seabrook REMP Summary of 2015 Data

SAMPLE TYPE	STATION	LSN	END DATE	NUCLIDE	CONC (pCi/kg)	STD.DEV. (pCi/kg)	MDC (pCi/kg)	FLAGS
SE	57	386267003	11/18/2015	Ac-228	0.00E+00	1.24E+02	2.45E+02	U
SE	57	386267003	11/18/2015	Ag-108m	-1.13E+01	9.43E+00	2.86E+01	U
SE	57	386267003	11/18/2015	Ag-110m	4.85E+00	1.46E+01	5.00E+01	U
SE	57	386267003	11/18/2015	Ba-140	9.55E+00	1.01E+02	3.57E+02	U
SE	57	386267003	11/18/2015	Be-7	1.24E+02	1.04E+02	3.71E+02	U
SE	57	386267003	11/18/2015	Bi-214	3.20E+02	4.63E+01	6.97E+01	
SE	57	386267003	11/18/2015	Ce-141	4.04E+01	2.34E+01	8.19E+01	U
SE	57	386267003	11/18/2015	Ce-144	-6.98E+01	6.42E+01	2.21E+02	U
SE	57	386267003	11/18/2015	Co-57	-6.71E+00	7.69E+00	2.71E+01	U
SE	57	386267003	11/18/2015	Co-58	1.44E+01	1.22E+01	4.24E+01	U
SE	57	386267003	11/18/2015	Co-60	1.18E+01	1.24E+01	4.30E+01	U
SE	57	386267003	11/18/2015	Cr-51	-1.09E+02	1.34E+02	4.41E+02	U
SE	57	386267003	11/18/2015	Cs-134	4.27E+01	1.72E+01	5.39E+01	U
SE	57	386267003	11/18/2015	Cs-137	1.95E+01	1.23E+01	3.85E+01	U
SE	57	386267003	11/18/2015	Fe-59	-2.33E+01	2.98E+01	9.55E+01	U
SE	57	386267003	11/18/2015	I-131	8.29E+01	5.55E+01	1.90E+02	U
SE	57	386267003	11/18/2015	K-40	1.54E+04	8.65E+02	2.76E+02	
SE	57	386267003	11/18/2015	La-140	4.85E+01	2.98E+01	1.09E+02	U
SE	57	386267003	11/18/2015	Mn-54	5.09E+00	1.01E+01	3.48E+01	U
SE	57	386267003	11/18/2015	Nb-95	-9.64E+00	1.28E+01	4.09E+01	U
SE	57	386267003	11/18/2015	Pb-212	4.85E+02	4.34E+01	6.15E+01	
SE	57	386267003	11/18/2015	Pb-214	4.08E+02	5.53E+01	7.50E+01	
SE	57	386267003	11/18/2015	Ra-226	3.20E+02	4.63E+01	6.97E+01	
SE	57	386267003	11/18/2015	Ru-103	1.61E+01	1.45E+01	5.18E+01	U
SE	57	386267003	11/18/2015	Ru-106	9.44E+01	9.25E+01	3.28E+02	U
SE	57	386267003	11/18/2015	Sb-124	1.52E+01	1.78E+01	6.54E+01	U
SE	57	386267003	11/18/2015	Sb-125	-4.94E+01	3.09E+01	8.61E+01	U
SE	57	386267003	11/18/2015	Se-75	1.85E+00	1.54E+01	5.01E+01	U
SE	57	386267003	11/18/2015	Th-228	4.85E+02	4.34E+01	6.15E+01	
SE	57	386267003	11/18/2015	Th-230	3.20E+02	4.63E+01	6.97E+01	
SE	57	386267003	11/18/2015	Tl-208	1.74E+02	2.42E+01	3.63E+01	
SE	57	386267003	11/18/2015	Zn-65	-8.22E+00	5.13E+01	9.28E+01	U
SE	57	386267003	11/18/2015	Zr-95	3.41E+01	2.45E+01	8.48E+01	U

Seabrook REMP Summary of 2015 Data

SAMPLE TYPE	STATION	LSN	END DATE	NUCLIDE	CONC (pCi/kg)	STD.DEV. (pCi/kg)	MDC (pCi/kg)	FLAGS
TF	02	375812001	6/23/2015	Ac-228	5.26E+00	6.41E+00	1.13E+01	U
TF	02	375812001	6/23/2015	Ag-108m	7.96E-02	7.65E-01	2.56E+00	U
TF	02	375812001	6/23/2015	Ag-110m	2.64E-01	1.32E+00	4.27E+00	U
TF	02	375812001	6/23/2015	Ba-140	5.00E+00	6.20E+00	2.06E+01	U
TF	02	375812001	6/23/2015	Be-7	7.10E+01	1.56E+01	2.62E+01	
TF	02	375812001	6/23/2015	Ce-141	1.82E+00	1.73E+00	5.23E+00	U
TF	02	375812001	6/23/2015	Ce-144	-8.38E+00	5.46E+00	1.65E+01	U
TF	02	375812001	6/23/2015	Co-57	-1.64E-01	6.52E-01	2.16E+00	U
TF	02	375812001	6/23/2015	Co-58	8.55E-02	9.62E-01	3.12E+00	U
TF	02	375812001	6/23/2015	Co-60	1.76E+00	1.04E+00	3.34E+00	U
TF	02	375812001	6/23/2015	Cr-51	-4.74E+00	9.80E+00	3.10E+01	U
TF	02	375812001	6/23/2015	Cs-134	4.31E-01	9.84E-01	3.21E+00	U
TF	02	375812001	6/23/2015	Cs-137	8.37E-01	9.45E-01	3.10E+00	U
TF	02	375812001	6/23/2015	Fe-59	-2.21E+00	3.00E+00	7.56E+00	U
TF	02	375812001	6/23/2015	I-131	3.54E+00	2.69E+00	8.83E+00	U
TF	02	375812001	6/23/2015	K-40	1.32E+03	7.05E+01	2.92E+01	
TF	02	375812001	6/23/2015	La-140	-4.65E+00	2.17E+00	5.29E+00	U
TF	02	375812001	6/23/2015	Mn-54	7.16E-01	8.92E-01	2.77E+00	U
TF	02	375812001	6/23/2015	Nb-95	1.98E+00	1.23E+00	2.89E+00	U
TF	02	375812001	6/23/2015	Ru-103	-5.40E-01	1.01E+00	3.30E+00	U
TF	02	375812001	6/23/2015	Ru-106	9.56E+00	7.91E+00	2.57E+01	U
TF	02	375812001	6/23/2015	Sb-124	-2.20E-01	2.19E+00	7.05E+00	U
TF	02	375812001	6/23/2015	Sb-125	2.51E+00	2.34E+00	7.77E+00	U
TF	02	375812001	6/23/2015	Se-75	-1.25E+00	1.21E+00	3.73E+00	U
TF	02	375812001	6/23/2015	Th-228	4.80E-02	3.47E+00	4.72E+00	U
TF	02	375812001	6/23/2015	Zn-65	-3.04E+00	2.55E+00	6.58E+00	U
TF	02	375812001	6/23/2015	Zr-95	5.44E-01	1.71E+00	5.60E+00	U
TF	02	377900001	7/21/2015	Ac-228	-1.55E+01	1.37E+01	3.86E+01	U
TF	02	377900001	7/21/2015	Ag-108m	-6.35E+00	3.03E+00	6.93E+00	U
TF	02	377900001	7/21/2015	Ag-110m	-1.05E+01	6.21E+00	1.28E+01	U
TF	02	377900001	7/21/2015	Ba-140	-2.41E+00	1.49E+01	4.87E+01	U
TF	02	377900001	7/21/2015	Be-7	3.91E+01	2.51E+01	8.46E+01	U
TF	02	377900001	7/21/2015	Ce-141	-4.52E+00	5.10E+00	1.50E+01	U
TF	02	377900001	7/21/2015	Ce-144	-1.17E+01	1.66E+01	5.30E+01	U
TF	02	377900001	7/21/2015	Co-57	-3.81E+00	2.32E+00	6.42E+00	U
TF	02	377900001	7/21/2015	Co-58	-1.43E+00	2.85E+00	8.78E+00	U
TF	02	377900001	7/21/2015	Co-60	2.22E+00	4.12E+00	1.23E+01	U
TF	02	377900001	7/21/2015	Cr-51	-4.85E+00	2.54E+01	8.06E+01	U
TF	02	377900001	7/21/2015	Cs-134	-1.71E+00	3.22E+00	9.94E+00	U
TF	02	377900001	7/21/2015	Cs-137	-6.21E-01	3.08E+00	9.95E+00	U
TF	02	377900001	7/21/2015	Fe-59	2.94E+00	7.18E+00	2.44E+01	U
TF	02	377900001	7/21/2015	I-131	-3.09E-01	5.51E+00	1.85E+01	U
TF	02	377900001	7/21/2015	K-40	2.18E+03	1.57E+02	8.78E+01	
TF	02	377900001	7/21/2015	La-140	-1.47E+00	3.72E+00	1.13E+01	U
TF	02	377900001	7/21/2015	Mn-54	3.97E-01	2.91E+00	9.48E+00	U
TF	02	377900001	7/21/2015	Nb-95	-1.71E+00	3.07E+00	9.25E+00	U
TF	02	377900001	7/21/2015	Ru-103	-2.41E+00	3.67E+00	9.94E+00	U
TF	02	377900001	7/21/2015	Ru-106	-1.92E+01	2.44E+01	7.45E+01	U
TF	02	377900001	7/21/2015	Sb-124	4.09E-01	9.03E+00	2.51E+01	U

Seabrook REMP Summary of 2015 Data

SAMPLE TYPE	STATION	LSN	END DATE	NUCLIDE	CONC (pCi/kg)	STD.DEV. (pCi/kg)	MDC (pCi/kg)	FLAGS
TF	02	377900001	7/21/2015	Sb-125	7.91E-01	7.63E+00	2.57E+01	U
TF	02	377900001	7/21/2015	Se-75	-1.92E+00	3.69E+00	1.16E+01	U
TF	02	377900001	7/21/2015	Th-228	4.70E+00	6.26E+00	1.61E+01	U
TF	02	377900001	7/21/2015	Zn-65	-6.17E+00	7.56E+00	2.34E+01	U
TF	02	377900001	7/21/2015	Zr-95	5.34E+00	5.56E+00	1.88E+01	U
TF	02	379766001	8/18/2015	Ac-228	4.53E+00	1.03E+01	1.72E+01	U
TF	02	379766001	8/18/2015	Ag-108m	1.51E+00	1.02E+00	3.24E+00	U
TF	02	379766001	8/18/2015	Ag-110m	-8.08E-01	1.59E+00	5.06E+00	U
TF	02	379766001	8/18/2015	Ba-140	6.33E-01	5.67E+00	1.82E+01	U
TF	02	379766001	8/18/2015	Be-7	-4.77E+00	1.01E+01	3.18E+01	U
TF	02	379766001	8/18/2015	Ce-141	2.39E+00	2.32E+00	5.75E+00	U
TF	02	379766001	8/18/2015	Ce-144	-4.76E+00	6.92E+00	2.06E+01	U
TF	02	379766001	8/18/2015	Co-57	-1.10E+00	8.70E-01	2.62E+00	U
TF	02	379766001	8/18/2015	Co-58	-7.69E-01	1.17E+00	3.72E+00	U
TF	02	379766001	8/18/2015	Co-60	-5.96E-01	1.27E+00	4.09E+00	U
TF	02	379766001	8/18/2015	Cr-51	-2.24E+01	1.13E+01	3.15E+01	U
TF	02	379766001	8/18/2015	Cs-134	-3.21E+00	1.65E+00	3.89E+00	U
TF	02	379766001	8/18/2015	Cs-137	2.07E+00	1.94E+00	4.00E+00	U
TF	02	379766001	8/18/2015	Fe-59	-5.85E-01	2.60E+00	8.65E+00	U
TF	02	379766001	8/18/2015	I-131	-2.37E+00	2.08E+00	6.37E+00	U
TF	02	379766001	8/18/2015	K-40	1.94E+03	1.02E+02	3.69E+01	
TF	02	379766001	8/18/2015	La-140	1.84E+00	1.91E+00	6.19E+00	U
TF	02	379766001	8/18/2015	Mn-54	-2.89E-01	1.15E+00	3.72E+00	U
TF	02	379766001	8/18/2015	Nb-95	1.62E+00	1.27E+00	4.17E+00	U
TF	02	379766001	8/18/2015	Ru-103	1.25E+00	1.20E+00	3.88E+00	U
TF	02	379766001	8/18/2015	Ru-106	5.40E+00	9.90E+00	3.35E+01	U
TF	02	379766001	8/18/2015	Sb-124	2.52E+00	2.13E+00	7.08E+00	U
TF	02	379766001	8/18/2015	Sb-125	1.01E-01	2.92E+00	9.49E+00	U
TF	02	379766001	8/18/2015	Se-75	3.27E-01	1.37E+00	4.61E+00	U
TF	02	379766001	8/18/2015	Th-228	1.19E+00	3.01E+00	6.11E+00	U
TF	02	379766001	8/18/2015	Zn-65	-3.21E+00	2.80E+00	8.64E+00	U
TF	02	379766001	8/18/2015	Zr-95	-7.44E-01	1.97E+00	6.38E+00	U
TF	03	375812002	6/23/2015	Ac-228	4.99E+00	8.69E+00	1.07E+01	U
TF	03	375812002	6/23/2015	Ag-108m	-6.89E-01	7.83E-01	2.42E+00	U
TF	03	375812002	6/23/2015	Ag-110m	7.62E-01	1.30E+00	4.24E+00	U
TF	03	375812002	6/23/2015	Ba-140	7.84E+00	6.23E+00	2.06E+01	U
TF	03	375812002	6/23/2015	Be-7	2.85E+01	1.20E+01	2.75E+01	
TF	03	375812002	6/23/2015	Ce-141	1.12E+00	2.92E+00	4.89E+00	U
TF	03	375812002	6/23/2015	Ce-144	-8.28E+00	5.49E+00	1.60E+01	U
TF	03	375812002	6/23/2015	Co-57	1.11E+00	8.55E-01	2.03E+00	U
TF	03	375812002	6/23/2015	Co-58	-1.05E+00	1.05E+00	3.22E+00	U
TF	03	375812002	6/23/2015	Co-60	-4.99E-01	9.40E-01	3.00E+00	U
TF	03	375812002	6/23/2015	Cr-51	9.09E+00	9.33E+00	3.04E+01	U
TF	03	375812002	6/23/2015	Cs-134	1.74E+00	1.81E+00	3.25E+00	U
TF	03	375812002	6/23/2015	Cs-137	-6.42E-01	9.11E-01	2.92E+00	U
TF	03	375812002	6/23/2015	Fe-59	-1.54E+00	2.12E+00	6.80E+00	U
TF	03	375812002	6/23/2015	I-131	-1.18E-01	2.58E+00	8.39E+00	U
TF	03	375812002	6/23/2015	K-40	1.11E+03	6.31E+01	2.89E+01	
TF	03	375812002	6/23/2015	La-140	-8.83E-01	1.97E+00	6.21E+00	U

Seabrook REMP Summary of 2015 Data

SAMPLE TYPE	STATION	LSN	END DATE	NUCLIDE	CONC (pCi/kg)	STD.DEV. (pCi/kg)	MDC (pCi/kg)	FLAGS
TF	03	375812002	6/23/2015	Mn-54	8.11E-01	9.45E-01	3.08E+00	U
TF	03	375812002	6/23/2015	Nb-95	9.80E-01	1.44E+00	3.61E+00	U
TF	03	375812002	6/23/2015	Ru-103	-8.86E-01	1.02E+00	3.32E+00	U
TF	03	375812002	6/23/2015	Ru-106	-6.23E+00	7.97E+00	2.56E+01	U
TF	03	375812002	6/23/2015	Sb-124	-2.32E+00	2.11E+00	6.44E+00	U
TF	03	375812002	6/23/2015	Sb-125	8.66E-01	2.34E+00	7.58E+00	U
TF	03	375812002	6/23/2015	Se-75	2.68E-01	1.14E+00	3.80E+00	U
TF	03	375812002	6/23/2015	Th-228	-4.47E-01	2.23E+00	5.49E+00	U
TF	03	375812002	6/23/2015	Zn-65	-5.08E+00	2.53E+00	6.85E+00	U
TF	03	375812002	6/23/2015	Zr-95	4.89E-02	1.68E+00	5.53E+00	U
TF	03	377900002	7/21/2015	Ac-228	8.09E+00	1.23E+01	3.79E+01	U
TF	03	377900002	7/21/2015	Ag-108m	-3.11E+00	2.47E+00	7.28E+00	U
TF	03	377900002	7/21/2015	Ag-110m	3.44E+00	3.73E+00	1.29E+01	U
TF	03	377900002	7/21/2015	Ba-140	-1.36E+01	1.48E+01	4.45E+01	U
TF	03	377900002	7/21/2015	Be-7	2.42E+01	2.35E+01	7.92E+01	U
TF	03	377900002	7/21/2015	Ce-141	1.68E+00	4.62E+00	1.51E+01	U
TF	03	377900002	7/21/2015	Ce-144	-9.68E+00	1.73E+01	4.83E+01	U
TF	03	377900002	7/21/2015	Co-57	-4.94E-01	2.25E+00	7.26E+00	U
TF	03	377900002	7/21/2015	Co-58	-3.23E+00	2.80E+00	8.35E+00	U
TF	03	377900002	7/21/2015	Co-60	4.97E+00	3.41E+00	1.17E+01	U
TF	03	377900002	7/21/2015	Cr-51	2.83E+01	2.54E+01	8.63E+01	U
TF	03	377900002	7/21/2015	Cs-134	2.66E-01	3.03E+00	1.02E+01	U
TF	03	377900002	7/21/2015	Cs-137	5.88E+00	3.68E+00	7.09E+00	U
TF	03	377900002	7/21/2015	Fe-59	2.13E+01	8.16E+00	2.48E+01	U
TF	03	377900002	7/21/2015	I-131	8.71E+00	4.86E+00	1.56E+01	U
TF	03	377900002	7/21/2015	K-40	2.34E+03	1.64E+02	7.39E+01	
TF	03	377900002	7/21/2015	La-140	-1.24E+00	3.80E+00	1.22E+01	U
TF	03	377900002	7/21/2015	Mn-54	4.70E+00	2.90E+00	8.85E+00	U
TF	03	377900002	7/21/2015	Nb-95	-3.68E-01	2.75E+00	9.19E+00	U
TF	03	377900002	7/21/2015	Ru-103	-1.02E+00	2.84E+00	9.10E+00	U
TF	03	377900002	7/21/2015	Ru-106	1.39E+01	2.61E+01	8.63E+01	U
TF	03	377900002	7/21/2015	Sb-124	-1.77E+00	5.00E+00	1.58E+01	U
TF	03	377900002	7/21/2015	Sb-125	6.45E+00	7.77E+00	2.35E+01	U
TF	03	377900002	7/21/2015	Se-75	4.75E+00	3.55E+00	1.20E+01	U
TF	03	377900002	7/21/2015	Th-228	7.90E-01	6.48E+00	1.73E+01	U
TF	03	377900002	7/21/2015	Zn-65	-4.95E+00	7.07E+00	2.18E+01	U
TF	03	377900002	7/21/2015	Zr-95	-1.93E+00	4.92E+00	1.61E+01	U
TF	03	379766002	8/18/2015	Ac-228	8.78E-01	6.74E+00	1.75E+01	U
TF	03	379766002	8/18/2015	Ag-108m	-6.33E-01	1.02E+00	3.24E+00	U
TF	03	379766002	8/18/2015	Ag-110m	-3.66E-01	1.59E+00	5.30E+00	U
TF	03	379766002	8/18/2015	Ba-140	1.65E-01	5.90E+00	1.92E+01	U
TF	03	379766002	8/18/2015	Be-7	1.27E+00	1.01E+01	3.29E+01	U
TF	03	379766002	8/18/2015	Ce-141	4.45E+00	2.34E+00	6.61E+00	U
TF	03	379766002	8/18/2015	Ce-144	3.54E+00	7.56E+00	2.40E+01	U
TF	03	379766002	8/18/2015	Co-57	-4.73E-01	9.48E-01	3.14E+00	U
TF	03	379766002	8/18/2015	Co-58	-2.74E+00	1.41E+00	3.73E+00	U
TF	03	379766002	8/18/2015	Co-60	-2.22E+00	1.47E+00	4.28E+00	U
TF	03	379766002	8/18/2015	Cr-51	-4.99E+00	1.06E+01	3.44E+01	U
TF	03	379766002	8/18/2015	Cs-134	1.14E+00	1.36E+00	4.41E+00	U

Seabrook REMP Summary of 2015 Data

SAMPLE TYPE	STATION	LSN	END DATE	NUCLIDE	CONC (pCi/kg)	STD.DEV. (pCi/kg)	MDC (pCi/kg)	FLAGS
TF	03	379766002	8/18/2015	Cs-137	-8.27E-01	1.27E+00	3.99E+00	U
TF	03	379766002	8/18/2015	Fe-59	3.01E+00	2.82E+00	9.37E+00	U
TF	03	379766002	8/18/2015	I-131	-2.01E+00	2.13E+00	6.70E+00	U
TF	03	379766002	8/18/2015	K-40	2.15E+03	1.09E+02	3.88E+01	
TF	03	379766002	8/18/2015	La-140	1.32E+00	2.10E+00	6.13E+00	U
TF	03	379766002	8/18/2015	Mn-54	7.99E-01	1.20E+00	4.05E+00	U
TF	03	379766002	8/18/2015	Nb-95	-1.74E+00	1.98E+00	4.18E+00	U
TF	03	379766002	8/18/2015	Ru-103	-1.87E+00	1.31E+00	3.88E+00	U
TF	03	379766002	8/18/2015	Ru-106	2.59E+00	1.16E+01	3.58E+01	U
TF	03	379766002	8/18/2015	Sb-124	-5.15E+00	2.92E+00	7.80E+00	U
TF	03	379766002	8/18/2015	Sb-125	4.01E+00	3.17E+00	1.02E+01	U
TF	03	379766002	8/18/2015	Se-75	-2.23E+00	1.80E+00	4.79E+00	U
TF	03	379766002	8/18/2015	Th-228	-6.98E+00	3.34E+00	7.03E+00	U
TF	03	379766002	8/18/2015	Zn-65	1.37E+00	2.90E+00	9.75E+00	U
TF	03	379766002	8/18/2015	Zr-95	2.43E+00	2.35E+00	7.58E+00	U
TF	06	375812003	6/23/2015	Ac-228	1.06E+01	6.90E+00	1.09E+01	U
TF	06	375812003	6/23/2015	Ag-108m	-1.29E+00	1.10E+00	2.44E+00	U
TF	06	375812003	6/23/2015	Ag-110m	1.04E+00	1.19E+00	3.99E+00	U
TF	06	375812003	6/23/2015	Ba-140	8.48E+00	6.29E+00	2.02E+01	U
TF	06	375812003	6/23/2015	Be-7	6.09E+01	1.35E+01	2.50E+01	
TF	06	375812003	6/23/2015	Ce-141	1.87E+00	1.86E+00	5.33E+00	U
TF	06	375812003	6/23/2015	Ce-144	-3.63E+00	5.34E+00	1.69E+01	U
TF	06	375812003	6/23/2015	Co-57	-9.45E-01	7.30E-01	2.22E+00	U
TF	06	375812003	6/23/2015	Co-58	-7.53E-01	8.76E-01	2.81E+00	U
TF	06	375812003	6/23/2015	Co-60	-1.27E-01	9.46E-01	3.06E+00	U
TF	06	375812003	6/23/2015	Cr-51	6.83E+00	9.49E+00	3.18E+01	U
TF	06	375812003	6/23/2015	Cs-134	5.93E-01	9.79E-01	3.15E+00	U
TF	06	375812003	6/23/2015	Cs-137	2.73E+00	1.32E+00	2.85E+00	U
TF	06	375812003	6/23/2015	Fe-59	1.83E-02	2.13E+00	7.03E+00	U
TF	06	375812003	6/23/2015	I-131	1.44E+00	2.62E+00	8.78E+00	U
TF	06	375812003	6/23/2015	K-40	1.18E+03	6.67E+01	2.63E+01	
TF	06	375812003	6/23/2015	La-140	1.27E+00	2.23E+00	6.65E+00	U
TF	06	375812003	6/23/2015	Mn-54	-4.20E-03	9.63E-01	2.81E+00	U
TF	06	375812003	6/23/2015	Nb-95	1.08E+00	1.10E+00	3.27E+00	U
TF	06	375812003	6/23/2015	Ru-103	-1.19E+00	1.06E+00	3.25E+00	U
TF	06	375812003	6/23/2015	Ru-106	-1.40E+01	8.64E+00	2.46E+01	U
TF	06	375812003	6/23/2015	Sb-124	-3.22E+00	2.74E+00	6.18E+00	U
TF	06	375812003	6/23/2015	Sb-125	1.82E+00	2.31E+00	7.63E+00	U
TF	06	375812003	6/23/2015	Se-75	1.14E+00	1.16E+00	3.90E+00	U
TF	06	375812003	6/23/2015	Th-228	-5.36E+00	2.81E+00	5.70E+00	U
TF	06	375812003	6/23/2015	Zn-65	-7.85E+00	2.86E+00	5.97E+00	U
TF	06	375812003	6/23/2015	Zr-95	1.78E+00	1.69E+00	5.70E+00	U
TF	06	377900003	7/21/2015	Ac-228	-5.83E+00	1.08E+01	3.59E+01	U
TF	06	377900003	7/21/2015	Ag-108m	-3.32E+00	2.51E+00	7.22E+00	U
TF	06	377900003	7/21/2015	Ag-110m	-9.20E-01	3.85E+00	1.25E+01	U
TF	06	377900003	7/21/2015	Ba-140	2.67E+01	1.29E+01	3.86E+01	U
TF	06	377900003	7/21/2015	Be-7	8.68E+01	3.89E+01	6.94E+01	
TF	06	377900003	7/21/2015	Ce-141	5.50E+00	4.40E+00	1.30E+01	U
TF	06	377900003	7/21/2015	Ce-144	-2.76E+01	1.66E+01	4.55E+01	U

Seabrook REMP Summary of 2015 Data

SAMPLE TYPE	STATION	LSN	END DATE	NUCLIDE	CONC (pCi/kg)	STD.DEV. (pCi/kg)	MDC (pCi/kg)	FLAGS
TF	06	377900003	7/21/2015	Co-57	-2.92E+00	2.07E+00	5.95E+00	U
TF	06	377900003	7/21/2015	Co-58	2.83E+00	2.61E+00	9.11E+00	U
TF	06	377900003	7/21/2015	Co-60	-1.64E+00	3.31E+00	1.01E+01	U
TF	06	377900003	7/21/2015	Cr-51	2.16E+00	2.49E+01	8.32E+01	U
TF	06	377900003	7/21/2015	Cs-134	5.97E+00	3.50E+00	1.19E+01	U
TF	06	377900003	7/21/2015	Cs-137	-3.18E+00	3.05E+00	8.95E+00	U
TF	06	377900003	7/21/2015	Fe-59	-4.14E+00	7.03E+00	1.82E+01	U
TF	06	377900003	7/21/2015	I-131	7.37E+00	5.62E+00	1.71E+01	U
TF	06	377900003	7/21/2015	K-40	2.54E+03	1.71E+02	3.38E+01	
TF	06	377900003	7/21/2015	La-140	1.18E+00	2.79E+00	9.93E+00	U
TF	06	377900003	7/21/2015	Mn-54	2.88E+00	2.70E+00	9.36E+00	U
TF	06	377900003	7/21/2015	Nb-95	4.69E+00	3.12E+00	1.07E+01	U
TF	06	377900003	7/21/2015	Ru-103	6.61E-01	2.54E+00	8.39E+00	U
TF	06	377900003	7/21/2015	Ru-106	1.37E+01	2.58E+01	8.50E+01	U
TF	06	377900003	7/21/2015	Sb-124	-5.41E+00	6.47E+00	1.87E+01	U
TF	06	377900003	7/21/2015	Sb-125	8.95E-01	7.02E+00	2.32E+01	U
TF	06	377900003	7/21/2015	Se-75	2.27E+00	2.85E+00	9.78E+00	U
TF	06	377900003	7/21/2015	Th-228	8.87E+00	8.84E+00	1.80E+01	U
TF	06	377900003	7/21/2015	Zn-65	-2.70E+00	6.56E+00	2.09E+01	U
TF	06	377900003	7/21/2015	Zr-95	-1.93E+00	4.24E+00	1.36E+01	U
TF	06	379766003	8/18/2015	Ac-228	-4.84E-01	6.10E+00	1.70E+01	U
TF	06	379766003	8/18/2015	Ag-108m	3.31E-01	1.00E+00	3.29E+00	U
TF	06	379766003	8/18/2015	Ag-110m	6.15E-01	1.63E+00	5.42E+00	U
TF	06	379766003	8/18/2015	Ba-140	-7.05E+00	7.09E+00	1.88E+01	U
TF	06	379766003	8/18/2015	Be-7	2.05E+00	9.83E+00	3.21E+01	U
TF	06	379766003	8/18/2015	Ce-141	2.77E-01	2.61E+00	5.39E+00	U
TF	06	379766003	8/18/2015	Ce-144	1.25E+01	7.23E+00	2.22E+01	U
TF	06	379766003	8/18/2015	Co-57	1.33E-01	8.64E-01	2.81E+00	U
TF	06	379766003	8/18/2015	Co-58	-3.57E+00	1.47E+00	3.52E+00	U
TF	06	379766003	8/18/2015	Co-60	1.82E+00	2.34E+00	4.73E+00	U
TF	06	379766003	8/18/2015	Cr-51	2.19E+01	1.14E+01	3.55E+01	U
TF	06	379766003	8/18/2015	Cs-134	8.06E-01	1.28E+00	4.08E+00	U
TF	06	379766003	8/18/2015	Cs-137	-1.67E+00	1.26E+00	3.83E+00	U
TF	06	379766003	8/18/2015	Fe-59	3.22E+00	2.91E+00	9.48E+00	U
TF	06	379766003	8/18/2015	I-131	5.25E-01	1.98E+00	6.57E+00	U
TF	06	379766003	8/18/2015	K-40	2.11E+03	1.11E+02	3.66E+01	
TF	06	379766003	8/18/2015	La-140	-6.85E-01	1.62E+00	5.11E+00	U
TF	06	379766003	8/18/2015	Mn-54	-5.20E-01	1.18E+00	3.82E+00	U
TF	06	379766003	8/18/2015	Nb-95	3.74E-01	1.14E+00	3.83E+00	U
TF	06	379766003	8/18/2015	Ru-103	1.40E+00	1.32E+00	3.79E+00	U
TF	06	379766003	8/18/2015	Ru-106	1.43E+01	1.08E+01	3.61E+01	U
TF	06	379766003	8/18/2015	Sb-124	2.87E+00	2.38E+00	8.19E+00	U
TF	06	379766003	8/18/2015	Sb-125	3.04E+00	2.97E+00	9.72E+00	U
TF	06	379766003	8/18/2015	Se-75	1.83E-01	1.42E+00	4.79E+00	U
TF	06	379766003	8/18/2015	Th-228	5.59E+00	2.98E+00	7.29E+00	U
TF	06	379766003	8/18/2015	Zn-65	-2.74E+00	3.16E+00	9.60E+00	U
TF	06	379766003	8/18/2015	Zr-95	-1.02E+00	2.12E+00	6.87E+00	U

Seabrook REMP Summary of 2015 Data

SAMPLE TYPE	STATION	LSN	END DATE	NUCLIDE	CONC (pCi/kg)	STD.DEV. (pCi/kg)	MDC (pCi/kg)	FLAGS
TG	08	374110001	5/26/2015	Ac-228	4.61E+01	3.17E+01	1.08E+02	U
TG	08	374110001	5/26/2015	Ag-108m	-1.78E+00	5.26E+00	1.64E+01	U
TG	08	374110001	5/26/2015	Ag-110m	3.34E+00	8.79E+00	2.74E+01	U
TG	08	374110001	5/26/2015	Ba-140	2.15E+01	3.05E+01	1.06E+02	U
TG	08	374110001	5/26/2015	Be-7	2.44E+02	7.40E+01	1.48E+02	
TG	08	374110001	5/26/2015	Ce-141	-5.85E+00	9.39E+00	2.72E+01	U
TG	08	374110001	5/26/2015	Ce-144	-5.01E+00	3.18E+01	1.02E+02	U
TG	08	374110001	5/26/2015	Co-57	2.15E+00	3.95E+00	1.31E+01	U
TG	08	374110001	5/26/2015	Co-58	2.55E+00	6.73E+00	2.32E+01	U
TG	08	374110001	5/26/2015	Co-60	7.68E+00	8.37E+00	2.96E+01	U
TG	08	374110001	5/26/2015	Cr-51	-7.78E+01	6.32E+01	1.85E+02	U
TG	08	374110001	5/26/2015	Cs-134	-1.15E+01	7.26E+00	1.78E+01	U
TG	08	374110001	5/26/2015	Cs-137	-8.10E+00	6.99E+00	1.99E+01	U
TG	08	374110001	5/26/2015	Fe-59	2.58E+01	2.36E+01	5.83E+01	U
TG	08	374110001	5/26/2015	I-131	1.81E+00	1.21E+01	3.95E+01	U
TG	08	374110001	5/26/2015	K-40	3.22E+03	2.83E+02	1.95E+02	
TG	08	374110001	5/26/2015	La-140	1.18E+01	1.34E+01	4.75E+01	U
TG	08	374110001	5/26/2015	Mn-54	1.02E+01	6.32E+00	2.23E+01	U
TG	08	374110001	5/26/2015	Nb-95	1.64E+00	7.33E+00	2.40E+01	U
TG	08	374110001	5/26/2015	Ru-103	2.55E+00	7.02E+00	2.39E+01	U
TG	08	374110001	5/26/2015	Ru-106	1.33E+00	6.19E+01	2.04E+02	U
TG	08	374110001	5/26/2015	Sb-124	1.50E+01	1.42E+01	5.26E+01	U
TG	08	374110001	5/26/2015	Sb-125	2.46E+01	1.75E+01	5.81E+01	U
TG	08	374110001	5/26/2015	Se-75	-4.20E+00	8.17E+00	2.63E+01	U
TG	08	374110001	5/26/2015	Th-228	-8.97E+00	1.12E+01	3.48E+01	U
TG	08	374110001	5/26/2015	Zn-65	-1.22E+01	1.68E+01	5.05E+01	U
TG	08	374110001	5/26/2015	Zr-95	-1.25E+01	1.34E+01	3.89E+01	U
TG	08	375812004	6/23/2015	Ac-228	1.80E+01	2.13E+01	3.23E+01	U
TG	08	375812004	6/23/2015	Ag-108m	6.86E-01	2.24E+00	7.39E+00	U
TG	08	375812004	6/23/2015	Ag-110m	2.29E+00	3.60E+00	1.20E+01	U
TG	08	375812004	6/23/2015	Ba-140	6.98E+00	2.07E+01	5.90E+01	U
TG	08	375812004	6/23/2015	Be-7	7.93E+02	5.80E+01	7.68E+01	
TG	08	375812004	6/23/2015	Ce-141	1.18E+00	4.47E+00	1.44E+01	U
TG	08	375812004	6/23/2015	Ce-144	-3.45E+01	2.13E+01	4.65E+01	U
TG	08	375812004	6/23/2015	Co-57	1.51E+00	1.95E+00	6.30E+00	U
TG	08	375812004	6/23/2015	Co-58	-9.77E-02	3.10E+00	8.97E+00	U
TG	08	375812004	6/23/2015	Co-60	8.85E+00	3.61E+00	1.01E+01	U
TG	08	375812004	6/23/2015	Cr-51	-1.22E+01	2.95E+01	8.50E+01	U
TG	08	375812004	6/23/2015	Cs-134	-8.15E-01	3.49E+00	9.40E+00	U
TG	08	375812004	6/23/2015	Cs-137	5.51E+00	4.04E+00	1.03E+01	U
TG	08	375812004	6/23/2015	Fe-59	6.39E+00	6.71E+00	2.20E+01	U
TG	08	375812004	6/23/2015	I-131	-1.63E+01	8.30E+00	2.31E+01	U
TG	08	375812004	6/23/2015	K-40	3.55E+03	1.97E+02	8.03E+01	
TG	08	375812004	6/23/2015	La-140	-6.86E+00	5.22E+00	1.51E+01	U
TG	08	375812004	6/23/2015	Mn-54	1.32E+00	2.70E+00	9.07E+00	U
TG	08	375812004	6/23/2015	Nb-95	-4.69E+00	4.14E+00	9.58E+00	U
TG	08	375812004	6/23/2015	Ru-103	4.19E+00	3.05E+00	9.75E+00	U
TG	08	375812004	6/23/2015	Ru-106	-6.91E+00	2.38E+01	7.53E+01	U
TG	08	375812004	6/23/2015	Sb-124	-2.04E+00	6.18E+00	2.00E+01	U
TG	08	375812004	6/23/2015	Sb-125	-9.47E+00	7.16E+00	2.16E+01	U

Seabrook REMP Summary of 2015 Data

SAMPLE TYPE	STATION	LSN	END DATE	NUCLIDE	CONC (pCi/kg)	STD.DEV. (pCi/kg)	MDC (pCi/kg)	FLAGS
TG	08	375812004	6/23/2015	Se-75	-5.77E-01	3.21E+00	1.08E+01	U
TG	08	375812004	6/23/2015	Th-228	2.90E+00	7.22E+00	1.38E+01	U
TG	08	375812004	6/23/2015	Zn-65	1.30E+00	7.28E+00	2.07E+01	U
TG	08	375812004	6/23/2015	Zr-95	2.95E+00	6.19E+00	1.68E+01	U
TG	08	377900004	7/21/2015	Ac-228	9.67E+01	3.53E+01	1.09E+02	U
TG	08	377900004	7/21/2015	Ag-108m	1.03E+01	5.84E+00	1.94E+01	U
TG	08	377900004	7/21/2015	Ag-110m	6.22E+00	8.62E+00	2.98E+01	U
TG	08	377900004	7/21/2015	Ba-140	-1.88E+01	3.25E+01	9.95E+01	U
TG	08	377900004	7/21/2015	Be-7	1.24E+03	1.15E+02	1.35E+02	U
TG	08	377900004	7/21/2015	Ce-141	6.39E+00	1.06E+01	3.44E+01	U
TG	08	377900004	7/21/2015	Ce-144	-1.61E+00	3.82E+01	1.22E+02	U
TG	08	377900004	7/21/2015	Co-57	3.77E+00	5.08E+00	1.65E+01	U
TG	08	377900004	7/21/2015	Co-58	-2.48E+00	6.69E+00	2.02E+01	U
TG	08	377900004	7/21/2015	Co-60	-1.17E+01	7.39E+00	1.71E+01	U
TG	08	377900004	7/21/2015	Cr-51	-2.52E+01	6.10E+01	1.93E+02	U
TG	08	377900004	7/21/2015	Cs-134	-8.78E+00	7.43E+00	2.04E+01	U
TG	08	377900004	7/21/2015	Cs-137	8.66E+00	7.50E+00	2.60E+01	U
TG	08	377900004	7/21/2015	Fe-59	-6.48E+00	1.19E+01	3.62E+01	U
TG	08	377900004	7/21/2015	I-131	-4.01E+00	1.26E+01	3.52E+01	U
TG	08	377900004	7/21/2015	K-40	3.11E+03	2.79E+02	2.23E+02	U
TG	08	377900004	7/21/2015	La-140	-7.23E+00	1.06E+01	3.18E+01	U
TG	08	377900004	7/21/2015	Mn-54	2.48E-01	5.76E+00	1.92E+01	U
TG	08	377900004	7/21/2015	Nb-95	9.41E+00	5.95E+00	2.09E+01	U
TG	08	377900004	7/21/2015	Ru-103	2.42E+00	6.88E+00	2.26E+01	U
TG	08	377900004	7/21/2015	Ru-106	-5.42E+01	5.40E+01	1.53E+02	U
TG	08	377900004	7/21/2015	Sb-124	-2.18E+00	1.36E+01	4.39E+01	U
TG	08	377900004	7/21/2015	Sb-125	2.00E+01	1.63E+01	5.51E+01	U
TG	08	377900004	7/21/2015	Se-75	-6.32E+00	8.85E+00	2.83E+01	U
TG	08	377900004	7/21/2015	Th-228	1.14E+01	1.67E+01	4.20E+01	U
TG	08	377900004	7/21/2015	Zn-65	-1.46E+00	1.42E+01	4.57E+01	U
TG	08	377900004	7/21/2015	Zr-95	1.55E+00	1.09E+01	3.69E+01	U
TG	08	379766004	8/18/2015	Ac-228	5.40E+01	3.28E+01	5.98E+01	U
TG	08	379766004	8/18/2015	Ag-108m	2.31E+00	3.67E+00	1.19E+01	U
TG	08	379766004	8/18/2015	Ag-110m	4.57E+00	6.12E+00	2.02E+01	U
TG	08	379766004	8/18/2015	Ba-140	-7.79E+00	2.08E+01	6.91E+01	U
TG	08	379766004	8/18/2015	Be-7	7.36E+02	9.55E+01	1.09E+02	U
TG	08	379766004	8/18/2015	Ce-141	1.41E+01	6.31E+00	1.80E+01	U
TG	08	379766004	8/18/2015	Ce-144	-3.67E+01	2.32E+01	5.85E+01	U
TG	08	379766004	8/18/2015	Co-57	2.87E+00	2.44E+00	7.69E+00	U
TG	08	379766004	8/18/2015	Co-58	-5.75E+00	4.90E+00	1.48E+01	U
TG	08	379766004	8/18/2015	Co-60	-1.85E+00	4.80E+00	1.55E+01	U
TG	08	379766004	8/18/2015	Cr-51	-3.50E+01	3.56E+01	1.11E+02	U
TG	08	379766004	8/18/2015	Cs-134	2.82E+00	5.91E+00	1.76E+01	U
TG	08	379766004	8/18/2015	Cs-137	1.10E+01	5.17E+00	1.53E+01	U
TG	08	379766004	8/18/2015	Fe-59	2.41E-02	9.72E+00	3.26E+01	U
TG	08	379766004	8/18/2015	I-131	-1.44E+00	7.08E+00	2.30E+01	U
TG	08	379766004	8/18/2015	K-40	3.60E+03	2.25E+02	1.34E+02	U
TG	08	379766004	8/18/2015	La-140	-9.63E+00	7.28E+00	2.06E+01	U
TG	08	379766004	8/18/2015	Mn-54	-8.15E+00	5.12E+00	1.47E+01	U

Seabrook REMP Summary of 2015 Data

SAMPLE TYPE	STATION	LSN	END DATE	NUCLIDE	CONC (pCi/kg)	STD.DEV. (pCi/kg)	MDC (pCi/kg)	FLAGS
TG	08	379766004	8/18/2015	Nb-95	8.13E+00	5.04E+00	1.62E+01	U
TG	08	379766004	8/18/2015	Ru-103	1.47E+00	4.83E+00	1.36E+01	U
TG	08	379766004	8/18/2015	Ru-106	3.80E+01	4.10E+01	1.23E+02	U
TG	08	379766004	8/18/2015	Sb-124	-2.73E+00	9.82E+00	3.12E+01	U
TG	08	379766004	8/18/2015	Sb-125	-1.10E+01	1.08E+01	3.28E+01	U
TG	08	379766004	8/18/2015	Se-75	-4.99E+00	4.79E+00	1.51E+01	U
TG	08	379766004	8/18/2015	Th-228	1.04E+01	1.28E+01	2.07E+01	U
TG	08	379766004	8/18/2015	Zn-65	-1.04E+01	1.10E+01	3.49E+01	U
TG	08	379766004	8/18/2015	Zr-95	1.88E+00	8.22E+00	2.72E+01	U
TG	08	381331001	9/15/2015	Ac-228	8.77E+01	2.62E+01	5.69E+01	
TG	08	381331001	9/15/2015	Ag-108m	1.59E-01	3.39E+00	1.09E+01	U
TG	08	381331001	9/15/2015	Ag-110m	2.64E+00	5.60E+00	1.89E+01	U
TG	08	381331001	9/15/2015	Ba-140	1.02E+01	1.60E+01	5.37E+01	U
TG	08	381331001	9/15/2015	Be-7	7.66E+02	6.09E+01	8.71E+01	
TG	08	381331001	9/15/2015	Ce-141	1.22E+01	6.50E+00	1.79E+01	U
TG	08	381331001	9/15/2015	Ce-144	-3.62E+00	2.12E+01	6.82E+01	U
TG	08	381331001	9/15/2015	Co-57	-2.00E+00	3.30E+00	8.92E+00	U
TG	08	381331001	9/15/2015	Co-58	-2.80E-01	3.81E+00	1.28E+01	U
TG	08	381331001	9/15/2015	Co-60	-5.43E+00	5.84E+00	1.51E+01	U
TG	08	381331001	9/15/2015	Cr-51	-1.92E+01	3.74E+01	1.05E+02	U
TG	08	381331001	9/15/2015	Cs-134	2.22E+00	4.71E+00	1.54E+01	U
TG	08	381331001	9/15/2015	Cs-137	4.82E+00	4.46E+00	1.47E+01	U
TG	08	381331001	9/15/2015	Fe-59	-1.37E+01	9.88E+00	2.84E+01	U
TG	08	381331001	9/15/2015	I-131	-6.68E-01	4.58E+00	1.48E+01	U
TG	08	381331001	9/15/2015	K-40	4.02E+03	2.43E+02	1.52E+02	
TG	08	381331001	9/15/2015	La-140	-5.85E+00	5.40E+00	1.57E+01	U
TG	08	381331001	9/15/2015	Mn-54	-9.72E+00	4.48E+00	1.15E+01	U
TG	08	381331001	9/15/2015	Nb-95	6.18E+00	4.41E+00	1.42E+01	U
TG	08	381331001	9/15/2015	Ru-103	-2.55E+00	3.64E+00	1.18E+01	U
TG	08	381331001	9/15/2015	Ru-106	-1.02E+00	3.63E+01	1.19E+02	U
TG	08	381331001	9/15/2015	Sb-124	6.54E+00	8.38E+00	2.87E+01	U
TG	08	381331001	9/15/2015	Sb-125	-4.08E+00	1.11E+01	3.49E+01	U
TG	08	381331001	9/15/2015	Se-75	-4.31E+00	4.85E+00	1.54E+01	U
TG	08	381331001	9/15/2015	Th-228	0.00E+00	1.19E+01	2.00E+01	U
TG	08	381331001	9/15/2015	Zn-65	-3.35E+00	1.10E+01	3.55E+01	U
TG	08	381331001	9/15/2015	Zr-95	2.89E+00	6.88E+00	2.26E+01	U
TG	08	383518001	10/13/2015	Ac-228	7.97E+01	2.10E+01	2.72E+01	
TG	08	383518001	10/13/2015	Ag-108m	-1.98E+00	2.17E+00	6.63E+00	U
TG	08	383518001	10/13/2015	Ag-110m	-4.11E+00	3.24E+00	9.64E+00	U
TG	08	383518001	10/13/2015	Ba-140	6.58E+00	1.06E+01	3.55E+01	U
TG	08	383518001	10/13/2015	Be-7	6.10E+02	5.26E+01	6.15E+01	
TG	08	383518001	10/13/2015	Ce-141	1.14E-01	7.31E+00	1.21E+01	U
TG	08	383518001	10/13/2015	Ce-144	-1.89E+01	1.65E+01	4.61E+01	U
TG	08	383518001	10/13/2015	Co-57	1.17E+00	1.85E+00	6.21E+00	U
TG	08	383518001	10/13/2015	Co-58	6.10E+00	2.80E+00	7.52E+00	U
TG	08	383518001	10/13/2015	Co-60	-9.58E+00	6.36E+00	8.21E+00	U
TG	08	383518001	10/13/2015	Cr-51	-2.15E+01	2.28E+01	7.10E+01	U
TG	08	383518001	10/13/2015	Cs-134	7.31E+00	3.33E+00	8.82E+00	U
TG	08	383518001	10/13/2015	Cs-137	3.68E+00	2.60E+00	7.54E+00	U

Seabrook REMP Summary of 2015 Data

SAMPLE TYPE	STATION	LSN	END DATE	NUCLIDE	CONC (pCi/kg)	STD.DEV. (pCi/kg)	MDC (pCi/kg)	FLAGS
TG	08	383518001	10/13/2015	Fe-59	-7.41E+00	5.01E+00	1.49E+01	U
TG	08	383518001	10/13/2015	I-131	-3.36E+00	3.95E+00	1.23E+01	U
TG	08	383518001	10/13/2015	K-40	3.02E+03	1.59E+02	6.92E+01	
TG	08	383518001	10/13/2015	La-140	4.60E+00	3.45E+00	1.11E+01	U
TG	08	383518001	10/13/2015	Mn-54	4.08E+00	2.82E+00	7.92E+00	U
TG	08	383518001	10/13/2015	Nb-95	6.41E+00	2.77E+00	7.29E+00	U
TG	08	383518001	10/13/2015	Ru-103	-2.78E+00	2.29E+00	7.19E+00	U
TG	08	383518001	10/13/2015	Ru-106	-6.89E+00	2.10E+01	6.92E+01	U
TG	08	383518001	10/13/2015	Sb-124	-6.85E+00	1.34E+01	1.65E+01	U
TG	08	383518001	10/13/2015	Sb-125	1.98E+00	6.31E+00	2.03E+01	U
TG	08	383518001	10/13/2015	Se-75	-4.36E+00	3.49E+00	9.84E+00	U
TG	08	383518001	10/13/2015	Th-228	2.70E+00	8.07E+00	1.60E+01	U
TG	08	383518001	10/13/2015	Zn-65	-1.08E+01	5.97E+00	1.69E+01	U
TG	08	383518001	10/13/2015	Zr-95	3.31E+00	3.95E+00	1.31E+01	U
TG	09	374110002	5/26/2015	Ac-228	5.54E+01	2.85E+01	8.11E+01	U
TG	09	374110002	5/26/2015	Ag-108m	-1.09E+01	6.52E+00	1.78E+01	U
TG	09	374110002	5/26/2015	Ag-110m	6.00E-01	1.12E+01	3.20E+01	U
TG	09	374110002	5/26/2015	Ba-140	-3.10E+00	3.39E+01	1.13E+02	U
TG	09	374110002	5/26/2015	Be-7	3.39E+02	1.09E+02	2.11E+02	
TG	09	374110002	5/26/2015	Ce-141	5.57E-01	1.03E+01	3.36E+01	U
TG	09	374110002	5/26/2015	Ce-144	3.35E+01	4.01E+01	1.13E+02	U
TG	09	374110002	5/26/2015	Co-57	1.73E-01	4.67E+00	1.54E+01	U
TG	09	374110002	5/26/2015	Co-58	-8.62E+00	7.62E+00	2.21E+01	U
TG	09	374110002	5/26/2015	Co-60	-3.55E+00	6.74E+00	2.06E+01	U
TG	09	374110002	5/26/2015	Cr-51	2.44E+01	6.39E+01	2.13E+02	U
TG	09	374110002	5/26/2015	Cs-134	3.90E-01	8.47E+00	2.65E+01	U
TG	09	374110002	5/26/2015	Cs-137	8.60E+00	7.92E+00	2.54E+01	U
TG	09	374110002	5/26/2015	Fe-59	5.36E+00	1.90E+01	5.44E+01	U
TG	09	374110002	5/26/2015	I-131	3.44E+01	1.97E+01	4.34E+01	U
TG	09	374110002	5/26/2015	K-40	4.50E+03	3.21E+02	2.32E+02	
TG	09	374110002	5/26/2015	La-140	-2.35E+00	1.20E+01	3.87E+01	U
TG	09	374110002	5/26/2015	Mn-54	1.59E+00	6.58E+00	2.16E+01	U
TG	09	374110002	5/26/2015	Nb-95	5.85E+00	6.70E+00	2.26E+01	U
TG	09	374110002	5/26/2015	Ru-103	-7.46E+00	7.03E+00	2.16E+01	U
TG	09	374110002	5/26/2015	Ru-106	-2.57E+01	6.84E+01	2.21E+02	U
TG	09	374110002	5/26/2015	Sb-124	6.29E+00	1.43E+01	4.90E+01	U
TG	09	374110002	5/26/2015	Sb-125	2.59E+01	1.89E+01	6.22E+01	U
TG	09	374110002	5/26/2015	Se-75	-7.77E+00	8.27E+00	2.59E+01	U
TG	09	374110002	5/26/2015	Th-228	3.84E+00	1.83E+01	4.17E+01	U
TG	09	374110002	5/26/2015	Zn-65	1.86E+01	1.98E+01	6.65E+01	U
TG	09	374110002	5/26/2015	Zr-95	-1.12E+01	1.28E+01	3.84E+01	U
TG	09	375812005	6/23/2015	Ac-228	5.60E+00	2.33E+01	4.40E+01	U
TG	09	375812005	6/23/2015	Ag-108m	4.00E-02	2.79E+00	9.35E+00	U
TG	09	375812005	6/23/2015	Ag-110m	3.68E+00	4.91E+00	1.65E+01	U
TG	09	375812005	6/23/2015	Ba-140	-5.83E+00	2.23E+01	7.28E+01	U
TG	09	375812005	6/23/2015	Be-7	1.03E+03	8.25E+01	9.71E+01	
TG	09	375812005	6/23/2015	Ce-141	-5.87E+00	8.70E+00	1.96E+01	U
TG	09	375812005	6/23/2015	Ce-144	-1.87E+01	2.02E+01	6.10E+01	U
TG	09	375812005	6/23/2015	Co-57	-3.90E-01	2.38E+00	8.06E+00	U

Seabrook REMP Summary of 2015 Data

SAMPLE TYPE	STATION	LSN	END DATE	NUCLIDE	CONC (pCi/kg)	STD.DEV. (pCi/kg)	MDC (pCi/kg)	FLAGS
TG	09	375812005	6/23/2015	Co-58	-2.52E+00	3.57E+00	1.16E+01	U
TG	09	375812005	6/23/2015	Co-60	-2.02E+00	3.59E+00	1.17E+01	U
TG	09	375812005	6/23/2015	Cr-51	-4.52E+01	3.64E+01	1.09E+02	U
TG	09	375812005	6/23/2015	Cs-134	1.32E+00	4.22E+00	1.24E+01	U
TG	09	375812005	6/23/2015	Cs-137	7.30E-01	5.52E+00	1.18E+01	U
TG	09	375812005	6/23/2015	Fe-59	-1.80E+00	8.56E+00	2.78E+01	U
TG	09	375812005	6/23/2015	I-131	4.26E+00	1.02E+01	3.28E+01	U
TG	09	375812005	6/23/2015	K-40	3.70E+03	2.07E+02	9.81E+01	
TG	09	375812005	6/23/2015	La-140	1.58E+01	1.07E+01	2.62E+01	U
TG	09	375812005	6/23/2015	Mn-54	-7.24E+00	4.87E+00	1.06E+01	U
TG	09	375812005	6/23/2015	Nb-95	-1.34E+00	5.07E+00	1.24E+01	U
TG	09	375812005	6/23/2015	Ru-103	-4.83E+00	3.83E+00	1.17E+01	U
TG	09	375812005	6/23/2015	Ru-106	2.49E+01	3.18E+01	9.54E+01	U
TG	09	375812005	6/23/2015	Sb-124	-1.76E+00	8.23E+00	2.67E+01	U
TG	09	375812005	6/23/2015	Sb-125	4.00E+00	8.64E+00	2.91E+01	U
TG	09	375812005	6/23/2015	Se-75	8.17E+00	4.66E+00	1.44E+01	U
TG	09	375812005	6/23/2015	Th-228	2.30E+00	1.20E+01	1.85E+01	U
TG	09	375812005	6/23/2015	Zn-65	2.36E+00	9.11E+00	2.59E+01	U
TG	09	375812005	6/23/2015	Zr-95	8.20E+00	7.57E+00	2.14E+01	U
TG	09	377900005	7/21/2015	Ac-228	-3.14E+01	2.87E+01	7.19E+01	U
TG	09	377900005	7/21/2015	Ag-108m	6.44E+00	4.66E+00	1.54E+01	U
TG	09	377900005	7/21/2015	Ag-110m	-7.13E+00	7.91E+00	2.42E+01	U
TG	09	377900005	7/21/2015	Ba-140	-3.63E+01	3.12E+01	9.13E+01	U
TG	09	377900005	7/21/2015	Be-7	6.19E+02	1.00E+02	1.46E+02	
TG	09	377900005	7/21/2015	Ce-141	-2.91E+01	1.18E+01	2.59E+01	U
TG	09	377900005	7/21/2015	Ce-144	2.35E+01	3.07E+01	9.12E+01	U
TG	09	377900005	7/21/2015	Co-57	6.07E+00	4.12E+00	1.33E+01	U
TG	09	377900005	7/21/2015	Co-58	1.79E+00	5.10E+00	1.73E+01	U
TG	09	377900005	7/21/2015	Co-60	-1.04E+00	5.77E+00	1.91E+01	U
TG	09	377900005	7/21/2015	Cr-51	1.57E+01	4.49E+01	1.52E+02	U
TG	09	377900005	7/21/2015	Cs-134	1.13E+01	6.45E+00	2.16E+01	U
TG	09	377900005	7/21/2015	Cs-137	1.24E+01	5.90E+00	1.72E+01	U
TG	09	377900005	7/21/2015	Fe-59	-3.08E+00	1.16E+01	3.68E+01	U
TG	09	377900005	7/21/2015	I-131	9.65E+00	1.07E+01	3.20E+01	U
TG	09	377900005	7/21/2015	K-40	3.61E+03	2.63E+02	1.59E+02	
TG	09	377900005	7/21/2015	La-140	-4.29E+00	9.38E+00	2.96E+01	U
TG	09	377900005	7/21/2015	Mn-54	4.58E+00	5.83E+00	1.94E+01	U
TG	09	377900005	7/21/2015	Nb-95	2.08E-01	5.19E+00	1.74E+01	U
TG	09	377900005	7/21/2015	Ru-103	-5.30E+00	8.42E+00	1.56E+01	U
TG	09	377900005	7/21/2015	Ru-106	1.57E+00	4.94E+01	1.59E+02	U
TG	09	377900005	7/21/2015	Sb-124	2.17E+01	1.24E+01	4.44E+01	U
TG	09	377900005	7/21/2015	Sb-125	-1.18E+01	1.32E+01	4.05E+01	U
TG	09	377900005	7/21/2015	Se-75	-9.88E+00	7.62E+00	2.03E+01	U
TG	09	377900005	7/21/2015	Th-228	-2.03E+00	1.12E+01	3.36E+01	U
TG	09	377900005	7/21/2015	Zn-65	0.00E+00	1.97E+01	3.15E+01	U
TG	09	377900005	7/21/2015	Zr-95	1.71E+01	1.08E+01	3.64E+01	U
TG	09	379766005	8/18/2015	Ac-228	1.05E+02	2.96E+01	4.45E+01	
TG	09	379766005	8/18/2015	Ag-108m	7.90E+00	4.90E+00	1.13E+01	U
TG	09	379766005	8/18/2015	Ag-110m	5.47E+00	5.19E+00	1.73E+01	U

Seabrook REMP Summary of 2015 Data

SAMPLE TYPE	STATION	LSN	END DATE	NUCLIDE	CONC (pCi/kg)	STD.DEV. (pCi/kg)	MDC (pCi/kg)	FLAGS
TG	09	379766005	8/18/2015	Ba-140	2.54E+01	2.14E+01	6.09E+01	U
TG	09	379766005	8/18/2015	Be-7	5.85E+02	6.04E+01	1.03E+02	
TG	09	379766005	8/18/2015	Ce-141	-1.40E+00	6.01E+00	1.83E+01	U
TG	09	379766005	8/18/2015	Ce-144	2.87E+01	2.10E+01	6.71E+01	U
TG	09	379766005	8/18/2015	Co-57	7.11E-01	2.61E+00	8.70E+00	U
TG	09	379766005	8/18/2015	Co-58	-3.54E+00	3.86E+00	1.24E+01	U
TG	09	379766005	8/18/2015	Co-60	2.52E+00	3.67E+00	1.21E+01	U
TG	09	379766005	8/18/2015	Cr-51	-6.46E+00	3.20E+01	1.08E+02	U
TG	09	379766005	8/18/2015	Cs-134	-1.01E+01	7.34E+00	1.36E+01	U
TG	09	379766005	8/18/2015	Cs-137	4.21E+00	6.10E+00	1.34E+01	U
TG	09	379766005	8/18/2015	Fe-59	-4.60E+00	7.00E+00	2.23E+01	U
TG	09	379766005	8/18/2015	I-131	4.84E+00	6.90E+00	2.31E+01	U
TG	09	379766005	8/18/2015	K-40	4.34E+03	2.33E+02	1.02E+02	
TG	09	379766005	8/18/2015	La-140	8.42E-01	4.83E+00	1.62E+01	U
TG	09	379766005	8/18/2015	Mn-54	6.04E+00	4.07E+00	1.22E+01	U
TG	09	379766005	8/18/2015	Nb-95	2.73E+00	3.85E+00	1.25E+01	U
TG	09	379766005	8/18/2015	Ru-103	4.98E+00	3.78E+00	1.22E+01	U
TG	09	379766005	8/18/2015	Ru-106	-4.68E+01	3.57E+01	1.07E+02	U
TG	09	379766005	8/18/2015	Sb-124	7.84E+00	8.20E+00	2.44E+01	U
TG	09	379766005	8/18/2015	Sb-125	2.98E+00	9.98E+00	3.15E+01	U
TG	09	379766005	8/18/2015	Se-75	2.04E+00	4.65E+00	1.50E+01	U
TG	09	379766005	8/18/2015	Th-228	1.53E+01	1.08E+01	2.29E+01	U
TG	09	379766005	8/18/2015	Zn-65	-1.71E+01	9.21E+00	2.53E+01	U
TG	09	379766005	8/18/2015	Zr-95	-4.67E+00	6.79E+00	2.12E+01	U
TG	09	381331002	9/15/2015	Ac-228	2.82E+00	2.69E+01	5.69E+01	U
TG	09	381331002	9/15/2015	Ag-108m	-3.56E+00	5.73E+00	1.43E+01	U
TG	09	381331002	9/15/2015	Ag-110m	-1.12E+01	6.41E+00	1.82E+01	U
TG	09	381331002	9/15/2015	Ba-140	-1.93E+01	1.90E+01	5.91E+01	U
TG	09	381331002	9/15/2015	Be-7	1.81E+03	1.11E+02	1.18E+02	
TG	09	381331002	9/15/2015	Ce-141	1.21E+01	7.26E+00	2.02E+01	U
TG	09	381331002	9/15/2015	Ce-144	1.32E+01	2.87E+01	8.40E+01	U
TG	09	381331002	9/15/2015	Co-57	-2.02E+00	3.24E+00	1.06E+01	U
TG	09	381331002	9/15/2015	Co-58	4.85E+00	4.62E+00	1.49E+01	U
TG	09	381331002	9/15/2015	Co-60	3.53E+00	4.51E+00	1.50E+01	U
TG	09	381331002	9/15/2015	Cr-51	3.58E+01	3.87E+01	1.30E+02	U
TG	09	381331002	9/15/2015	Cs-134	-1.90E+00	5.50E+00	1.69E+01	U
TG	09	381331002	9/15/2015	Cs-137	7.54E+00	4.31E+00	1.49E+01	U
TG	09	381331002	9/15/2015	Fe-59	1.32E+00	8.53E+00	2.83E+01	U
TG	09	381331002	9/15/2015	I-131	8.27E-01	5.82E+00	1.96E+01	U
TG	09	381331002	9/15/2015	K-40	4.22E+03	2.43E+02	1.04E+02	
TG	09	381331002	9/15/2015	La-140	1.41E+00	8.59E+00	1.50E+01	U
TG	09	381331002	9/15/2015	Mn-54	2.54E-01	4.62E+00	1.55E+01	U
TG	09	381331002	9/15/2015	Nb-95	4.41E+00	4.59E+00	1.49E+01	U
TG	09	381331002	9/15/2015	Ru-103	-3.86E+00	4.30E+00	1.36E+01	U
TG	09	381331002	9/15/2015	Ru-106	3.43E+01	4.04E+01	1.32E+02	U
TG	09	381331002	9/15/2015	Sb-124	1.40E+00	8.54E+00	2.87E+01	U
TG	09	381331002	9/15/2015	Sb-125	9.02E+00	1.22E+01	4.07E+01	U
TG	09	381331002	9/15/2015	Se-75	-2.85E+00	8.74E+00	1.95E+01	U
TG	09	381331002	9/15/2015	Th-228	1.67E+01	1.54E+01	2.75E+01	U
TG	09	381331002	9/15/2015	Zn-65	-2.22E+01	1.05E+01	2.66E+01	U

Seabrook REMP Summary of 2015 Data

SAMPLE TYPE	STATION	LSN	END DATE	NUCLIDE	CONC (pCi/kg)	STD.DEV. (pCi/kg)	MDC (pCi/kg)	FLAGS
TG	09	381331002	9/15/2015	Zr-95	-8.28E+00	8.12E+00	2.45E+01	U
TG	09	383518002	10/13/2015	Ac-228	3.51E+01	1.52E+01	2.56E+01	
TG	09	383518002	10/13/2015	Ag-108m	-1.43E+00	1.73E+00	5.44E+00	U
TG	09	383518002	10/13/2015	Ag-110m	3.59E+00	3.03E+00	9.90E+00	U
TG	09	383518002	10/13/2015	Ba-140	-8.78E+00	1.48E+01	3.18E+01	U
TG	09	383518002	10/13/2015	Be-7	8.04E+02	4.88E+01	5.52E+01	
TG	09	383518002	10/13/2015	Ce-141	7.20E+00	3.75E+00	1.01E+01	U
TG	09	383518002	10/13/2015	Ce-144	-6.14E+00	1.26E+01	3.58E+01	U
TG	09	383518002	10/13/2015	Co-57	5.20E-01	1.49E+00	4.87E+00	U
TG	09	383518002	10/13/2015	Co-58	-7.30E-01	2.26E+00	6.42E+00	U
TG	09	383518002	10/13/2015	Co-60	3.00E-01	2.32E+00	7.81E+00	U
TG	09	383518002	10/13/2015	Cr-51	7.68E+00	1.77E+01	5.92E+01	U
TG	09	383518002	10/13/2015	Cs-134	0.00E+00	2.95E+00	7.97E+00	U
TG	09	383518002	10/13/2015	Cs-137	0.00E+00	2.48E+00	6.56E+00	U
TG	09	383518002	10/13/2015	Fe-59	-4.27E+00	4.54E+00	1.39E+01	U
TG	09	383518002	10/13/2015	I-131	1.24E+00	3.23E+00	1.07E+01	U
TG	09	383518002	10/13/2015	K-40	3.50E+03	1.83E+02	6.66E+01	
TG	09	383518002	10/13/2015	La-140	-7.44E+00	3.52E+00	8.87E+00	U
TG	09	383518002	10/13/2015	Mn-54	4.50E+00	2.31E+00	7.17E+00	U
TG	09	383518002	10/13/2015	Nb-95	6.04E+00	2.53E+00	7.47E+00	U
TG	09	383518002	10/13/2015	Ru-103	1.42E+00	2.05E+00	6.66E+00	U
TG	09	383518002	10/13/2015	Ru-106	1.34E+01	1.84E+01	5.91E+01	U
TG	09	383518002	10/13/2015	Sb-124	-4.04E+00	4.69E+00	1.44E+01	U
TG	09	383518002	10/13/2015	Sb-125	-8.74E-02	5.24E+00	1.72E+01	U
TG	09	383518002	10/13/2015	Se-75	-1.68E+00	2.43E+00	7.99E+00	U
TG	09	383518002	10/13/2015	Th-228	6.91E+00	6.16E+00	1.16E+01	U
TG	09	383518002	10/13/2015	Zn-65	-5.53E+00	8.89E+00	1.54E+01	U
TG	09	383518002	10/13/2015	Zr-95	4.54E+00	3.60E+00	1.19E+01	U
TG	10	374110003	5/26/2015	Ac-228	6.85E+00	2.95E+01	1.01E+02	U
TG	10	374110003	5/26/2015	Ag-108m	-3.00E+00	5.66E+00	1.77E+01	U
TG	10	374110003	5/26/2015	Ag-110m	4.11E+00	8.23E+00	2.83E+01	U
TG	10	374110003	5/26/2015	Ba-140	5.63E+01	4.06E+01	1.23E+02	U
TG	10	374110003	5/26/2015	Be-7	1.79E+02	7.31E+01	1.86E+02	U
TG	10	374110003	5/26/2015	Ce-141	1.44E+01	1.35E+01	2.02E+01	U
TG	10	374110003	5/26/2015	Ce-144	-7.23E+00	4.29E+01	1.21E+02	U
TG	10	374110003	5/26/2015	Co-57	-1.10E+00	5.12E+00	1.67E+01	U
TG	10	374110003	5/26/2015	Co-58	-7.71E+00	6.84E+00	1.96E+01	U
TG	10	374110003	5/26/2015	Co-60	-1.43E+01	8.22E+00	1.99E+01	U
TG	10	374110003	5/26/2015	Cr-51	1.18E+02	6.71E+01	2.18E+02	U
TG	10	374110003	5/26/2015	Cs-134	-1.74E+01	8.78E+00	1.98E+01	U
TG	10	374110003	5/26/2015	Cs-137	1.93E+00	7.77E+00	2.45E+01	U
TG	10	374110003	5/26/2015	Fe-59	1.31E+01	1.64E+01	5.57E+01	U
TG	10	374110003	5/26/2015	I-131	-7.00E+00	1.34E+01	4.27E+01	U
TG	10	374110003	5/26/2015	K-40	2.82E+03	2.45E+02	0.00E+00	
TG	10	374110003	5/26/2015	La-140	-9.13E+00	1.01E+01	2.86E+01	U
TG	10	374110003	5/26/2015	Mn-54	2.05E+00	7.05E+00	2.33E+01	U
TG	10	374110003	5/26/2015	Nb-95	8.70E+00	7.13E+00	2.41E+01	U
TG	10	374110003	5/26/2015	Ru-103	-6.82E+00	6.00E+00	1.80E+01	U
TG	10	374110003	5/26/2015	Ru-106	-3.40E+01	7.08E+01	1.90E+02	U

Seabrook REMP Summary of 2015 Data

SAMPLE TYPE	STATION	LSN	END DATE	NUCLIDE	CONC (pCi/kg)	STD.DEV. (pCi/kg)	MDC (pCi/kg)	FLAGS
TG	10	374110003	5/26/2015	Sb-124	-2.70E+00	1.47E+01	4.71E+01	U
TG	10	374110003	5/26/2015	Sb-125	2.46E+01	1.76E+01	5.82E+01	U
TG	10	374110003	5/26/2015	Se-75	-1.56E+01	9.01E+00	2.55E+01	U
TG	10	374110003	5/26/2015	Th-228	1.60E+01	1.90E+01	4.34E+01	U
TG	10	374110003	5/26/2015	Zn-65	-2.62E+01	1.80E+01	4.94E+01	U
TG	10	374110003	5/26/2015	Zr-95	2.56E+00	1.20E+01	3.96E+01	U
TG	10	375812006	6/23/2015	Ac-228	2.64E+01	1.77E+01	3.74E+01	U
TG	10	375812006	6/23/2015	Ag-108m	-1.10E+00	1.97E+00	6.40E+00	U
TG	10	375812006	6/23/2015	Ag-110m	-1.21E-01	3.25E+00	1.08E+01	U
TG	10	375812006	6/23/2015	Ba-140	5.66E+00	1.63E+01	4.73E+01	U
TG	10	375812006	6/23/2015	Be-7	8.80E+02	6.03E+01	6.65E+01	
TG	10	375812006	6/23/2015	Ce-141	-1.20E+00	3.67E+00	1.21E+01	U
TG	10	375812006	6/23/2015	Ce-144	2.15E+01	1.29E+01	4.12E+01	U
TG	10	375812006	6/23/2015	Co-57	1.53E+00	1.58E+00	5.28E+00	U
TG	10	375812006	6/23/2015	Co-58	-4.99E-01	2.26E+00	7.48E+00	U
TG	10	375812006	6/23/2015	Co-60	-2.34E-01	2.27E+00	7.57E+00	U
TG	10	375812006	6/23/2015	Cr-51	-1.57E+00	2.18E+01	7.41E+01	U
TG	10	375812006	6/23/2015	Cs-134	1.47E+00	2.33E+00	7.90E+00	U
TG	10	375812006	6/23/2015	Cs-137	0.00E+00	3.11E+00	7.67E+00	U
TG	10	375812006	6/23/2015	Fe-59	-2.89E+00	5.66E+00	1.79E+01	U
TG	10	375812006	6/23/2015	I-131	-2.09E+00	6.21E+00	2.07E+01	U
TG	10	375812006	6/23/2015	K-40	3.26E+03	1.79E+02	7.64E+01	
TG	10	375812006	6/23/2015	La-140	-1.40E+00	5.87E+00	1.62E+01	U
TG	10	375812006	6/23/2015	Mn-54	-7.56E+00	3.61E+00	7.21E+00	U
TG	10	375812006	6/23/2015	Nb-95	-6.68E-01	2.40E+00	7.97E+00	U
TG	10	375812006	6/23/2015	Ru-103	-8.46E-01	2.30E+00	7.46E+00	U
TG	10	375812006	6/23/2015	Ru-106	-3.60E+01	2.24E+01	6.34E+01	U
TG	10	375812006	6/23/2015	Sb-124	-9.86E+00	6.23E+00	1.69E+01	U
TG	10	375812006	6/23/2015	Sb-125	4.27E+00	5.81E+00	1.94E+01	U
TG	10	375812006	6/23/2015	Se-75	-3.02E+00	3.82E+00	9.07E+00	U
TG	10	375812006	6/23/2015	Th-228	7.72E+00	7.08E+00	1.09E+01	U
TG	10	375812006	6/23/2015	Zn-65	1.18E+01	6.84E+00	1.91E+01	U
TG	10	375812006	6/23/2015	Zr-95	-9.07E-01	4.24E+00	1.42E+01	U
TG	10	377900006	7/21/2015	Ac-228	6.88E+01	3.11E+01	9.31E+01	U
TG	10	377900006	7/21/2015	Ag-108m	5.11E-01	5.83E+00	1.91E+01	U
TG	10	377900006	7/21/2015	Ag-110m	-1.19E+01	8.67E+00	2.27E+01	U
TG	10	377900006	7/21/2015	Ba-140	2.77E+01	4.07E+01	1.35E+02	U
TG	10	377900006	7/21/2015	Be-7	7.90E+02	1.23E+02	1.42E+02	
TG	10	377900006	7/21/2015	Ce-141	1.15E+00	1.31E+01	3.75E+01	U
TG	10	377900006	7/21/2015	Ce-144	-2.24E+00	4.01E+01	1.29E+02	U
TG	10	377900006	7/21/2015	Co-57	1.01E+01	5.47E+00	1.74E+01	U
TG	10	377900006	7/21/2015	Co-58	-3.44E+00	7.64E+00	2.43E+01	U
TG	10	377900006	7/21/2015	Co-60	-2.48E+00	6.56E+00	2.08E+01	U
TG	10	377900006	7/21/2015	Cr-51	-6.96E+01	6.44E+01	1.94E+02	U
TG	10	377900006	7/21/2015	Cs-134	2.24E+00	8.71E+00	2.93E+01	U
TG	10	377900006	7/21/2015	Cs-137	0.00E+00	9.39E+00	2.49E+01	U
TG	10	377900006	7/21/2015	Fe-59	-2.29E+00	1.44E+01	4.59E+01	U
TG	10	377900006	7/21/2015	I-131	2.50E-01	1.46E+01	4.21E+01	U
TG	10	377900006	7/21/2015	K-40	3.43E+03	3.06E+02	1.78E+02	

Seabrook REMP Summary of 2015 Data

SAMPLE TYPE	STATION	LSN	END DATE	NUCLIDE	CONC (pCi/kg)	STD.DEV. (pCi/kg)	MDC (pCi/kg)	FLAGS
TG	10	377900006	7/21/2015	La-140	-6.27E+00	9.07E+00	2.56E+01	U
TG	10	377900006	7/21/2015	Mn-54	-4.44E-01	7.04E+00	2.32E+01	U
TG	10	377900006	7/21/2015	Nb-95	5.97E+00	7.21E+00	2.50E+01	U
TG	10	377900006	7/21/2015	Ru-103	1.15E+01	6.87E+00	2.32E+01	U
TG	10	377900006	7/21/2015	Ru-106	2.75E+01	5.65E+01	1.96E+02	U
TG	10	377900006	7/21/2015	Sb-124	6.09E+00	1.60E+01	5.52E+01	U
TG	10	377900006	7/21/2015	Sb-125	-7.71E+00	1.88E+01	5.96E+01	U
TG	10	377900006	7/21/2015	Se-75	-2.15E-01	8.17E+00	2.73E+01	U
TG	10	377900006	7/21/2015	Th-228	1.31E+00	1.31E+01	4.24E+01	U
TG	10	377900006	7/21/2015	Zn-65	2.16E+01	2.07E+01	7.00E+01	U
TG	10	377900006	7/21/2015	Zr-95	-9.95E+00	1.23E+01	3.74E+01	U
TG	10	379766006	8/18/2015	Ac-228	-2.17E+01	2.91E+01	7.00E+01	U
TG	10	379766006	8/18/2015	Ag-108m	8.70E+00	4.37E+00	1.36E+01	U
TG	10	379766006	8/18/2015	Ag-110m	-9.35E-01	6.26E+00	2.07E+01	U
TG	10	379766006	8/18/2015	Ba-140	-2.26E+01	2.61E+01	8.24E+01	U
TG	10	379766006	8/18/2015	Be-7	7.20E+02	6.77E+01	1.32E+02	
TG	10	379766006	8/18/2015	Ce-141	5.86E+00	6.60E+00	2.22E+01	U
TG	10	379766006	8/18/2015	Ce-144	-2.19E+01	2.46E+01	7.51E+01	U
TG	10	379766006	8/18/2015	Co-57	3.07E-01	3.10E+00	9.89E+00	U
TG	10	379766006	8/18/2015	Co-58	-4.82E+00	5.03E+00	1.46E+01	U
TG	10	379766006	8/18/2015	Co-60	5.75E+00	5.24E+00	1.76E+01	U
TG	10	379766006	8/18/2015	Cr-51	-1.42E+01	5.07E+01	1.42E+02	U
TG	10	379766006	8/18/2015	Cs-134	1.03E+01	5.67E+00	1.71E+01	U
TG	10	379766006	8/18/2015	Cs-137	8.68E+01	1.25E+01	1.57E+01	
TG	10	379766006	8/18/2015	Fe-59	8.01E+00	1.18E+01	3.36E+01	U
TG	10	379766006	8/18/2015	I-131	2.68E+01	9.30E+00	3.13E+01	U
TG	10	379766006	8/18/2015	K-40	2.34E+03	1.74E+02	1.45E+02	
TG	10	379766006	8/18/2015	La-140	8.08E+00	9.03E+00	3.02E+01	U
TG	10	379766006	8/18/2015	Mn-54	9.88E+00	5.20E+00	1.64E+01	U
TG	10	379766006	8/18/2015	Nb-95	6.37E+00	4.87E+00	1.62E+01	U
TG	10	379766006	8/18/2015	Ru-103	-5.29E+00	4.92E+00	1.54E+01	U
TG	10	379766006	8/18/2015	Ru-106	-5.33E+01	4.31E+01	1.30E+02	U
TG	10	379766006	8/18/2015	Sb-124	-5.04E+00	1.11E+01	3.51E+01	U
TG	10	379766006	8/18/2015	Sb-125	8.59E-01	1.16E+01	3.91E+01	U
TG	10	379766006	8/18/2015	Se-75	3.43E+00	5.97E+00	1.82E+01	U
TG	10	379766006	8/18/2015	Th-228	5.15E+00	1.24E+01	2.85E+01	U
TG	10	379766006	8/18/2015	Zn-65	1.71E+00	1.31E+01	3.48E+01	U
TG	10	379766006	8/18/2015	Zr-95	1.07E+01	8.39E+00	2.79E+01	U
TG	10	381331003	9/15/2015	Ac-228	-2.03E+01	2.26E+01	5.84E+01	U
TG	10	381331003	9/15/2015	Ag-108m	2.31E+00	3.12E+00	1.05E+01	U
TG	10	381331003	9/15/2015	Ag-110m	8.80E-01	6.06E+00	1.74E+01	U
TG	10	381331003	9/15/2015	Ba-140	1.07E+01	1.54E+01	5.12E+01	U
TG	10	381331003	9/15/2015	Be-7	9.71E+02	7.78E+01	1.01E+02	
TG	10	381331003	9/15/2015	Ce-141	4.56E+00	5.55E+00	1.66E+01	U
TG	10	381331003	9/15/2015	Ce-144	-2.99E+01	2.14E+01	6.21E+01	U
TG	10	381331003	9/15/2015	Co-57	-1.67E-01	2.53E+00	8.04E+00	U
TG	10	381331003	9/15/2015	Co-58	-4.78E-01	4.98E+00	1.24E+01	U
TG	10	381331003	9/15/2015	Co-60	6.00E+00	4.61E+00	1.55E+01	U
TG	10	381331003	9/15/2015	Cr-51	-9.96E+00	3.13E+01	1.00E+02	U

Seabrook REMP Summary of 2015 Data

SAMPLE TYPE	STATION	LSN	END DATE	NUCLIDE	CONC (pCi/kg)	STD.DEV. (pCi/kg)	MDC (pCi/kg)	FLAGS
TG	10	381331003	9/15/2015	Cs-134	-4.39E+00	4.64E+00	1.35E+01	U
TG	10	381331003	9/15/2015	Cs-137	8.21E+00	4.97E+00	1.31E+01	U
TG	10	381331003	9/15/2015	Fe-59	-1.11E+01	1.12E+01	2.49E+01	U
TG	10	381331003	9/15/2015	I-131	3.02E+00	5.05E+00	1.63E+01	U
TG	10	381331003	9/15/2015	K-40	3.78E+03	2.28E+02	1.29E+02	
TG	10	381331003	9/15/2015	La-140	-1.03E+00	4.81E+00	1.55E+01	U
TG	10	381331003	9/15/2015	Mn-54	1.71E+00	3.74E+00	1.26E+01	U
TG	10	381331003	9/15/2015	Nb-95	7.34E+00	4.26E+00	1.38E+01	U
TG	10	381331003	9/15/2015	Ru-103	-3.63E+00	3.73E+00	1.17E+01	U
TG	10	381331003	9/15/2015	Ru-106	-3.59E+01	3.53E+01	1.08E+02	U
TG	10	381331003	9/15/2015	Sb-124	3.69E+00	8.30E+00	2.77E+01	U
TG	10	381331003	9/15/2015	Sb-125	7.22E+00	9.57E+00	3.22E+01	U
TG	10	381331003	9/15/2015	Se-75	1.69E+00	4.58E+00	1.51E+01	U
TG	10	381331003	9/15/2015	Th-228	8.11E-01	1.12E+01	1.99E+01	U
TG	10	381331003	9/15/2015	Zn-65	-8.18E+00	1.07E+01	2.80E+01	U
TG	10	381331003	9/15/2015	Zr-95	-3.16E+00	6.38E+00	2.09E+01	U
TG	10	383518003	10/13/2015	Ac-228	0.00E+00	3.29E+01	5.33E+01	U
TG	10	383518003	10/13/2015	Ag-108m	1.17E+00	2.48E+00	8.29E+00	U
TG	10	383518003	10/13/2015	Ag-110m	-5.20E-01	3.85E+00	1.28E+01	U
TG	10	383518003	10/13/2015	Ba-140	-2.40E+01	1.52E+01	4.46E+01	U
TG	10	383518003	10/13/2015	Be-7	1.09E+03	8.49E+01	7.96E+01	
TG	10	383518003	10/13/2015	Ce-141	-5.39E+00	7.55E+00	1.56E+01	U
TG	10	383518003	10/13/2015	Ce-144	-1.85E+01	1.71E+01	5.41E+01	U
TG	10	383518003	10/13/2015	Co-57	1.58E+00	2.24E+00	7.44E+00	U
TG	10	383518003	10/13/2015	Co-58	-3.64E+00	5.47E+00	9.71E+00	U
TG	10	383518003	10/13/2015	Co-60	1.53E-01	3.32E+00	1.08E+01	U
TG	10	383518003	10/13/2015	Cr-51	1.51E+01	2.77E+01	8.88E+01	U
TG	10	383518003	10/13/2015	Cs-134	-1.14E+00	3.54E+00	1.06E+01	U
TG	10	383518003	10/13/2015	Cs-137	8.54E+00	3.54E+00	9.78E+00	U
TG	10	383518003	10/13/2015	Fe-59	3.29E+00	6.31E+00	2.10E+01	U
TG	10	383518003	10/13/2015	I-131	7.81E+00	5.13E+00	1.66E+01	U
TG	10	383518003	10/13/2015	K-40	2.56E+03	1.53E+02	9.36E+01	
TG	10	383518003	10/13/2015	La-140	-5.98E-01	4.47E+00	1.48E+01	U
TG	10	383518003	10/13/2015	Mn-54	3.32E+00	2.94E+00	9.80E+00	U
TG	10	383518003	10/13/2015	Nb-95	4.11E+00	3.26E+00	1.04E+01	U
TG	10	383518003	10/13/2015	Ru-103	-4.35E+00	3.21E+00	9.76E+00	U
TG	10	383518003	10/13/2015	Ru-106	1.18E+01	2.71E+01	8.89E+01	U
TG	10	383518003	10/13/2015	Sb-124	-6.29E+00	6.60E+00	2.04E+01	U
TG	10	383518003	10/13/2015	Sb-125	8.76E-01	7.59E+00	2.54E+01	U
TG	10	383518003	10/13/2015	Se-75	-7.54E+00	4.21E+00	1.19E+01	U
TG	10	383518003	10/13/2015	Th-228	3.94E+01	1.12E+01	1.65E+01	
TG	10	383518003	10/13/2015	Zn-65	-1.08E+01	9.16E+00	2.36E+01	U
TG	10	383518003	10/13/2015	Zr-95	1.88E+00	5.51E+00	1.79E+01	U

Seabrook REMP Summary of 2015 Data

SAMPLE TYPE	STATION	LSN	END DATE	NUCLIDE	CONC (pCi/kg)	STD.DEV. (pCi/kg)	MDC (pCi/kg)	FLAGS
TM	15	364578001	1/7/2015	Ac-228	-4.18E+00	4.17E+00	1.06E+01	U
TM	15	364578001	1/7/2015	Ag-108m	-1.12E+00	7.19E-01	2.11E+00	U
TM	15	364578001	1/7/2015	Ag-110m	-1.03E+00	9.06E-01	2.37E+00	U
TM	15	364578001	1/7/2015	Ba-140	4.89E-01	1.00E+00	3.34E+00	U
TM	15	364578001	1/7/2015	Be-7	2.10E+00	6.32E+00	2.05E+01	U
TM	15	364578001	1/7/2015	Ce-141	1.39E+00	1.46E+00	4.10E+00	U
TM	15	364578001	1/7/2015	Ce-144	3.99E+00	5.63E+00	1.67E+01	U
TM	15	364578001	1/7/2015	Co-57	-9.33E-01	6.85E-01	2.11E+00	U
TM	15	364578001	1/7/2015	Co-58	0.00E+00	2.19E+00	2.24E+00	U
TM	15	364578001	1/7/2015	Co-60	5.21E-01	8.71E-01	2.85E+00	U
TM	15	364578001	1/7/2015	Cr-51	-1.22E+01	7.47E+00	2.22E+01	U
TM	15	364578001	1/7/2015	Cs-134	-5.22E-01	1.01E+00	2.72E+00	U
TM	15	364578001	1/7/2015	Cs-137	1.14E+00	9.33E-01	2.70E+00	U
TM	15	364578001	1/7/2015	Fe-59	1.66E+00	2.08E+00	5.85E+00	U
TM	15	364578001	1/7/2015	I-131	1.61E-01	1.43E-01	3.86E-01	U
TM	15	364578001	1/7/2015	K-40	1.71E+03	8.16E+01	2.58E+01	
TM	15	364578001	1/7/2015	La-140	4.89E-01	1.00E+00	3.34E+00	U
TM	15	364578001	1/7/2015	Mn-54	1.86E+00	8.68E-01	2.57E+00	U
TM	15	364578001	1/7/2015	Nb-95	7.79E-01	7.82E-01	2.54E+00	U
TM	15	364578001	1/7/2015	Ru-103	-2.52E-01	8.75E-01	2.49E+00	U
TM	15	364578001	1/7/2015	Ru-106	1.38E+01	7.97E+00	2.18E+01	U
TM	15	364578001	1/7/2015	Sb-124	1.18E+00	1.47E+00	4.92E+00	U
TM	15	364578001	1/7/2015	Sb-125	3.69E+00	2.19E+00	6.75E+00	U
TM	15	364578001	1/7/2015	Se-75	-1.15E+00	1.17E+00	3.19E+00	U
TM	15	364578001	1/7/2015	Th-228	-1.05E+00	1.99E+00	4.98E+00	U
TM	15	364578001	1/7/2015	Zn-65	1.91E+00	1.96E+00	6.41E+00	U
TM	15	364578001	1/7/2015	Zr-95	-1.60E+00	1.47E+00	4.34E+00	U
TM	15	366730001	2/4/2015	Ac-228	-3.14E+00	2.97E+00	7.45E+00	U
TM	15	366730001	2/4/2015	Ag-108m	-5.73E-01	5.51E-01	1.51E+00	U
TM	15	366730001	2/4/2015	Ag-110m	-8.93E-01	5.51E-01	1.58E+00	U
TM	15	366730001	2/4/2015	Ba-140	5.89E-01	2.45E+00	8.04E+00	U
TM	15	366730001	2/4/2015	Be-7	-3.88E+00	4.66E+00	1.48E+01	U
TM	15	366730001	2/4/2015	Ce-141	8.64E-01	1.03E+00	3.30E+00	U
TM	15	366730001	2/4/2015	Ce-144	-2.49E+00	3.85E+00	1.22E+01	U
TM	15	366730001	2/4/2015	Co-57	-4.50E-01	5.06E-01	1.59E+00	U
TM	15	366730001	2/4/2015	Co-58	2.02E-01	5.07E-01	1.72E+00	U
TM	15	366730001	2/4/2015	Co-60	-8.88E-01	8.35E-01	1.95E+00	U
TM	15	366730001	2/4/2015	Cr-51	-7.02E+00	5.42E+00	1.64E+01	U
TM	15	366730001	2/4/2015	Cs-134	4.84E-01	5.67E-01	1.91E+00	U
TM	15	366730001	2/4/2015	Cs-137	6.03E-01	5.63E-01	1.80E+00	U
TM	15	366730001	2/4/2015	Fe-59	-1.07E+00	1.48E+00	4.07E+00	U
TM	15	366730001	2/4/2015	I-131	1.52E-02	1.32E-01	4.30E-01	U
TM	15	366730001	2/4/2015	K-40	1.55E+03	7.15E+01	1.62E+01	
TM	15	366730001	2/4/2015	La-140	-1.17E+00	7.75E-01	2.16E+00	U
TM	15	366730001	2/4/2015	Mn-54	-8.36E-01	5.45E-01	1.64E+00	U
TM	15	366730001	2/4/2015	Nb-95	1.05E+00	5.83E-01	1.77E+00	U
TM	15	366730001	2/4/2015	Ru-103	-1.32E-01	5.54E-01	1.80E+00	U
TM	15	366730001	2/4/2015	Ru-106	2.81E+00	4.60E+00	1.49E+01	U
TM	15	366730001	2/4/2015	Sb-124	3.88E-01	9.88E-01	3.36E+00	U
TM	15	366730001	2/4/2015	Sb-125	-6.29E-01	1.59E+00	4.55E+00	U

Seabrook REMP Summary of 2015 Data

SAMPLE TYPE	STATION	LSN	END DATE	NUCLIDE	CONC (pCi/kg)	STD.DEV. (pCi/kg)	MDC (pCi/kg)	FLAGS
TM	15	366730001	2/4/2015	Se-75	-5.22E-01	7.43E-01	2.46E+00	U
TM	15	366730001	2/4/2015	Th-228	2.65E+00	1.98E+00	3.82E+00	U
TM	15	366730001	2/4/2015	Zn-65	-1.76E+00	1.39E+00	4.22E+00	U
TM	15	366730001	2/4/2015	Zr-95	2.21E+00	1.16E+00	3.13E+00	U
TM	15	368337001	3/4/2015	Ac-228	3.37E-01	3.59E+00	1.02E+01	U
TM	15	368337001	3/4/2015	Ag-108m	-2.17E-02	6.37E-01	2.02E+00	U
TM	15	368337001	3/4/2015	Ag-110m	2.11E-01	8.45E-01	2.37E+00	U
TM	15	368337001	3/4/2015	Ba-140	5.65E+00	3.65E+00	1.15E+01	U
TM	15	368337001	3/4/2015	Be-7	-3.96E+00	6.05E+00	1.95E+01	U
TM	15	368337001	3/4/2015	Ce-141	1.13E+00	1.78E+00	3.67E+00	U
TM	15	368337001	3/4/2015	Ce-144	-4.04E+00	4.46E+00	1.29E+01	U
TM	15	368337001	3/4/2015	Co-57	-3.11E-01	5.04E-01	1.64E+00	U
TM	15	368337001	3/4/2015	Co-58	-6.10E-01	8.54E-01	2.36E+00	U
TM	15	368337001	3/4/2015	Co-60	5.13E-02	8.22E-01	2.68E+00	U
TM	15	368337001	3/4/2015	Cr-51	-3.35E+00	5.96E+00	1.97E+01	U
TM	15	368337001	3/4/2015	Cs-134	8.14E-01	9.54E-01	2.76E+00	U
TM	15	368337001	3/4/2015	Cs-137	5.51E+00	1.14E+00	2.42E+00	M
TM	15	368337001	3/4/2015	Fe-59	-5.31E-01	1.78E+00	5.80E+00	U
TM	15	368337001	3/4/2015	I-131	6.61E-02	1.18E-01	3.92E-01	U
TM	15	368337001	3/4/2015	K-40	1.33E+03	6.65E+01	2.15E+01	
TM	15	368337001	3/4/2015	La-140	4.24E-01	9.49E-01	3.20E+00	U
TM	15	368337001	3/4/2015	Mn-54	-1.59E-01	7.24E-01	2.41E+00	U
TM	15	368337001	3/4/2015	Nb-95	1.02E+00	7.98E-01	2.54E+00	U
TM	15	368337001	3/4/2015	Ru-103	7.88E-02	7.55E-01	2.50E+00	U
TM	15	368337001	3/4/2015	Ru-106	-4.06E+00	8.89E+00	2.15E+01	U
TM	15	368337001	3/4/2015	Sb-124	2.10E-01	1.49E+00	4.98E+00	U
TM	15	368337001	3/4/2015	Sb-125	2.79E+00	1.62E+00	6.29E+00	U
TM	15	368337001	3/4/2015	Se-75	1.41E+00	9.20E-01	2.78E+00	U
TM	15	368337001	3/4/2015	Th-228	1.90E+00	2.14E+00	4.35E+00	U
TM	15	368337001	3/4/2015	Zn-65	2.10E+00	1.93E+00	6.29E+00	U
TM	15	368337001	3/4/2015	Zr-95	-6.72E-02	1.33E+00	4.31E+00	U
TM	15	370028001	4/1/2015	Ac-228	-5.88E+00	4.45E+00	9.71E+00	U
TM	15	370028001	4/1/2015	Ag-108m	-1.37E+00	6.28E-01	1.71E+00	U
TM	15	370028001	4/1/2015	Ag-110m	2.47E-01	6.94E-01	1.97E+00	U
TM	15	370028001	4/1/2015	Ba-140	-1.30E-01	3.08E+00	1.01E+01	U
TM	15	370028001	4/1/2015	Be-7	2.06E-01	5.39E+00	1.79E+01	U
TM	15	370028001	4/1/2015	Ce-141	1.32E+00	1.65E+00	3.28E+00	U
TM	15	370028001	4/1/2015	Ce-144	7.90E-01	4.14E+00	1.31E+01	U
TM	15	370028001	4/1/2015	Co-57	6.35E-01	5.67E-01	1.77E+00	U
TM	15	370028001	4/1/2015	Co-58	-3.59E-01	6.46E-01	2.11E+00	U
TM	15	370028001	4/1/2015	Co-60	-1.25E+00	8.16E-01	2.40E+00	U
TM	15	370028001	4/1/2015	Cr-51	-6.58E+00	6.02E+00	1.84E+01	U
TM	15	370028001	4/1/2015	Cs-134	-1.27E+00	9.52E-01	2.47E+00	U
TM	15	370028001	4/1/2015	Cs-137	4.87E+00	9.47E-01	2.15E+00	M
TM	15	370028001	4/1/2015	Fe-59	-1.21E+00	1.60E+00	5.00E+00	U
TM	15	370028001	4/1/2015	I-131	-1.14E-01	1.63E-01	5.29E-01	U
TM	15	370028001	4/1/2015	K-40	1.45E+03	7.13E+01	1.89E+01	
TM	15	370028001	4/1/2015	La-140	-1.22E+00	1.12E+00	2.79E+00	U
TM	15	370028001	4/1/2015	Mn-54	-2.49E-01	6.56E-01	2.16E+00	U

Seabrook REMP Summary of 2015 Data

SAMPLE TYPE	STATION	LSN	END DATE	NUCLIDE	CONC (pCi/kg)	STD.DEV. (pCi/kg)	MDC (pCi/kg)	FLAGS
TM	15	370028001	4/1/2015	Nb-95	2.31E-01	6.57E-01	2.22E+00	U
TM	15	370028001	4/1/2015	Ru-103	-5.80E-01	6.67E-01	2.12E+00	U
TM	15	370028001	4/1/2015	Ru-106	-2.06E+00	6.04E+00	1.95E+01	U
TM	15	370028001	4/1/2015	Sb-124	-1.70E-01	1.43E+00	4.63E+00	U
TM	15	370028001	4/1/2015	Sb-125	1.97E+00	1.73E+00	5.72E+00	U
TM	15	370028001	4/1/2015	Se-75	6.09E-01	8.66E-01	2.83E+00	U
TM	15	370028001	4/1/2015	Th-228	2.66E-01	1.80E+00	3.78E+00	U
TM	15	370028001	4/1/2015	Zn-65	-1.20E+00	1.68E+00	5.29E+00	U
TM	15	370028001	4/1/2015	Zr-95	-4.82E-01	1.18E+00	3.89E+00	U
TM	15	371328001	4/15/2015	Ac-228	-2.17E+00	4.19E+00	9.73E+00	U
TM	15	371328001	4/15/2015	Ag-108m	-1.25E+00	7.16E-01	2.06E+00	U
TM	15	371328001	4/15/2015	Ag-110m	-1.54E+00	1.08E+00	2.33E+00	U
TM	15	371328001	4/15/2015	Ba-140	3.68E+00	3.30E+00	1.07E+01	U
TM	15	371328001	4/15/2015	Be-7	-5.67E-01	6.11E+00	1.99E+01	U
TM	15	371328001	4/15/2015	Ce-141	2.38E+00	2.20E+00	4.32E+00	U
TM	15	371328001	4/15/2015	Ce-144	1.03E+00	5.38E+00	1.70E+01	U
TM	15	371328001	4/15/2015	Co-57	4.18E-01	6.84E-01	2.29E+00	U
TM	15	371328001	4/15/2015	Co-58	-4.43E-01	8.89E-01	2.40E+00	U
TM	15	371328001	4/15/2015	Co-60	-3.82E-01	7.88E-01	2.55E+00	U
TM	15	371328001	4/15/2015	Cr-51	-1.02E+01	6.97E+00	2.10E+01	U
TM	15	371328001	4/15/2015	Cs-134	1.17E+00	8.61E-01	2.59E+00	U
TM	15	371328001	4/15/2015	Cs-137	9.33E-01	8.37E-01	2.69E+00	U
TM	15	371328001	4/15/2015	Fe-59	-7.18E-01	1.64E+00	5.39E+00	U
TM	15	371328001	4/15/2015	I-131	0.00E+00	1.62E-01	3.70E-01	U
TM	15	371328001	4/15/2015	K-40	1.59E+03	7.70E+01	2.17E+01	
TM	15	371328001	4/15/2015	La-140	-9.37E-01	1.29E+00	2.95E+00	U
TM	15	371328001	4/15/2015	Mn-54	-6.65E-01	7.34E-01	2.36E+00	U
TM	15	371328001	4/15/2015	Nb-95	1.68E+00	7.51E-01	2.30E+00	U
TM	15	371328001	4/15/2015	Ru-103	-7.34E-01	7.48E-01	2.32E+00	U
TM	15	371328001	4/15/2015	Ru-106	-1.31E+01	7.26E+00	2.03E+01	U
TM	15	371328001	4/15/2015	Sb-124	-1.50E+00	1.55E+00	4.70E+00	U
TM	15	371328001	4/15/2015	Sb-125	1.33E+00	1.93E+00	6.34E+00	U
TM	15	371328001	4/15/2015	Se-75	-5.65E-01	9.64E-01	3.13E+00	U
TM	15	371328001	4/15/2015	Th-228	4.19E+00	2.25E+00	4.23E+00	U
TM	15	371328001	4/15/2015	Zn-65	1.75E+00	1.75E+00	5.83E+00	U
TM	15	371328001	4/15/2015	Zr-95	9.93E-02	1.24E+00	4.00E+00	U
TM	15	373193001	5/13/2015	Ac-228	-6.49E+00	4.06E+00	8.78E+00	U
TM	15	373193001	5/13/2015	Ag-108m	-1.38E-01	5.60E-01	1.81E+00	U
TM	15	373193001	5/13/2015	Ag-110m	-9.99E-02	6.76E-01	1.95E+00	U
TM	15	373193001	5/13/2015	Ba-140	2.04E+00	2.89E+00	9.29E+00	U
TM	15	373193001	5/13/2015	Be-7	-8.19E+00	5.80E+00	1.70E+01	U
TM	15	373193001	5/13/2015	Ce-141	-2.16E-01	1.37E+00	3.52E+00	U
TM	15	373193001	5/13/2015	Ce-144	-4.20E+00	4.76E+00	1.32E+01	U
TM	15	373193001	5/13/2015	Co-57	1.90E-01	5.65E-01	1.84E+00	U
TM	15	373193001	5/13/2015	Co-58	-4.92E-01	6.88E-01	2.19E+00	U
TM	15	373193001	5/13/2015	Co-60	2.97E-01	7.32E-01	2.44E+00	U
TM	15	373193001	5/13/2015	Cr-51	-6.73E+00	5.79E+00	1.81E+01	U
TM	15	373193001	5/13/2015	Cs-134	6.21E-01	7.24E-01	2.39E+00	U
TM	15	373193001	5/13/2015	Cs-137	3.29E+00	1.15E+00	2.09E+00	M

Seabrook REMP Summary of 2015 Data

SAMPLE TYPE	STATION	LSN	END DATE	NUCLIDE	CONC (pCi/kg)	STD.DEV. (pCi/kg)	MDC (pCi/kg)	FLAGS
TM	15	373193001	5/13/2015	Fe-59	5.09E-01	1.49E+00	5.02E+00	U
TM	15	373193001	5/13/2015	I-131	1.34E-01	1.18E-01	3.92E-01	U
TM	15	373193001	5/13/2015	K-40	1.64E+03	7.94E+01	1.95E+01	
TM	15	373193001	5/13/2015	La-140	-9.71E-01	8.83E-01	2.61E+00	U
TM	15	373193001	5/13/2015	Mn-54	3.74E-01	6.69E-01	2.20E+00	U
TM	15	373193001	5/13/2015	Nb-95	1.27E-01	6.38E-01	2.11E+00	U
TM	15	373193001	5/13/2015	Ru-103	-9.25E-01	7.59E-01	1.95E+00	U
TM	15	373193001	5/13/2015	Ru-106	5.67E+00	5.77E+00	1.92E+01	U
TM	15	373193001	5/13/2015	Sb-124	3.83E-01	1.44E+00	4.49E+00	U
TM	15	373193001	5/13/2015	Sb-125	1.15E+00	1.69E+00	5.52E+00	U
TM	15	373193001	5/13/2015	Se-75	3.02E-01	1.00E+00	2.87E+00	U
TM	15	373193001	5/13/2015	Th-228	3.15E-01	1.69E+00	4.32E+00	U
TM	15	373193001	5/13/2015	Zn-65	-9.16E-01	2.93E+00	5.15E+00	U
TM	15	373193001	5/13/2015	Zr-95	-2.30E-01	1.10E+00	3.60E+00	U
TM	15	374114001	5/27/2015	Ac-228	3.67E+00	3.39E+00	9.50E+00	U
TM	15	374114001	5/27/2015	Ag-108m	-2.27E-01	5.51E-01	1.77E+00	U
TM	15	374114001	5/27/2015	Ag-110m	4.72E-01	6.80E-01	2.02E+00	U
TM	15	374114001	5/27/2015	Ba-140	-1.11E+00	3.40E+00	1.08E+01	U
TM	15	374114001	5/27/2015	Be-7	7.35E+00	5.86E+00	1.88E+01	U
TM	15	374114001	5/27/2015	Ce-141	4.95E-01	1.81E+00	3.83E+00	U
TM	15	374114001	5/27/2015	Ce-144	1.06E+01	5.29E+00	1.55E+01	U
TM	15	374114001	5/27/2015	Co-57	4.78E-01	6.18E-01	1.98E+00	U
TM	15	374114001	5/27/2015	Co-58	7.40E-01	8.09E-01	2.36E+00	U
TM	15	374114001	5/27/2015	Co-60	5.03E-01	7.16E-01	2.43E+00	U
TM	15	374114001	5/27/2015	Cr-51	-5.80E-01	7.17E+00	2.20E+01	U
TM	15	374114001	5/27/2015	Cs-134	-4.61E-01	8.97E-01	2.51E+00	U
TM	15	374114001	5/27/2015	Cs-137	2.02E+00	1.02E+00	2.38E+00	U
TM	15	374114001	5/27/2015	Fe-59	2.21E+00	1.78E+00	5.73E+00	U
TM	15	374114001	5/27/2015	I-131	3.29E-02	1.58E-01	4.65E-01	U
TM	15	374114001	5/27/2015	K-40	1.63E+03	7.83E+01	1.97E+01	
TM	15	374114001	5/27/2015	La-140	-4.41E-01	1.22E+00	3.34E+00	U
TM	15	374114001	5/27/2015	Mn-54	2.18E-02	6.59E-01	2.18E+00	U
TM	15	374114001	5/27/2015	Nb-95	-1.86E+00	1.72E+00	2.39E+00	U
TM	15	374114001	5/27/2015	Ru-103	-1.11E+00	7.49E-01	2.17E+00	U
TM	15	374114001	5/27/2015	Ru-106	1.56E+00	6.02E+00	2.04E+01	U
TM	15	374114001	5/27/2015	Sb-124	1.02E-01	1.40E+00	4.63E+00	U
TM	15	374114001	5/27/2015	Sb-125	3.06E+00	1.90E+00	5.99E+00	U
TM	15	374114001	5/27/2015	Se-75	-2.58E-01	8.83E-01	2.93E+00	U
TM	15	374114001	5/27/2015	Th-228	2.67E+00	2.01E+00	4.56E+00	U
TM	15	374114001	5/27/2015	Zn-65	-2.30E-01	1.73E+00	5.57E+00	U
TM	15	374114001	5/27/2015	Zr-95	-2.66E+00	1.41E+00	3.95E+00	U
TM	15	374969001	6/10/2015	Ac-228	-1.95E+00	3.87E+00	8.09E+00	U
TM	15	374969001	6/10/2015	Ag-108m	-3.63E-01	5.59E-01	1.76E+00	U
TM	15	374969001	6/10/2015	Ag-110m	8.10E-01	6.50E-01	1.86E+00	U
TM	15	374969001	6/10/2015	Ba-140	-2.16E+00	2.36E+00	7.61E+00	U
TM	15	374969001	6/10/2015	Be-7	-9.95E-01	5.28E+00	1.55E+01	U
TM	15	374969001	6/10/2015	Ce-141	-6.38E-01	1.34E+00	3.07E+00	U
TM	15	374969001	6/10/2015	Ce-144	-4.08E+00	3.98E+00	1.22E+01	U
TM	15	374969001	6/10/2015	Co-57	6.01E-01	5.11E-01	1.60E+00	U

Seabrook REMP Summary of 2015 Data

SAMPLE TYPE	STATION	LSN	END DATE	NUCLIDE	CONC (pCi/kg)	STD.DEV. (pCi/kg)	MDC (pCi/kg)	FLAGS
TM	15	374969001	6/10/2015	Co-58	9.55E-02	5.65E-01	1.85E+00	U
TM	15	374969001	6/10/2015	Co-60	-9.16E-01	6.65E-01	1.97E+00	U
TM	15	374969001	6/10/2015	Cr-51	-1.02E+01	5.43E+00	1.54E+01	U
TM	15	374969001	6/10/2015	Cs-134	-1.23E-01	6.43E-01	2.09E+00	U
TM	15	374969001	6/10/2015	Cs-137	1.60E+00	8.16E-01	2.03E+00	U
TM	15	374969001	6/10/2015	Fe-59	6.83E-01	1.27E+00	4.27E+00	U
TM	15	374969001	6/10/2015	I-131	-7.85E-02	1.16E-01	3.82E-01	U
TM	15	374969001	6/10/2015	K-40	1.62E+03	7.66E+01	1.73E+01	
TM	15	374969001	6/10/2015	La-140	-1.83E+00	9.37E-01	1.97E+00	U
TM	15	374969001	6/10/2015	Mn-54	2.72E-01	5.70E-01	1.87E+00	U
TM	15	374969001	6/10/2015	Nb-95	3.41E-01	5.70E-01	1.88E+00	U
TM	15	374969001	6/10/2015	Ru-103	-9.35E-01	5.84E-01	1.77E+00	U
TM	15	374969001	6/10/2015	Ru-106	-6.44E+00	5.27E+00	1.63E+01	U
TM	15	374969001	6/10/2015	Sb-124	4.13E-01	1.17E+00	3.43E+00	U
TM	15	374969001	6/10/2015	Sb-125	-1.33E-01	1.56E+00	5.03E+00	U
TM	15	374969001	6/10/2015	Se-75	-5.00E-01	7.72E-01	2.51E+00	U
TM	15	374969001	6/10/2015	Th-228	4.08E-01	1.71E+00	3.78E+00	U
TM	15	374969001	6/10/2015	Zn-65	-1.90E+00	1.48E+00	4.52E+00	U
TM	15	374969001	6/10/2015	Zr-95	1.62E+00	1.11E+00	3.54E+00	U
TM	15	375811001	6/24/2015	Ac-228	-4.26E+00	4.44E+00	1.09E+01	U
TM	15	375811001	6/24/2015	Ag-108m	1.19E+00	7.10E-01	2.03E+00	U
TM	15	375811001	6/24/2015	Ag-110m	-1.11E+00	1.01E+00	2.21E+00	U
TM	15	375811001	6/24/2015	Ba-140	-3.44E+00	3.63E+00	9.56E+00	U
TM	15	375811001	6/24/2015	Be-7	-3.39E+00	6.05E+00	1.93E+01	U
TM	15	375811001	6/24/2015	Ce-141	-3.69E+00	1.86E+00	4.15E+00	U
TM	15	375811001	6/24/2015	Ce-144	7.47E+00	5.08E+00	1.60E+01	U
TM	15	375811001	6/24/2015	Co-57	1.67E-03	6.58E-01	1.93E+00	U
TM	15	375811001	6/24/2015	Co-58	3.62E-02	7.89E-01	2.29E+00	U
TM	15	375811001	6/24/2015	Co-60	1.01E-01	8.13E-01	2.74E+00	U
TM	15	375811001	6/24/2015	Cr-51	1.04E+00	6.31E+00	2.12E+01	U
TM	15	375811001	6/24/2015	Cs-134	1.90E+00	8.85E-01	2.70E+00	U
TM	15	375811001	6/24/2015	Cs-137	2.92E+00	9.77E-01	2.41E+00	M
TM	15	375811001	6/24/2015	Fe-59	0.00E+00	3.55E+00	6.16E+00	U
TM	15	375811001	6/24/2015	I-131	9.03E-02	1.39E-01	4.58E-01	U
TM	15	375811001	6/24/2015	K-40	1.77E+03	8.54E+01	2.26E+01	
TM	15	375811001	6/24/2015	La-140	-2.24E-01	1.01E+00	3.28E+00	U
TM	15	375811001	6/24/2015	Mn-54	6.92E-01	7.50E-01	2.51E+00	U
TM	15	375811001	6/24/2015	Nb-95	-2.75E-01	9.34E-01	2.54E+00	U
TM	15	375811001	6/24/2015	Ru-103	9.38E-01	7.67E-01	2.22E+00	U
TM	15	375811001	6/24/2015	Ru-106	8.49E-02	6.30E+00	2.02E+01	U
TM	15	375811001	6/24/2015	Sb-124	1.12E+00	1.65E+00	5.57E+00	U
TM	15	375811001	6/24/2015	Sb-125	-2.65E+00	1.93E+00	5.78E+00	U
TM	15	375811001	6/24/2015	Se-75	4.00E-01	9.22E-01	3.13E+00	U
TM	15	375811001	6/24/2015	Th-228	4.19E+00	2.27E+00	5.30E+00	U
TM	15	375811001	6/24/2015	Zn-65	-3.35E+00	1.98E+00	5.47E+00	U
TM	15	375811001	6/24/2015	Zr-95	-7.77E-02	1.40E+00	4.05E+00	U
TM	15	376897001	7/8/2015	Ac-228	7.99E+00	3.48E+00	1.04E+01	U
TM	15	376897001	7/8/2015	Ag-108m	-4.89E-01	6.42E-01	2.06E+00	U
TM	15	376897001	7/8/2015	Ag-110m	-4.33E-01	7.63E-01	2.07E+00	U

Seabrook REMP Summary of 2015 Data

SAMPLE TYPE	STATION	LSN	END DATE	NUCLIDE	CONC (pCi/kg)	STD.DEV. (pCi/kg)	MDC (pCi/kg)	FLAGS
TM	15	376897001	7/8/2015	Ba-140	-3.79E+00	3.27E+00	1.00E+01	U
TM	15	376897001	7/8/2015	Be-7	1.49E+00	5.93E+00	1.96E+01	U
TM	15	376897001	7/8/2015	Ce-141	2.87E+00	1.48E+00	4.30E+00	U
TM	15	376897001	7/8/2015	Ce-144	-4.74E+00	5.03E+00	1.59E+01	U
TM	15	376897001	7/8/2015	Co-57	2.13E-01	6.47E-01	2.13E+00	U
TM	15	376897001	7/8/2015	Co-58	8.39E-01	8.21E-01	2.48E+00	U
TM	15	376897001	7/8/2015	Co-60	1.62E+00	9.13E-01	2.89E+00	U
TM	15	376897001	7/8/2015	Cr-51	8.53E+00	7.40E+00	2.14E+01	U
TM	15	376897001	7/8/2015	Cs-134	1.06E+00	9.26E-01	2.70E+00	U
TM	15	376897001	7/8/2015	Cs-137	0.00E+00	1.21E+00	2.37E+00	U
TM	15	376897001	7/8/2015	Fe-59	-5.37E-01	1.65E+00	5.37E+00	U
TM	15	376897001	7/8/2015	I-131	2.03E-01	1.52E-01	4.94E-01	U
TM	15	376897001	7/8/2015	K-40	1.67E+03	8.12E+01	2.17E+01	
TM	15	376897001	7/8/2015	La-140	1.01E+00	9.78E-01	3.32E+00	U
TM	15	376897001	7/8/2015	Mn-54	-1.63E+00	7.94E-01	2.18E+00	U
TM	15	376897001	7/8/2015	Nb-95	1.01E+00	7.89E-01	2.51E+00	U
TM	15	376897001	7/8/2015	Ru-103	-1.12E+00	7.63E-01	2.28E+00	U
TM	15	376897001	7/8/2015	Ru-106	-9.87E+00	6.77E+00	1.99E+01	U
TM	15	376897001	7/8/2015	Sb-124	-2.32E+00	1.45E+00	4.06E+00	U
TM	15	376897001	7/8/2015	Sb-125	1.35E+00	1.93E+00	6.40E+00	U
TM	15	376897001	7/8/2015	Se-75	-2.70E-01	9.87E-01	3.14E+00	U
TM	15	376897001	7/8/2015	Th-228	1.12E+00	2.30E+00	5.11E+00	U
TM	15	376897001	7/8/2015	Zn-65	1.86E-03	2.11E+00	6.11E+00	U
TM	15	376897001	7/8/2015	Zr-95	-4.19E-01	1.26E+00	4.01E+00	U
TM	15	377945001	7/22/2015	Ac-228	-2.88E+00	3.64E+00	8.24E+00	U
TM	15	377945001	7/22/2015	Ag-108m	-2.32E-01	5.65E-01	1.61E+00	U
TM	15	377945001	7/22/2015	Ag-110m	1.03E+00	6.07E-01	1.88E+00	U
TM	15	377945001	7/22/2015	Ba-140	1.89E+00	3.76E+00	1.23E+01	U
TM	15	377945001	7/22/2015	Be-7	1.17E+01	5.77E+00	1.75E+01	U
TM	15	377945001	7/22/2015	Ce-141	2.73E+00	2.06E+00	3.74E+00	U
TM	15	377945001	7/22/2015	Ce-144	3.18E+00	4.09E+00	1.32E+01	U
TM	15	377945001	7/22/2015	Co-57	-3.18E-01	5.33E-01	1.71E+00	U
TM	15	377945001	7/22/2015	Co-58	-8.89E-01	6.09E-01	1.84E+00	U
TM	15	377945001	7/22/2015	Co-60	-2.72E-01	8.18E-01	2.20E+00	U
TM	15	377945001	7/22/2015	Cr-51	-3.53E-01	6.59E+00	2.14E+01	U
TM	15	377945001	7/22/2015	Cs-134	-2.33E-01	6.09E-01	2.02E+00	U
TM	15	377945001	7/22/2015	Cs-137	3.06E+00	8.54E-01	1.85E+00	M
TM	15	377945001	7/22/2015	Fe-59	-1.67E-01	1.44E+00	4.72E+00	U
TM	15	377945001	7/22/2015	I-131	-2.04E-01	2.01E-01	6.41E-01	U
TM	15	377945001	7/22/2015	K-40	1.70E+03	7.87E+01	1.65E+01	
TM	15	377945001	7/22/2015	La-140	4.57E-01	1.08E+00	3.52E+00	U
TM	15	377945001	7/22/2015	Mn-54	-9.02E-01	8.09E-01	1.80E+00	U
TM	15	377945001	7/22/2015	Nb-95	7.37E-01	6.03E-01	2.01E+00	U
TM	15	377945001	7/22/2015	Ru-103	1.04E+00	6.77E-01	2.15E+00	U
TM	15	377945001	7/22/2015	Ru-106	3.14E+00	5.07E+00	1.65E+01	U
TM	15	377945001	7/22/2015	Sb-124	1.40E+00	1.22E+00	4.13E+00	U
TM	15	377945001	7/22/2015	Sb-125	-1.84E+00	1.58E+00	4.90E+00	U
TM	15	377945001	7/22/2015	Se-75	-7.65E-03	7.94E-01	2.69E+00	U
TM	15	377945001	7/22/2015	Th-228	1.57E+00	1.82E+00	4.02E+00	U
TM	15	377945001	7/22/2015	Zn-65	-2.45E+00	1.56E+00	4.52E+00	U

Seabrook REMP Summary of 2015 Data

SAMPLE TYPE	STATION	LSN	END DATE	NUCLIDE	CONC (pCi/kg)	STD.DEV. (pCi/kg)	MDC (pCi/kg)	FLAGS
TM	15	377945001	7/22/2015	Zr-95	1.07E+00	1.05E+00	3.53E+00	U
TM	15	378909001	8/5/2015	Ac-228	-5.21E+00	5.14E+00	1.09E+01	U
TM	15	378909001	8/5/2015	Ag-108m	4.25E-01	6.52E-01	2.11E+00	U
TM	15	378909001	8/5/2015	Ag-110m	9.31E-01	8.24E-01	2.41E+00	U
TM	15	378909001	8/5/2015	Ba-140	2.46E-01	3.13E+00	1.06E+01	U
TM	15	378909001	8/5/2015	Be-7	4.08E+00	6.12E+00	1.98E+01	U
TM	15	378909001	8/5/2015	Ce-141	3.36E+00	1.50E+00	4.32E+00	U
TM	15	378909001	8/5/2015	Ce-144	-2.41E+00	4.76E+00	1.59E+01	U
TM	15	378909001	8/5/2015	Co-57	1.37E+00	7.48E-01	2.07E+00	U
TM	15	378909001	8/5/2015	Co-58	1.01E-01	7.19E-01	2.39E+00	U
TM	15	378909001	8/5/2015	Co-60	4.09E-02	8.25E-01	2.77E+00	U
TM	15	378909001	8/5/2015	Cr-51	-3.24E+00	6.32E+00	2.04E+01	U
TM	15	378909001	8/5/2015	Cs-134	7.95E-01	1.12E+00	2.65E+00	U
TM	15	378909001	8/5/2015	Cs-137	1.57E+00	7.94E-01	2.48E+00	U
TM	15	378909001	8/5/2015	Fe-59	-1.31E+00	1.83E+00	5.71E+00	U
TM	15	378909001	8/5/2015	I-131	1.07E-02	1.23E-01	4.17E-01	U
TM	15	378909001	8/5/2015	K-40	1.70E+03	8.16E+01	2.25E+01	
TM	15	378909001	8/5/2015	La-140	4.37E-01	1.03E+00	3.03E+00	U
TM	15	378909001	8/5/2015	Mn-54	2.13E+00	1.47E+00	2.30E+00	U
TM	15	378909001	8/5/2015	Nb-95	-3.38E-01	7.18E-01	2.33E+00	U
TM	15	378909001	8/5/2015	Ru-103	-1.09E+00	9.00E-01	2.30E+00	U
TM	15	378909001	8/5/2015	Ru-106	-2.67E+00	6.39E+00	2.11E+01	U
TM	15	378909001	8/5/2015	Sb-124	-8.87E-01	1.94E+00	5.28E+00	U
TM	15	378909001	8/5/2015	Sb-125	-4.33E-01	2.00E+00	6.43E+00	U
TM	15	378909001	8/5/2015	Se-75	6.66E-01	9.54E-01	3.14E+00	U
TM	15	378909001	8/5/2015	Th-228	2.62E+00	2.78E+00	5.09E+00	U
TM	15	378909001	8/5/2015	Zn-65	-1.75E+00	2.20E+00	5.83E+00	U
TM	15	378909001	8/5/2015	Zr-95	-8.10E-01	1.55E+00	4.12E+00	U
TM	15	379775001	8/19/2015	Ac-228	3.07E-01	4.42E+00	1.05E+01	U
TM	15	379775001	8/19/2015	Ag-108m	2.65E-01	6.59E-01	2.14E+00	U
TM	15	379775001	8/19/2015	Ag-110m	-1.79E-01	6.95E-01	2.30E+00	U
TM	15	379775001	8/19/2015	Ba-140	3.10E+00	3.48E+00	1.17E+01	U
TM	15	379775001	8/19/2015	Be-7	1.39E+01	7.56E+00	2.15E+01	U
TM	15	379775001	8/19/2015	Ce-141	1.64E+00	1.52E+00	4.45E+00	U
TM	15	379775001	8/19/2015	Ce-144	2.23E+00	5.06E+00	1.71E+01	U
TM	15	379775001	8/19/2015	Co-57	-6.65E-01	6.65E-01	2.16E+00	U
TM	15	379775001	8/19/2015	Co-58	-2.32E-02	7.39E-01	2.44E+00	U
TM	15	379775001	8/19/2015	Co-60	-9.53E-01	9.04E-01	2.83E+00	U
TM	15	379775001	8/19/2015	Cr-51	2.61E+00	6.73E+00	2.21E+01	U
TM	15	379775001	8/19/2015	Cs-134	1.22E+00	8.49E-01	2.76E+00	U
TM	15	379775001	8/19/2015	Cs-137	6.45E-01	7.78E-01	2.61E+00	U
TM	15	379775001	8/19/2015	Fe-59	-5.74E-01	1.79E+00	5.73E+00	U
TM	15	379775001	8/19/2015	I-131	4.31E-02	1.48E-01	4.33E-01	U
TM	15	379775001	8/19/2015	K-40	1.75E+03	8.35E+01	2.38E+01	
TM	15	379775001	8/19/2015	La-140	-1.84E-01	1.07E+00	3.00E+00	U
TM	15	379775001	8/19/2015	Mn-54	-5.59E-01	1.03E+00	2.43E+00	U
TM	15	379775001	8/19/2015	Nb-95	1.30E+00	1.58E+00	2.38E+00	U
TM	15	379775001	8/19/2015	Ru-103	-1.11E+00	7.99E-01	2.33E+00	U
TM	15	379775001	8/19/2015	Ru-106	-1.92E+01	1.03E+01	2.08E+01	U

Seabrook REMP Summary of 2015 Data

SAMPLE TYPE	STATION	LSN	END DATE	NUCLIDE	CONC (pCi/kg)	STD.DEV. (pCi/kg)	MDC (pCi/kg)	FLAGS
TM	15	379775001	8/19/2015	Sb-124	5.58E-01	1.62E+00	5.41E+00	U
TM	15	379775001	8/19/2015	Sb-125	1.36E+00	2.03E+00	6.58E+00	U
TM	15	379775001	8/19/2015	Se-75	1.27E+00	9.85E-01	3.28E+00	U
TM	15	379775001	8/19/2015	Th-228	3.80E+00	2.38E+00	4.93E+00	U
TM	15	379775001	8/19/2015	Zn-65	2.06E+00	2.04E+00	6.59E+00	U
TM	15	379775001	8/19/2015	Zr-95	2.28E-01	1.24E+00	4.15E+00	U
TM	15	380726001	9/2/2015	Ac-228	1.14E+00	4.29E+00	8.02E+00	U
TM	15	380726001	9/2/2015	Ag-108m	4.25E-01	5.24E-01	1.73E+00	U
TM	15	380726001	9/2/2015	Ag-110m	-1.44E-01	6.07E-01	1.69E+00	U
TM	15	380726001	9/2/2015	Ba-140	4.98E+00	3.01E+00	9.43E+00	U
TM	15	380726001	9/2/2015	Be-7	-1.09E+00	4.80E+00	1.57E+01	U
TM	15	380726001	9/2/2015	Ce-141	4.63E-01	1.04E+00	3.37E+00	U
TM	15	380726001	9/2/2015	Ce-144	-3.49E+00	4.06E+00	1.28E+01	U
TM	15	380726001	9/2/2015	Co-57	9.21E-01	5.72E-01	1.77E+00	U
TM	15	380726001	9/2/2015	Co-58	1.08E+00	6.52E-01	2.10E+00	U
TM	15	380726001	9/2/2015	Co-60	6.15E-02	6.36E-01	2.07E+00	U
TM	15	380726001	9/2/2015	Cr-51	-5.62E+00	5.40E+00	1.73E+01	U
TM	15	380726001	9/2/2015	Cs-134	6.45E-01	6.07E-01	2.03E+00	U
TM	15	380726001	9/2/2015	Cs-137	6.32E+00	1.04E+00	1.83E+00	M
TM	15	380726001	9/2/2015	Fe-59	-2.51E-01	1.26E+00	4.13E+00	U
TM	15	380726001	9/2/2015	I-131	1.18E-01	1.49E-01	4.95E-01	U
TM	15	380726001	9/2/2015	K-40	1.72E+03	8.03E+01	1.64E+01	
TM	15	380726001	9/2/2015	La-140	-5.36E-01	7.95E-01	2.56E+00	U
TM	15	380726001	9/2/2015	Mn-54	-3.57E-01	5.47E-01	1.78E+00	U
TM	15	380726001	9/2/2015	Nb-95	1.28E+00	6.18E-01	1.92E+00	U
TM	15	380726001	9/2/2015	Ru-103	-2.02E+00	7.49E-01	1.76E+00	U
TM	15	380726001	9/2/2015	Ru-106	-2.02E+00	4.90E+00	1.56E+01	U
TM	15	380726001	9/2/2015	Sb-124	-4.08E-01	1.08E+00	3.54E+00	U
TM	15	380726001	9/2/2015	Sb-125	-3.70E-01	1.53E+00	5.04E+00	U
TM	15	380726001	9/2/2015	Se-75	8.60E-01	8.07E-01	2.69E+00	U
TM	15	380726001	9/2/2015	Th-228	1.18E+00	2.06E+00	3.93E+00	U
TM	15	380726001	9/2/2015	Zn-65	-4.11E+00	1.74E+00	4.29E+00	U
TM	15	380726001	9/2/2015	Zr-95	-2.68E-01	9.65E-01	3.23E+00	U
TM	15	381435001	9/16/2015	Ac-228	7.68E+00	4.52E+00	9.11E+00	U
TM	15	381435001	9/16/2015	Ag-108m	4.02E-01	5.37E-01	1.77E+00	U
TM	15	381435001	9/16/2015	Ag-110m	-8.01E-01	8.75E-01	2.79E+00	U
TM	15	381435001	9/16/2015	Ba-140	9.72E-01	2.63E+00	8.64E+00	U
TM	15	381435001	9/16/2015	Be-7	-1.51E+00	5.06E+00	1.66E+01	U
TM	15	381435001	9/16/2015	Ce-141	2.02E+00	1.25E+00	3.60E+00	U
TM	15	381435001	9/16/2015	Ce-144	-1.81E+00	4.40E+00	1.38E+01	U
TM	15	381435001	9/16/2015	Co-57	1.15E-02	5.63E-01	1.86E+00	U
TM	15	381435001	9/16/2015	Co-58	-2.75E-01	5.87E-01	1.94E+00	U
TM	15	381435001	9/16/2015	Co-60	-9.06E-01	1.29E+00	2.34E+00	U
TM	15	381435001	9/16/2015	Cr-51	2.76E+00	5.93E+00	1.88E+01	U
TM	15	381435001	9/16/2015	Cs-134	1.30E+00	8.18E-01	2.32E+00	U
TM	15	381435001	9/16/2015	Cs-137	3.41E+00	8.40E-01	2.15E+00	M
TM	15	381435001	9/16/2015	Fe-59	8.04E-01	1.45E+00	4.79E+00	U
TM	15	381435001	9/16/2015	I-131	2.71E-02	8.29E-02	2.78E-01	U
TM	15	381435001	9/16/2015	K-40	1.78E+03	8.41E+01	1.70E+01	

Seabrook REMP Summary of 2015 Data

SAMPLE TYPE	STATION	LSN	END DATE	NUCLIDE	CONC (pCi/kg)	STD.DEV. (pCi/kg)	MDC (pCi/kg)	FLAGS
TM	15	381435001	9/16/2015	La-140	-8.64E-02	7.25E-01	2.41E+00	U
TM	15	381435001	9/16/2015	Mn-54	1.68E-01	5.95E-01	2.00E+00	U
TM	15	381435001	9/16/2015	Nb-95	4.15E-01	8.30E-01	1.94E+00	U
TM	15	381435001	9/16/2015	Ru-103	2.66E-01	6.29E-01	2.08E+00	U
TM	15	381435001	9/16/2015	Ru-106	-2.82E+00	6.20E+00	1.71E+01	U
TM	15	381435001	9/16/2015	Sb-124	6.70E-01	1.16E+00	3.94E+00	U
TM	15	381435001	9/16/2015	Sb-125	-1.69E+00	1.74E+00	5.19E+00	U
TM	15	381435001	9/16/2015	Se-75	1.47E+00	9.24E-01	2.81E+00	U
TM	15	381435001	9/16/2015	Th-228	-1.01E+00	2.07E+00	4.34E+00	U
TM	15	381435001	9/16/2015	Zn-65	-2.90E+00	2.01E+00	5.06E+00	U
TM	15	381435001	9/16/2015	Zr-95	9.74E-01	1.09E+00	3.51E+00	U
TM	15	383516001	10/14/2015	Ac-228	1.85E+00	4.25E+00	7.49E+00	U
TM	15	383516001	10/14/2015	Ag-108m	2.50E-01	5.93E-01	1.68E+00	U
TM	15	383516001	10/14/2015	Ag-110m	6.14E-01	6.42E-01	1.86E+00	U
TM	15	383516001	10/14/2015	Ba-140	2.13E+00	2.60E+00	8.71E+00	U
TM	15	383516001	10/14/2015	Be-7	4.06E+00	5.09E+00	1.63E+01	U
TM	15	383516001	10/14/2015	Ce-141	1.93E+00	1.09E+00	3.22E+00	U
TM	15	383516001	10/14/2015	Ce-144	1.33E+00	3.85E+00	1.23E+01	U
TM	15	383516001	10/14/2015	Co-57	1.42E-01	4.97E-01	1.60E+00	U
TM	15	383516001	10/14/2015	Co-58	-1.76E-01	5.83E-01	1.88E+00	U
TM	15	383516001	10/14/2015	Co-60	-1.00E+00	9.04E-01	2.00E+00	U
TM	15	383516001	10/14/2015	Cr-51	5.68E+00	5.28E+00	1.71E+01	U
TM	15	383516001	10/14/2015	Cs-134	3.31E-01	6.55E-01	2.15E+00	U
TM	15	383516001	10/14/2015	Cs-137	3.73E-01	8.63E-01	2.04E+00	U
TM	15	383516001	10/14/2015	Fe-59	-1.44E+00	1.67E+00	4.55E+00	U
TM	15	383516001	10/14/2015	I-131	-1.39E-01	1.10E-01	3.44E-01	U
TM	15	383516001	10/14/2015	K-40	1.65E+03	8.40E+01	1.71E+01	
TM	15	383516001	10/14/2015	La-140	-4.26E-01	7.34E-01	2.29E+00	U
TM	15	383516001	10/14/2015	Mn-54	1.28E-01	5.90E-01	1.93E+00	U
TM	15	383516001	10/14/2015	Nb-95	3.32E-01	5.74E-01	1.89E+00	U
TM	15	383516001	10/14/2015	Ru-103	-8.01E-01	6.36E-01	1.81E+00	U
TM	15	383516001	10/14/2015	Ru-106	3.27E+00	5.30E+00	1.77E+01	U
TM	15	383516001	10/14/2015	Sb-124	-1.17E+00	1.07E+00	3.29E+00	U
TM	15	383516001	10/14/2015	Sb-125	-2.01E+00	1.62E+00	4.85E+00	U
TM	15	383516001	10/14/2015	Se-75	8.85E-02	7.43E-01	2.47E+00	U
TM	15	383516001	10/14/2015	Th-228	1.38E-01	1.66E+00	3.81E+00	U
TM	15	383516001	10/14/2015	Zn-65	1.92E+00	1.67E+00	4.58E+00	U
TM	15	383516001	10/14/2015	Zr-95	1.34E+00	1.10E+00	3.57E+00	U
TM	15	385406001	11/10/2015	Ac-228	3.96E+00	4.46E+00	7.07E+00	U
TM	15	385406001	11/10/2015	Ag-108m	1.39E-01	4.24E-01	1.40E+00	U
TM	15	385406001	11/10/2015	Ag-110m	4.37E-01	6.23E-01	2.09E+00	U
TM	15	385406001	11/10/2015	Ba-140	-1.40E+01	5.22E+00	7.25E+00	U
TM	15	385406001	11/10/2015	Be-7	4.78E-02	4.05E+00	1.33E+01	U
TM	15	385406001	11/10/2015	Ce-141	7.10E-01	9.92E-01	2.86E+00	U
TM	15	385406001	11/10/2015	Ce-144	6.87E+00	3.53E+00	1.11E+01	U
TM	15	385406001	11/10/2015	Co-57	6.07E-01	4.49E-01	1.41E+00	U
TM	15	385406001	11/10/2015	Co-58	-2.61E-01	4.61E-01	1.52E+00	U
TM	15	385406001	11/10/2015	Co-60	9.79E-02	7.66E-01	1.83E+00	U
TM	15	385406001	11/10/2015	Cr-51	7.63E+00	4.69E+00	1.49E+01	U

Seabrook REMP Summary of 2015 Data

SAMPLE TYPE	STATION	LSN	END DATE	NUCLIDE	CONC (pCi/kg)	STD.DEV. (pCi/kg)	MDC (pCi/kg)	FLAGS
TM	15	385406001	11/10/2015	Cs-134	1.25E+00	6.50E-01	1.80E+00	U
TM	15	385406001	11/10/2015	Cs-137	1.26E+00	1.06E+00	1.59E+00	U
TM	15	385406001	11/10/2015	Fe-59	1.72E+00	1.18E+00	3.75E+00	U
TM	15	385406001	11/10/2015	I-131	-1.57E-01	1.51E-01	4.74E-01	U
TM	15	385406001	11/10/2015	K-40	1.71E+03	7.82E+01	1.43E+01	
TM	15	385406001	11/10/2015	La-140	-2.77E-01	6.12E-01	1.91E+00	U
TM	15	385406001	11/10/2015	Mn-54	5.74E-02	4.65E-01	1.57E+00	U
TM	15	385406001	11/10/2015	Nb-95	2.39E-01	8.29E-01	1.56E+00	U
TM	15	385406001	11/10/2015	Ru-103	-3.65E-01	5.54E-01	1.55E+00	U
TM	15	385406001	11/10/2015	Ru-106	-3.43E+00	4.22E+00	1.32E+01	U
TM	15	385406001	11/10/2015	Sb-124	1.03E+00	9.57E-01	3.23E+00	U
TM	15	385406001	11/10/2015	Sb-125	1.19E+00	1.31E+00	4.29E+00	U
TM	15	385406001	11/10/2015	Se-75	-6.59E-01	6.51E-01	2.12E+00	U
TM	15	385406001	11/10/2015	Th-228	-7.31E-01	1.50E+00	3.26E+00	U
TM	15	385406001	11/10/2015	Zn-65	-2.75E+00	1.37E+00	3.70E+00	U
TM	15	385406001	11/10/2015	Zr-95	-5.74E-01	8.34E-01	2.74E+00	U
TM	15	387467001	12/9/2015	Ac-228	-3.26E-01	3.68E+00	8.30E+00	U
TM	15	387467001	12/9/2015	Ag-108m	-7.87E-01	8.23E-01	1.90E+00	U
TM	15	387467001	12/9/2015	Ag-110m	4.46E-01	6.59E-01	1.86E+00	U
TM	15	387467001	12/9/2015	Ba-140	-2.06E+00	3.12E+00	1.00E+01	U
TM	15	387467001	12/9/2015	Be-7	1.72E+00	5.07E+00	1.68E+01	U
TM	15	387467001	12/9/2015	Ce-141	2.35E+00	1.24E+00	3.63E+00	U
TM	15	387467001	12/9/2015	Ce-144	-6.29E+00	4.42E+00	1.32E+01	U
TM	15	387467001	12/9/2015	Co-57	1.05E+00	5.10E-01	1.74E+00	U
TM	15	387467001	12/9/2015	Co-58	-1.48E-01	6.08E-01	2.03E+00	U
TM	15	387467001	12/9/2015	Co-60	8.07E-01	6.47E-01	2.09E+00	U
TM	15	387467001	12/9/2015	Cr-51	2.22E+00	6.62E+00	1.95E+01	U
TM	15	387467001	12/9/2015	Cs-134	-2.87E-01	6.57E-01	2.18E+00	U
TM	15	387467001	12/9/2015	Cs-137	4.65E+00	1.21E+00	2.06E+00	M
TM	15	387467001	12/9/2015	Fe-59	-1.73E+00	1.37E+00	4.16E+00	U
TM	15	387467001	12/9/2015	I-131	1.64E-01	1.67E-01	5.47E-01	U
TM	15	387467001	12/9/2015	K-40	1.62E+03	7.48E+01	1.62E+01	
TM	15	387467001	12/9/2015	La-140	-7.03E-01	8.40E-01	2.66E+00	U
TM	15	387467001	12/9/2015	Mn-54	-6.58E-01	6.36E-01	2.03E+00	U
TM	15	387467001	12/9/2015	Nb-95	8.79E-01	6.95E-01	2.19E+00	U
TM	15	387467001	12/9/2015	Ru-103	9.35E-01	8.22E-01	2.02E+00	U
TM	15	387467001	12/9/2015	Ru-106	9.60E+00	8.69E+00	1.68E+01	U
TM	15	387467001	12/9/2015	Sb-124	-1.16E+00	1.18E+00	3.65E+00	U
TM	15	387467001	12/9/2015	Sb-125	-8.34E-01	1.68E+00	5.52E+00	U
TM	15	387467001	12/9/2015	Se-75	-4.67E-01	8.77E-01	2.78E+00	U
TM	15	387467001	12/9/2015	Th-228	1.48E-01	1.67E+00	4.04E+00	U
TM	15	387467001	12/9/2015	Zn-65	-9.13E-01	1.43E+00	4.59E+00	U
TM	15	387467001	12/9/2015	Zr-95	-7.99E-01	1.20E+00	3.76E+00	U

Seabrook REMP Summary of 2015 Data

SAMPLE TYPE	STATION	LSN	END DATE	NUCLIDE	CONC (pCi/kg)	STD.DEV. (pCi/kg)	MDC (pCi/kg)	FLAGS
WG	01	374967001	6/10/2015	Ac-228	3.63E+00	4.33E+00	8.11E+00	U
WG	01	374967001	6/10/2015	Ag-108m	-3.08E-01	4.82E-01	1.52E+00	U
WG	01	374967001	6/10/2015	Ag-110m	-4.62E-01	5.58E-01	1.53E+00	U
WG	01	374967001	6/10/2015	Ba-140	1.86E+00	4.19E+00	8.57E+00	U
WG	01	374967001	6/10/2015	Be-7	9.88E+00	5.15E+00	1.57E+01	U
WG	01	374967001	6/10/2015	BETA	5.80E+00	8.22E-01	1.85E+00	
WG	01	374967001	6/10/2015	Bi-214	5.79E+00	2.30E+00	3.27E+00	X (1)
WG	01	374967001	6/10/2015	Ce-141	-1.75E+00	1.59E+00	3.27E+00	U
WG	01	374967001	6/10/2015	Ce-144	-4.17E-01	3.69E+00	1.19E+01	U
WG	01	374967001	6/10/2015	Co-57	-2.34E-01	6.26E-01	1.51E+00	U
WG	01	374967001	6/10/2015	Co-58	-3.46E-01	4.99E-01	1.58E+00	U
WG	01	374967001	6/10/2015	Co-60	-4.13E-02	5.39E-01	1.78E+00	U
WG	01	374967001	6/10/2015	Cr-51	-8.81E+00	5.58E+00	1.66E+01	U
WG	01	374967001	6/10/2015	Cs-134	-4.34E-01	5.55E-01	1.75E+00	U
WG	01	374967001	6/10/2015	Cs-137	1.10E-01	1.24E+00	1.70E+00	U
WG	01	374967001	6/10/2015	Fe-59	-1.82E+00	1.16E+00	3.38E+00	U
WG	01	374967001	6/10/2015	H-3	9.08E+01	1.49E+02	4.76E+02	U
WG	01	374967001	6/10/2015	I-131	8.34E-01	1.01E+00	3.32E+00	U
WG	01	374967001	6/10/2015	K-40	3.35E+00	9.59E+00	2.47E+01	U
WG	01	374967001	6/10/2015	La-140	-2.22E+00	1.44E+00	2.94E+00	U
WG	01	374967001	6/10/2015	Mn-54	-2.15E-01	4.91E-01	1.58E+00	U
WG	01	374967001	6/10/2015	Nb-95	-5.18E-01	5.79E-01	1.82E+00	U
WG	01	374967001	6/10/2015	Pb-212	-1.02E+00	1.68E+00	3.80E+00	U
WG	01	374967001	6/10/2015	Pb-214	9.91E+00	2.56E+00	5.36E+00	X (1)
WG	01	374967001	6/10/2015	Ru-103	-1.34E+00	7.47E-01	1.76E+00	U
WG	01	374967001	6/10/2015	Ru-106	6.41E+00	4.91E+00	1.62E+01	U
WG	01	374967001	6/10/2015	Sb-124	0.00E+00	2.36E+00	3.46E+00	U
WG	01	374967001	6/10/2015	Sb-125	-1.12E+00	2.19E+00	4.77E+00	U
WG	01	374967001	6/10/2015	Se-75	-2.89E-01	7.25E-01	2.40E+00	U
WG	01	374967001	6/10/2015	Th-228	-1.02E+00	1.68E+00	3.80E+00	U
WG	01	374967001	6/10/2015	Zn-65	1.50E+00	1.20E+00	3.55E+00	U
WG	01	374967001	6/10/2015	Zr-95	-6.95E-01	9.35E-01	2.97E+00	U
WG	01	381429001	9/16/2015	Ac-228	4.52E+00	2.54E+00	8.18E+00	U
WG	01	381429001	9/16/2015	Ag-108m	-1.46E-01	5.48E-01	1.78E+00	U
WG	01	381429001	9/16/2015	Ag-110m	2.63E-01	6.67E-01	1.89E+00	U
WG	01	381429001	9/16/2015	Ba-140	-1.93E+00	3.43E+00	1.09E+01	U
WG	01	381429001	9/16/2015	Be-7	1.02E+01	6.08E+00	1.91E+01	U
WG	01	381429001	9/16/2015	BETA	5.63E+00	1.32E+00	2.62E+00	
WG	01	381429001	9/16/2015	Bi-214	6.46E+00	2.86E+00	3.99E+00	X (1)
WG	01	381429001	9/16/2015	Ce-141	-1.00E+00	1.85E+00	4.12E+00	U
WG	01	381429001	9/16/2015	Ce-144	-7.78E+00	5.65E+00	1.52E+01	U
WG	01	381429001	9/16/2015	Co-57	-4.62E-01	6.16E-01	2.01E+00	U
WG	01	381429001	9/16/2015	Co-58	-1.11E+00	8.33E-01	2.05E+00	U
WG	01	381429001	9/16/2015	Co-60	1.21E+00	6.60E-01	2.14E+00	U
WG	01	381429001	9/16/2015	Cr-51	-6.30E+00	6.49E+00	2.05E+01	U
WG	01	381429001	9/16/2015	Cs-134	-7.16E-01	7.05E-01	2.13E+00	U
WG	01	381429001	9/16/2015	Cs-137	1.21E+00	7.70E-01	1.92E+00	U
WG	01	381429001	9/16/2015	Fe-59	2.49E-02	1.24E+00	4.15E+00	U
WG	01	381429001	9/16/2015	H-3	-5.10E+00	5.82E+01	1.92E+02	U
WG	01	381429001	9/16/2015	I-131	1.93E+00	1.36E+00	4.34E+00	U

Seabrook REMP Summary of 2015 Data

SAMPLE TYPE	STATION	LSN	END DATE	NUCLIDE	CONC (pCi/kg)	STD.DEV. (pCi/kg)	MDC (pCi/kg)	FLAGS
WG	01	381429001	9/16/2015	K-40	3.37E+01	1.19E+01	1.91E+01	
WG	01	381429001	9/16/2015	La-140	-3.96E-02	1.09E+00	3.56E+00	U
WG	01	381429001	9/16/2015	Mn-54	2.86E-01	5.91E-01	2.00E+00	U
WG	01	381429001	9/16/2015	Nb-95	1.13E+00	1.01E+00	2.37E+00	U
WG	01	381429001	9/16/2015	Pb-212	3.12E+00	1.76E+00	3.89E+00	U
WG	01	381429001	9/16/2015	Pb-214	9.46E+00	3.02E+00	4.68E+00	X (1)
WG	01	381429001	9/16/2015	Ru-103	1.77E-01	1.13E+00	2.13E+00	U
WG	01	381429001	9/16/2015	Ru-106	1.15E+00	5.69E+00	1.85E+01	U
WG	01	381429001	9/16/2015	Sb-124	2.66E+00	1.59E+00	5.22E+00	U
WG	01	381429001	9/16/2015	Sb-125	1.54E+00	1.80E+00	5.89E+00	U
WG	01	381429001	9/16/2015	Se-75	-4.65E-01	8.64E-01	2.81E+00	U
WG	01	381429001	9/16/2015	Th-228	3.12E+00	1.76E+00	3.89E+00	U
WG	01	381429001	9/16/2015	Zn-65	7.30E-02	1.43E+00	4.10E+00	U
WG	01	381429001	9/16/2015	Zr-95	8.33E-01	1.12E+00	3.66E+00	U
WG	01	387774003	12/9/2015	Ac-228	5.27E+00	5.19E+00	9.71E+00	U
WG	01	387774003	12/9/2015	Ag-108m	-6.19E-01	6.50E-01	2.09E+00	U
WG	01	387774003	12/9/2015	Ag-110m	-1.56E+00	7.62E-01	2.00E+00	U
WG	01	387774003	12/9/2015	Ba-140	1.25E+00	3.98E+00	1.32E+01	U
WG	01	387774003	12/9/2015	Be-7	-9.46E+00	6.51E+00	1.99E+01	U
WG	01	387774003	12/9/2015	BETA	2.40E+00	1.23E+00	3.45E+00	U
WG	01	387774003	12/9/2015	Bi-214	1.97E+02	1.00E+01	4.45E+00	X (1)
WG	01	387774003	12/9/2015	Ce-141	-9.60E-01	1.96E+00	4.96E+00	U
WG	01	387774003	12/9/2015	Ce-144	9.07E+00	5.55E+00	1.76E+01	U
WG	01	387774003	12/9/2015	Co-57	-1.14E-01	6.63E-01	2.25E+00	U
WG	01	387774003	12/9/2015	Co-58	-3.63E-01	7.44E-01	2.10E+00	U
WG	01	387774003	12/9/2015	Co-60	5.49E-01	7.05E-01	2.38E+00	U
WG	01	387774003	12/9/2015	Cr-51	-7.48E+00	7.73E+00	2.40E+01	U
WG	01	387774003	12/9/2015	Cs-134	-4.14E-01	6.93E-01	2.28E+00	U
WG	01	387774003	12/9/2015	Cs-137	1.41E+00	8.65E-01	2.36E+00	U
WG	01	387774003	12/9/2015	Fe-59	8.45E-01	1.42E+00	4.68E+00	U
WG	01	387774003	12/9/2015	H-3	3.40E+01	1.68E+02	5.47E+02	U
WG	01	387774003	12/9/2015	I-131	-3.15E-01	1.59E+00	5.08E+00	U
WG	01	387774003	12/9/2015	K-40	-2.19E+00	1.08E+01	2.64E+01	U
WG	01	387774003	12/9/2015	La-140	3.51E+00	1.75E+00	4.81E+00	U
WG	01	387774003	12/9/2015	Mn-54	3.52E-01	7.12E-01	2.07E+00	U
WG	01	387774003	12/9/2015	Nb-95	0.00E+00	2.42E+00	3.12E+00	U
WG	01	387774003	12/9/2015	Pb-212	6.37E-02	2.09E+00	4.68E+00	U
WG	01	387774003	12/9/2015	Pb-214	2.32E+02	1.11E+01	1.60E+01	X (1)
WG	01	387774003	12/9/2015	Ru-103	-9.99E-01	7.78E-01	2.41E+00	U
WG	01	387774003	12/9/2015	Ru-106	-1.20E+01	6.50E+00	1.83E+01	U
WG	01	387774003	12/9/2015	Sb-124	-4.20E-01	1.67E+00	5.42E+00	U
WG	01	387774003	12/9/2015	Sb-125	7.22E-01	1.96E+00	6.56E+00	U
WG	01	387774003	12/9/2015	Se-75	1.51E+00	1.17E+00	3.45E+00	U
WG	01	387774003	12/9/2015	Th-228	6.37E-02	2.09E+00	4.68E+00	U
WG	01	387774003	12/9/2015	Zn-65	3.67E+00	1.78E+00	4.73E+00	U
WG	01	387774003	12/9/2015	Zr-95	5.85E-02	1.24E+00	3.99E+00	U
WG	13	374967002	6/10/2015	Ac-228	-3.00E+00	3.47E+00	8.20E+00	U
WG	13	374967002	6/10/2015	Ag-108m	-3.86E-01	4.95E-01	1.57E+00	U
WG	13	374967002	6/10/2015	Ag-110m	-7.20E-01	5.29E-01	1.63E+00	U

Seabrook REMP Summary of 2015 Data

SAMPLE TYPE	STATION	LSN	END DATE	NUCLIDE	CONC (pCi/kg)	STD.DEV. (pCi/kg)	MDC (pCi/kg)	FLAGS
WG	13	374967002	6/10/2015	Ba-140	4.74E-01	2.73E+00	8.90E+00	U
WG	13	374967002	6/10/2015	Be-7	-6.93E+00	5.12E+00	1.53E+01	U
WG	13	374967002	6/10/2015	BETA	6.14E+00	1.38E+00	2.57E+00	
WG	13	374967002	6/10/2015	Bi-214	5.23E+01	3.66E+00	3.51E+00	X (1)
WG	13	374967002	6/10/2015	Ce-141	1.45E+00	1.77E+00	3.33E+00	U
WG	13	374967002	6/10/2015	Ce-144	3.16E+00	3.94E+00	1.28E+01	U
WG	13	374967002	6/10/2015	Co-57	7.04E-02	5.20E-01	1.71E+00	U
WG	13	374967002	6/10/2015	Co-58	-4.75E-01	5.40E-01	1.71E+00	U
WG	13	374967002	6/10/2015	Co-60	-1.99E-01	5.78E-01	1.91E+00	U
WG	13	374967002	6/10/2015	Cr-51	-4.63E+00	5.44E+00	1.76E+01	U
WG	13	374967002	6/10/2015	Cs-134	1.17E-01	5.73E-01	1.92E+00	U
WG	13	374967002	6/10/2015	Cs-137	4.47E-01	5.86E-01	1.99E+00	U
WG	13	374967002	6/10/2015	Fe-59	-2.29E+00	1.28E+00	3.44E+00	U
WG	13	374967002	6/10/2015	H-3	9.14E+01	1.47E+02	4.70E+02	U
WG	13	374967002	6/10/2015	I-131	-1.35E+00	1.06E+00	3.26E+00	U
WG	13	374967002	6/10/2015	K-40	-7.09E+00	1.12E+01	2.59E+01	U
WG	13	374967002	6/10/2015	La-140	-8.72E-01	9.41E-01	2.90E+00	U
WG	13	374967002	6/10/2015	Mn-54	3.50E-01	6.00E-01	1.76E+00	U
WG	13	374967002	6/10/2015	Nb-95	2.07E+00	8.15E-01	2.14E+00	U
WG	13	374967002	6/10/2015	Pb-212	4.60E+00	1.79E+00	3.39E+00	
WG	13	374967002	6/10/2015	Pb-214	6.20E+01	4.15E+00	9.60E+00	X (1)
WG	13	374967002	6/10/2015	Ru-103	-1.24E+00	6.83E-01	1.91E+00	U
WG	13	374967002	6/10/2015	Ru-106	5.65E+00	5.38E+00	1.53E+01	U
WG	13	374967002	6/10/2015	Sb-124	3.32E+00	2.12E+00	5.01E+00	U
WG	13	374967002	6/10/2015	Sb-125	-1.08E+00	1.60E+00	5.12E+00	U
WG	13	374967002	6/10/2015	Se-75	-1.94E-01	7.54E-01	2.54E+00	U
WG	13	374967002	6/10/2015	Th-228	4.60E+00	1.79E+00	3.39E+00	
WG	13	374967002	6/10/2015	Zn-65	2.88E+00	1.38E+00	3.84E+00	U
WG	13	374967002	6/10/2015	Zr-95	-1.34E+00	1.01E+00	3.07E+00	U
WG	13	381429002	9/16/2015	Ac-228	-3.68E+00	2.82E+00	6.78E+00	U
WG	13	381429002	9/16/2015	Ag-108m	-3.28E-01	4.48E-01	1.41E+00	U
WG	13	381429002	9/16/2015	Ag-110m	2.13E-02	4.85E-01	1.63E+00	U
WG	13	381429002	9/16/2015	Ba-140	9.10E-01	2.67E+00	8.66E+00	U
WG	13	381429002	9/16/2015	Be-7	7.53E+00	4.70E+00	1.49E+01	U
WG	13	381429002	9/16/2015	BETA	7.03E-01	9.78E-01	3.00E+00	U
WG	13	381429002	9/16/2015	Bi-214	1.23E+00	1.65E+00	4.09E+00	U
WG	13	381429002	9/16/2015	Ce-141	1.56E+00	1.05E+00	3.27E+00	U
WG	13	381429002	9/16/2015	Ce-144	-8.03E-01	3.58E+00	1.15E+01	U
WG	13	381429002	9/16/2015	Co-57	1.53E-01	4.55E-01	1.48E+00	U
WG	13	381429002	9/16/2015	Co-58	-2.05E-01	5.54E-01	1.70E+00	U
WG	13	381429002	9/16/2015	Co-60	-2.39E-01	5.38E-01	1.75E+00	U
WG	13	381429002	9/16/2015	Cr-51	-5.61E+00	5.10E+00	1.59E+01	U
WG	13	381429002	9/16/2015	Cs-134	-1.01E+00	5.95E-01	1.56E+00	U
WG	13	381429002	9/16/2015	Cs-137	-8.89E-01	5.64E-01	1.67E+00	U
WG	13	381429002	9/16/2015	Fe-59	-2.05E+00	1.42E+00	3.35E+00	U
WG	13	381429002	9/16/2015	H-3	4.11E+01	5.98E+01	1.94E+02	U
WG	13	381429002	9/16/2015	I-131	-1.47E+00	1.10E+00	3.34E+00	U
WG	13	381429002	9/16/2015	K-40	-2.37E+01	1.28E+01	2.50E+01	U
WG	13	381429002	9/16/2015	La-140	-9.60E-01	1.19E+00	3.08E+00	U
WG	13	381429002	9/16/2015	Mn-54	3.13E-01	5.11E-01	1.71E+00	U

Seabrook REMP Summary of 2015 Data

SAMPLE TYPE	STATION	LSN	END DATE	NUCLIDE	CONC (pCi/kg)	STD.DEV. (pCi/kg)	MDC (pCi/kg)	FLAGS
WG	13	381429002	9/16/2015	Nb-95	-3.03E-01	5.26E-01	1.70E+00	U
WG	13	381429002	9/16/2015	Pb-212	2.30E+00	1.64E+00	2.98E+00	U
WG	13	381429002	9/16/2015	Pb-214	-8.83E-01	1.79E+00	4.04E+00	U
WG	13	381429002	9/16/2015	Ru-103	-3.80E-01	5.84E-01	1.83E+00	U
WG	13	381429002	9/16/2015	Ru-106	1.91E+00	4.55E+00	1.55E+01	U
WG	13	381429002	9/16/2015	Sb-124	3.10E-01	1.33E+00	4.39E+00	U
WG	13	381429002	9/16/2015	Sb-125	1.44E+00	1.56E+00	4.52E+00	U
WG	13	381429002	9/16/2015	Se-75	1.05E+00	7.96E-01	2.32E+00	U
WG	13	381429002	9/16/2015	Th-228	2.30E+00	1.64E+00	2.98E+00	U
WG	13	381429002	9/16/2015	Zn-65	3.50E-01	1.20E+00	3.41E+00	U
WG	13	381429002	9/16/2015	Zr-95	9.21E-01	9.56E-01	3.20E+00	U
WG	13	387774001	12/9/2015	Ac-228	4.47E-01	4.58E+00	6.64E+00	U
WG	13	387774001	12/9/2015	Ag-108m	-2.69E-01	4.91E-01	1.63E+00	U
WG	13	387774001	12/9/2015	Ag-110m	-4.92E-01	5.54E-01	1.74E+00	U
WG	13	387774001	12/9/2015	Ba-140	-2.24E+00	3.00E+00	9.68E+00	U
WG	13	387774001	12/9/2015	Be-7	3.69E+00	4.87E+00	1.63E+01	U
WG	13	387774001	12/9/2015	BETA	6.35E+00	1.50E+00	3.21E+00	
WG	13	387774001	12/9/2015	Bi-214	-1.26E+00	2.56E+00	4.65E+00	U
WG	13	387774001	12/9/2015	Ce-141	2.76E+00	1.24E+00	3.69E+00	U
WG	13	387774001	12/9/2015	Ce-144	-3.02E+00	4.00E+00	1.23E+01	U
WG	13	387774001	12/9/2015	Co-57	1.20E-01	5.28E-01	1.68E+00	U
WG	13	387774001	12/9/2015	Co-58	-5.13E-01	5.56E-01	1.71E+00	U
WG	13	387774001	12/9/2015	Co-60	-7.43E-01	6.02E-01	1.79E+00	U
WG	13	387774001	12/9/2015	Cr-51	-1.36E+00	7.82E+00	1.85E+01	U
WG	13	387774001	12/9/2015	Cs-134	-1.02E+00	6.71E-01	1.94E+00	U
WG	13	387774001	12/9/2015	Cs-137	-2.52E+00	1.16E+00	1.96E+00	U
WG	13	387774001	12/9/2015	Fe-59	1.37E+00	1.21E+00	3.96E+00	U
WG	13	387774001	12/9/2015	H-3	7.34E+01	1.76E+02	5.66E+02	U
WG	13	387774001	12/9/2015	I-131	1.12E+00	1.27E+00	4.09E+00	U
WG	13	387774001	12/9/2015	K-40	0.00E+00	1.49E+01	1.84E+01	U
WG	13	387774001	12/9/2015	La-140	-9.16E-01	1.03E+00	3.24E+00	U
WG	13	387774001	12/9/2015	Mn-54	-9.70E-01	8.77E-01	1.77E+00	U
WG	13	387774001	12/9/2015	Nb-95	-1.56E+00	1.03E+00	1.95E+00	U
WG	13	387774001	12/9/2015	Pb-212	1.49E-01	1.97E+00	3.39E+00	U
WG	13	387774001	12/9/2015	Pb-214	-9.64E-01	2.39E+00	4.86E+00	U
WG	13	387774001	12/9/2015	Ru-103	2.10E-01	6.06E-01	2.03E+00	U
WG	13	387774001	12/9/2015	Ru-106	-5.63E+00	5.12E+00	1.59E+01	U
WG	13	387774001	12/9/2015	Sb-124	-3.81E-01	1.26E+00	4.11E+00	U
WG	13	387774001	12/9/2015	Sb-125	-1.70E-02	1.64E+00	4.83E+00	U
WG	13	387774001	12/9/2015	Se-75	1.01E+00	7.94E-01	2.54E+00	U
WG	13	387774001	12/9/2015	Th-228	1.49E-01	1.97E+00	3.39E+00	U
WG	13	387774001	12/9/2015	Zn-65	1.33E+00	1.21E+00	3.50E+00	U
WG	13	387774001	12/9/2015	Zr-95	-3.90E-01	1.02E+00	3.26E+00	U
WG	14	374967003	6/10/2015	Ac-228	3.03E+00	5.69E+00	9.27E+00	U
WG	14	374967003	6/10/2015	Ag-108m	2.40E-01	6.11E-01	2.00E+00	U
WG	14	374967003	6/10/2015	Ag-110m	-5.80E-01	5.97E-01	1.90E+00	U
WG	14	374967003	6/10/2015	Ba-140	4.80E-01	3.42E+00	1.10E+01	U
WG	14	374967003	6/10/2015	Be-7	-1.98E+00	5.86E+00	1.88E+01	U
WG	14	374967003	6/10/2015	BETA	2.05E+00	1.03E+00	2.86E+00	U

Seabrook REMP Summary of 2015 Data

SAMPLE TYPE	STATION	LSN	END DATE	NUCLIDE	CONC (pCi/kg)	STD.DEV. (pCi/kg)	MDC (pCi/kg)	FLAGS
WG	14	374967003	6/10/2015	Bi-214	9.73E+01	5.93E+00	3.91E+00	X (1)
WG	14	374967003	6/10/2015	Ce-141	-1.03E+00	1.59E+00	4.41E+00	U
WG	14	374967003	6/10/2015	Ce-144	4.15E+00	5.31E+00	1.69E+01	U
WG	14	374967003	6/10/2015	Co-57	5.29E-01	6.81E-01	2.18E+00	U
WG	14	374967003	6/10/2015	Co-58	-5.33E-01	7.15E-01	1.95E+00	U
WG	14	374967003	6/10/2015	Co-60	9.38E-01	6.70E-01	2.25E+00	U
WG	14	374967003	6/10/2015	Cr-51	2.43E+00	6.72E+00	2.23E+01	U
WG	14	374967003	6/10/2015	Cs-134	-1.87E-01	6.31E-01	2.07E+00	U
WG	14	374967003	6/10/2015	Cs-137	5.08E-01	7.20E-01	2.14E+00	U
WG	14	374967003	6/10/2015	Fe-59	7.98E-01	1.32E+00	4.32E+00	U
WG	14	374967003	6/10/2015	H-3	-8.19E+01	1.28E+02	4.35E+02	U
WG	14	374967003	6/10/2015	I-131	-1.93E+00	1.34E+00	4.02E+00	U
WG	14	374967003	6/10/2015	K-40	7.28E+00	1.61E+01	2.06E+01	U
WG	14	374967003	6/10/2015	La-140	4.67E-01	1.06E+00	3.56E+00	U
WG	14	374967003	6/10/2015	Mn-54	-5.92E-01	6.51E-01	2.04E+00	U
WG	14	374967003	6/10/2015	Nb-95	0.00E+00	1.32E+00	2.80E+00	U
WG	14	374967003	6/10/2015	Pb-212	-6.25E-01	1.74E+00	4.64E+00	U
WG	14	374967003	6/10/2015	Pb-214	1.14E+02	6.35E+00	4.90E+00	X (1)
WG	14	374967003	6/10/2015	Ru-103	-1.55E+00	7.86E-01	2.12E+00	U
WG	14	374967003	6/10/2015	Ru-106	1.60E+00	5.46E+00	1.85E+01	U
WG	14	374967003	6/10/2015	Sb-124	1.93E+00	1.46E+00	4.90E+00	U
WG	14	374967003	6/10/2015	Sb-125	-1.45E+00	1.87E+00	5.89E+00	U
WG	14	374967003	6/10/2015	Se-75	-1.28E+00	9.99E-01	3.12E+00	U
WG	14	374967003	6/10/2015	Th-228	-6.25E-01	1.74E+00	4.64E+00	U
WG	14	374967003	6/10/2015	Zn-65	8.10E-03	1.66E+00	4.64E+00	U
WG	14	374967003	6/10/2015	Zr-95	8.43E-01	1.19E+00	3.98E+00	U
WG	14	381429003	9/16/2015	Ac-228	-2.74E+00	3.54E+00	9.19E+00	U
WG	14	381429003	9/16/2015	Ag-108m	-9.12E-02	6.57E-01	2.19E+00	U
WG	14	381429003	9/16/2015	Ag-110m	-6.92E-01	6.63E-01	1.93E+00	U
WG	14	381429003	9/16/2015	Ba-140	-3.96E+00	3.89E+00	1.23E+01	U
WG	14	381429003	9/16/2015	Be-7	-4.19E+00	7.32E+00	2.07E+01	U
WG	14	381429003	9/16/2015	BETA	1.39E+00	1.07E+00	3.20E+00	U
WG	14	381429003	9/16/2015	Bi-214	2.75E+02	1.24E+01	4.55E+00	X (1)
WG	14	381429003	9/16/2015	Ce-141	-8.40E-01	1.85E+00	5.08E+00	U
WG	14	381429003	9/16/2015	Ce-144	4.77E+00	5.62E+00	1.84E+01	U
WG	14	381429003	9/16/2015	Co-57	8.12E-01	7.23E-01	2.34E+00	U
WG	14	381429003	9/16/2015	Co-58	3.59E-01	7.72E-01	2.18E+00	U
WG	14	381429003	9/16/2015	Co-60	-1.12E-01	6.88E-01	2.25E+00	U
WG	14	381429003	9/16/2015	Cr-51	2.10E+00	8.70E+00	2.44E+01	U
WG	14	381429003	9/16/2015	Cs-134	1.84E-01	7.46E-01	2.43E+00	U
WG	14	381429003	9/16/2015	Cs-137	1.07E-01	8.01E-01	2.28E+00	U
WG	14	381429003	9/16/2015	Fe-59	-1.75E+00	1.53E+00	4.76E+00	U
WG	14	381429003	9/16/2015	H-3	3.86E+01	5.92E+01	1.92E+02	U
WG	14	381429003	9/16/2015	I-131	2.20E+00	1.54E+00	4.99E+00	U
WG	14	381429003	9/16/2015	K-40	1.18E+01	1.34E+01	2.10E+01	U
WG	14	381429003	9/16/2015	La-140	-6.11E-01	1.48E+00	4.01E+00	U
WG	14	381429003	9/16/2015	Mn-54	1.34E+00	7.95E-01	2.16E+00	U
WG	14	381429003	9/16/2015	Nb-95	0.00E+00	2.65E+00	3.34E+00	U
WG	14	381429003	9/16/2015	Pb-212	2.33E+00	2.21E+00	4.81E+00	U
WG	14	381429003	9/16/2015	Pb-214	3.09E+02	1.43E+01	5.68E+00	X (1)

Seabrook REMP Summary of 2015 Data

SAMPLE TYPE	STATION	LSN	END DATE	NUCLIDE	CONC (pCi/kg)	STD.DEV. (pCi/kg)	MDC (pCi/kg)	FLAGS
WG	14	381429003	9/16/2015	Ru-103	-6.33E-01	7.61E-01	2.45E+00	U
WG	14	381429003	9/16/2015	Ru-106	-1.28E+00	5.83E+00	1.90E+01	U
WG	14	381429003	9/16/2015	Sb-124	-8.45E-01	1.57E+00	4.94E+00	U
WG	14	381429003	9/16/2015	Sb-125	-9.16E-01	2.03E+00	6.71E+00	U
WG	14	381429003	9/16/2015	Se-75	-7.92E-01	1.13E+00	3.58E+00	U
WG	14	381429003	9/16/2015	Th-228	2.33E+00	2.21E+00	4.81E+00	U
WG	14	381429003	9/16/2015	Zn-65	9.69E-01	2.75E+00	5.04E+00	U
WG	14	381429003	9/16/2015	Zr-95	-1.92E+00	1.27E+00	3.70E+00	U
WG	14	387774002	12/9/2015	Ac-228	0.00E+00	3.02E+00	6.83E+00	U
WG	14	387774002	12/9/2015	Ag-108m	1.97E-02	4.18E-01	1.41E+00	U
WG	14	387774002	12/9/2015	Ag-110m	1.70E-02	4.83E-01	1.58E+00	U
WG	14	387774002	12/9/2015	Ba-140	4.79E-01	2.76E+00	9.21E+00	U
WG	14	387774002	12/9/2015	Be-7	-3.33E+00	4.74E+00	1.40E+01	U
WG	14	387774002	12/9/2015	BETA	2.91E+00	1.19E+00	3.16E+00	U
WG	14	387774002	12/9/2015	Bi-214	-3.01E+00	1.99E+00	3.64E+00	U
WG	14	387774002	12/9/2015	Ce-141	-3.27E+00	1.54E+00	3.01E+00	U
WG	14	387774002	12/9/2015	Ce-144	-1.77E+00	3.38E+00	1.07E+01	U
WG	14	387774002	12/9/2015	Co-57	-2.14E-01	4.29E-01	1.36E+00	U
WG	14	387774002	12/9/2015	Co-58	3.44E-01	5.03E-01	1.64E+00	U
WG	14	387774002	12/9/2015	Co-60	3.32E-02	4.94E-01	1.66E+00	U
WG	14	387774002	12/9/2015	Cr-51	-5.62E+00	5.14E+00	1.58E+01	U
WG	14	387774002	12/9/2015	Cs-134	5.84E-01	5.37E-01	1.74E+00	U
WG	14	387774002	12/9/2015	Cs-137	1.16E-01	5.28E-01	1.73E+00	U
WG	14	387774002	12/9/2015	Fe-59	2.60E+00	2.03E+00	3.20E+00	U
WG	14	387774002	12/9/2015	H-3	1.33E+02	1.65E+02	5.19E+02	U
WG	14	387774002	12/9/2015	I-131	1.12E+00	1.14E+00	3.68E+00	U
WG	14	387774002	12/9/2015	K-40	1.36E+01	8.14E+00	1.77E+01	U
WG	14	387774002	12/9/2015	La-140	3.92E-01	8.48E-01	2.85E+00	U
WG	14	387774002	12/9/2015	Mn-54	3.96E-01	4.91E-01	1.66E+00	U
WG	14	387774002	12/9/2015	Nb-95	-1.14E-01	5.32E-01	1.71E+00	U
WG	14	387774002	12/9/2015	Pb-212	5.47E-01	1.62E+00	3.43E+00	U
WG	14	387774002	12/9/2015	Pb-214	1.42E+00	2.03E+00	3.88E+00	U
WG	14	387774002	12/9/2015	Ru-103	1.52E-01	6.28E-01	1.84E+00	U
WG	14	387774002	12/9/2015	Ru-106	-3.53E+00	4.51E+00	1.43E+01	U
WG	14	387774002	12/9/2015	Sb-124	-1.28E+00	1.28E+00	3.86E+00	U
WG	14	387774002	12/9/2015	Sb-125	-4.06E-01	1.28E+00	4.30E+00	U
WG	14	387774002	12/9/2015	Se-75	-3.87E-01	6.81E-01	2.21E+00	U
WG	14	387774002	12/9/2015	Th-228	5.47E-01	1.62E+00	3.43E+00	U
WG	14	387774002	12/9/2015	Zn-65	-1.55E+00	1.10E+00	3.21E+00	U
WG	14	387774002	12/9/2015	Zr-95	2.55E-01	9.08E-01	2.96E+00	U

Seabrook REMP Summary of 2015 Data

SAMPLE TYPE	STATION	LSN	END DATE	NUCLIDE	CONC (pCi/kg)	STD.DEV. (pCi/kg)	MDC (pCi/kg)	FLAGS
WS	01	366099001	1/21/2015	Ac-228	4.83E+00	4.36E+00	7.03E+00	U
WS	01	366099001	1/21/2015	Ag-108m	-1.43E-01	4.96E-01	1.59E+00	U
WS	01	366099001	1/21/2015	Ag-110m	-1.11E-01	5.47E-01	1.80E+00	U
WS	01	366099001	1/21/2015	Ba-140	-1.66E+00	4.00E+00	1.33E+01	U
WS	01	366099001	1/21/2015	Be-7	4.57E+00	5.50E+00	1.76E+01	U
WS	01	366099001	1/21/2015	Bi-214	0.00E+00	2.42E+00	3.73E+00	U
WS	01	366099001	1/21/2015	Ce-141	0.00E+00	1.55E+00	3.76E+00	U
WS	01	366099001	1/21/2015	Ce-144	6.97E+00	4.17E+00	1.28E+01	U
WS	01	366099001	1/21/2015	Co-57	4.81E-01	4.98E-01	1.61E+00	U
WS	01	366099001	1/21/2015	Co-58	-8.09E-01	6.42E-01	1.92E+00	U
WS	01	366099001	1/21/2015	Co-60	4.47E-01	6.50E-01	2.13E+00	U
WS	01	366099001	1/21/2015	Cr-51	-3.81E-01	6.11E+00	2.02E+01	U
WS	01	366099001	1/21/2015	Cs-134	4.97E-01	7.77E-01	2.20E+00	U
WS	01	366099001	1/21/2015	Cs-137	8.37E-01	6.23E-01	2.01E+00	U
WS	01	366099001	1/21/2015	Fe-59	-1.59E+00	1.61E+00	4.25E+00	U
WS	01	366099001	1/21/2015	I-131	-1.30E+00	1.77E+00	5.63E+00	U
WS	01	366099001	1/21/2015	K-40	3.28E+02	2.37E+01	1.71E+01	
WS	01	366099001	1/21/2015	La-140	-4.71E-01	1.30E+00	4.23E+00	U
WS	01	366099001	1/21/2015	Mn-54	-1.39E+00	6.71E-01	1.78E+00	U
WS	01	366099001	1/21/2015	Nb-95	2.33E-01	9.74E-01	1.96E+00	U
WS	01	366099001	1/21/2015	Pb-212	1.47E+00	1.75E+00	3.86E+00	U
WS	01	366099001	1/21/2015	Pb-214	-1.82E+00	2.36E+00	4.62E+00	U
WS	01	366099001	1/21/2015	Ru-103	4.39E-01	7.20E-01	2.13E+00	U
WS	01	366099001	1/21/2015	Ru-106	4.76E-01	5.06E+00	1.68E+01	U
WS	01	366099001	1/21/2015	Sb-124	-1.91E+00	1.42E+00	4.19E+00	U
WS	01	366099001	1/21/2015	Sb-125	-1.09E+00	1.55E+00	4.88E+00	U
WS	01	366099001	1/21/2015	Se-75	-1.42E+00	9.27E-01	2.48E+00	U
WS	01	366099001	1/21/2015	Th-228	1.47E+00	1.75E+00	3.86E+00	U
WS	01	366099001	1/21/2015	Zn-65	3.44E-01	1.42E+00	4.07E+00	U
WS	01	366099001	1/21/2015	Zr-95	-5.97E-01	1.13E+00	3.60E+00	U
WS	01	367547001	2/19/2015	Ac-228	-1.40E+00	3.62E+00	8.18E+00	U
WS	01	367547001	2/19/2015	Ag-108m	4.47E-01	5.14E-01	1.65E+00	U
WS	01	367547001	2/19/2015	Ag-110m	-7.38E-01	5.81E-01	1.78E+00	U
WS	01	367547001	2/19/2015	Ba-140	-1.58E+00	2.79E+00	9.17E+00	U
WS	01	367547001	2/19/2015	Be-7	6.59E+00	5.26E+00	1.66E+01	U
WS	01	367547001	2/19/2015	Bi-214	-3.74E+00	2.41E+00	4.44E+00	U
WS	01	367547001	2/19/2015	Ce-141	8.49E-01	1.11E+00	3.21E+00	U
WS	01	367547001	2/19/2015	Ce-144	6.16E+00	3.97E+00	1.23E+01	U
WS	01	367547001	2/19/2015	Co-57	9.42E-01	5.19E-01	1.58E+00	U
WS	01	367547001	2/19/2015	Co-58	-8.47E-02	5.71E-01	1.84E+00	U
WS	01	367547001	2/19/2015	Co-60	3.51E-01	7.02E-01	1.98E+00	U
WS	01	367547001	2/19/2015	Cr-51	1.08E+01	5.87E+00	1.81E+01	U
WS	01	367547001	2/19/2015	Cs-134	7.48E-01	6.57E-01	2.12E+00	U
WS	01	367547001	2/19/2015	Cs-137	-1.80E+00	1.27E+00	1.96E+00	U
WS	01	367547001	2/19/2015	Fe-59	7.78E-01	1.31E+00	3.78E+00	U
WS	01	367547001	2/19/2015	I-131	9.56E-01	1.04E+00	3.37E+00	U
WS	01	367547001	2/19/2015	K-40	3.18E+02	2.28E+01	1.82E+01	
WS	01	367547001	2/19/2015	La-140	3.75E-01	8.85E-01	2.97E+00	U
WS	01	367547001	2/19/2015	Mn-54	9.77E-01	7.03E-01	1.83E+00	U
WS	01	367547001	2/19/2015	Nb-95	-4.78E-01	7.02E-01	1.90E+00	U

Seabrook REMP Summary of 2015 Data

SAMPLE TYPE	STATION	LSN	END DATE	NUCLIDE	CONC (pCi/kg)	STD.DEV. (pCi/kg)	MDC (pCi/kg)	FLAGS
WS	01	367547001	2/19/2015	Pb-212	-4.06E-01	1.57E+00	3.69E+00	U
WS	01	367547001	2/19/2015	Pb-214	7.05E-01	2.53E+00	4.44E+00	U
WS	01	367547001	2/19/2015	Ru-103	-1.01E-01	5.53E-01	1.86E+00	U
WS	01	367547001	2/19/2015	Ru-106	-1.74E+00	4.92E+00	1.61E+01	U
WS	01	367547001	2/19/2015	Sb-124	0.00E+00	2.65E+00	4.55E+00	U
WS	01	367547001	2/19/2015	Sb-125	2.50E+00	1.69E+00	5.28E+00	U
WS	01	367547001	2/19/2015	Se-75	9.01E-01	7.52E-01	2.46E+00	U
WS	01	367547001	2/19/2015	Th-228	-4.06E-01	1.57E+00	3.69E+00	U
WS	01	367547001	2/19/2015	Zn-65	-2.61E+00	1.46E+00	4.11E+00	U
WS	01	367547001	2/19/2015	Zr-95	3.48E-01	1.04E+00	3.41E+00	U
WS	01	372391001	2/21/2015	H-3	-1.46E+02	7.60E+01	2.60E+02	U
WS	01	369644001	3/23/2015	Ac-228	-4.48E+00	3.96E+00	9.30E+00	U
WS	01	369644001	3/23/2015	Ag-108m	-4.64E-01	6.12E-01	1.89E+00	U
WS	01	369644001	3/23/2015	Ag-110m	-1.54E+00	7.97E-01	1.83E+00	U
WS	01	369644001	3/23/2015	Ba-140	2.16E+00	3.45E+00	1.16E+01	U
WS	01	369644001	3/23/2015	Be-7	3.62E+00	5.76E+00	1.95E+01	U
WS	01	369644001	3/23/2015	Bi-214	4.23E+00	2.75E+00	5.20E+00	U
WS	01	369644001	3/23/2015	Ce-141	-1.39E+00	1.87E+00	3.96E+00	U
WS	01	369644001	3/23/2015	Ce-144	-1.48E+00	5.13E+00	1.44E+01	U
WS	01	369644001	3/23/2015	Co-57	-7.42E-01	6.88E-01	1.86E+00	U
WS	01	369644001	3/23/2015	Co-58	-3.27E-01	6.46E-01	2.04E+00	U
WS	01	369644001	3/23/2015	Co-60	-7.03E-01	7.78E-01	2.18E+00	U
WS	01	369644001	3/23/2015	Cr-51	-3.54E+00	6.75E+00	2.17E+01	U
WS	01	369644001	3/23/2015	Cs-134	8.76E-01	7.33E-01	2.38E+00	U
WS	01	369644001	3/23/2015	Cs-137	9.63E-02	1.02E+00	2.36E+00	U
WS	01	369644001	3/23/2015	Fe-59	-6.70E-01	1.45E+00	4.71E+00	U
WS	01	369644001	3/23/2015	I-131	-1.56E-01	1.31E+00	4.23E+00	U
WS	01	369644001	3/23/2015	K-40	3.29E+02	2.44E+01	2.19E+01	
WS	01	369644001	3/23/2015	La-140	-8.45E-01	1.19E+00	3.79E+00	U
WS	01	369644001	3/23/2015	Mn-54	3.43E-01	6.25E-01	2.04E+00	U
WS	01	369644001	3/23/2015	Nb-95	5.41E-01	6.87E-01	2.26E+00	U
WS	01	369644001	3/23/2015	Pb-212	1.49E+00	2.22E+00	3.87E+00	U
WS	01	369644001	3/23/2015	Pb-214	-1.73E+00	2.45E+00	5.23E+00	U
WS	01	369644001	3/23/2015	Ru-103	-2.06E+00	8.65E-01	2.25E+00	U
WS	01	369644001	3/23/2015	Ru-106	-5.53E+00	5.97E+00	1.88E+01	U
WS	01	369644001	3/23/2015	Sb-124	4.20E-01	1.47E+00	4.95E+00	U
WS	01	369644001	3/23/2015	Sb-125	-3.17E+00	2.03E+00	5.81E+00	U
WS	01	369644001	3/23/2015	Se-75	1.34E-01	9.04E-01	3.00E+00	U
WS	01	369644001	3/23/2015	Th-228	1.49E+00	2.22E+00	3.87E+00	U
WS	01	369644001	3/23/2015	Zn-65	1.52E+00	1.44E+00	4.80E+00	U
WS	01	369644001	3/23/2015	Zr-95	3.87E-01	1.18E+00	3.89E+00	U
WS	01	371837001	4/23/2015	Ac-228	8.31E-01	3.70E+00	8.55E+00	U
WS	01	371837001	4/23/2015	Ag-108m	2.22E-02	5.37E-01	1.72E+00	U
WS	01	371837001	4/23/2015	Ag-110m	-1.31E+00	8.44E-01	1.81E+00	U
WS	01	371837001	4/23/2015	Ba-140	-2.47E+00	2.73E+00	8.64E+00	U
WS	01	371837001	4/23/2015	Be-7	-3.29E+00	5.11E+00	1.67E+01	U
WS	01	371837001	4/23/2015	Bi-214	4.55E+00	1.67E+00	4.59E+00	U
WS	01	371837001	4/23/2015	Ce-141	-2.76E+00	1.53E+00	3.33E+00	U
WS	01	371837001	4/23/2015	Ce-144	-5.35E+00	5.04E+00	1.28E+01	U

Seabrook REMP Summary of 2015 Data

SAMPLE TYPE	STATION	LSN	END DATE	NUCLIDE	CONC (pCi/kg)	STD.DEV. (pCi/kg)	MDC (pCi/kg)	FLAGS
WS	01	371837001	4/23/2015	Co-57	5.05E-01	5.31E-01	1.71E+00	U
WS	01	371837001	4/23/2015	Co-58	-1.08E+00	6.51E-01	1.90E+00	U
WS	01	371837001	4/23/2015	Co-60	-1.40E+00	9.65E-01	2.38E+00	U
WS	01	371837001	4/23/2015	Cr-51	3.27E+00	6.20E+00	1.89E+01	U
WS	01	371837001	4/23/2015	Cs-134	7.73E-01	6.81E-01	2.20E+00	U
WS	01	371837001	4/23/2015	Cs-137	-5.40E-01	6.11E-01	1.90E+00	U
WS	01	371837001	4/23/2015	Fe-59	1.58E+00	2.35E+00	4.37E+00	U
WS	01	371837001	4/23/2015	I-131	-1.39E-01	9.79E-01	2.92E+00	U
WS	01	371837001	4/23/2015	K-40	3.58E+02	2.70E+01	1.91E+01	
WS	01	371837001	4/23/2015	La-140	-3.66E-01	9.58E-01	3.07E+00	U
WS	01	371837001	4/23/2015	Mn-54	-1.56E-01	6.38E-01	2.12E+00	U
WS	01	371837001	4/23/2015	Nb-95	8.30E-01	7.37E-01	2.09E+00	U
WS	01	371837001	4/23/2015	Pb-212	1.40E-01	2.35E+00	4.36E+00	U
WS	01	371837001	4/23/2015	Pb-214	-9.38E-01	2.05E+00	4.94E+00	U
WS	01	371837001	4/23/2015	Ru-103	3.70E-01	6.90E-01	2.03E+00	U
WS	01	371837001	4/23/2015	Ru-106	1.77E-01	5.60E+00	1.84E+01	U
WS	01	371837001	4/23/2015	Sb-124	1.21E+00	1.68E+00	5.59E+00	U
WS	01	371837001	4/23/2015	Sb-125	9.71E-01	1.72E+00	5.56E+00	U
WS	01	371837001	4/23/2015	Se-75	2.94E-01	8.19E-01	2.73E+00	U
WS	01	371837001	4/23/2015	Th-228	1.40E-01	2.35E+00	4.36E+00	U
WS	01	371837001	4/23/2015	Zn-65	-7.77E-01	1.44E+00	4.56E+00	U
WS	01	371837001	4/23/2015	Zr-95	-1.16E+00	1.10E+00	3.31E+00	U
WS	01	373779001	5/20/2015	Ac-228	8.36E-01	3.11E+00	6.55E+00	U
WS	01	373779001	5/20/2015	Ag-108m	-3.91E-01	5.88E-01	1.30E+00	U
WS	01	373779001	5/20/2015	Ag-110m	-9.74E-01	4.83E-01	1.34E+00	U
WS	01	373779001	5/20/2015	Ba-140	1.62E+00	3.07E+00	1.03E+01	U
WS	01	373779001	5/20/2015	Be-7	-9.87E-01	4.39E+00	1.40E+01	U
WS	01	373779001	5/20/2015	Bi-214	-1.36E+00	1.88E+00	3.41E+00	U
WS	01	373779001	5/20/2015	Ce-141	-8.59E-01	1.46E+00	3.03E+00	U
WS	01	373779001	5/20/2015	Ce-144	2.82E+00	3.12E+00	9.85E+00	U
WS	01	373779001	5/20/2015	Co-57	5.19E-01	4.06E-01	1.26E+00	U
WS	01	373779001	5/20/2015	Co-58	5.74E-02	4.58E-01	1.50E+00	U
WS	01	373779001	5/20/2015	Co-60	6.84E-02	4.76E-01	1.57E+00	U
WS	01	373779001	5/20/2015	Cr-51	1.70E+00	4.83E+00	1.59E+01	U
WS	01	373779001	5/20/2015	Cs-134	3.95E-01	4.95E-01	1.62E+00	U
WS	01	373779001	5/20/2015	Cs-137	6.30E-01	4.81E-01	1.56E+00	U
WS	01	373779001	5/20/2015	Fe-59	-8.21E-01	1.03E+00	3.29E+00	U
WS	01	373779001	5/20/2015	I-131	-5.89E-02	1.38E+00	4.49E+00	U
WS	01	373779001	5/20/2015	K-40	2.97E+02	1.97E+01	1.47E+01	
WS	01	373779001	5/20/2015	La-140	-1.30E+00	1.21E+00	3.02E+00	U
WS	01	373779001	5/20/2015	Mn-54	3.58E-02	4.33E-01	1.41E+00	U
WS	01	373779001	5/20/2015	Nb-95	1.10E+00	6.93E-01	1.47E+00	U
WS	01	373779001	5/20/2015	Pb-212	1.56E+00	1.50E+00	3.03E+00	U
WS	01	373779001	5/20/2015	Pb-214	-1.99E+00	1.67E+00	3.36E+00	U
WS	01	373779001	5/20/2015	Ru-103	5.47E-02	5.76E-01	1.70E+00	U
WS	01	373779001	5/20/2015	Ru-106	2.11E+00	4.00E+00	1.33E+01	U
WS	01	373779001	5/20/2015	Sb-124	-1.98E+00	1.20E+00	3.48E+00	U
WS	01	373779001	5/20/2015	Sb-125	3.87E-01	1.22E+00	3.95E+00	U
WS	01	373779001	5/20/2015	Se-75	-4.76E-01	6.22E-01	2.01E+00	U
WS	01	373779001	5/20/2015	Th-228	1.56E+00	1.50E+00	3.03E+00	U

Seabrook REMP Summary of 2015 Data

SAMPLE TYPE	STATION	LSN	END DATE	NUCLIDE	CONC (pCi/kg)	STD.DEV. (pCi/kg)	MDC (pCi/kg)	FLAGS
WS	01	373779001	5/20/2015	Zn-65	1.80E+00	1.14E+00	3.42E+00	U
WS	01	373779001	5/20/2015	Zr-95	-6.12E-01	1.42E+00	2.74E+00	U
WS	01	375655001	6/22/2015	Ac-228	-4.63E+00	3.69E+00	9.17E+00	U
WS	01	375655001	6/22/2015	Ag-108m	-2.09E-01	5.87E-01	1.86E+00	U
WS	01	375655001	6/22/2015	Ag-110m	1.76E-01	5.90E-01	1.97E+00	U
WS	01	375655001	6/22/2015	Ba-140	-7.26E+00	4.16E+00	1.03E+01	U
WS	01	375655001	6/22/2015	Be-7	4.37E+00	6.26E+00	1.87E+01	U
WS	01	375655001	6/22/2015	Bi-214	1.83E+00	2.88E+00	5.17E+00	U
WS	01	375655001	6/22/2015	Ce-141	1.17E+00	1.20E+00	3.77E+00	U
WS	01	375655001	6/22/2015	Ce-144	3.07E+00	4.34E+00	1.38E+01	U
WS	01	375655001	6/22/2015	Co-57	-6.33E-01	5.88E-01	1.79E+00	U
WS	01	375655001	6/22/2015	Co-58	1.04E+00	6.94E-01	2.23E+00	U
WS	01	375655001	6/22/2015	Co-60	3.88E-01	6.74E-01	2.25E+00	U
WS	01	375655001	6/22/2015	Cr-51	6.94E+00	6.19E+00	2.01E+01	U
WS	01	375655001	6/22/2015	Cs-134	2.73E-01	6.64E-01	2.19E+00	U
WS	01	375655001	6/22/2015	Cs-137	1.64E-01	6.55E-01	2.18E+00	U
WS	01	375655001	6/22/2015	Fe-59	3.67E+00	1.59E+00	4.78E+00	U
WS	01	375655001	6/22/2015	I-131	1.53E+00	1.21E+00	3.89E+00	U
WS	01	375655001	6/22/2015	K-40	3.06E+02	2.47E+01	2.02E+01	
WS	01	375655001	6/22/2015	La-140	-1.62E+00	1.16E+00	3.26E+00	U
WS	01	375655001	6/22/2015	Mn-54	-1.20E+00	8.74E-01	2.03E+00	U
WS	01	375655001	6/22/2015	Nb-95	4.28E-01	6.93E-01	2.29E+00	U
WS	01	375655001	6/22/2015	Pb-212	1.12E+00	1.69E+00	4.42E+00	U
WS	01	375655001	6/22/2015	Pb-214	2.40E-01	1.94E+00	4.99E+00	U
WS	01	375655001	6/22/2015	Ru-103	-4.29E-01	6.47E-01	2.12E+00	U
WS	01	375655001	6/22/2015	Ru-106	-3.81E+00	5.61E+00	1.80E+01	U
WS	01	375655001	6/22/2015	Sb-124	-6.61E-01	1.34E+00	4.33E+00	U
WS	01	375655001	6/22/2015	Sb-125	-1.06E+00	1.77E+00	5.57E+00	U
WS	01	375655001	6/22/2015	Se-75	8.25E-01	8.76E-01	2.89E+00	U
WS	01	375655001	6/22/2015	Th-228	1.12E+00	1.69E+00	4.42E+00	U
WS	01	375655001	6/22/2015	Zn-65	-1.78E+00	1.45E+00	4.40E+00	U
WS	01	375655001	6/22/2015	Zr-95	1.92E-01	1.18E+00	3.87E+00	U
WS	01	378043001	6/22/2015	H-3	-1.58E+02	1.07E+02	3.73E+02	U
WS	01	377425001	7/14/2015	Ac-228	-3.81E+00	3.11E+00	7.36E+00	U
WS	01	377425001	7/14/2015	Ag-108m	-3.47E-01	4.74E-01	1.54E+00	U
WS	01	377425001	7/14/2015	Ag-110m	3.59E-01	5.43E-01	1.79E+00	U
WS	01	377425001	7/14/2015	Ba-140	5.45E+00	2.65E+00	9.00E+00	U
WS	01	377425001	7/14/2015	Be-7	-8.59E-01	4.64E+00	1.54E+01	U
WS	01	377425001	7/14/2015	Bi-214	1.03E+01	1.98E+00	3.41E+00	X (1)
WS	01	377425001	7/14/2015	Ce-141	-3.29E-01	1.60E+00	3.41E+00	U
WS	01	377425001	7/14/2015	Ce-144	-1.02E+01	4.28E+00	1.13E+01	U
WS	01	377425001	7/14/2015	Co-57	2.00E-01	4.58E-01	1.53E+00	U
WS	01	377425001	7/14/2015	Co-58	1.33E-01	5.32E-01	1.73E+00	U
WS	01	377425001	7/14/2015	Co-60	-5.47E-01	5.54E-01	1.70E+00	U
WS	01	377425001	7/14/2015	Cr-51	5.69E-01	6.31E+00	1.77E+01	U
WS	01	377425001	7/14/2015	Cs-134	1.32E-01	5.53E-01	1.80E+00	U
WS	01	377425001	7/14/2015	Cs-137	7.76E-01	5.97E-01	1.93E+00	U
WS	01	377425001	7/14/2015	Fe-59	-7.93E-02	1.09E+00	3.62E+00	U
WS	01	377425001	7/14/2015	I-131	4.50E-01	1.08E+00	3.64E+00	U

Seabrook REMP Summary of 2015 Data

SAMPLE TYPE	STATION	LSN	END DATE	NUCLIDE	CONC (pCi/kg)	STD.DEV. (pCi/kg)	MDC (pCi/kg)	FLAGS
WS	01	377425001	7/14/2015	K-40	3.11E+02	2.28E+01	1.37E+01	
WS	01	377425001	7/14/2015	La-140	-1.83E+00	9.77E-01	2.55E+00	U
WS	01	377425001	7/14/2015	Mn-54	4.87E-01	5.24E-01	1.70E+00	U
WS	01	377425001	7/14/2015	Nb-95	8.60E-01	5.84E-01	1.86E+00	U
WS	01	377425001	7/14/2015	Pb-212	7.66E-01	1.72E+00	3.77E+00	U
WS	01	377425001	7/14/2015	Pb-214	4.03E+00	1.96E+00	4.41E+00	U
WS	01	377425001	7/14/2015	Ru-103	-6.69E-01	5.93E-01	1.85E+00	U
WS	01	377425001	7/14/2015	Ru-106	-4.42E+00	4.57E+00	1.42E+01	U
WS	01	377425001	7/14/2015	Sb-124	2.43E+00	1.39E+00	4.45E+00	U
WS	01	377425001	7/14/2015	Sb-125	-6.39E-01	1.43E+00	4.71E+00	U
WS	01	377425001	7/14/2015	Se-75	-3.14E-01	7.69E-01	2.46E+00	U
WS	01	377425001	7/14/2015	Th-228	7.66E-01	1.72E+00	3.77E+00	U
WS	01	377425001	7/14/2015	Zn-65	-3.17E-01	1.28E+00	3.62E+00	U
WS	01	377425001	7/14/2015	Zr-95	5.96E-01	9.38E-01	3.07E+00	U
WS	01	379838001	8/19/2015	Ac-228	6.35E-01	3.63E+00	8.12E+00	U
WS	01	379838001	8/19/2015	Ag-108m	-1.07E-01	4.97E-01	1.60E+00	U
WS	01	379838001	8/19/2015	Ag-110m	1.17E+00	5.99E-01	1.69E+00	U
WS	01	379838001	8/19/2015	Ba-140	-5.70E-01	2.76E+00	8.78E+00	U
WS	01	379838001	8/19/2015	Be-7	2.79E+00	4.93E+00	1.60E+01	U
WS	01	379838001	8/19/2015	Bi-214	1.47E+00	2.19E+00	4.59E+00	U
WS	01	379838001	8/19/2015	Ce-141	-1.24E-01	1.00E+00	3.21E+00	U
WS	01	379838001	8/19/2015	Ce-144	-1.71E+00	3.70E+00	1.18E+01	U
WS	01	379838001	8/19/2015	Co-57	1.56E-01	4.90E-01	1.59E+00	U
WS	01	379838001	8/19/2015	Co-58	-9.31E-01	5.62E-01	1.60E+00	U
WS	01	379838001	8/19/2015	Co-60	3.52E-01	5.63E-01	1.89E+00	U
WS	01	379838001	8/19/2015	Cr-51	-2.49E+00	4.98E+00	1.62E+01	U
WS	01	379838001	8/19/2015	Cs-134	1.28E+00	7.37E-01	1.81E+00	U
WS	01	379838001	8/19/2015	Cs-137	7.50E-01	1.16E+00	1.73E+00	U
WS	01	379838001	8/19/2015	Fe-59	2.73E+00	1.33E+00	4.13E+00	U
WS	01	379838001	8/19/2015	I-131	-8.54E-01	9.66E-01	3.04E+00	U
WS	01	379838001	8/19/2015	K-40	3.06E+02	2.17E+01	1.86E+01	
WS	01	379838001	8/19/2015	La-140	-1.56E+00	9.66E-01	2.66E+00	U
WS	01	379838001	8/19/2015	Mn-54	-4.65E-01	5.46E-01	1.71E+00	U
WS	01	379838001	8/19/2015	Nb-95	1.65E-01	5.48E-01	1.82E+00	U
WS	01	379838001	8/19/2015	Pb-212	3.65E-01	1.72E+00	3.78E+00	U
WS	01	379838001	8/19/2015	Pb-214	1.06E+00	2.49E+00	4.49E+00	U
WS	01	379838001	8/19/2015	Ru-103	-3.14E-01	6.90E-01	1.89E+00	U
WS	01	379838001	8/19/2015	Ru-106	-4.68E+00	4.93E+00	1.57E+01	U
WS	01	379838001	8/19/2015	Sb-124	1.11E+00	1.44E+00	4.17E+00	U
WS	01	379838001	8/19/2015	Sb-125	-2.84E+00	1.58E+00	4.42E+00	U
WS	01	379838001	8/19/2015	Se-75	-1.14E-01	7.12E-01	2.37E+00	U
WS	01	379838001	8/19/2015	Th-228	3.65E-01	1.72E+00	3.78E+00	U
WS	01	379838001	8/19/2015	Zn-65	-2.20E-01	1.16E+00	3.88E+00	U
WS	01	379838001	8/19/2015	Zr-95	-4.85E-02	9.46E-01	3.12E+00	U
WS	01	381485001	9/15/2015	Ac-228	3.35E+00	4.95E+00	7.80E+00	U
WS	01	381485001	9/15/2015	Ag-108m	-7.26E-02	5.73E-01	1.84E+00	U
WS	01	381485001	9/15/2015	Ag-110m	-1.40E-01	6.72E-01	1.93E+00	U
WS	01	381485001	9/15/2015	Ba-140	-1.22E+00	3.57E+00	1.03E+01	U
WS	01	381485001	9/15/2015	Be-7	4.42E-01	5.53E+00	1.78E+01	U

Seabrook REMP Summary of 2015 Data

SAMPLE TYPE	STATION	LSN	END DATE	NUCLIDE	CONC (pCi/kg)	STD.DEV. (pCi/kg)	MDC (pCi/kg)	FLAGS
WS	01	381485001	9/15/2015	Bi-214	-2.32E+00	2.31E+00	4.59E+00	U
WS	01	381485001	9/15/2015	Ce-141	1.74E+00	1.84E+00	3.59E+00	U
WS	01	381485001	9/15/2015	Ce-144	1.65E+00	4.54E+00	1.54E+01	U
WS	01	381485001	9/15/2015	Co-57	-4.64E-01	5.97E-01	1.97E+00	U
WS	01	381485001	9/15/2015	Co-58	-3.01E-01	6.53E-01	2.11E+00	U
WS	01	381485001	9/15/2015	Co-60	2.22E-02	6.44E-01	2.16E+00	U
WS	01	381485001	9/15/2015	Cr-51	4.97E+00	7.25E+00	2.09E+01	U
WS	01	381485001	9/15/2015	Cs-134	9.77E-01	7.32E-01	2.41E+00	U
WS	01	381485001	9/15/2015	Cs-137	9.16E-02	6.77E-01	2.27E+00	U
WS	01	381485001	9/15/2015	Fe-59	-2.48E+00	1.59E+00	4.45E+00	U
WS	01	381485001	9/15/2015	I-131	-1.20E+00	1.31E+00	4.07E+00	U
WS	01	381485001	9/15/2015	K-40	3.54E+02	2.53E+01	2.02E+01	
WS	01	381485001	9/15/2015	La-140	-1.60E+00	1.18E+00	3.44E+00	U
WS	01	381485001	9/15/2015	Mn-54	-5.15E-01	8.62E-01	1.97E+00	U
WS	01	381485001	9/15/2015	Nb-95	9.79E-01	6.91E-01	2.26E+00	U
WS	01	381485001	9/15/2015	Pb-212	1.89E+00	2.27E+00	4.64E+00	U
WS	01	381485001	9/15/2015	Pb-214	-2.97E+00	2.64E+00	5.19E+00	U
WS	01	381485001	9/15/2015	Ru-103	-1.27E+00	7.88E-01	2.23E+00	U
WS	01	381485001	9/15/2015	Ru-106	-7.87E+00	6.20E+00	1.86E+01	U
WS	01	381485001	9/15/2015	Sb-124	-4.45E-01	1.76E+00	5.75E+00	U
WS	01	381485001	9/15/2015	Sb-125	-1.04E+00	1.76E+00	5.54E+00	U
WS	01	381485001	9/15/2015	Se-75	1.12E+00	9.08E-01	2.94E+00	U
WS	01	381485001	9/15/2015	Th-228	1.89E+00	2.27E+00	4.64E+00	U
WS	01	381485001	9/15/2015	Zn-65	2.32E+00	1.57E+00	4.49E+00	U
WS	01	381485001	9/15/2015	Zr-95	-2.54E+00	1.81E+00	3.85E+00	U
WS	01	385628001	9/15/2015	H-3	1.22E+02	1.51E+02	4.77E+02	U
WS	01	383842001	10/20/2015	Ac-228	2.01E+00	4.62E+00	8.22E+00	U
WS	01	383842001	10/20/2015	Ag-108m	4.95E-01	5.58E-01	1.87E+00	U
WS	01	383842001	10/20/2015	Ag-110m	-1.10E+00	6.68E-01	1.89E+00	U
WS	01	383842001	10/20/2015	Ba-140	-3.78E+00	3.50E+00	1.08E+01	U
WS	01	383842001	10/20/2015	Be-7	-7.42E-01	5.62E+00	1.86E+01	U
WS	01	383842001	10/20/2015	Bi-214	1.59E+00	2.98E+00	4.81E+00	U
WS	01	383842001	10/20/2015	Ce-141	1.10E+00	2.16E+00	3.86E+00	U
WS	01	383842001	10/20/2015	Ce-144	-8.72E-01	4.21E+00	1.42E+01	U
WS	01	383842001	10/20/2015	Co-57	-3.84E-01	5.47E-01	1.81E+00	U
WS	01	383842001	10/20/2015	Co-58	-4.01E-01	6.50E-01	2.12E+00	U
WS	01	383842001	10/20/2015	Co-60	-2.59E-02	7.34E-01	2.46E+00	U
WS	01	383842001	10/20/2015	Cr-51	2.85E+00	6.46E+00	2.10E+01	U
WS	01	383842001	10/20/2015	Cs-134	-4.00E-01	6.51E-01	2.12E+00	U
WS	01	383842001	10/20/2015	Cs-137	2.72E-01	6.50E-01	2.13E+00	U
WS	01	383842001	10/20/2015	Fe-59	-1.11E+00	1.33E+00	4.14E+00	U
WS	01	383842001	10/20/2015	I-131	1.26E+00	1.42E+00	4.55E+00	U
WS	01	383842001	10/20/2015	K-40	3.79E+02	2.70E+01	1.91E+01	
WS	01	383842001	10/20/2015	La-140	-2.83E-02	1.11E+00	3.66E+00	U
WS	01	383842001	10/20/2015	Mn-54	2.37E+00	9.40E-01	1.90E+00	U,M
WS	01	383842001	10/20/2015	Nb-95	-3.41E-01	6.69E-01	2.10E+00	U
WS	01	383842001	10/20/2015	Pb-212	2.73E-01	2.13E+00	3.88E+00	U
WS	01	383842001	10/20/2015	Pb-214	-1.28E+00	2.11E+00	4.98E+00	U
WS	01	383842001	10/20/2015	Ru-103	9.11E-01	1.09E+00	2.19E+00	U
WS	01	383842001	10/20/2015	Ru-106	1.88E+00	5.51E+00	1.81E+01	U

Seabrook REMP Summary of 2015 Data

SAMPLE TYPE	STATION	LSN	END DATE	NUCLIDE	CONC (pCi/kg)	STD.DEV. (pCi/kg)	MDC (pCi/kg)	FLAGS
WS	01	383842001	10/20/2015	Sb-124	8.84E-01	1.50E+00	5.04E+00	U
WS	01	383842001	10/20/2015	Sb-125	-2.28E+00	1.72E+00	5.29E+00	U
WS	01	383842001	10/20/2015	Se-75	7.96E-02	8.87E-01	2.90E+00	U
WS	01	383842001	10/20/2015	Th-228	2.73E-01	2.13E+00	3.88E+00	U
WS	01	383842001	10/20/2015	Zn-65	-3.31E+00	1.56E+00	3.95E+00	U
WS	01	383842001	10/20/2015	Zr-95	-2.83E+00	1.38E+00	3.58E+00	U
WS	01	386186001	11/16/2015	Ac-228	-7.81E+00	4.01E+00	7.99E+00	U
WS	01	386186001	11/16/2015	Ag-108m	-1.39E-01	5.06E-01	1.67E+00	U
WS	01	386186001	11/16/2015	Ag-110m	-6.17E-01	5.73E-01	1.75E+00	U
WS	01	386186001	11/16/2015	Ba-140	-8.60E-01	3.12E+00	1.02E+01	U
WS	01	386186001	11/16/2015	Be-7	-2.52E+00	4.88E+00	1.59E+01	U
WS	01	386186001	11/16/2015	Bi-214	1.22E+00	2.17E+00	4.09E+00	U
WS	01	386186001	11/16/2015	Ce-141	2.33E+00	1.37E+00	3.76E+00	U
WS	01	386186001	11/16/2015	Ce-144	7.55E-02	3.99E+00	1.32E+01	U
WS	01	386186001	11/16/2015	Co-57	-3.51E-01	5.31E-01	1.73E+00	U
WS	01	386186001	11/16/2015	Co-58	4.48E-01	5.47E-01	1.85E+00	U
WS	01	386186001	11/16/2015	Co-60	-1.78E+00	8.50E-01	1.91E+00	U
WS	01	386186001	11/16/2015	Cr-51	4.12E+00	6.17E+00	1.91E+01	U
WS	01	386186001	11/16/2015	Cs-134	1.17E+00	6.48E-01	2.01E+00	U
WS	01	386186001	11/16/2015	Cs-137	-6.25E-01	1.07E+00	2.01E+00	U
WS	01	386186001	11/16/2015	Fe-59	8.76E-01	1.25E+00	4.16E+00	U
WS	01	386186001	11/16/2015	I-131	1.33E-02	1.24E+00	4.17E+00	U
WS	01	386186001	11/16/2015	K-40	3.02E+02	2.39E+01	1.77E+01	
WS	01	386186001	11/16/2015	La-140	-7.75E-01	9.86E-01	3.12E+00	U
WS	01	386186001	11/16/2015	Mn-54	-4.20E-01	5.07E-01	1.63E+00	U
WS	01	386186001	11/16/2015	Nb-95	6.34E-02	8.30E-01	1.96E+00	U
WS	01	386186001	11/16/2015	Pb-212	1.63E+00	2.22E+00	4.37E+00	U
WS	01	386186001	11/16/2015	Pb-214	1.51E+00	2.06E+00	4.56E+00	U
WS	01	386186001	11/16/2015	Ru-103	1.90E-01	6.01E-01	2.00E+00	U
WS	01	386186001	11/16/2015	Ru-106	6.79E+00	5.20E+00	1.68E+01	U
WS	01	386186001	11/16/2015	Sb-124	1.96E+00	1.43E+00	4.81E+00	U
WS	01	386186001	11/16/2015	Sb-125	1.15E+00	1.56E+00	5.22E+00	U
WS	01	386186001	11/16/2015	Se-75	2.31E+00	1.02E+00	2.60E+00	U
WS	01	386186001	11/16/2015	Th-228	1.63E+00	2.22E+00	4.37E+00	U
WS	01	386186001	11/16/2015	Zn-65	-4.83E-01	1.17E+00	3.77E+00	U
WS	01	386186001	11/16/2015	Zr-95	8.33E-01	9.74E-01	3.17E+00	U
WS	01	387726001	12/14/2015	Ac-228	2.24E+00	3.55E+00	5.92E+00	U
WS	01	387726001	12/14/2015	Ag-108m	5.99E-01	4.88E-01	1.25E+00	U
WS	01	387726001	12/14/2015	Ag-110m	5.95E-02	4.12E-01	1.22E+00	U
WS	01	387726001	12/14/2015	Ba-140	2.33E+00	2.13E+00	6.86E+00	U
WS	01	387726001	12/14/2015	Be-7	-8.83E-01	5.38E+00	1.22E+01	U
WS	01	387726001	12/14/2015	Bi-214	1.79E+00	1.71E+00	3.35E+00	U
WS	01	387726001	12/14/2015	Ce-141	-2.36E+00	1.29E+00	2.45E+00	U
WS	01	387726001	12/14/2015	Ce-144	-1.54E+00	2.87E+00	9.12E+00	U
WS	01	387726001	12/14/2015	Co-57	4.90E-01	3.86E-01	1.22E+00	U
WS	01	387726001	12/14/2015	Co-58	0.00E+00	7.25E-01	1.40E+00	U
WS	01	387726001	12/14/2015	Co-60	-3.26E-01	5.37E-01	1.42E+00	U
WS	01	387726001	12/14/2015	Cr-51	4.56E+00	4.33E+00	1.26E+01	U
WS	01	387726001	12/14/2015	Cs-134	6.84E-01	4.51E-01	1.47E+00	U

Seabrook REMP Summary of 2015 Data

SAMPLE TYPE	STATION	LSN	END DATE	NUCLIDE	CONC (pCi/kg)	STD.DEV. (pCi/kg)	MDC (pCi/kg)	FLAGS
WS	01	387726001	12/14/2015	Cs-137	2.32E-01	8.38E-01	1.34E+00	U
WS	01	387726001	12/14/2015	Fe-59	-1.99E+00	1.22E+00	2.82E+00	U
WS	01	387726001	12/14/2015	I-131	5.19E-01	8.00E-01	2.46E+00	U
WS	01	387726001	12/14/2015	K-40	3.15E+02	1.99E+01	1.23E+01	
WS	01	387726001	12/14/2015	La-140	-3.62E-01	6.74E-01	2.18E+00	U
WS	01	387726001	12/14/2015	Mn-54	-6.03E-01	4.25E-01	1.28E+00	U
WS	01	387726001	12/14/2015	Nb-95	1.11E-01	4.00E-01	1.35E+00	U
WS	01	387726001	12/14/2015	Pb-212	1.29E+00	1.67E+00	2.57E+00	U
WS	01	387726001	12/14/2015	Pb-214	4.86E+00	1.99E+00	3.36E+00	X (1)
WS	01	387726001	12/14/2015	Ru-103	-6.41E-01	4.68E-01	1.39E+00	U
WS	01	387726001	12/14/2015	Ru-106	-2.16E-02	3.84E+00	1.23E+01	U
WS	01	387726001	12/14/2015	Sb-124	1.28E-01	9.06E-01	3.02E+00	U
WS	01	387726001	12/14/2015	Sb-125	8.17E-01	1.27E+00	3.68E+00	U
WS	01	387726001	12/14/2015	Se-75	-3.08E-02	5.55E-01	1.86E+00	U
WS	01	387726001	12/14/2015	Th-228	1.29E+00	1.67E+00	2.57E+00	U
WS	01	387726001	12/14/2015	Zn-65	-7.25E-01	9.05E-01	2.82E+00	U
WS	01	387726001	12/14/2015	Zr-95	-4.83E-01	7.16E-01	2.33E+00	U
WS	01	389967001	12/14/2015	H-3	1.63E+02	1.83E+02	5.77E+02	U
WS	02	373779004	5/21/2015	Ac-228	4.74E+00	3.79E+00	6.16E+00	U
WS	02	373779004	5/21/2015	Ag-108m	-1.43E-01	3.74E-01	1.21E+00	U
WS	02	373779004	5/21/2015	Ag-110m	-8.19E-01	6.89E-01	1.25E+00	U
WS	02	373779004	5/21/2015	Ba-140	-4.33E+00	4.07E+00	8.82E+00	U
WS	02	373779004	5/21/2015	Be-7	-1.55E+00	3.81E+00	1.23E+01	U
WS	02	373779004	5/21/2015	Bi-214	-2.95E-01	1.53E+00	3.06E+00	U
WS	02	373779004	5/21/2015	Ce-141	7.43E-01	8.16E-01	2.77E+00	U
WS	02	373779004	5/21/2015	Ce-144	6.26E-01	2.98E+00	9.64E+00	U
WS	02	373779004	5/21/2015	Co-57	-3.60E-01	3.94E-01	1.23E+00	U
WS	02	373779004	5/21/2015	Co-58	-1.22E-01	4.38E-01	1.25E+00	U
WS	02	373779004	5/21/2015	Co-60	9.03E-02	4.66E-01	1.51E+00	U
WS	02	373779004	5/21/2015	Cr-51	7.60E+00	4.73E+00	1.51E+01	U
WS	02	373779004	5/21/2015	Cs-134	2.58E-01	4.30E-01	1.45E+00	U
WS	02	373779004	5/21/2015	Cs-137	6.24E-01	8.50E-01	1.43E+00	U
WS	02	373779004	5/21/2015	Fe-59	4.36E-01	1.09E+00	3.13E+00	U
WS	02	373779004	5/21/2015	H-3	1.49E+01	6.92E+01	2.26E+02	U
WS	02	373779004	5/21/2015	I-131	-2.95E+00	1.36E+00	3.71E+00	U
WS	02	373779004	5/21/2015	K-40	1.97E+02	1.43E+01	1.27E+01	
WS	02	373779004	5/21/2015	La-140	-1.11E-01	8.47E-01	2.80E+00	U
WS	02	373779004	5/21/2015	Mn-54	0.00E+00	1.18E+00	1.25E+00	UI
WS	02	373779004	5/21/2015	Nb-95	2.27E-01	4.19E-01	1.41E+00	U
WS	02	373779004	5/21/2015	Pb-212	3.84E+00	1.54E+00	2.41E+00	
WS	02	373779004	5/21/2015	Pb-214	-5.60E-01	1.54E+00	3.23E+00	U
WS	02	373779004	5/21/2015	Ru-103	-2.67E-01	5.40E-01	1.50E+00	U
WS	02	373779004	5/21/2015	Ru-106	2.07E+00	3.88E+00	1.25E+01	U
WS	02	373779004	5/21/2015	Sb-124	2.98E-01	1.01E+00	3.37E+00	U
WS	02	373779004	5/21/2015	Sb-125	-7.15E-01	1.14E+00	3.65E+00	U
WS	02	373779004	5/21/2015	Se-75	2.40E-01	5.78E-01	1.95E+00	U
WS	02	373779004	5/21/2015	Th-228	3.84E+00	1.54E+00	2.41E+00	
WS	02	373779004	5/21/2015	Zn-65	-2.43E+00	1.28E+00	2.77E+00	U
WS	02	373779004	5/21/2015	Zr-95	3.75E-01	7.61E-01	2.57E+00	U

Seabrook REMP Summary of 2015 Data

SAMPLE TYPE	STATION	LSN	END DATE	NUCLIDE	CONC (pCi/kg)	STD.DEV. (pCi/kg)	MDC (pCi/kg)	FLAGS
WS	02	386186004	11/19/2015	Ac-228	2.71E+00	4.07E+00	7.30E+00	U
WS	02	386186004	11/19/2015	Ag-108m	1.21E+00	7.10E-01	1.70E+00	U
WS	02	386186004	11/19/2015	Ag-110m	8.05E-01	5.78E-01	1.85E+00	U
WS	02	386186004	11/19/2015	Ba-140	3.79E-01	2.54E+00	8.43E+00	U
WS	02	386186004	11/19/2015	Be-7	-5.60E+00	5.16E+00	1.62E+01	U
WS	02	386186004	11/19/2015	Bi-214	-4.17E+00	2.28E+00	4.26E+00	U
WS	02	386186004	11/19/2015	Ce-141	2.86E+00	1.31E+00	3.51E+00	U
WS	02	386186004	11/19/2015	Ce-144	-1.25E+00	4.05E+00	1.32E+01	U
WS	02	386186004	11/19/2015	Co-57	-9.91E-02	5.17E-01	1.75E+00	U
WS	02	386186004	11/19/2015	Co-58	8.66E-03	5.56E-01	1.87E+00	U
WS	02	386186004	11/19/2015	Co-60	8.43E-01	6.27E-01	2.11E+00	U
WS	02	386186004	11/19/2015	Cr-51	1.48E+00	5.32E+00	1.72E+01	U
WS	02	386186004	11/19/2015	Cs-134	-2.43E-01	6.29E-01	2.08E+00	U
WS	02	386186004	11/19/2015	Cs-137	6.66E-01	6.21E-01	2.02E+00	U
WS	02	386186004	11/19/2015	Fe-59	6.09E-01	1.19E+00	3.94E+00	U
WS	02	386186004	11/19/2015	H-3	2.57E+02	1.77E+02	5.34E+02	U
WS	02	386186004	11/19/2015	I-131	5.08E-01	9.82E-01	3.16E+00	U
WS	02	386186004	11/19/2015	K-40	2.24E+02	1.87E+01	1.82E+01	
WS	02	386186004	11/19/2015	La-140	5.01E-01	9.34E-01	3.14E+00	U
WS	02	386186004	11/19/2015	Mn-54	1.12E+00	5.90E-01	1.72E+00	U
WS	02	386186004	11/19/2015	Nb-95	-2.27E-01	9.26E-01	2.02E+00	U
WS	02	386186004	11/19/2015	Pb-212	2.06E+00	2.22E+00	4.55E+00	U
WS	02	386186004	11/19/2015	Pb-214	3.35E+00	3.04E+00	4.86E+00	U
WS	02	386186004	11/19/2015	Ru-103	-1.70E+00	7.69E-01	1.72E+00	U
WS	02	386186004	11/19/2015	Ru-106	2.91E+00	5.18E+00	1.71E+01	U
WS	02	386186004	11/19/2015	Sb-124	-7.87E-01	1.31E+00	4.13E+00	U
WS	02	386186004	11/19/2015	Sb-125	-1.62E-01	1.61E+00	4.88E+00	U
WS	02	386186004	11/19/2015	Se-75	-1.07E+00	8.53E-01	2.60E+00	U
WS	02	386186004	11/19/2015	Th-228	2.06E+00	2.22E+00	4.55E+00	U
WS	02	386186004	11/19/2015	Zn-65	-2.08E+00	1.37E+00	3.93E+00	U
WS	02	386186004	11/19/2015	Zr-95	0.00E+00	1.54E+00	3.60E+00	U
WS	51	366099002	1/21/2015	Ac-228	-5.75E+00	3.86E+00	7.76E+00	U
WS	51	366099002	1/21/2015	Ag-108m	2.85E-01	4.52E-01	1.51E+00	U
WS	51	366099002	1/21/2015	Ag-110m	-3.34E-01	6.55E-01	1.57E+00	U
WS	51	366099002	1/21/2015	Ba-140	-5.21E-01	3.67E+00	1.21E+01	U
WS	51	366099002	1/21/2015	Be-7	8.03E-01	4.74E+00	1.58E+01	U
WS	51	366099002	1/21/2015	Bi-214	-2.92E+00	2.07E+00	3.77E+00	U
WS	51	366099002	1/21/2015	Ce-141	-1.79E+00	1.57E+00	3.23E+00	U
WS	51	366099002	1/21/2015	Ce-144	-1.59E+00	3.39E+00	1.06E+01	U
WS	51	366099002	1/21/2015	Co-57	2.04E-01	4.37E-01	1.39E+00	U
WS	51	366099002	1/21/2015	Co-58	-3.10E-01	5.25E-01	1.71E+00	U
WS	51	366099002	1/21/2015	Co-60	7.18E-01	6.08E-01	1.77E+00	U
WS	51	366099002	1/21/2015	Cr-51	5.46E+00	5.74E+00	1.84E+01	U
WS	51	366099002	1/21/2015	Cs-134	-3.17E-01	5.92E-01	1.79E+00	U
WS	51	366099002	1/21/2015	Cs-137	5.84E-01	7.02E-01	1.70E+00	U
WS	51	366099002	1/21/2015	Fe-59	1.37E+00	1.27E+00	4.13E+00	U
WS	51	366099002	1/21/2015	I-131	-1.27E+00	1.69E+00	5.24E+00	U
WS	51	366099002	1/21/2015	K-40	3.25E+02	2.28E+01	1.50E+01	
WS	51	366099002	1/21/2015	La-140	1.79E-01	1.17E+00	3.85E+00	U
WS	51	366099002	1/21/2015	Mn-54	-2.38E-01	4.97E-01	1.63E+00	U

Seabrook REMP Summary of 2015 Data

SAMPLE TYPE	STATION	LSN	END DATE	NUCLIDE	CONC (pCi/kg)	STD.DEV. (pCi/kg)	MDC (pCi/kg)	FLAGS
WS	51	366099002	1/21/2015	Nb-95	6.25E-01	5.70E-01	1.90E+00	U
WS	51	366099002	1/21/2015	Pb-212	1.22E+00	2.05E+00	2.92E+00	U
WS	51	366099002	1/21/2015	Pb-214	-2.95E+00	2.08E+00	3.94E+00	U
WS	51	366099002	1/21/2015	Ru-103	-7.06E-01	6.12E-01	1.91E+00	U
WS	51	366099002	1/21/2015	Ru-106	3.42E+00	4.75E+00	1.55E+01	U
WS	51	366099002	1/21/2015	Sb-124	3.71E-02	1.28E+00	4.19E+00	U
WS	51	366099002	1/21/2015	Sb-125	-1.85E+00	1.40E+00	4.33E+00	U
WS	51	366099002	1/21/2015	Se-75	6.69E-01	7.40E-01	2.32E+00	U
WS	51	366099002	1/21/2015	Th-228	1.22E+00	2.05E+00	2.92E+00	U
WS	51	366099002	1/21/2015	Zn-65	-1.70E+00	1.22E+00	3.57E+00	U
WS	51	366099002	1/21/2015	Zr-95	5.98E-01	9.47E-01	3.19E+00	U
WS	51	367547002	2/19/2015	Ac-228	5.34E+00	4.40E+00	6.28E+00	U
WS	51	367547002	2/19/2015	Ag-108m	-1.24E-01	4.30E-01	1.43E+00	U
WS	51	367547002	2/19/2015	Ag-110m	-1.05E+00	5.95E-01	1.41E+00	U
WS	51	367547002	2/19/2015	Ba-140	1.40E+00	2.54E+00	8.39E+00	U
WS	51	367547002	2/19/2015	Be-7	-2.53E+00	4.20E+00	1.37E+01	U
WS	51	367547002	2/19/2015	Bi-214	-6.10E-01	2.26E+00	3.82E+00	U
WS	51	367547002	2/19/2015	Ce-141	1.06E+00	8.87E-01	2.84E+00	U
WS	51	367547002	2/19/2015	Ce-144	-1.81E+00	3.38E+00	1.06E+01	U
WS	51	367547002	2/19/2015	Co-57	0.00E+00	5.92E-01	1.36E+00	U
WS	51	367547002	2/19/2015	Co-58	7.92E-01	5.71E-01	1.75E+00	U
WS	51	367547002	2/19/2015	Co-60	1.25E+00	6.34E-01	2.00E+00	U
WS	51	367547002	2/19/2015	Cr-51	7.10E+00	5.46E+00	1.60E+01	U
WS	51	367547002	2/19/2015	Cs-134	3.11E-01	5.82E-01	1.82E+00	U
WS	51	367547002	2/19/2015	Cs-137	0.00E+00	9.63E-01	1.56E+00	U
WS	51	367547002	2/19/2015	Fe-59	2.05E-01	1.30E+00	3.64E+00	U
WS	51	367547002	2/19/2015	I-131	1.60E+00	1.17E+00	3.02E+00	U
WS	51	367547002	2/19/2015	K-40	3.10E+02	2.17E+01	1.54E+01	
WS	51	367547002	2/19/2015	La-140	-5.39E-02	8.65E-01	2.83E+00	U
WS	51	367547002	2/19/2015	Mn-54	1.25E-01	5.02E-01	1.68E+00	U
WS	51	367547002	2/19/2015	Nb-95	-5.22E-02	4.89E-01	1.64E+00	U
WS	51	367547002	2/19/2015	Pb-212	0.00E+00	2.02E+00	3.58E+00	U
WS	51	367547002	2/19/2015	Pb-214	-2.96E+00	1.98E+00	3.96E+00	U
WS	51	367547002	2/19/2015	Ru-103	5.57E-01	5.46E-01	1.80E+00	U
WS	51	367547002	2/19/2015	Ru-106	6.56E+00	5.54E+00	1.56E+01	U
WS	51	367547002	2/19/2015	Sb-124	1.71E-01	1.21E+00	3.96E+00	U
WS	51	367547002	2/19/2015	Sb-125	8.10E-01	1.32E+00	4.43E+00	U
WS	51	367547002	2/19/2015	Se-75	-2.71E-01	1.02E+00	2.27E+00	U
WS	51	367547002	2/19/2015	Th-228	0.00E+00	2.02E+00	3.58E+00	U
WS	51	367547002	2/19/2015	Zn-65	-2.18E+00	1.22E+00	3.37E+00	U
WS	51	367547002	2/19/2015	Zr-95	4.19E-01	9.26E-01	3.13E+00	U
WS	51	372391002	2/21/2015	H-3	-1.11E+02	7.50E+01	2.54E+02	U
WS	51	369644002	3/24/2015	Ac-228	0.00E+00	4.70E+00	9.07E+00	UI
WS	51	369644002	3/24/2015	Ag-108m	-1.19E+00	6.41E-01	1.80E+00	U
WS	51	369644002	3/24/2015	Ag-110m	-3.16E-01	6.14E-01	1.95E+00	U
WS	51	369644002	3/24/2015	Ba-140	-7.38E-01	3.21E+00	1.04E+01	U
WS	51	369644002	3/24/2015	Be-7	-4.75E+00	5.56E+00	1.74E+01	U
WS	51	369644002	3/24/2015	Bi-214	3.08E+00	2.59E+00	4.91E+00	U
WS	51	369644002	3/24/2015	Ce-141	-1.90E+00	1.77E+00	4.09E+00	U

Seabrook REMP Summary of 2015 Data

SAMPLE TYPE	STATION	LSN	END DATE	NUCLIDE	CONC (pCi/kg)	STD.DEV. (pCi/kg)	MDC (pCi/kg)	FLAGS
WS	51	369644002	3/24/2015	Ce-144	-3.04E+00	4.75E+00	1.52E+01	U
WS	51	369644002	3/24/2015	Co-57	-4.59E-02	6.17E-01	2.07E+00	U
WS	51	369644002	3/24/2015	Co-58	-1.72E-01	6.55E-01	2.09E+00	U
WS	51	369644002	3/24/2015	Co-60	2.12E+00	1.16E+00	2.40E+00	U
WS	51	369644002	3/24/2015	Cr-51	-3.86E+00	6.19E+00	2.00E+01	U
WS	51	369644002	3/24/2015	Cs-134	2.72E-01	8.41E-01	2.36E+00	U
WS	51	369644002	3/24/2015	Cs-137	6.34E-01	6.85E-01	2.22E+00	U
WS	51	369644002	3/24/2015	Fe-59	-3.54E-02	1.30E+00	4.33E+00	U
WS	51	369644002	3/24/2015	I-131	-1.86E+00	1.44E+00	3.75E+00	U
WS	51	369644002	3/24/2015	K-40	3.43E+02	2.29E+01	2.02E+01	
WS	51	369644002	3/24/2015	La-140	1.14E-01	9.97E-01	3.30E+00	U
WS	51	369644002	3/24/2015	Mn-54	-1.15E+00	6.64E-01	1.93E+00	U
WS	51	369644002	3/24/2015	Nb-95	5.32E-01	7.06E-01	2.29E+00	U
WS	51	369644002	3/24/2015	Pb-212	1.09E+00	1.79E+00	4.25E+00	U
WS	51	369644002	3/24/2015	Pb-214	-9.30E-01	1.94E+00	4.96E+00	U
WS	51	369644002	3/24/2015	Ru-103	-7.02E-02	6.85E-01	2.23E+00	U
WS	51	369644002	3/24/2015	Ru-106	6.92E-01	5.86E+00	1.91E+01	U
WS	51	369644002	3/24/2015	Sb-124	3.59E+00	2.71E+00	4.93E+00	U
WS	51	369644002	3/24/2015	Sb-125	-1.01E-01	1.73E+00	5.66E+00	U
WS	51	369644002	3/24/2015	Se-75	-1.65E+00	9.51E-01	2.79E+00	U
WS	51	369644002	3/24/2015	Th-228	1.09E+00	1.79E+00	4.25E+00	U
WS	51	369644002	3/24/2015	Zn-65	-3.45E+00	1.62E+00	4.25E+00	U
WS	51	369644002	3/24/2015	Zr-95	1.04E+00	1.25E+00	4.05E+00	U
WS	51	371837002	4/21/2015	Ac-228	-4.60E-01	4.06E+00	8.31E+00	U
WS	51	371837002	4/21/2015	Ag-108m	4.88E-01	5.49E-01	1.78E+00	U
WS	51	371837002	4/21/2015	Ag-110m	-9.09E-01	5.72E-01	1.68E+00	U
WS	51	371837002	4/21/2015	Ba-140	-3.47E+00	3.13E+00	9.34E+00	U
WS	51	371837002	4/21/2015	Be-7	4.77E+00	5.50E+00	1.78E+01	U
WS	51	371837002	4/21/2015	Bi-214	3.88E-01	2.58E+00	3.91E+00	U
WS	51	371837002	4/21/2015	Ce-141	-2.18E+00	1.54E+00	3.57E+00	U
WS	51	371837002	4/21/2015	Ce-144	5.69E-01	4.01E+00	1.30E+01	U
WS	51	371837002	4/21/2015	Co-57	-7.71E-01	5.77E-01	1.75E+00	U
WS	51	371837002	4/21/2015	Co-58	5.05E-01	6.06E-01	2.00E+00	U
WS	51	371837002	4/21/2015	Co-60	7.02E-01	6.81E-01	2.27E+00	U
WS	51	371837002	4/21/2015	Cr-51	-6.76E+00	5.82E+00	1.81E+01	U
WS	51	371837002	4/21/2015	Cs-134	3.42E-01	6.65E-01	2.09E+00	U
WS	51	371837002	4/21/2015	Cs-137	1.29E+00	6.66E-01	2.10E+00	U
WS	51	371837002	4/21/2015	Fe-59	1.69E+00	1.36E+00	4.53E+00	U
WS	51	371837002	4/21/2015	I-131	1.66E+00	1.10E+00	3.51E+00	U
WS	51	371837002	4/21/2015	K-40	3.10E+02	2.39E+01	2.04E+01	
WS	51	371837002	4/21/2015	La-140	-1.39E+00	1.09E+00	3.15E+00	U
WS	51	371837002	4/21/2015	Mn-54	-3.92E-01	6.60E-01	1.80E+00	U
WS	51	371837002	4/21/2015	Nb-95	7.09E-01	6.32E-01	2.08E+00	U
WS	51	371837002	4/21/2015	Pb-212	1.99E+00	2.67E+00	4.21E+00	U
WS	51	371837002	4/21/2015	Pb-214	2.05E+00	1.84E+00	4.51E+00	U
WS	51	371837002	4/21/2015	Ru-103	1.27E-01	7.30E-01	2.06E+00	U
WS	51	371837002	4/21/2015	Ru-106	-2.42E+00	5.23E+00	1.72E+01	U
WS	51	371837002	4/21/2015	Sb-124	3.58E-01	1.97E+00	5.42E+00	U
WS	51	371837002	4/21/2015	Sb-125	1.33E+00	1.64E+00	5.34E+00	U
WS	51	371837002	4/21/2015	Se-75	1.10E+00	8.06E-01	2.63E+00	U

Seabrook REMP Summary of 2015 Data

SAMPLE TYPE	STATION	LSN	END DATE	NUCLIDE	CONC (pCi/kg)	STD.DEV. (pCi/kg)	MDC (pCi/kg)	FLAGS
WS	51	371837002	4/21/2015	Th-228	1.99E+00	2.67E+00	4.21E+00	U
WS	51	371837002	4/21/2015	Zn-65	-1.06E+00	1.35E+00	4.31E+00	U
WS	51	371837002	4/21/2015	Zr-95	9.28E-01	1.07E+00	3.55E+00	U
WS	51	373779002	5/19/2015	Ac-228	1.58E+00	3.39E+00	5.44E+00	U
WS	51	373779002	5/19/2015	Ag-108m	3.36E-01	4.32E-01	1.41E+00	U
WS	51	373779002	5/19/2015	Ag-110m	5.33E-01	5.22E-01	1.54E+00	U
WS	51	373779002	5/19/2015	Ba-140	8.74E+00	4.49E+00	1.36E+01	U
WS	51	373779002	5/19/2015	Be-7	6.82E+00	5.04E+00	1.60E+01	U
WS	51	373779002	5/19/2015	Bi-214	2.94E-02	2.01E+00	3.13E+00	U
WS	51	373779002	5/19/2015	Ce-141	-4.10E+00	2.06E+00	3.67E+00	U
WS	51	373779002	5/19/2015	Ce-144	6.37E+00	3.87E+00	1.17E+01	U
WS	51	373779002	5/19/2015	Co-57	-2.06E-01	4.84E-01	1.53E+00	U
WS	51	373779002	5/19/2015	Co-58	1.07E-02	4.71E-01	1.57E+00	U
WS	51	373779002	5/19/2015	Co-60	-4.59E-01	5.21E-01	1.58E+00	U
WS	51	373779002	5/19/2015	Cr-51	5.22E+00	5.88E+00	1.94E+01	U
WS	51	373779002	5/19/2015	Cs-134	-3.38E-01	4.54E-01	1.46E+00	U
WS	51	373779002	5/19/2015	Cs-137	1.15E+00	8.16E-01	1.58E+00	U
WS	51	373779002	5/19/2015	Fe-59	3.28E-01	1.20E+00	3.94E+00	U
WS	51	373779002	5/19/2015	I-131	1.25E+00	1.96E+00	6.47E+00	U
WS	51	373779002	5/19/2015	K-40	3.02E+02	2.15E+01	1.32E+01	
WS	51	373779002	5/19/2015	La-140	-7.10E-01	1.47E+00	4.07E+00	U
WS	51	373779002	5/19/2015	Mn-54	5.24E-01	5.13E-01	1.50E+00	U
WS	51	373779002	5/19/2015	Nb-95	1.13E+00	5.67E-01	1.77E+00	U
WS	51	373779002	5/19/2015	Pb-212	-3.06E-01	1.65E+00	3.37E+00	U
WS	51	373779002	5/19/2015	Pb-214	-3.85E+00	1.98E+00	3.73E+00	U
WS	51	373779002	5/19/2015	Ru-103	4.92E-01	6.66E-01	1.90E+00	U
WS	51	373779002	5/19/2015	Ru-106	5.37E+00	4.50E+00	1.43E+01	U
WS	51	373779002	5/19/2015	Sb-124	-3.79E-01	1.19E+00	3.87E+00	U
WS	51	373779002	5/19/2015	Sb-125	-7.43E-01	1.29E+00	4.11E+00	U
WS	51	373779002	5/19/2015	Se-75	-9.10E-01	7.02E-01	2.18E+00	U
WS	51	373779002	5/19/2015	Th-228	-3.06E-01	1.65E+00	3.37E+00	U
WS	51	373779002	5/19/2015	Zn-65	-9.03E-01	1.22E+00	3.27E+00	U
WS	51	373779002	5/19/2015	Zr-95	3.49E-01	8.98E-01	3.02E+00	U
WS	51	375655002	6/22/2015	Ac-228	6.90E+00	3.44E+00	9.17E+00	U
WS	51	375655002	6/22/2015	Ag-108m	4.48E-01	5.73E-01	1.85E+00	U
WS	51	375655002	6/22/2015	Ag-110m	-2.27E+00	7.87E-01	1.64E+00	U
WS	51	375655002	6/22/2015	Ba-140	2.84E+00	3.23E+00	1.08E+01	U
WS	51	375655002	6/22/2015	Be-7	5.18E+00	5.44E+00	1.83E+01	U
WS	51	375655002	6/22/2015	Bi-214	2.10E+00	2.37E+00	5.06E+00	U
WS	51	375655002	6/22/2015	Ce-141	1.82E-01	1.23E+00	3.87E+00	U
WS	51	375655002	6/22/2015	Ce-144	1.70E+00	4.29E+00	1.46E+01	U
WS	51	375655002	6/22/2015	Co-57	7.17E-02	6.02E-01	1.91E+00	U
WS	51	375655002	6/22/2015	Co-58	-5.36E-01	6.40E-01	1.97E+00	U
WS	51	375655002	6/22/2015	Co-60	-5.74E-01	6.83E-01	2.11E+00	U
WS	51	375655002	6/22/2015	Cr-51	-8.21E+00	6.39E+00	1.92E+01	U
WS	51	375655002	6/22/2015	Cs-134	4.16E-01	7.21E-01	2.38E+00	U
WS	51	375655002	6/22/2015	Cs-137	-2.21E-01	9.48E-01	2.43E+00	U
WS	51	375655002	6/22/2015	Fe-59	1.49E+00	1.44E+00	4.41E+00	U
WS	51	375655002	6/22/2015	I-131	5.17E-01	1.19E+00	3.88E+00	U

Seabrook REMP Summary of 2015 Data

SAMPLE TYPE	STATION	LSN	END DATE	NUCLIDE	CONC (pCi/kg)	STD.DEV. (pCi/kg)	MDC (pCi/kg)	FLAGS
WS	51	375655002	6/22/2015	K-40	3.00E+02	2.46E+01	2.21E+01	
WS	51	375655002	6/22/2015	La-140	1.81E+00	1.14E+00	3.75E+00	U
WS	51	375655002	6/22/2015	Mn-54	6.53E-01	6.39E-01	2.09E+00	U
WS	51	375655002	6/22/2015	Nb-95	1.32E+00	7.72E-01	2.19E+00	U
WS	51	375655002	6/22/2015	Pb-212	1.63E+00	1.81E+00	3.73E+00	U
WS	51	375655002	6/22/2015	Pb-214	-3.01E+00	2.21E+00	5.21E+00	U
WS	51	375655002	6/22/2015	Ru-103	-1.52E+00	7.55E-01	2.10E+00	U
WS	51	375655002	6/22/2015	Ru-106	1.19E+01	6.68E+00	1.90E+01	U
WS	51	375655002	6/22/2015	Sb-124	5.86E-01	1.38E+00	4.70E+00	U
WS	51	375655002	6/22/2015	Sb-125	-7.55E-01	2.13E+00	5.57E+00	U
WS	51	375655002	6/22/2015	Se-75	-1.76E-01	9.06E-01	2.97E+00	U
WS	51	375655002	6/22/2015	Th-228	1.63E+00	1.81E+00	3.73E+00	U
WS	51	375655002	6/22/2015	Zn-65	-8.79E-01	1.47E+00	4.72E+00	U
WS	51	375655002	6/22/2015	Zr-95	-1.73E+00	1.51E+00	3.34E+00	U
WS	51	378043002	6/22/2015	H-3	-1.76E+02	1.04E+02	3.65E+02	U
WS	51	377425002	7/14/2015	Ac-228	-5.64E+00	3.52E+00	6.66E+00	U
WS	51	377425002	7/14/2015	Ag-108m	1.54E-01	4.51E-01	1.49E+00	U
WS	51	377425002	7/14/2015	Ag-110m	4.23E-01	4.76E-01	1.43E+00	U
WS	51	377425002	7/14/2015	Ba-140	2.91E+00	2.77E+00	8.97E+00	U
WS	51	377425002	7/14/2015	Be-7	5.64E+00	4.62E+00	1.49E+01	U
WS	51	377425002	7/14/2015	Bi-214	1.59E+00	1.97E+00	3.32E+00	U
WS	51	377425002	7/14/2015	Ce-141	1.37E-02	9.64E-01	3.10E+00	U
WS	51	377425002	7/14/2015	Ce-144	-6.30E-02	3.47E+00	1.12E+01	U
WS	51	377425002	7/14/2015	Co-57	2.12E-01	4.49E-01	1.46E+00	U
WS	51	377425002	7/14/2015	Co-58	-4.37E-02	4.99E-01	1.66E+00	U
WS	51	377425002	7/14/2015	Co-60	4.54E-02	5.25E-01	1.70E+00	U
WS	51	377425002	7/14/2015	Cr-51	-1.24E+00	5.28E+00	1.62E+01	U
WS	51	377425002	7/14/2015	Cs-134	-1.03E+00	5.87E-01	1.68E+00	U
WS	51	377425002	7/14/2015	Cs-137	5.18E-01	1.00E+00	1.58E+00	U
WS	51	377425002	7/14/2015	Fe-59	-1.40E+00	1.11E+00	3.27E+00	U
WS	51	377425002	7/14/2015	I-131	-6.97E-01	1.03E+00	3.32E+00	U
WS	51	377425002	7/14/2015	K-40	2.89E+02	2.01E+01	1.51E+01	
WS	51	377425002	7/14/2015	La-140	8.80E-01	1.05E+00	3.10E+00	U
WS	51	377425002	7/14/2015	Mn-54	3.34E-02	4.68E-01	1.56E+00	U
WS	51	377425002	7/14/2015	Nb-95	3.36E-01	5.02E-01	1.69E+00	U
WS	51	377425002	7/14/2015	Pb-212	1.07E+00	1.80E+00	3.65E+00	U
WS	51	377425002	7/14/2015	Pb-214	0.00E+00	2.38E+00	4.45E+00	U
WS	51	377425002	7/14/2015	Ru-103	-9.77E-01	5.97E-01	1.71E+00	U
WS	51	377425002	7/14/2015	Ru-106	2.74E+00	4.52E+00	1.46E+01	U
WS	51	377425002	7/14/2015	Sb-124	-2.12E+00	1.20E+00	3.21E+00	U
WS	51	377425002	7/14/2015	Sb-125	-1.02E+00	1.40E+00	4.45E+00	U
WS	51	377425002	7/14/2015	Se-75	7.39E-02	6.56E-01	2.21E+00	U
WS	51	377425002	7/14/2015	Th-228	1.07E+00	1.80E+00	3.65E+00	U
WS	51	377425002	7/14/2015	Zn-65	6.60E-01	1.12E+00	3.22E+00	U
WS	51	377425002	7/14/2015	Zr-95	7.88E-01	8.95E-01	3.01E+00	U
WS	51	379838002	8/19/2015	Ac-228	2.54E+00	4.52E+00	7.31E+00	U
WS	51	379838002	8/19/2015	Ag-108m	-1.22E+00	6.61E-01	1.86E+00	U
WS	51	379838002	8/19/2015	Ag-110m	-1.48E-01	6.24E-01	2.01E+00	U
WS	51	379838002	8/19/2015	Ba-140	-4.18E+00	3.54E+00	1.07E+01	U

Seabrook REMP Summary of 2015 Data

SAMPLE TYPE	STATION	LSN	END DATE	NUCLIDE	CONC (pCi/kg)	STD.DEV. (pCi/kg)	MDC (pCi/kg)	FLAGS
WS	51	379838002	8/19/2015	Be-7	5.44E+00	6.17E+00	1.72E+01	U
WS	51	379838002	8/19/2015	Bi-214	3.11E+00	2.51E+00	4.90E+00	U
WS	51	379838002	8/19/2015	Ce-141	1.40E+00	1.89E+00	3.88E+00	U
WS	51	379838002	8/19/2015	Ce-144	8.26E-01	4.85E+00	1.54E+01	U
WS	51	379838002	8/19/2015	Co-57	1.02E-01	6.13E-01	2.06E+00	U
WS	51	379838002	8/19/2015	Co-58	-8.26E-01	7.11E-01	2.12E+00	U
WS	51	379838002	8/19/2015	Co-60	-1.02E+00	8.19E-01	2.06E+00	U
WS	51	379838002	8/19/2015	Cr-51	3.08E+00	6.38E+00	2.11E+01	U
WS	51	379838002	8/19/2015	Cs-134	1.53E+00	8.32E-01	2.56E+00	U
WS	51	379838002	8/19/2015	Cs-137	5.43E-01	6.87E-01	2.24E+00	U
WS	51	379838002	8/19/2015	Fe-59	-6.86E-01	1.32E+00	4.28E+00	U
WS	51	379838002	8/19/2015	I-131	2.60E+00	1.31E+00	4.00E+00	U
WS	51	379838002	8/19/2015	K-40	3.48E+02	2.47E+01	2.10E+01	
WS	51	379838002	8/19/2015	La-140	-3.29E-01	1.04E+00	3.36E+00	U
WS	51	379838002	8/19/2015	Mn-54	-8.96E-01	6.67E-01	2.05E+00	U
WS	51	379838002	8/19/2015	Nb-95	-9.15E-01	1.08E+00	2.24E+00	U
WS	51	379838002	8/19/2015	Pb-212	-3.11E+00	1.92E+00	4.42E+00	U
WS	51	379838002	8/19/2015	Pb-214	9.11E-01	2.22E+00	5.29E+00	U
WS	51	379838002	8/19/2015	Ru-103	-6.94E-01	7.40E-01	2.30E+00	U
WS	51	379838002	8/19/2015	Ru-106	5.57E-01	5.75E+00	1.87E+01	U
WS	51	379838002	8/19/2015	Sb-124	-4.09E+00	1.75E+00	4.07E+00	U
WS	51	379838002	8/19/2015	Sb-125	1.64E+00	1.83E+00	5.99E+00	U
WS	51	379838002	8/19/2015	Se-75	2.05E-01	8.61E-01	2.86E+00	U
WS	51	379838002	8/19/2015	Th-228	-3.11E+00	1.92E+00	4.42E+00	U
WS	51	379838002	8/19/2015	Zn-65	-7.50E-01	1.40E+00	4.55E+00	U
WS	51	379838002	8/19/2015	Zr-95	9.78E-01	1.36E+00	3.85E+00	U
WS	51	381485002	9/14/2015	Ac-228	-7.65E-01	5.44E+00	9.85E+00	U
WS	51	381485002	9/14/2015	Ag-108m	5.49E-01	6.03E-01	2.02E+00	U
WS	51	381485002	9/14/2015	Ag-110m	-1.39E+00	8.36E-01	2.04E+00	U
WS	51	381485002	9/14/2015	Ba-140	5.34E+00	4.72E+00	1.37E+01	U
WS	51	381485002	9/14/2015	Be-7	2.16E+00	6.13E+00	2.07E+01	U
WS	51	381485002	9/14/2015	Bi-214	-8.17E-01	2.16E+00	5.22E+00	U
WS	51	381485002	9/14/2015	Ce-141	4.10E+00	1.61E+00	4.43E+00	U
WS	51	381485002	9/14/2015	Ce-144	-3.37E+00	4.83E+00	1.50E+01	U
WS	51	381485002	9/14/2015	Co-57	1.01E-01	6.27E-01	2.00E+00	U
WS	51	381485002	9/14/2015	Co-58	-4.96E-01	7.18E-01	2.24E+00	U
WS	51	381485002	9/14/2015	Co-60	-1.05E+00	7.37E-01	2.13E+00	U
WS	51	381485002	9/14/2015	Cr-51	2.52E+00	7.02E+00	2.29E+01	U
WS	51	381485002	9/14/2015	Cs-134	-2.41E-01	7.52E-01	2.40E+00	U
WS	51	381485002	9/14/2015	Cs-137	1.89E-02	1.08E+00	2.48E+00	U
WS	51	381485002	9/14/2015	Fe-59	1.32E+00	1.53E+00	5.08E+00	U
WS	51	381485002	9/14/2015	I-131	2.20E+00	1.58E+00	4.97E+00	U
WS	51	381485002	9/14/2015	K-40	2.98E+02	2.21E+01	1.99E+01	
WS	51	381485002	9/14/2015	La-140	9.26E-01	1.27E+00	4.29E+00	U
WS	51	381485002	9/14/2015	Mn-54	-1.23E+00	8.33E-01	2.02E+00	U
WS	51	381485002	9/14/2015	Nb-95	1.74E+00	8.04E-01	2.41E+00	U
WS	51	381485002	9/14/2015	Pb-212	2.96E+00	2.33E+00	4.37E+00	U
WS	51	381485002	9/14/2015	Pb-214	2.68E+00	3.02E+00	5.67E+00	U
WS	51	381485002	9/14/2015	Ru-103	-9.35E-01	7.70E-01	2.40E+00	U
WS	51	381485002	9/14/2015	Ru-106	-3.80E+00	5.99E+00	1.92E+01	U

Seabrook REMP Summary of 2015 Data

SAMPLE TYPE	STATION	LSN	END DATE	NUCLIDE	CONC (pCi/kg)	STD.DEV. (pCi/kg)	MDC (pCi/kg)	FLAGS
WS	51	381485002	9/14/2015	Sb-124	-2.73E+00	1.88E+00	4.67E+00	U
WS	51	381485002	9/14/2015	Sb-125	2.35E+00	1.88E+00	6.23E+00	U
WS	51	381485002	9/14/2015	Se-75	8.39E-02	9.35E-01	3.08E+00	U
WS	51	381485002	9/14/2015	Th-228	2.96E+00	2.33E+00	4.37E+00	U
WS	51	381485002	9/14/2015	Zn-65	-4.34E+00	1.80E+00	4.38E+00	U
WS	51	381485002	9/14/2015	Zr-95	9.86E-02	1.22E+00	3.96E+00	U
WS	51	385628002	9/14/2015	H-3	1.82E+02	1.56E+02	4.82E+02	U
WS	51	383842002	10/20/2015	Ac-228	9.65E+00	3.76E+00	6.69E+00	UI
WS	51	383842002	10/20/2015	Ag-108m	-5.01E-01	4.61E-01	1.44E+00	U
WS	51	383842002	10/20/2015	Ag-110m	-9.42E-01	6.18E-01	1.49E+00	U
WS	51	383842002	10/20/2015	Ba-140	-6.65E-01	3.11E+00	8.81E+00	U
WS	51	383842002	10/20/2015	Be-7	4.26E+00	4.94E+00	1.45E+01	U
WS	51	383842002	10/20/2015	Bi-214	9.75E-01	1.70E+00	3.24E+00	U
WS	51	383842002	10/20/2015	Ce-141	-6.90E-01	9.12E-01	2.96E+00	U
WS	51	383842002	10/20/2015	Ce-144	-6.08E-02	3.38E+00	1.08E+01	U
WS	51	383842002	10/20/2015	Co-57	4.39E-01	4.34E-01	1.45E+00	U
WS	51	383842002	10/20/2015	Co-58	1.44E-01	5.37E-01	1.65E+00	U
WS	51	383842002	10/20/2015	Co-60	-6.84E-01	6.17E-01	1.90E+00	U
WS	51	383842002	10/20/2015	Cr-51	-5.25E+00	4.90E+00	1.58E+01	U
WS	51	383842002	10/20/2015	Cs-134	4.59E-01	6.17E-01	1.91E+00	U
WS	51	383842002	10/20/2015	Cs-137	1.25E+00	6.68E-01	1.85E+00	U
WS	51	383842002	10/20/2015	Fe-59	-7.13E-01	1.14E+00	3.58E+00	U
WS	51	383842002	10/20/2015	I-131	-1.53E-01	1.13E+00	3.33E+00	U
WS	51	383842002	10/20/2015	K-40	2.94E+02	2.26E+01	1.76E+01	
WS	51	383842002	10/20/2015	La-140	-1.01E+00	9.23E-01	2.76E+00	U
WS	51	383842002	10/20/2015	Mn-54	9.23E-02	5.90E-01	1.72E+00	U
WS	51	383842002	10/20/2015	Nb-95	-6.48E-01	5.57E-01	1.73E+00	U
WS	51	383842002	10/20/2015	Pb-212	2.00E+00	1.61E+00	3.74E+00	U
WS	51	383842002	10/20/2015	Pb-214	-1.66E+00	1.85E+00	4.02E+00	U
WS	51	383842002	10/20/2015	Ru-103	-1.33E+00	6.37E-01	1.71E+00	U
WS	51	383842002	10/20/2015	Ru-106	-4.73E-01	4.63E+00	1.49E+01	U
WS	51	383842002	10/20/2015	Sb-124	1.01E+00	1.33E+00	4.45E+00	U
WS	51	383842002	10/20/2015	Sb-125	2.13E+00	1.45E+00	4.70E+00	U
WS	51	383842002	10/20/2015	Se-75	5.75E-01	7.18E-01	2.30E+00	U
WS	51	383842002	10/20/2015	Th-228	2.00E+00	1.61E+00	3.74E+00	U
WS	51	383842002	10/20/2015	Zn-65	2.37E+00	1.44E+00	4.07E+00	U
WS	51	383842002	10/20/2015	Zr-95	9.20E-01	9.40E-01	3.18E+00	U
WS	51	386186002	11/16/2015	Ac-228	-3.50E+00	3.86E+00	7.44E+00	U
WS	51	386186002	11/16/2015	Ag-108m	1.35E-01	5.08E-01	1.66E+00	U
WS	51	386186002	11/16/2015	Ag-110m	-1.81E-01	5.10E-01	1.69E+00	U
WS	51	386186002	11/16/2015	Ba-140	3.02E+00	2.96E+00	9.57E+00	U
WS	51	386186002	11/16/2015	Be-7	7.41E+00	5.01E+00	1.59E+01	U
WS	51	386186002	11/16/2015	Bi-214	7.67E-01	1.97E+00	3.86E+00	U
WS	51	386186002	11/16/2015	Ce-141	-6.21E-01	1.01E+00	3.17E+00	U
WS	51	386186002	11/16/2015	Ce-144	3.38E+00	3.91E+00	1.20E+01	U
WS	51	386186002	11/16/2015	Co-57	3.94E-01	4.76E-01	1.54E+00	U
WS	51	386186002	11/16/2015	Co-58	-5.03E-01	5.20E-01	1.61E+00	U
WS	51	386186002	11/16/2015	Co-60	-1.13E-01	5.50E-01	1.82E+00	U
WS	51	386186002	11/16/2015	Cr-51	-4.05E-01	5.79E+00	1.78E+01	U

Seabrook REMP Summary of 2015 Data

SAMPLE TYPE	STATION	LSN	END DATE	NUCLIDE	CONC (pCi/kg)	STD.DEV. (pCi/kg)	MDC (pCi/kg)	FLAGS
WS	51	386186002	11/16/2015	Cs-134	3.70E-01	5.99E-01	2.00E+00	U
WS	51	386186002	11/16/2015	Cs-137	-2.41E-01	5.46E-01	1.80E+00	U
WS	51	386186002	11/16/2015	Fe-59	-1.65E+00	1.23E+00	3.51E+00	U
WS	51	386186002	11/16/2015	I-131	-6.14E-01	1.17E+00	3.79E+00	U
WS	51	386186002	11/16/2015	K-40	2.95E+02	2.19E+01	1.96E+01	
WS	51	386186002	11/16/2015	La-140	2.40E+00	1.68E+00	2.94E+00	U
WS	51	386186002	11/16/2015	Mn-54	-3.59E-01	5.10E-01	1.62E+00	U
WS	51	386186002	11/16/2015	Nb-95	3.44E-01	5.27E-01	1.77E+00	U
WS	51	386186002	11/16/2015	Pb-212	2.09E+00	2.24E+00	2.91E+00	U
WS	51	386186002	11/16/2015	Pb-214	3.20E-01	2.42E+00	3.89E+00	U
WS	51	386186002	11/16/2015	Ru-103	1.66E-01	5.97E-01	1.94E+00	U
WS	51	386186002	11/16/2015	Ru-106	-6.07E+00	4.92E+00	1.53E+01	U
WS	51	386186002	11/16/2015	Sb-124	1.51E+00	1.46E+00	4.88E+00	U
WS	51	386186002	11/16/2015	Sb-125	-7.73E-01	1.49E+00	4.76E+00	U
WS	51	386186002	11/16/2015	Se-75	4.73E-02	7.47E-01	2.51E+00	U
WS	51	386186002	11/16/2015	Th-228	2.09E+00	2.24E+00	2.91E+00	U
WS	51	386186002	11/16/2015	Zn-65	-9.09E-01	1.31E+00	4.05E+00	U
WS	51	386186002	11/16/2015	Zr-95	-5.33E-02	9.63E-01	3.20E+00	U
WS	51	387726002	12/14/2015	Ac-228	-3.18E+00	4.25E+00	7.81E+00	U
WS	51	387726002	12/14/2015	Ag-108m	-1.19E+00	5.63E-01	1.47E+00	U
WS	51	387726002	12/14/2015	Ag-110m	9.82E-01	4.29E-01	1.60E+00	U
WS	51	387726002	12/14/2015	Ba-140	1.77E-02	2.61E+00	8.69E+00	U
WS	51	387726002	12/14/2015	Be-7	-1.08E+00	4.48E+00	1.50E+01	U
WS	51	387726002	12/14/2015	Bi-214	5.55E-02	1.73E+00	4.04E+00	U
WS	51	387726002	12/14/2015	Ce-141	1.47E+00	1.08E+00	3.03E+00	U
WS	51	387726002	12/14/2015	Ce-144	1.10E+00	3.49E+00	1.13E+01	U
WS	51	387726002	12/14/2015	Co-57	-3.96E-01	4.59E-01	1.45E+00	U
WS	51	387726002	12/14/2015	Co-58	7.96E-01	5.48E-01	1.81E+00	U
WS	51	387726002	12/14/2015	Co-60	6.58E-01	6.52E-01	2.19E+00	U
WS	51	387726002	12/14/2015	Cr-51	-9.99E+00	6.21E+00	1.58E+01	U
WS	51	387726002	12/14/2015	Cs-134	8.10E-01	6.08E-01	1.94E+00	U
WS	51	387726002	12/14/2015	Cs-137	1.61E+00	6.89E-01	1.82E+00	U
WS	51	387726002	12/14/2015	Fe-59	3.58E-01	1.11E+00	3.65E+00	U
WS	51	387726002	12/14/2015	I-131	-4.43E-02	9.51E-01	3.08E+00	U
WS	51	387726002	12/14/2015	K-40	3.17E+02	2.03E+01	1.94E+01	
WS	51	387726002	12/14/2015	La-140	-2.03E+00	1.14E+00	3.12E+00	U
WS	51	387726002	12/14/2015	Mn-54	4.11E-01	5.38E-01	1.81E+00	U
WS	51	387726002	12/14/2015	Nb-95	-7.33E-01	7.53E-01	1.75E+00	U
WS	51	387726002	12/14/2015	Pb-212	3.32E+00	1.84E+00	3.74E+00	U
WS	51	387726002	12/14/2015	Pb-214	-4.40E+00	2.37E+00	4.09E+00	U
WS	51	387726002	12/14/2015	Ru-103	5.39E-02	5.69E-01	1.91E+00	U
WS	51	387726002	12/14/2015	Ru-106	1.02E+00	4.83E+00	1.59E+01	U
WS	51	387726002	12/14/2015	Sb-124	-1.72E+00	1.34E+00	3.87E+00	U
WS	51	387726002	12/14/2015	Sb-125	-9.58E-01	1.52E+00	4.73E+00	U
WS	51	387726002	12/14/2015	Se-75	2.21E-01	6.94E-01	2.31E+00	U
WS	51	387726002	12/14/2015	Th-228	3.32E+00	1.84E+00	3.74E+00	U
WS	51	387726002	12/14/2015	Zn-65	-7.19E-01	1.19E+00	3.76E+00	U
WS	51	387726002	12/14/2015	Zr-95	-7.37E-01	1.18E+00	3.17E+00	U
WS	51	389967002	12/14/2015	H-3	-6.61E+01	1.55E+02	5.17E+02	U

Seabrook REMP Summary of 2015 Data

SAMPLE TYPE	STATION	LSN	END DATE	NUCLIDE	CONC (pCi/kg)	STD.DEV. (pCi/kg)	MDC (pCi/kg)	FLAGS
----------------	---------	-----	-------------	---------	------------------	----------------------	-----------------	-------

FLAGS

A blank Flag field indicates that the measured activity is considered positive as it is greater than the MDC and has no other qualifiers noted.

- U: Target isotope was analyzed for but not detected above the MDC and LLD.
- UI: Uncertain identification for gamma spectroscopy.
- X: Lab-specific qualifier:
 - (1) False positive due to the presence of radon gas in the water.
- M: Reported result is less than the LLD and greater than the MDC.
- DL: Measured MDC is greater than the LLD.
- DL*: Near miss of MDC being within round-off difference of being greater than the LLD.