



MAR 01 2016

L-2016-045
10 CFR 50.4
10 CFR 50 Appendix E

U.S. Nuclear Regulatory Commission
Attn: Document Control Desk
Washington, D. C. 20555-0001


Re: Turkey Point Units 3 and 4
Docket Nos. 50-250 and 50-251
Emergency Plan Implementing Procedure Changes

Florida Power & Light Company (FPL) revised the following Turkey Point Units 3 and 4 Emergency Plan Implementing Procedure (EPIP):

EPIP	Implementation Date
0-EPIP-20110, Criteria for and Conduct of Owner Controlled Area Evacuation	2/4/2016

A summary of the changes to the revised document is attached. FPL has determined that the changes described do not result in a decrease in the effectiveness of the Emergency Plan. Pursuant to the requirements of 10 CFR 50.4 and 10 CFR 50 Appendix E, one copy of the revised document is enclosed.

Sincerely,


Thomas Summers
Site Vice President
Turkey Point Nuclear Plant

Attachment, enclosure

cc: Regional Administrator, Region II, USNRC
Senior Resident Inspector, USNRC, Turkey Point Plant

AX45
NRR

Summary of Changes to 0- EPIP-20110, Criteria for and Conduct of Owner Controlled Area Evacuation

AR 01814524

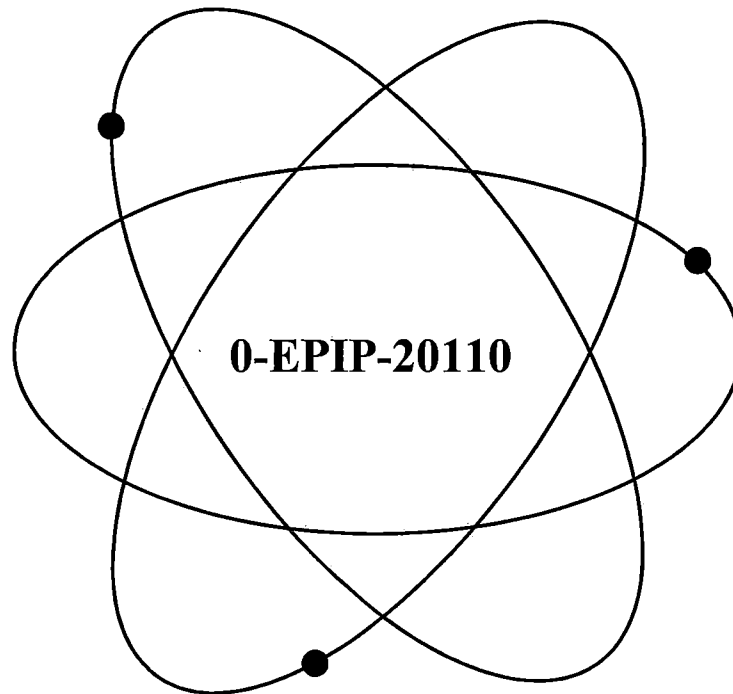
Implementation Date: 2/4/2016

0-EPIP-20110 was revised to incorporate editorial changes as discussed below.

- The following sections were revised to update the title of the Security Force Instruction 6307, Emergency Procedure (EP), Emergency Evacuations and Accountability to PTN-SY-001, Emergency Evacuation and Accountability:
 - Section 2.1, References, Item 2.1.3.3
 - Section 3.0, Responsibilities, Item 3.2
 - Section 5.4, Items 5.4.4.1 and 5.4.4.2
- Section 5.1, General, was revised to incorporate the following changes:
 - Relocate the CAUTION note to the beginning of the section prior to Item 5.1.1
 - Item 5.1.2 was revised to delete information already included in the CAUTION note
 - Items 5.1.7 and 5.1.8 were revised to reflect the current organization title for Land Utilization
- Section 5.2, Owner Controlled Area Evacuation Criteria, was revised to delete the CAUTION note since it had the same information included in the Section 5.1 CAUTION note.
- Section 5.4, Evacuation Implementation, Item 5.4.4.6 was revised to clarify that the TSC Security Supervisor shall advise the Security Manager at the EOF of any circumstances which require his attention.

Florida Power & Light Company

Turkey Point Nuclear Plant



Title:

Criteria for and Conduct of Owner Controlled Area Evacuation

(Information Use)

Safety Related Procedure

<i>Responsible Department:</i>	Emergency Preparedness
<i>Revision Number:</i>	1A
<i>Revision Approval Date:</i>	1/29/16

ARs 588580, 1814524
PCR 08-4792

Procedure No.: 0-EPIP-20110	Procedure Title: Criteria for and Conduct of Owner Controlled Area Evacuation	Page: 2
		Approval Date: 1/29/16

LIST OF EFFECTIVE PAGES
(Rev. 1A)

<u>Page</u>	<u>Revision Date</u>
1	01/29/16
2	01/26/16
3	10/31/08
4	01/29/16
5	01/29/16
6	01/29/16
7	01/29/16
8	01/29/16
9	10/31/08
10	10/31/08
11	10/31/08

Procedure No.: 0-EPIP-20110	Procedure Title: Criteria for and Conduct of Owner Controlled Area Evacuation	Page: 3
		Approval Date: 10/31/08

TABLE OF CONTENTS

<u>Section</u>	<u>Page</u>
1.0 <u>PURPOSE</u>	4
2.0 <u>REFERENCES/RECORDS REQUIRED/ COMMITMENT DOCUMENTS</u>	4
3.0 <u>RESPONSIBILITIES</u>	5
4.0 <u>DEFINITIONS</u>	5
5.0 <u>PROCEDURE</u>	6
 <u>FIGURES</u>	
<u>Figure 1</u>	
Evacuation Routes	10
 <u>Figure 2</u>	
Alternate Assembly Area for Non-Radiological Hazards	11

Procedure No.:	Procedure Title:	Page:
0-EPIP-20110	Criteria for and Conduct of Owner Controlled Area Evacuation	4
		Approval Date: 1/29/16

1.0 PURPOSE

- 1.1 This procedure provides criteria for evacuating the owner controlled area, instructions for implementing an orderly, rapid, and safe evacuation of the Turkey Point Owner Controlled Area, and instructions for personnel accountability.

2.0 REFERENCES/RECORDS REQUIRED/COMMITMENT DOCUMENTS

2.1 References

2.1.1 Plant Procedures

1. 0-EPIP-1212, Emergency Operations Facility (EOF) Activation and Operation
2. 0-EPIP-20101, Duties of Emergency Coordinator
3. 0-EPIP-20104, Emergency Response Organization Notifications/Staff Augmentation
4. 0-EPIP-20127, Duties of the Assembly Area Supervisor

2.1.2 Regulatory Guidelines

1. 10 CFR 50, Appendix E, Emergency Planning and Preparedness for Production and Utilization Facilities

2.1.3 Miscellaneous Documents (i.e, PC/Ms, Correspondence)

1. Turkey Point Plant Radiological Emergency Plan
2. Turkey Point Plant Physical Security Plan and Security Force Instructions
3. PTN-SY-001, Emergency Evacuations and Accountability

2.2 Records Required

- 2.2.1 Completed copies of the below listed item(s) constitute Quality Assurance records and shall be transmitted to QA Records for retention in accordance with Quality Assurance records Program requirements:

1. For actual plant emergencies, all checklists, collected data, completed EPIP's (in their entirety), logbooks, and other paperwork generated during the event shall be forwarded to the Emergency Preparedness Department for review and archival in accordance with RM-AA-100, Records Management Program, RM-AA-100-1000, Processing Quality Assurance Records, RM-AA-102, Electronic Records Program.

- 2.2.2 Records of personnel accountability inside the Protected Area shall be forwarded to the Emergency Preparedness Coordinator.

2.3 Commitment Documents

- 2.3.1 None

Procedure No.:	Procedure Title:	Page:
0-EPIP-20110	Criteria for and Conduct of Owner Controlled Area Evacuation	5
		Approval Date: 1/29/16

3.0 RESPONSIBILITIES

- 3.1 The Emergency Coordinator is responsible for performing evacuation instructions using 0-EPIP-20101, Duties of Emergency Coordinator.
- 3.2 The Security Shift Supervisor is responsible for implementing evacuation of the Owner Controlled Area in accordance with this procedure and PTN-SY-001, Emergency Evacuations and Accountability.
- 3.3 The TSC Radiation Protection Supervisor is responsible for ensuring support is available at the Alternate Off-site Assembly Area, as needed, if the Alternate Evacuation Route is used.
- 3.4 Emergency Response Organization personnel are responsible for reporting to their appropriate Emergency Response Facility and completing tasks necessary to stabilize the plant.

4.0 DEFINITIONS

- 4.1 Protected Area: The area within the Owner Controlled Area occupied by the two nuclear units and their associated equipment, enclosed within the Protected Area fence.
- 4.2 Off-site Assembly Area: The Assembly Area for personnel and visitors evacuated from the Owner Controlled Area. The Florida City Substation, located approximately 7-1/2 miles west of the plant on Old Palm Drive is the primary Off-Site Assembly Area. Alternate assembly areas are available on the Cooling Canal System West Perimeter Road (see Figure 1) or if a radiological hazard does not exist, the intersection of Palm Drive and Contractor Road (see Figure 2).
- 4.3 Owner Controlled Area: That portion of FPL property surrounding and including the plant which is subject to limited access and control by FPL.
- 4.4 Owner Controlled Area Evacuation: The evacuation from the Owner Controlled Area of all personnel except those required to place Units 1, 2, 3, 4, and 5 in a safe condition, the emergency response teams, and the security officers necessary to fulfill their evacuation responsibilities. The evacuation includes personnel at the school, security training complex, the recreation areas, and the Cooling Canal System.
- 4.5 Primary Evacuation Route: When radiological conditions permit, this is the main evacuation route to be used to evacuate personnel from the Owner Controlled Area. This route uses the plant access road west to Palm Drive, continuing west on Palm Drive approximately 7 miles to Farm Life School Road, turning south on Farm Life School Road, traveling approximately 100 yards, then turning west to the Florida City Substation.
- 4.6 Alternate Evacuation Route: This is the evacuation route to be used to evacuate personnel when radiological conditions prohibit the use of the Primary Evacuation Route. This route uses the road north of the main discharge canal from the plant (Lake Warren), continuing west past contractor entrance road through the access gates of the cooling canals continuing past the north end of the cooling canals, turning south along the west perimeter road of the canals for approximately 4 miles to the Alternate Assembly Area, turning west to the Levee 31 Access Road then south to Card Sound Road.

5.0 **PROCEDURE**5.1 **General****CAUTION**

As conditions warrant, the Emergency Coordinator may delay, postpone, or make special requirements on the evacuation. If large doses will be received during an evacuation, it may be more effective to shelter non-essential personnel on site.

- 5.1.1 Every effort shall be made to minimize personnel exposure to radiation.
- 5.1.2 The Emergency Coordinator shall consider plant and radiological conditions as they relate to the emergency prior to ordering an evacuation. Some examples of special circumstances are as follows:
 - 1. Radiological conditions (puff releases) where large doses may be received during an evacuation.
 - 2. Security events where unknown hazards or dangers are perceived.
 - 3. Plant conditions where additional personnel are necessary to put the plant in a safer configuration (e.g. equipment hatch open, primary system open for repair, etc.).
 - 4. On-site hazards such as toxic gas, fires, or explosions where the movement of personnel would be placing them at additional risk.
 - 5. Other similar events.
- 5.1.3 The Emergency Coordinator should consider the event with regard to duration of release, plant conditions, and meteorological information prior to determining if special instructions should be given (retention of additional essential repair personnel, an alternate evacuation route, or in place on-site sheltering).
- 5.1.4 The accurate classification of an emergency at the Turkey Point Plant is necessary to enable the Emergency Coordinator to take the proper corrective actions.
- 5.1.5 Evacuation of the Owner Controlled Area may be necessitated by the occurrence of any of several events that require minimization of exposure to radiation by site personnel.
 - 1. At the Site Area Emergency or General Emergency action level, implement an Owner Controlled Area evacuation if no significant hazards exist which may threaten evacuees.

Procedure No.:	Procedure Title:	Page:
0-EPIP-20110	Criteria for and Conduct of Owner Controlled Area Evacuation	7
		Approval Date: 1/29/16

- 5.1.6 The Land Utilization Department shall advise groups when scheduling or permitting to use the recreation areas of the requirement to evacuate when notified by the Security Force.
- 5.1.7 The Land Utilization Supervisor is responsible for activities and functions which take place within the Owner Controlled Area, outside the Protected Area. Day-to-day supervision of Owner Controlled Area functions outside the Protected Area, including recreation areas and liaison with the barging activities contractor, are handled by the Land Utilization Supervisor.
- 5.1.8 Security, Land Utilization Supervisor and escorts shall maintain control of groups or individuals to which they are assigned. This control enables all members of the groups to be located, notified, and evacuated.
- 5.1.9 Supervisors of contractor operations with crews working in remote areas of the Owner Controlled Area, such as the Cooling Canal System, shall maintain adequate communications with work crews to enable evacuation instructions to be carried out.

5.2 Owner Controlled Area Evacuation Criteria

- 5.2.1 At the Site Area Emergency or General Emergency action level, implement an Owner Controlled Area evacuation if no significant hazards exist which may threaten evacuees.

5.3 Evacuation Preparedness

- 5.3.1 Upon the decision to evacuate the Owner Controlled Area, the Emergency Coordinator shall implement the evacuation preparedness steps outlined in 0-EPIP-20101, Duties of Emergency Coordinator.

Procedure No.:	Procedure Title:	Page:
0-EPIP-20110	Criteria for and Conduct of Owner Controlled Area Evacuation	8
		Approval Date: 1/29/16

5.4 Evacuation Implementation

5.4.1 When the Emergency Coordinator determines that an evacuation of the Owner Controlled Area is necessary, he shall, in accordance with 0-EPIP-20101, Duties of Emergency Coordinator, order an Owner Controlled Area Evacuation using the plant page and the evacuation alarm.

5.4.2 The Security Shift Supervisor shall notify the On-Shift Security Force and Land Utilization Supervisor of the Owner Controlled Area Evacuation initiation.

NOTE

In the absence of Land Utilization personnel, the Security Force shall assume their responsibilities.

5.4.3 The Land Utilization Supervisor shall notify the respective groups that a site evacuation has been ordered.

5.4.4 Upon notification of the Owner Controlled Area Evacuation, the TSC Security Supervisor shall:

1. Verify implementation of PTN-SY-001, Emergency Evacuation and Accountability.
2. Perform notifications in accordance with this procedure and PTN-SY-001, Emergency Evacuation and Accountability..
3. Report accountability results (list of personnel in Protected Area not accounted for) to the Emergency Coordinator within 30 minutes from the time the site area evacuation was declared.
4. Verify that the Off-Site Assembly Area Supervisor has arrived and assumed his/her duties.
5. After completion of sweeps by members of the Security Force, instruct Security personnel concerning special assignments which may be required as a result of the evacuation.
6. Advise the EOF Security Manager of any circumstances which require his attention.

5.4.5 All Emergency Response Organization personnel (primaries and alternates), upon hearing the evacuation order or alarm, shall:

1. Complete tasks necessary to stabilize the Plant, as directed by the Emergency Coordinator.
2. Report to the appropriate Emergency Response Facility to begin activation steps and await further assignments.
3. If released from emergency duties by the cognizant Supervisor, proceed in accordance with direction given by the Supervisor.

Procedure No.:	Procedure Title:	Page:
0-EPIP-20110	Criteria for and Conduct of Owner Controlled Area Evacuation	9
		Approval Date: 10/31/08

5.5 Evacuation Routes

5.5.1 The following evacuation routes should be used as directed by the Emergency Coordinator and/or Security (Reference Figure 1):

1. The Primary Evacuation Route

NOTE

Access along the Levee 31 Road requires plant Security to unlock a series of gates along this route. Calmly wait in vehicles until Security has unlocked the access gates to the Levee 31 Road.

2. The Alternate Evacuation Route

3. By boat, east and north in Biscayne Bay to Cutler Plant

5.6 Implementation of the Alternate Evacuation Route

5.6.1 If the decision is made to utilize the alternate evacuation route, a Security Officer or designee shall obtain the key to the South Florida Water Management District Levee 31 Road gates, and immediately proceed to unlock the Levee 31 Road gates.

5.6.2 Security should provide traffic control on the Alternate Evacuation Route.

5.6.3 The TSC Radiation Protection Supervisor should ensure Radiation Protection emergency support is available at the Alternate Off-Site Assembly Area, as needed.

END OF TEXT

FIGURE 1
(Page 1 of 1)

EVACUATION ROUTES

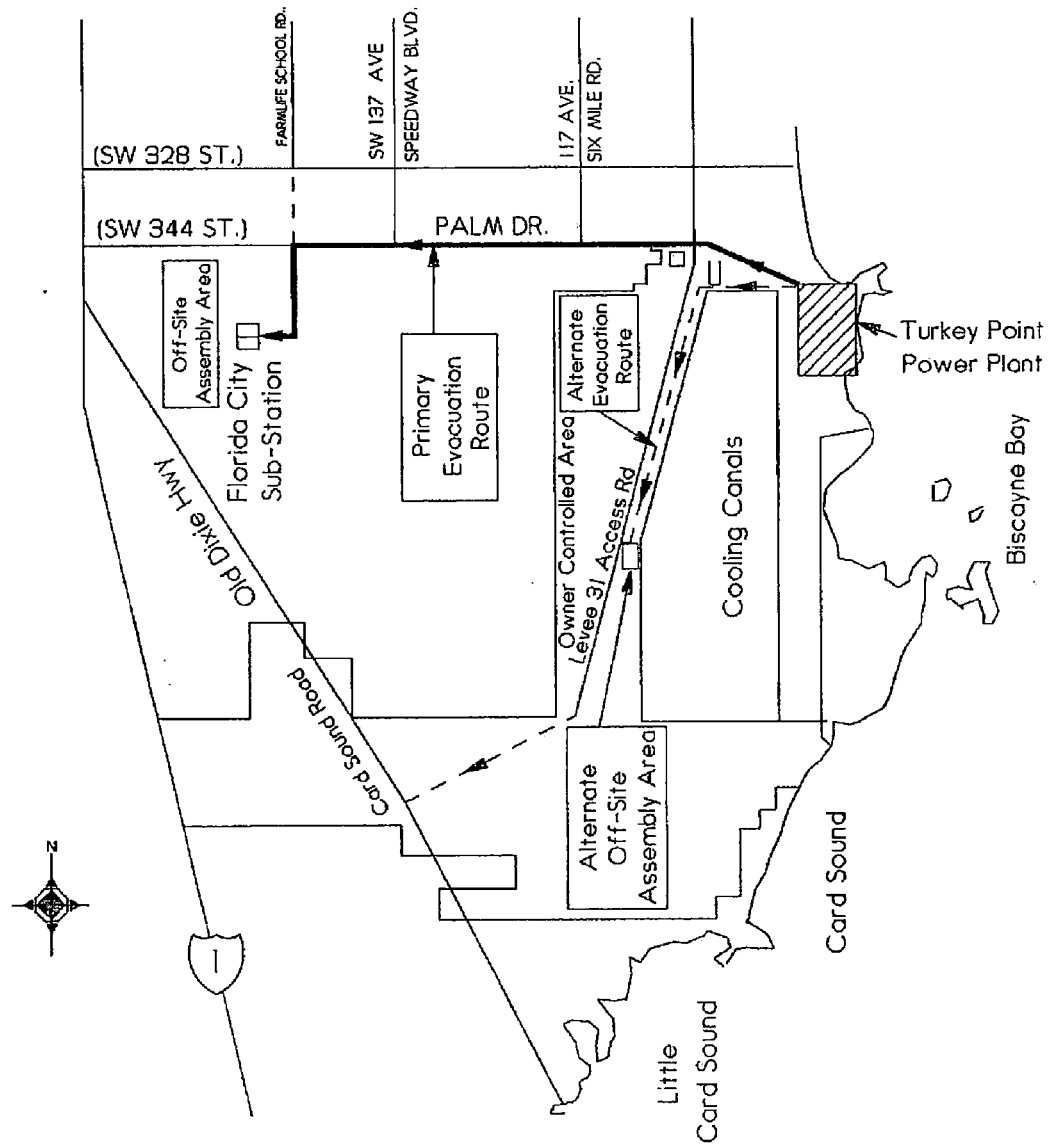
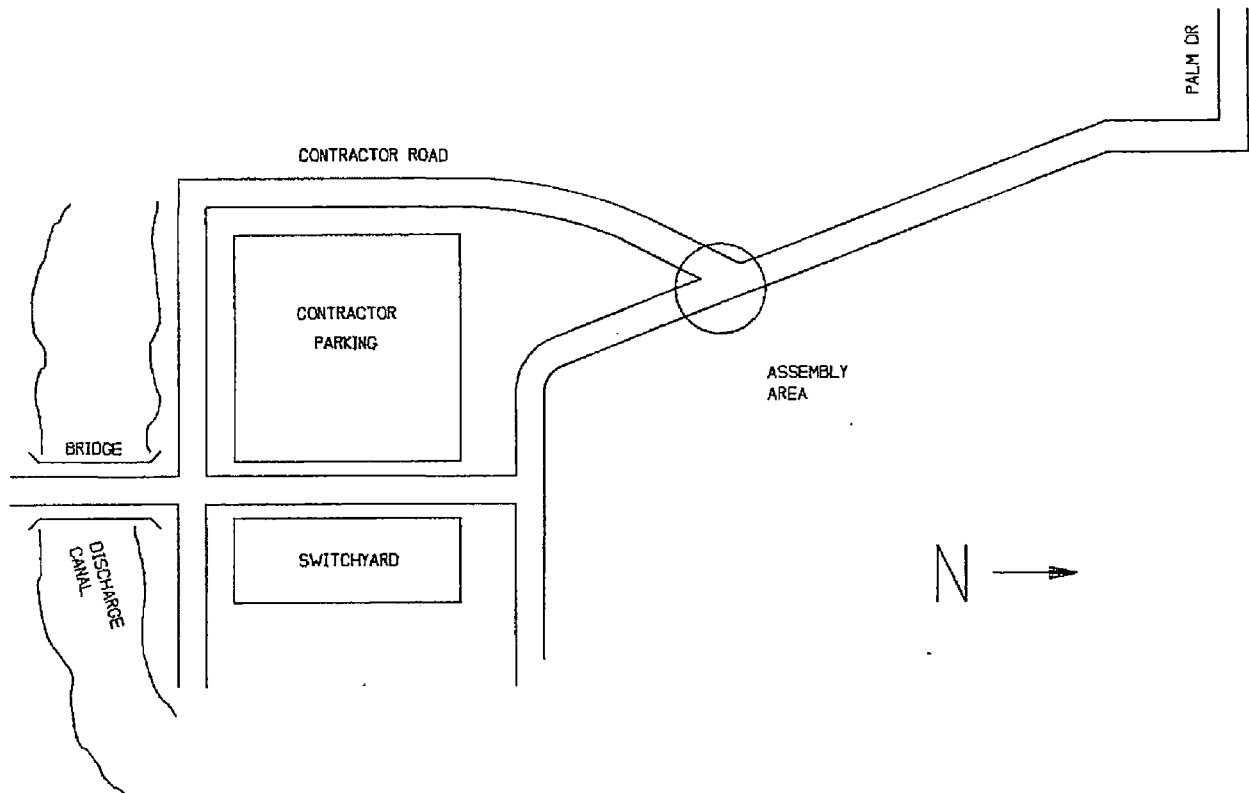


FIGURE 2
(Page 1 of 1)

ALTERNATE ASSEMBLY AREA FOR NON-RADIOLOGICAL HAZARDS



FINAL PAGE