

MANUAL HARD COPY DISTRIBUTION
DOCUMENT TRANSMITTAL 2016-12924

USER INFORMATION:

GERLACH*ROSEY M EMPL#:028401 CA#: 0363
Address: NUCSA2
Phone#: 254-3194

TRANSMITTAL INFORMATION:

TO: GERLACH*ROSEY M 04/01/2016

LOCATION: USNRC

FROM: NUCLEAR RECORDS DOCUMENT CONTROL CENTER (NUCSA-2)

THE FOLLOWING CHANGES HAVE OCCURRED TO THE HARDCOPY OR ELECTRONIC MANUAL ASSIGNED TO YOU. HARDCOPY USERS MUST ENSURE THE DOCUMENTS PROVIDED MATCH THE INFORMATION ON THIS TRANSMITTAL. WHEN REPLACING THIS MATERIAL IN YOUR HARDCOPY MANUAL, ENSURE THE UPDATE DOCUMENT ID IS THE SAME DOCUMENT ID YOU'RE REMOVING FROM YOUR MANUAL. TOOLS FROM THE HUMAN PERFORMANCE TOOL BAG SHOULD BE UTILIZED TO ELIMINATE THE CHANCE OF ERRORS.

ATTENTION: "REPLACE" directions do not affect the Table of Contents, Therefore no TOC will be issued with the updated material.

TRM1 - TECHNICAL REQUIREMENTS MANUAL UNIT 1

REMOVE MANUAL TABLE OF CONTENTS DATE: 12/03/2015

ADD MANUAL TABLE OF CONTENTS DATE: 03/31/2016

CATEGORY: DOCUMENTS TYPE: TRM1

ADD 1
NRR

ID: TEXT 3.2.1

ADD: REV: 17

REMOVE: REV:16

CATEGORY: DOCUMENTS TYPE: TRM1

ID: TEXT LOES

ADD: REV: 85

REMOVE: REV:84

ANY DISCREPANCIES WITH THE MATERIAL PROVIDED, CONTACT DCS @ X3107 OR X3136 FOR ASSISTANCE. UPDATES FOR HARDCOPY MANUALS WILL BE DISTRIBUTED WITHIN 3 DAYS IN ACCORDANCE WITH DEPARTMENT PROCEDURES. PLEASE MAKE ALL CHANGES AND ACKNOWLEDGE COMPLETE IN YOUR NIMS INBOX UPON COMPLETION OF UPDATES. FOR ELECTRONIC MANUAL USERS, ELECTRONICALLY REVIEW THE APPROPRIATE DOCUMENTS AND ACKNOWLEDGE COMPLETE IN YOUR NIMS INBOX.

SSS MANUAL

Manual Name: TRM1

Manual Title: TECHNICAL REQUIREMENTS MANUAL UNIT 1

Table Of Contents

Issue Date: 03/31/2016

<u>Procedure Name</u>	<u>Rev</u>	<u>Issue Date</u>	<u>Change ID</u>	<u>Change Number</u>
TEXT LOES	85	03/31/2016		
Title: LIST OF EFFECTIVE SECTIONS				
TEXT TOC	25	04/28/2015		
Title: TABLE OF CONTENTS				
TEXT 1.1	1	01/31/2014		
Title: USE AND APPLICATION DEFINITIONS				
TEXT 2.1	2	04/28/2015		
Title: PLANT PROGRAMS AND SETPOINTS PLANT PROGRAMS				
TEXT 2.2	10	01/31/2014		
Title: PLANT PROGRAMS AND SETPOINTS INSTRUMENT TRIP SETPOINT TABLE				
TEXT 3.0	5	03/05/2015		
Title: TECHNICAL REQUIREMENT FOR OPERATION (TRO) APPLICABILITY & SURVEILLANCE (TRS) APPLICABILITY				
TEXT 3.1.1	1	11/09/2007		
Title: REACTIVITY CONTROL SYSTEMS ANTICIPATED TRANSIENT WITHOUT SCRAM ALTERNATE ROD INJECTION (ATWS-ARI) INSTRUMENTATION				
TEXT 3.1.2	0	11/18/2002		
Title: REACTIVITY CONTROL SYSTEMS CONTROL ROD DRIVE (CRD) HOUSING SUPPORT				
TEXT 3.1.3	5	04/16/2009		
Title: REACTIVITY CONTROL SYSTEMS CONTROL ROD BLOCK INSTRUMENTATION				
TEXT 3.1.4	0	11/18/2002		
Title: REACTIVITY CONTROL SYSTEMS CONTROL ROD SCRAM ACCUMULATORS INSTRUMENTATION & CHECK VALVE				
TEXT 3.2.1	17	03/31/2016		
Title: CORE OPERATING LIMITS REPORT (COLR)				

SSES MANUAL

Manual Name: TRM1

Manual Title: TECHNICAL REQUIREMENTS MANUAL UNIT 1

TEXT 3.3.1 0 11/18/2002
Title: INSTRUMENTATION RADIATION MONITORING INSTRUMENTATION

TEXT 3.3.2 3 03/31/2011
Title: INSTRUMENTATION SEISMIC MONITORING INSTRUMENTATION

TEXT 3.3.3 2 11/09/2007

Title: INSTRUMENTATION METEOROLOGICAL MONITORING INSTRUMENTATION

TEXT 3.3.4 8 10/14/2015

Title: INSTRUMENTATION TRM POST-ACCIDENT MONITORING INSTRUMENTATION

TEXT 3.3.5 0 11/18/2002
Title: INSTRUMENTATION THIS PAGE INTENTIONALLY LEFT BLANK

TEXT 3.3.6 4 04/29/2014
Title: INSTRUMENTATION TRM ISOLATION ACTUATION INSTRUMENTATION

TEXT 3.3.7 2 11/10/2015

Title: INSTRUMENTATION MAIN TURBINE OVERSPEED PROTECTION SYSTEM

TEXT 3.3.8 1 10/22/2003

Title: INSTRUMENTATION TRM RPS INSTRUMENTATION

TEXT 3.3.9 3 04/17/2008

Title: OPRM INSTRUMENTATION CONFIGURATION

TEXT 3.3.10 1 12/14/2004

Title: INSTRUMENTATION REACTOR RECIRCULATION PUMP MG SET STOPS

TEXT 3.3.11 1 10/22/2003

Title: INSTRUMENTATION MVP ISOLATION INSTRUMENTATION

TEXT 3.3.12 1 03/05/2015

Title: WATER MONITORING INSTRUMENTATION

SSS MANUAL

Manual Name: TRM1

Manual Title: TECHNICAL REQUIREMENTS MANUAL UNIT 1

TEXT 3.4.1 1 04/26/2006

Title: REACTOR COOLANT SYSTEM REACTOR COOLANT SYSTEM CHEMISTRY

TEXT 3.4.2 1 04/16/2009

Title: REACTOR COOLANT SYSTEM STRUCTURAL INTEGRITY

TEXT 3.4.3 1 11/09/2007

Title: REACTOR COOLANT SYSTEM HIGH/LOW PRESSURE INTERFACE LEAKAGE MONITORS

TEXT 3.4.4 2 04/17/2008

Title: REACTOR COOLANT SYSTEM REACTOR RECIRCULATION FLOW AND ROD LINE LIMIT

TEXT 3.4.5 1 04/26/2006

Title: REACTOR COOLANT SYSTEM REACTOR VESSEL MATERIALS

TEXT 3.4.6 2 04/25/2013

Title: REACTOR RECIRCULATION SINGLE LOOP OPERATION SLO FLOW RATE RESTRICTION

TEXT 3.5.1 1 02/04/2005

Title: EMERGENCY CORE COOLING AND RCIC ADS MANUAL INHIBIT

TEXT 3.5.2 1 11/09/2007

Title: EMERGENCY CORE COOLING AND RCIC ECCS AND RCIC SYSTEM MONITORING INSTRUMENTATION

TEXT 3.5.3 0 11/18/2002

Title: EMERGENCY CORE COOLING AND RCIC LONG TERM NITROGEN SUPPLY TO ADS

TEXT 3.6.1 0 11/18/2002

Title: CONTAINMENT VENTING OR PURGING

TEXT 3.6.2 2 04/29/2014

Title: SUPPRESSION CHAMBER TO DRYWELL VACUUM BREAKER POSITION INDICATION

TEXT 3.6.3 0 11/18/2002

Title: CONTAINMENT SUPPRESSION POOL ALARM INSTRUMENTATION

SSS MANUAL

Manual Name: TRM1

Manual Title: TECHNICAL REQUIREMENTS MANUAL UNIT 1

TEXT 3.6.4 0 11/18/2002

Title: CONTAINMENT PRIMARY CONTAINMENT CLOSED SYSTEM BOUNDARIES

TEXT 3.7.1 0 11/18/2002

Title: PLANT SYSTEMS EMERGENCY SERVICE WATER SYSTEM (ESW) SHUTDOWN

TEXT 3.7.2 0 11/18/2002

Title: PLANT SYSTEMS ULTIMATE HEAT SINK (UHS) AND GROUND WATER LEVEL

TEXT 3.7.3.1 2 04/16/2009

Title: PLANT SYSTEMS FIRE SUPPRESSION WATER SUPPLY SYSTEM

TEXT 3.7.3.2 3 04/16/2009

Title: PLANT SYSTEMS SPRAY AND SPRINKLER SYSTEMS

TEXT 3.7.3.3 3 04/16/2009

Title: PLANT SYSTEMS CO2 SYSTEMS

TEXT 3.7.3.4 2 04/16/2009

Title: PLANT SYSTEMS HALON SYSTEMS

TEXT 3.7.3.5 2 04/16/2009

Title: PLANT SYSTEMS FIRE HOSE STATIONS

TEXT 3.7.3.6 2 04/16/2009

Title: PLANT SYSTEMS YARD FIRE HYDRANTS AND HYDRANT HOSE HOUSES

TEXT 3.7.3.7 1 04/26/2006

Title: PLANT SYSTEMS FIRE RATED ASSEMBLIES

TEXT 3.7.3.8 10 09/27/2012

Title: PLANT SYSTEMS FIRE DETECTION INSTRUMENTATION

TEXT 3.7.4 1 04/26/2006

Title: PLANT SYSTEMS SOLID RADWASTE SYSTEM

SSS MANUAL

Manual Name: TRM1

Manual Title: TECHNICAL REQUIREMENTS MANUAL UNIT 1

TEXT 3.7.5.1 1 03/05/2015

Title: PLANT SYSTEMS MAIN CONDENSER OFFGAS HYDROGEN MONITOR

TEXT 3.7.5.2 0 11/18/2002

Title: PLANT SYSTEMS MAIN CONDENSER OFFGAS EXPLOSIVE GAS MIXTURE

TEXT 3.7.5.3 1 04/26/2006

Title: PLANT SYSTEMS LIQUID HOLDUP TANKS

TEXT 3.7.6 3 06/04/2012

Title: PLANT SYSTEMS ESSW PUMPHOUSE VENTILATION

TEXT 3.7.7 2 09/05/2008

Title: PLANT SYSTEMS MAIN CONDENSER OFFGAS PRETREATMENT LOGARITHMIC RADIATION MONITORING

TEXT 3.7.8 5 03/05/2015

Title: PLANT SYSTEMS SNUBBERS

TEXT 3.7.9 2 01/31/2014

Title: PLANT SYSTEMS CONTROL STRUCTURE HVAC

TEXT 3.7.10 1 12/14/2004

Title: PLANT SYSTEMS SPENT FUEL STORAGE POOLS (SFSPS)

TEXT 3.7.11 0 04/16/2009

Title: STRUCTURAL INTEGRITY

TEXT 3.8.1 2 04/05/2010

Title: ELECTRICAL POWER PRIMARY CONTAINMENT PENETRATION CONDUCTOR OVERCURRENT PROTECTIVE DEVICES

TEXT 3.8.2.1 2 11/09/2007

Title: ELECTRICAL POWER MOTOR OPERATED VALVES (MOV) THERMAL OVERLOAD PROTECTION - CONTINUOUS

TEXT 3.8.2.2 2 12/14/2004

Title: ELECTRICAL POWER MOTOR OPERATED VALVES (MOV) THERMAL OVERLOAD PROTECTION - AUTOMATIC

SSSES MANUAL

Manual Name: TRM1

Manual Title: TECHNICAL REQUIREMENTS MANUAL UNIT 1

TEXT 3.8.3 2 03/05/2015

Title: ELECTRICAL POWER DIESEL GENERATOR (DG) MAINTENANCE ACTIVITIES

TEXT 3.8.4 0 11/18/2002

Title: ELECTRICAL POWER 24 VDC ELECTRICAL POWER SUBSYSTEM

TEXT 3.8.5 1 11/14/2013

Title: ELECTRICAL POWER DEGRADED VOLTAGE PROTECTION

TEXT 3.8.6 1 12/08/2011

Title: ELECTRICAL POWER EMERGENCY SWITCHGEAR ROOM COOLING

TEXT 3.8.7 1 06/15/2009

Title: BATTERY MAINTENANCE AND MONITORING PROGRAM

TEXT 3.9.1 0 11/18/2002

Title: REFUELING OPERATIONS DECAY TIME

TEXT 3.9.2 0 11/18/2002

Title: REFUELING OPERATIONS COMMUNICATIONS

TEXT 3.9.3 0 11/18/2002

Title: REFUELING OPERATIONS REFUELING PLATFORM

TEXT 3.10.1 1 04/26/2006

Title: MISCELLANEOUS SEAL SOURCE CONTAMINATION

TEXT 3.10.2 2 08/08/2006

Title: MISCELLANEOUS SHUTDOWN MARGIN TEST RPS INSTRUMENTATION

TEXT 3.10.3 2 06/15/2010

Title: MISCELLANEOUS INDEPENDENT SPENT FUEL STORAGE INSTALLATION (ISFSI)

TEXT 3.10.4 2 04/17/2008

Title: MISCELLANEOUS LEADING EDGE FLOW METER (LEFM)

SSES MANUAL

Manual Name: TRM1

Manual Title: TECHNICAL REQUIREMENTS MANUAL UNIT 1

TEXT 3.11.1.1	1	04/26/2006
Title: RADIOACTIVE EFFLUENTS LIQUID EFFLUENTS CONCENTRATION		
TEXT 3.11.1.2	1	04/26/2006
Title: RADIOACTIVE EFFLUENTS LIQUID EFFLUENTS DOSE		
TEXT 3.11.1.3	1	04/26/2006
Title: RADIOACTIVE EFFLUENTS LIQUID WASTE TREATMENT SYSTEM		
TEXT 3.11.1.4	2	10/09/2012
Title: RADIOACTIVE EFFLUENTS LIQUID RADWASTE EFFLUENT MONITORING INSTRUMENTATION		
TEXT 3.11.1.5	3	03/05/2015
Title: RADIOACTIVE EFFLUENTS RADIOACTIVE LIQUID PROCESS MONITORING INSTRUMENTATION		
TEXT 3.11.2.1	3	04/26/2006
Title: RADIOACTIVE EFFLUENTS DOSE RATE		
TEXT 3.11.2.2	1	04/26/2006
Title: RADIOACTIVE EFFLUENTS DOSE - NOBLE GASES		
TEXT 3.11.2.3	1	04/26/2006
Title: RADIOACTIVE EFFLUENTS DOSE - IODINE, TRITIUM, AND RADIONUCLIDES IN PARTICULATE FORM		
TEXT 3.11.2.4	0	11/18/2002
Title: RADIOACTIVE EFFLUENTS GASEOUS RADWASTE TREATMENT SYSTEM		
TEXT 3.11.2.5	4	07/03/2013
Title: RADIOACTIVE EFFLUENTS VENTILATION EXHAUST TREATMENT SYSTEM.		
TEXT 3.11.2.6	5	04/28/2015
Title: RADIOACTIVE EFFLUENTS RADIOACTIVE GASEOUS EFFLUENT MONITORING INSTRUMENTATION		
TEXT 3.11.3	1	04/26/2006
Title: RADIOACTIVE EFFLUENTS TOTAL DOSE		

SSS MANUAL

Manual Name: TRM1

Manual Title: TECHNICAL REQUIREMENTS MANUAL UNIT 1

TEXT 3.11.4.1 5 03/05/2015

Title: RADIOACTIVE EFFLUENTS MONITORING PROGRAM

TEXT 3.11.4.2 2 04/26/2006

Title: RADIOACTIVE EFFLUENTS LAND USE CENSUS

TEXT 3.11.4.3 1 04/26/2006

Title: RADIOACTIVE EFFLUENTS INTERLABORATORY COMPARISON PROGRAM

TEXT 3.12.1 0 11/19/2002

Title: LOADS CONTROL PROGRAM CRANE TRAVEL-SPENT FUEL POOL STORAGE POOL

TEXT 3.12.2 4 04/17/2008

Title: LOADS CONTROL PROGRAM HEAVY LOADS REQUIREMENTS

TEXT 3.12.3 0 11/19/2002

Title: LOADS CONTROL PROGRAM LIGHT LOADS REQUIREMENT

TEXT 4.1 0 08/31/1998

Title: ADMINISTRATIVE CONTROLS ORGANIZATION

TEXT 4.2 0 08/31/1998

Title: ADMINISTRATIVE CONTROLS REPORTABLE EVENT ACTION

TEXT 4.3 0 08/31/1998

Title: ADMINISTRATIVE CONTROLS SAFETY LIMIT VIOLATION

TEXT 4.4 1 12/18/2008

Title: ADMINISTRATIVE CONTROLS PROCEDURES & PROGRAMS

TEXT 4.5 0 08/31/1998

Title: ADMINISTRATIVE CONTROLS REPORTING REQUIREMENTS

TEXT 4.6 0 08/31/1998

Title: ADMINISTRATIVE CONTROLS RADIATION PROTECTION PROGRAM

SSS MANUAL

Manual Name: TRM1

Manual Title: TECHNICAL REQUIREMENTS MANUAL UNIT 1

TEXT 4.7 0 08/31/1998

Title: ADMINISTRATIVE CONTROLS TRAINING

TEXT B3.0 5 03/05/2015

Title: APPLICABILITY BASES TECHNICAL REQUIREMENT FOR OPERATION (TRO) APPLICABILITY

TEXT B3.1.1 2 04/29/2014

Title: REACTIVITY CONTROL SYSTEMS BASES ANTICIPATED TRANSIENT WITHOUT SCRAM ALTERNATE
ROD INJECTION (ATWS-ARI) INSTRUMENTATION

TEXT B3.1.2 0 11/19/2002

Title: REACTIVITY CONTROL SYSTEMS BASES CONTROL ROD DRIVE (CRD) HOUSING SUPPORT

TEXT B3.1.3 3 03/31/2006

Title: REACTIVITY CONTROL SYSTEMS BASES CONTROL ROD BLOCK INSTRUMENTATION

TEXT B3.1.4 0 11/19/2002

Title: REACTIVITY CONTROL SYSTEMS BASES CONTROL ROD SCRAM ACCUMULATORS INSTRUMENTATION
AND CHECK VALVE

TEXT B3.2.1 0 11/19/2002

Title: CORE OPERATING LIMITS BASES CORE OPERATING LIMITS REPORT (COLR)

TEXT B3.3.1 1 01/31/2014

Title: INSTRUMENTATION BASES RADIATION MONITORING INSTRUMENTATION

TEXT B3.3.2 2 03/31/2011

Title: INSTRUMENTATION BASES SEISMIC MONITORING INSTRUMENTATION

TEXT B3.3.3 3 12/18/2008

Title: INSTRUMENTATION BASES METEOROLOGICAL MONITORING INSTRUMENTATION

TEXT B3.3.4 5 10/14/2015

Title: INSTRUMENTATION BASES TRM POST ACCIDENT MONITORING (PAM) INSTRUMENTATION

TEXT B3.3.5 2 11/09/2007

Title: INSTRUMENTATION BASES THIS PAGE INTENTIONALLY LEFT BLANK

SSES MANUAL

Manual Name: TRM1

Manual Title: TECHNICAL REQUIREMENTS MANUAL UNIT 1

TEXT B3.3.6 5 01/31/2014

Title: INSTRUMENTATION BASES TRM ISOLATION ACTUATION INSTRUMENTATION

TEXT B3.3.7 2 11/10/2015

Title: INSTRUMENTATION BASES MAIN TURBINE OVERSPEED PROTECTION SYSTEM

TEXT B3.3.8 1 10/22/2003

Title: INSTRUMENTATION BASES TRM REACTOR PROTECTION SYSTEM (RPS) INSTRUMENTATION

TEXT B3.3.9 3 04/17/2008

Title: OPRM INSTRUMENTATION

TEXT B3.3.10 3 08/09/2010

Title: INSTRUMENTATION BASES REACTOR RECIRCULATION PUMP MG SET STOPS

TEXT B3.3.11 1 10/22/2003

Title: INSTRUMENTATION BASES MVP ISOLATION INSTRUMENTATION

TEXT B3.3.12 0 04/16/2009

Title: WATER MONITORING INSTRUMENTATION

TEXT B3.4.1 0 11/19/2002

Title: REACTOR COOLANT SYSTEM BASES REACTOR COOLANT SYSTEM CHEMISTRY

TEXT B3.4.2 1 04/16/2009

Title: REACTOR COOLANT SYSTEM BASES STRUCTURAL INTEGRITY

TEXT B3.4.3 1 11/09/2007

Title: REACTOR COOLANT SYSTEM BASES HIGH/LOW PRESSURE INTERFACE LEAKAGE MONITOR

TEXT B3.4.4 0 11/19/2002

Title: REACTOR COOLANT SYSTEM BASES REACTOR RECIRCULATION FLOW AND ROD LINE LIMIT

TEXT B3.4.5 0 11/19/2002

Title: REACTOR COOLANT SYSTEM BASES REACTOR VESSEL MATERIALS

SSES MANUAL

Manual Name: TRM1

Manual Title: TECHNICAL REQUIREMENTS MANUAL UNIT 1

TEXT B3.4.6 2 04/25/2013

Title: REACTOR RECIRCULATION SINGLE LOOP OPERATION SLO FLOW RATE RESTRICTION

TEXT B3.5.1 0 11/19/2002

Title: ECCS AND RCIC BASES ADS MANUAL INHIBIT

TEXT B3.5.2 1 11/09/2007

Title: ECCS AND RCIC BASES ECCS AND RCIC SYSTEM MONITORING INSTRUMENTATION

TEXT B3.5.3 1 11/09/2007

Title: ECCS AND RCIC BASES LONG TERM NITROGEN SUPPLY TO ADS

TEXT B3.6.1 0 11/19/2002

Title: CONTAINMENT BASES VENTING OR PURGING

TEXT B3.6.2 0 11/19/2002

Title: CONTAINMENT BASES SUPPRESSION CHAMBER-TO-DRYWELL VACUUM BREAKER POSITION INDICATION

TEXT B3.6.3 2 04/17/2008

Title: CONTAINMENT BASES SUPPRESSION POOL ALARM INSTRUMENTATION

TEXT B3.6.4 1 12/14/2004

Title: CONTAINMENT BASES PRIMARY CONTAINMENT CLOSED SYSTEM BOUNDARIES

TEXT B3.7.1 0 11/19/2002

Title: PLANT SYSTEMS BASES EMERGENCY SERVICE WATER SYSTEM (SHUTDOWN)

TEXT B3.7.2 0 11/19/2002

Title: PLANT SYSTEMS BASES ULTIMATE HEAT SINK (UHS) GROUND WATER LEVEL

TEXT B3.7.3.1 3 06/15/2010

Title: PLANT SYSTEMS BASES FIRE SUPPRESSION WATER SUPPLY SYSTEM

TEXT B3.7.3.2 2 04/26/2006

Title: PLANT SYSTEMS BASES SPRAY AND SPRINKLER SYSTEMS

SSS MANUAL

Manual Name: TRM1

Manual Title: TECHNICAL REQUIREMENTS MANUAL UNIT 1

TEXT B3.7.3.3 0 11/19/2002

Title: PLANT SYSTEMS BASES CO2 SYSTEMS

TEXT B3.7.3.4 3 04/29/2014

Title: PLANT SYSTEMS BASES HALON SYSTEMS

TEXT B3.7.3.5 1 04/26/2006

Title: PLANT SYSTEMS BASES FIRE HOSE STATIONS

TEXT B3.7.3.6 1 04/26/2006

Title: PLANT SYSTEMS BASES YARD FIRE HYDRANTS AND HYDRANT HOSE HOUSES

TEXT B3.7.3.7 0 11/19/2002

Title: PLANT SYSTEMS BASES FIRE RATED ASSEMBLIES

TEXT B3.7.3.8 3 09/27/2012

Title: PLANT SYSTEMS BASES FIRE DETECTION INSTRUMENTATION

TEXT B3.7.4 0 11/19/2002

Title: PLANT SYSTEMS BASES SOLID RADWASTE SYSTEM

TEXT B3.7.5.1 0 11/19/2002

Title: PLANT SYSTEMS BASES MAIN CONDENSER OFFGAS HYDROGEN MONITOR

TEXT B3.7.5.2 0 11/19/2002

Title: PLANT SYSTEMS BASES MAIN CONDENSER OFFGAS EXPLOSIVE GAS MIXTURE

TEXT B3.7.5.3 0 11/19/2002

Title: PLANT SYSTEMS BASES LIQUID HOLDUP TANKS

TEXT B3.7.6 4 06/04/2013

Title: PLANT SYSTEMS BASES ESSW PUMPHOUSE VENTILATION

TEXT B3.7.7 2 01/31/2008

Title: PLANT SYSTEMS BASES MAIN CONDENSER OFFGAS PRETREATMENT LOGARITHMIC RADIATION
MONITORING INSTRUMENTATION

SSES MANUAL

Manual Name: TRM1

Manual Title: TECHNICAL REQUIREMENTS MANUAL UNIT 1

TEXT B3.7.8 4 01/31/2014

Title: PLANT SYSTEMS BASES SNUBBERS

TEXT B3.7.9 2 12/08/2011

Title: PLANT SYSTEMS BASES CONTROL STRUCTURE HVAC

TEXT B3.7.10 1 12/14/2004

Title: PLANT SYSTEMS BASES SPENT FUEL STORAGE POOLS

TEXT B3.7.11 1 04/14/2010

Title: STRUCTURAL INTEGRITY

TEXT B3.8.1 2 03/10/2010

Title: ELECTRICAL POWER BASES PRIMARY CONTAINMENT PENETRATION CONDUCTOR OVERCURRENT PROTECTIVE DEVICES

TEXT B3.8.2.1 0 11/19/2002

Title: ELECTRICAL POWER BASES MOTOR OPERATED VALVES (MOV) THERMAL OVERLOAD PROTECTION - CONTINUOUS

TEXT B3.8.2.2 1 09/17/2004

Title: ELECTRICAL POWER BASES MOTOR OPERATED VALVES (MOV) THERMAL OVERLOAD PROTECTION - AUTOMATIC

TEXT B3.8.3 0 11/19/2002

Title: ELECTRICAL POWER BASES DIESEL GENERATOR (DG) MAINTENANCE ACTIVITIES

TEXT B3.8.4 0 11/19/2002

Title: ELECTRICAL POWER BASES 24 VDC ELECTRICAL POWER SUBSYSTEM

TEXT B3.8.5 1 11/14/2013

Title: ELECTRICAL POWER BASES DEGRADED VOLTAGE PROTECTION

TEXT B3.8.6 2 12/08/2011

Title: ELECTRICAL POWER BASES EMERGENCY SWITCHGEAR ROOM COOLING

TEXT B3.8.7 2 06/04/2013

Title: BATTERY MAINTENANCE AND MONITORING PROGRAM

SSSES MANUAL

Manual Name: TRM1

Manual Title: TECHNICAL REQUIREMENTS MANUAL UNIT 1

TEXT B3.9.1 0 11/19/2002

Title: REFUELING OPERATIONS BASES DECAY TIME

TEXT B3.9.2 0 11/19/2002

Title: REFUELING OPERATIONS BASES COMMUNICATIONS

TEXT B3.9.3 0 11/19/2002

Title: REFUELING OPERATIONS BASES REFUELING PLATFORM

TEXT B3.10.1 0 11/19/2002

Title: MISCELLANEOUS BASES SEALED SOURCE CONTAMINATION

TEXT B3.10.2 1 03/31/2006

Title: MISCELLANEOUS BASES SHUTDOWN MARGIN TEST RPS INSTRUMENTATION

TEXT B3.10.3 0 11/19/2002

Title: MISCELLANEOUS BASES INDEPENDENT SPENT FUEL STORAGE INSTALLATION (ISFSI)

TEXT B3.10.4 1 04/17/2008

Title: MISCELLANEOUS BASES LEADING EDGE FLOW METER (LEFM)

TEXT B3.11.1.1 0 11/19/2002

Title: RADIOACTIVE EFFLUENTS BASES LIQUID EFFLUENTS CONCENTRATION

TEXT B3.11.1.2 0 11/19/2002

Title: RADIOACTIVE EFFLUENTS BASES LIQUID EFFLUENTS DOSE

TEXT B3.11.1.3 0 11/19/2002

Title: RADIOACTIVE EFFLUENTS BASES LIQUID WASTE TREATMENT SYSTEM

TEXT B3.11.1.4 0 11/19/2002

Title: RADIOACTIVE EFFLUENTS BASES LIQUID RADWASTE EFFLUENT MONITORING INSTRUMENTATION

TEXT B3.11.1.5 0 11/19/2002

Title: RADIOACTIVE EFFLUENTS BASES RADIOACTIVE LIQUID PROCESS MONITORING
INSTRUMENTATION

SSES MANUAL

Manual Name: TRM1

Manual Title: TECHNICAL REQUIREMENTS MANUAL UNIT 1

TEXT B3.11.2.1	1	12/14/2004
Title: RADIOACTIVE EFFLUENTS BASES DOSE RATE		
TEXT B3.11.2.2	0	11/19/2002
Title: RADIOACTIVE EFFLUENTS BASES DOSE - NOBLE GASES		
TEXT B3.11.2.3	0	11/19/2002
Title: RADIOACTIVE EFFLUENTS BASES DOSE - IODINE, TRITIUM, AND RADIONUCLIDES IN PARTICULATES FORM		
TEXT B3.11.2.4	0	11/19/2002
Title: RADIOACTIVE EFFLUENTS BASES GASEOUS RADWASTE TREATMENT SYSTEM		
TEXT B3.11.2.5	5	07/03/2013
Title: RADIOACTIVE EFFLUENTS BASES VENTILATION EXHAUST TREATMENT SYSTEM		
TEXT B3.11.2.6	1	01/27/2004
Title: RADIOACTIVE EFFLUENTS BASES RADIOACTIVE GASEOUS EFFLUENT MONITORING INSTRUMENTATION		
TEXT B3.11.3	0	11/19/2002
Title: RADIOACTIVE EFFLUENTS BASES TOTAL DOSE		
TEXT B3.11.4.1	5	03/05/2015
Title: RADIOACTIVE EFFLUENTS BASES MONITORING PROGRAM		
TEXT B3.11.4.2	0	11/19/2002
Title: RADIOACTIVE EFFLUENTS BASES LAND USE CENSUS		
TEXT B3.11.4.3	0	11/19/2002
Title: RADIOACTIVE EFFLUENTS BASES INTERLABORATORY COMPARISON PROGRAM		
TEXT B3.12.1	1	10/04/2007
Title: LOADS CONTROL PROGRAM BASES CRANE TRAVEL-SPENT FUEL STORAGE POOL		
TEXT B3.12.2	1	12/03/2010
Title: LOADS CONTROL PROGRAM BASES HEAVY LOADS REQUIREMENTS		

SSES MANUAL

Manual Name: TRM1

Manual Title: TECHNICAL REQUIREMENTS MANUAL UNIT 1

TEXT B3.12.3

0 11/19/2002

Title: LOADS CONTROL PROGRAM BASES LIGHT LOADS REQUIREMENTS

LIST OF EFFECTIVE SECTIONS (TECHNICAL REQUIREMENTS MANUAL)

<u>Section</u>	<u>Title</u>	<u>Effective Date</u>
TOC	TABLE OF CONTENTS	04/23/2015
1.0	USE AND APPLICATION	
	Page TRM / 1.0-1	10/04/2002
	Page TRM / 1.0-2	01/21/2014
	Page TRM / 1.0-3	10/04/2002
2.0	PLANT PROGRAMS	
	Page TRM / 2.0-1	04/23/2015
	Pages TRM / 2.0-2 and TRM / 2.0-3	01/28/2005
	Page TRM / 2.0-4	06/25/2002
	Page TRM / 2.0-5	01/21/2014
	Page TRM / 2.0-6	03/27/2008
	Page TRM / 2.0-7	05/15/2008
	Pages TRM / 2.0-8 and TRM / 2.0-9	01/07/2011
	Page TRM / 2.0-10	02/02/2010
	Page TRM / 2.0-11	11/15/2004
	Page TRM / 2.0-12	03/27/2008
	Pages TRM / 2.0-13 and TRM / 2.0-14	11/15/2004
	Page TRM / 2.0-15	11/15/2005
3.0	APPLICABILITY	
	Pages TRM / 3.0-1 and TRM / 3.0-2	02/19/2015
	Page TRM / 3.0-3	03/15/2002
	Page TRM / 3.0-4	02/19/2015
3.1	REACTIVITY CONTROL SYSTEMS	
	Page TRM / 3.1-1	10/31/2007
	Pages TRM / 3.1-2 and TRM / 3.1-3	08/31/1998
	Pages 3.1-4 and 3.1-5	08/31/1998
	Page TRM / 3.1-6	03/22/2006
	Page TRM / 3.1-7	04/07/2009
	Page TRM / 3.1-8	03/27/2008
	Pages TRM / 3.1-9 and TRM / 3.1-9a	02/18/1999
	Page TRM / 3.1-10	02/18/1999
3.2	CORE OPERATING LIMITS REPORT	
	Page TRM / 3.2-1	07/07/1999
	Pages TRM / 3.2-2 through TRM / 3.2-63	03/24/2016
3.3	INSTRUMENTATION	
	Pages TRM / 3.3-1 through TRM / 3.3-3	07/16/1999
	Page TRM / 3.3-4 and TRM / 3.3-5	10/31/2007
	Page TRM / 3.3-6	03/10/2011

LIST OF EFFECTIVE SECTIONS (TECHNICAL REQUIREMENTS MANUAL)

<u>Section</u>	<u>Title</u>	<u>Effective Date</u>
	Page TRM / 3.3-7	10/31/2007
	Page TRM / 3.3-8	08/31/1998
	Page TRM / 3.3-9	10/07/2015
	Page TRM / 3.3-9a	06/30/2010
	Page TRM / 3.3-10	10/31/2007
	Page TRM / 3.3-11	10/07/2015
	Page TRM / 3.3-11a	10/07/2015
	Page TRM / 3.3-12	03/30/2001
	Page TRM / 3.3-13	01/07/2011
	Page TRM / 3.3-14	12/14/1998
	Page TRM / 3.3-15	04/11/2014
	Page TRM / 3.3-16	01/07/2011
	Page TRM / 3.3-17	11/04/2015
	Page TRM / 3.3-17a	11/04/2015
	Page TRM / 3.3-18	10/31/2007
	Pages TRM / 3.3-19 through TRM / 3.3-21	10/22/2003
	Page TRM / 3.3-22	03/27/2008
	Page TRM / 3.3-22a	11/15/2004
	Pages TRM / 3.3-22b through TRM / 3.3-22d	03/22/2006
	Page TRM / 3.3-23	12/03/2004
	Pages TRM / 3.3-24 and TRM / 3.3-25	05/16/2003
	Page TRM / 3.3-26	10/22/2003
	Page TRM / 3.3-27	02/19/2015
	Page TRM / 3.3-28	04/07/2009
3.4	REACTOR COOLANT SYSTEM	
	Page TRM / 3.4-1	03/31/2006
	Pages TRM / 3.4-2 through TRM / 3.4-5	10/23/1998
	Pages TRM / 3.4-6 through TRM / 3.4-8	04/01/2009
	Page TRM / 3.4-9	08/31/1998
	Page TRM / 3.4-10	10/31/2007
	Page TRM / 3.4-11	08/31/1998
	Page TRM / 3.4-12	03/27/2008
	Page TRM / 3.4-13	03/31/2006
	Pages TRM / 3.4-14 and TRM / 3.4-15	04/25/2013
3.5	EMERGENCY CORE COOLING AND RCIC	
	Page TRM / 3.5-1	01/28/2005
	Pages TRM / 3.5-2 and TRM / 3.5-3	08/31/1998
	Pages TRM / 3.5-4 and TRM / 3.5-5	10/31/2007
	Pages 3.5-6 and 3.5-7	08/31/1998

LIST OF EFFECTIVE SECTIONS (TECHNICAL REQUIREMENTS MANUAL)

<u>Section</u>	<u>Title</u>	<u>Effective Date</u>
3.6	CONTAINMENT	
	Page 3.6-1	08/31/1998
	Pages TRM / 3.6-2 and TRM / 3.6-2a	04/16/2014
	Page 3.6-3	08/31/1998
	Page TRM / 3.6-4	01/07/2002
	Page 3.6-5	08/31/1998
	Pages TRM / 3.6-6 through TRM / 3.6-8	12/31/2002
3.7	PLANT SYSTEMS	
	Pages 3.7-1 through 3.7-3	08/31/1998
	Page TRM / 3.7-4	03/31/2006
	Pages TRM / 3.7-5	04/07/2009
	Pages TRM / 3.7-6 through TRM / 3.7-8	08/02/1999
	Pages TRM / 3.7-9 and TRM / 3.7-10	04/07/2009
	Page TRM / 3.7-11	12/29/1999
	Page TRM / 3.7-12	08/02/1999
	Page TRM / 3.7-13	04/07/2009
	Page TRM / 3.7-14	08/09/2005
	Pages TRM / 3.7-15 and TRM / 3.7-16	08/02/1999
	Page TRM / 3.7-17	04/07/2009
	Page TRM / 3.7-18	08/02/1999
	Page TRM / 3.7-19	04/07/2009
	Pages TRM / 3.7-20 through TRM / 3.7-22	08/02/1999
	Page TRM / 3.7-23	04/07/2009
	Page TRM / 3.7-24	03/31/2006
	Page TRM / 3.7-25	08/02/1999
	Page TRM / 3.7-26	09/25/2012
	Page TRM / 3.7-27	11/24/2011
	Pages TRM / 3.7-28 through TRM / 3.7-34a	09/25/2012
	Page TRM / 3.7-35	03/31/2006
	Pages TRM / 3.7-36 and TRM / 3.7-37	02/01/1999
	Page TRM / 3.7-38	02/19/2015
	Page TRM / 3.7-39	08/31/1998
	Page TRM / 3.7-40	03/31/2006
	Page TRM / 3.7-41	05/24/2012
	Pages TRM / 3.7-41a through TRM / 3.7-41c	05/24/2012
	Page TRM / 3.7-42	09/04/2008
	Page TRM / 3.7-43	08/31/1998
	Page TRM / 3.7-44	02/19/2015
	Pages TRM / 3.7-45 and TRM / 3.7-46	10/05/2006
	Page TRM / 3.7-47	06/07/2007

LIST OF EFFECTIVE SECTIONS (TECHNICAL REQUIREMENTS MANUAL)

<u>Section</u>	<u>Title</u>	<u>Effective Date</u>
	Page TRM / 3.7-48	10/05/2006
	Page TRM / 3.7-49	06/07/2007
	Pages TRM / 3.7-49a and TRM / 3.7-49b	10/05/2006
	Page TRM / 3.7-50	01/21/2014
	Page TRM / 3.7-51	08/16/2006
	Page TRM / 3.7-52	12/03/2004
	Page TRM / 3.7-53	04/15/2003
	Page TRM / 3.7-54	07/29/1999
	Pages TRM / 3.7-55 through TRM / 3.7-57	04/01/2009
3.8	ELECTRICAL POWER	
	Page TRM / 3.8-1	04/02/2002
	Page TRM / 3.8-2	01/28/2005
	Pages TRM / 3.8-3 and TRM / 3.8-4	03/25/2010
	Pages TRM / 3.8-5 and TRM / 3.8-6	04/02/2002
	Page TRM / 3.8-7	10/31/2007
	Pages TRM / 3.8-8 through TRM / 3.8-10	12/03/2004
	Page TRM / 3.8-11	09/03/2004
	Page TRM / 3.8-12	12/03/2004
	Page TRM / 3.8-13	02/19/2015
	Page TRM / 3.8-14	08/31/1998
	Pages TRM / 3.8-15 through TRM / 3.8-17	04/02/2002
	Page 3.8-18	08/31/1998
	Page TRM / 3.8-19	04/02/2002
	Page 3.8-20	08/31/1998
	Pages TRM / 3.8-21 and TRM / 3.8-22	06/06/1999
	Page TRM / 3.8-23	11/07/2013
	Pages TRM / 3.8-24 and TRM / 3.8-25	11/30/2011
	Page TRM / 3.8-26	05/28/2009
	Page TRM / 3.8-27	11/29/2006
	Pages TRM / 3.8-28 and TRM / 3.8-29	05/28/2009
3.9	REFUELING OPERATIONS	
	Pages 3.9-1 through 3.9-3	08/31/1998
3.10	MISCELLANEOUS	
	Page TRM / 3.10-1	03/31/2006
	Pages TRM / 3.10-2 and TRM / 3.10-3	08/31/1998
	Page TRM / 3.10-4	08/01/2006
	Pages TRM / 3.10-5 and TRM / 3.10-6	03/22/2006
	Page TRM / 3.10-7	06/10/2010
	Page TRM / 3.10-8	03/27/2008

LIST OF EFFECTIVE SECTIONS (TECHNICAL REQUIREMENTS MANUAL)

<u>Section</u>	<u>Title</u>	<u>Effective Date</u>
3.11	RADIOACTIVE EFFLUENTS	
	Page TRM / 3.11-1	03/31/2006
	Pages TRM / 3.11-2 and TRM / 3.11-3	08/31/1998
	Page TRM / 3.11-4	03/31/2006
	Page TRM / 3.11-5	08/31/1998
	Page TRM / 3.11-6	03/31/2006
	Pages TRM / 3.11-7 and TRM / 3.11-8	08/31/1998
	Pages TRM / 3.11-9 and TRM / 3.11-10	10/09/2012
	Pages TRM / 3.11-11 and TRM / 3.11-12	08/31/1998
	Page TRM / 3.11-13	02/19/2015
	Page TRM / 3.11-14	12/03/2004
	Pages 3.11-15 and 3.11-16	09/01/1998
	Page TRM / 3.11-17	03/31/2006
	Page 3.11-18	08/31/1998
	Page TRM / 3.11-19	08/15/2005
	Pages TRM / 3.11-20 and TRM / 3.11-21	03/31/2006
	Page TRM / 3.11-22	04/02/2002
	Page TRM / 3.11-23	11/14/2006
	Page TRM / 3.11-24	06/18/2013
	Page TRM / 3.11-25	04/12/2007
	Pages TRM / 3.11-26 and TRM / 3.11-27	01/21/2004
	Page TRM / 3.11-28	09/08/2009
	Page TRM / 3.11-29	12/03/2004
	Pages TRM / 3.11.30 and TRM / 3.11.31	01/21/2004
	Page TRM / 3.11.32	04/23/2015
	Page TRM / 3.11-33	03/31/2006
	Page TRM / 3.11-34	08/31/1998
	Page TRM / 3.11-35	03/31/2006
	Pages TRM / 3.11-36 through TRM / 3.11-39	11/30/2005
	Page TRM / 3.11-40	02/19/2015
	Pages TRM / 3.11-41 through TRM / 3.11-43	08/31/1998
	Page TRM / 3.11-44	08/01/2006
	Page TRM / 3.11-45	03/31/2006
	Page 3.11-46	08/31/1998
	Page TRM / 3.11-47	03/31/2006
3.12	LOADS CONTROL PROGRAM	
	Pages TRM / 3.12-1 through TRM / 3.12-3	02/05/1999
	Page TRM / 3.12-4	03/14/2008
	Page TRM / 3.12-5	02/05/1999
4.0	ADMINISTRATIVE CONTROLS	
	Pages 4.0-1 through 4.0-3	08/31/1998
	Page TRM / 4.0-4	12/11/2008
	Pages 4.0-5 through 4.0-8	08/31/1998

LIST OF EFFECTIVE SECTIONS (TECHNICAL REQUIREMENTS MANUAL)

<u>Section</u>	<u>Title</u>	<u>Effective Date</u>
B 3.0	APPLICABILITY BASES	
	Pages TRM / B 3.0-1 through TRM / B 3.0-3	08/31/1998
	Page TRM / B 3.0-4	02/19/2015
	Page TRM / B 3.0-4a and TRM / B 3.0-4b	02/19/2015
	Page TRM / B 3.0-5	02/19/2015
	Page TRM / B 3.0-6	08/31/1998
	Page TRM / B 3.0-7	04/12/2007
	Pages TRM / B 3.0-8 through TRM / B 3.0-10	08/31/1998
	Pages TRM / B 3.0-11 and TRM / B 3.0-12	03/15/2002
	Pages TRM / B 3.0-13 through TRM / B 3.0-15	02/19/2015
B 3.1	REACTIVITY CONTROL SYSTEMS BASES	
	Page TRM / B 3.1-1	07/13/1999
	Page TRM / B 3.1-2	04/16/2014
	Page TRM / B 3.1-3	10/31/2007
	Page B 3.1-4	08/31/1998
	Page TRM / B 3.1-5	11/15/2005
	Pages TRM / B 3.1-6 and TRM / B 3.1-7	03/22/2006
	Page TRM / B 3.1-8	02/18/1999
B 3.2	CORE OPERATING LIMITS BASES	
	Page B 3.2-1	08/31/1998
B 3.3	INSTRUMENTATION BASES	
	Page TRM / B 3.3-1	01/21/2014
	Page TRM / B 3.3-2	03/10/2011
	Page TRM / B 3.3-2a	10/31/2007
	Page TRM / B 3.3-3	12/11/2008
	Page TRM / B 3.3-3a	10/31/2007
	Page TRM / B 3.3-4	06/30/2010
	Page TRM / B 3.3-5	10/07/2015
	Page TRM / B 3.3-6	06/30/2010
	Page TRM / B 3.3-7	10/07/2015
	Page TRM / B 3.3-8	06/30/2010
	Page TRM / B 3.3-9	10/31/2007
	Pages TRM / B 3.3-10 through TRM / B 3.3-12	01/07/2011
	Page TRM / B 3.3-13	01/21/2014
	Page TRM / B 3.3-14	06/25/2002
	Page TRM / B 3.3-14a	11/04/2015
	Page TRM / B 3.3-14b	11/04/2015
	Page TRM / B 3.3-14c	11/04/2015
	Pages TRM / B 3.3-15 and TRM / B 3.3-16	10/22/2003
	Page TRM / B 3.3-17	03/22/2006
	Pages TRM / B 3.3-17a through TRM / B 3.3-17c	03/22/2006
	Page TRM / B 3.3-17d	03/27/2008

LIST OF EFFECTIVE SECTIONS (TECHNICAL REQUIREMENTS MANUAL)

<u>Section</u>	<u>Title</u>	<u>Effective Date</u>
	Pages TRM / B 3.3-17e and TRM / B 3.3-17f	03/22/2006
	Pages TRM / B 3.3-18 and TRM / B 3.3-19	08/03/2010
	Page TRM / B 3.3-20	10/22/2003
	Page TRM / B 3.3-21	05/16/2003
	Pages TRM / B 3.3-22 and TRM / B 3.3-23	04/07/2009
B 3.4	REACTOR COOLANT SYSTEM BASES	
	Page B 3.4-1	08/31/1998
	Pages TRM / B 3.4-2 and TRM / B 3.4-3	04/01/2009
	Pages TRM / B 3.4-4 and TRM / B 3.4-4a	10/31/2007
	Page TRM / B 3.4-5	10/15/1999
	Page B 3.4-6	08/31/1998
	Pages TRM / B 3.4-7 and TRM / B 3.4-8	04/25/2013
B 3.5	ECCS AND RCIC BASES	
	Pages B 3.5-1 and B 3.5-2	08/31/1998
	Pages TRM / B 3.5-3 through TRM / B 3.5-5	10/31/2007
B 3.6	CONTAINMENT BASES	
	Page TRM / B 3.6-1	07/26/2001
	Page TRM / B 3.6-2	02/01/1999
	Page B 3.6-3	08/31/1998
	Page TRM / B 3.6-4	03/27/2008
	Page TRM / B 3.6-5	04/04/2007
	Page TRM / B 3.6-6	12/03/2004
	Pages TRM / B.3.6-7 through TRM / B 3.6-11	12/31/2002
B 3.7	PLANT SYSTEMS BASES	
	Pages B 3.7-1 and B 3.7-2	08/31/1998
	Page TRM / B 3.7-3	06/10/2010
	Page TRM / B 3.7-3a	12/27/2007
	Page TRM / B 3.7-4	03/31/2006
	Page TRM / B 3.7-5	08/02/1999
	Page TRM / B 3.7-6	03/31/2006
	Pages TRM / B 3.7-7 and TRM / B 3.7-7a	08/02/1999
	Page TRM / B 3.7-8	05/29/2013
	Page TRM / B 3.7-9	04/11/2014
	Page TRM / B 3.7-10	08/02/1999
	Page TRM / B 3.7-10a	03/31/2006
	Page TRM / B 3.7-11	08/02/1999
	Page TRM / B 3.7-11a	03/31/2006
	Pages TRM / B 3.7-12 and TRM / B 3.7-13	08/02/1999
	Pages TRM / B 3.7-14 and TRM / B 3.7-14a	09/25/2012

SUSQUEHANNA STEAM ELECTRIC STATION
LIST OF EFFECTIVE SECTIONS (TECHNICAL REQUIREMENTS MANUAL)

Rev. 85

<u>Section</u>	<u>Title</u>	<u>Effective Date</u>
	Page TRM / B 3.7-14b	11/24/2011
	Pages TRM / B 3.7-15 and TRM / B 3.7-16	02/01/1999
	Pages B 3.7-17 through B 3.7-20	08/31/1998
	Page TRM / B 3.7-21	05/29/2013
	Pages TRM / B 3.7-21a through TRM / B 3.7-21d	05/24/2012
	Pages TRM / B 3.7-21e through TRM / B 3.7-21g	05/29/2013
	Page TRM / B 3.7-22 and TRM / B 3.7-23	01/30/2008
	Page TRM / B 3.7-24	10/05/2006
	Page TRM / B 3.7-25	01/21/2014
	Pages TRM / B 3.7-26 through TRM / B 3.7-28	10/05/2006
	Pages TRM / B 3.7-29 and TRM / B 3.7-30	06/07/2007
	Page TRM / B 3.7-30a	10/05/2006
	Page TRM / B 3.7-30b	01/21/2014
	Page TRM / B 3.7-31	11/30/2011
	Page TRM / B 3.7-32	03/09/2001
	Page TRM / B 3.7-33	04/15/2003
	Page TRM / B 3.7-34	12/03/2004
	Page TRM / B 3.7-35	07/05/2000
	Pages TRM / B 3.7-36 through TRM / B 3.7-39	04/01/2009
	Page TRM / B 3.7-40	04/08/2010
B 3.8	ELECTRICAL POWER BASES	
	Page TRM / B 3.8-1	04/02/2002
	Page TRM / B 3.8-2	01/28/2005
	Page TRM / B 3.8-2a	03/01/2010
	Page TRM / B 3.8-3	04/02/2002
	Page TRM / B 3.8-3a	04/02/2002
	Page TRM / B 3.8-4	09/03/2004
	Page TRM / B 3.8-4a	04/02/2002
	Page B 3.8-5	08/31/1998
	Pages TRM / B 3.8-6 through TRM / B 3.8-15	04/02/2002
	Page TRM / B 3.8-16	11/07/2013
	Page TRM / B 3.8-17	11/30/2011
	Pages TRM / B 3.8-17a and TRM / B 3.8-17b	11/30/2011
	Pages TRM / B 3.8-18 through TRM / B 3.8-20	05/29/2013
	Pages TRM / B 3.8-21 and TRM / B 3.8-22	05/28/2009
	Page TRM / B 3.8-23	05/29/2013
	Page TRM / B 3.8-24	05/28/2009
B.3.9	REFUELING OPERATIONS BASES	
	Pages B 3.9-1 through B 3.9-7	08/31/1998

LIST OF EFFECTIVE SECTIONS (TECHNICAL REQUIREMENTS MANUAL)

<u>Section</u>	<u>Title</u>	<u>Effective Date</u>
B 3.10	MISCELLANEOUS BASES	
	Page B 3.10-1	08/31/1998
	Pages TRM / B 3.10-2 and TRM / B 3.10-3	03/22/2006
	Pages TRM / B 3.10-4 and TRM / B 3.10-5	08/23/1999
	Page TRM / B 3.10-6	03/27/2008
B 3.11	RADIOACTIVE EFFLUENTS BASES	
	Pages B 3.11-1 through B 3.11-9	08/30/1998
	Page TRM / B 3.11-10	02/01/1999
	Pages TRM/B 3.11-11 and TRM/B 3.11-11a	04/07/2000
	Pages TRM/B 3.11-12 and TRM/B 3.11-13	02/01/1999
	Page TRM / B 3.11-14	12/03/2004
	Page TRM / B 3.11-15	02/01/1999
	Pages B 3.11-16 through B 3.11-19	08/30/1998
	Page TRM / B 3.11-20	04/02/2002
	Page TRM / B 3.11-20a	04/02/2002
	Page TRM / B 3.11-21	05/13/2005
	Pages TRM / B 3.11-22 and TRM / B 3.11-23	11/14/2006
	Pages TRM / B 3.11-23a and TRM / B 3.11-23b	06/18/2013
	Pages TRM / B 3.11-24 and TRM / B 3.11-25	01/21/2004
	Pages B 3.11-26 and B 3.11-27	08/30/1998
	Page TRM / B 3.11-28	11/30/2005
	Page TRM / B 3.11-29	02/19/2015
	Pages TRM / B 3.11-30 and TRM / B 3.11-31	05/29/2013
	Page TRM / B 3.11-32	08/30/1998
	Page TRM / B 3.11-33	06/30/2010
	Pages B 3.11-34 and B 3.11-35	08/30/1998
	Page TRM / B 3.11-36	02/12/1999
B.3.12	LOADS CONTROL PROGRAM BASES	
	Page TRM / B 3.12-1	09/19/2007
	Page TRM / B 3.12-2	11/29/2010
	Page TRM / B 3.12-3	02/05/1999

TRM1 text LOES
3/16/16

3.2 Core Operating Limits Report (COLR)

3.2.1 Core Operating Limits Report (COLR)

TRO 3.2.1 The Core Operating Limits specified in the attached COLR shall be met.

APPLICABILITY: Specified in the referenced Technical Specifications.

ACTIONS

CONDITION	REQUIRED ACTION	COMPLETION TIME
A. Core Operating Limits not met.	A.1 Perform action(s) described in referenced Technical Specification.	Specified in referenced Technical Specifications.

TECHNICAL REQUIREMENT SURVEILLANCE

SURVEILLANCE	FREQUENCY
-----NOTE----- No associated Surveillances. Surveillances are implemented in the applicable Technical Specifications. -----	N/A

Rev. 17

PL-NF-16-001
Rev. 0
Page 1 of 62

Susquehanna SES Unit 1 Cycle 20

CORE OPERATING LIMITS REPORT

**Nuclear Fuels
Engineering**

March 2016

CORE OPERATING LIMITS REPORT REVISION DESCRIPTION INDEX		
Rev. No.	Affected Sections	Description/Purpose of Revision
0	ALL	Issuance of this COLR is in support of Unit 1 Cycle 20 operation.

**SUSQUEHANNA STEAM ELECTRIC STATION
Unit 1 Cycle 20
CORE OPERATING LIMITS REPORT**

Table of Contents

1.0	<u>INTRODUCTION</u>	4
2.0	<u>DEFINITIONS</u>	5
3.0	<u>SHUTDOWN MARGIN</u>	6
4.0	<u>AVERAGE PLANAR LINEAR HEAT GENERATION RATE (APLHGR)</u>	7
5.0	<u>MINIMUM CRITICAL POWER RATIO (MCPR)</u>	9
6.0	<u>LINEAR HEAT GENERATION RATE (LHGR)</u>	27
7.0	<u>ROD BLOCK MONITOR (RBM) SETPOINTS AND OPERABILITY REQUIREMENTS</u>	38
8.0	<u>RECIRCULATION LOOPS - SINGLE LOOP OPERATION</u>	40
9.0	<u>POWER / FLOW MAP</u>	58
10.0	<u>OPRM SETPOINTS</u>	60
11.0	<u>REFERENCES</u>	61

1.0 INTRODUCTION

This CORE OPERATING LIMITS REPORT for Susquehanna Unit 1 Cycle 20 is prepared in accordance with the requirements of Susquehanna Unit 1, Technical Specification 5.6.5. As required by Technical Specifications 5.6.5, core shutdown margin, the core operating limits, RBM setpoints, and OPRM setpoints presented herein were developed using NRC-approved methods and are established such that all applicable limits of the plant safety analysis are met.

2.0 DEFINITIONS

Terms used in this COLR but not defined in Section 1.0 of the Technical Specifications or Section 1.1 of the Technical Requirements Manual are provided below.

- 2.1 The AVERAGE PLANAR EXPOSURE at a specified height shall be equal to the total energy produced per unit length at the specified height divided by the total initial weight of uranium per unit length at that height.
- 2.2 The PELLET EXPOSURE shall be equal to the total energy produced per unit length of fuel rod at the specified height divided by the total initial weight of uranium per unit length of that rod at that height.
- 2.3 FDLRX is the ratio of the maximum LHGR calculated by the core monitoring system for each fuel bundle divided by the LHGR limit for the applicable fuel bundle type.
- 2.4 LHGRFAC_f is a multiplier applied to the LHGR limit when operating at less than 108 Mlbm/hr core flow. The LHGRFAC_f multiplier protects against both fuel centerline melting and cladding strain during anticipated system transients initiated from core flows less than 108 Mlbm/hr.
- 2.5 LHGRFAC_p is a multiplier applied to the LHGR limit when operating at less than RATED THERMAL POWER. The LHGRFAC_p multiplier protects against both fuel centerline melting and cladding strain during anticipated system transients initiated from partial power conditions.
- 2.6 MFLCPR is the ratio of the applicable MCPR operating limit for the applicable fuel bundle type divided by the MCPR calculated by the core monitoring system for each fuel bundle.
- 2.7 MAPRAT is the ratio of the maximum APLHGR calculated by the core monitoring system for each fuel bundle divided by the APLGHR limit for the applicable fuel bundle type.
- 2.8 OPRM is the Oscillation Power Range Monitor. The Oscillation Power Range Monitor (OPRM) will reliably detect and suppress anticipated stability related power oscillations while providing a high degree of confidence that the MCPR safety limit is not violated.
- 2.9 N_p is the OPRM setpoint for the number of consecutive confirmations of oscillation half-cycles that will be considered evidence of a stability related power oscillation.
- 2.10 S_p is the OPRM trip setpoint for the peak to average OPRM signal.
- 2.11 F_p is the core flow, in Mlbm / hr, below which the OPRM RPS trip is activated.

3.0 SHUTDOWN MARGIN

3.1 Technical Specification Reference

Technical Specification 3.1.1

3.2 Description

The SHUTDOWN MARGIN shall be equal to or greater than:

- a) 0.38% $\Delta k/k$ with the highest worth rod analytically determined

OR

- b) 0.28% $\Delta k/k$ with the highest worth rod determined by test

Since core reactivity will vary during the cycle as a function of fuel depletion and poison burnup, Beginning of Cycle (BOC) SHUTDOWN MARGIN (SDM) tests must also account for changes in core reactivity during the cycle. Therefore, the SDM measured at BOC must be equal to or greater than the applicable requirement from either 3.2.a or 3.2.b plus an adder, "R". The adder, "R", is the difference between the calculated value of maximum core reactivity (that is, minimum SDM) during the operating cycle and the calculated BOC core reactivity. If the value of "R" is zero (that is, BOC is the most reactive point in the cycle) no correction to the BOC measured value is required.

The SHUTDOWN MARGIN limits provided in 3.2a and 3.2b are applicable in MODES 1, 2, 3, 4, and 5. This includes core shuffling.

4.0 AVERAGE PLANAR LINEAR HEAT GENERATION RATE (APLHGR)

4.1 Technical Specification Reference

Technical Specification 3.2.1

4.2 Description

The APLHGRs for ATRIUMTM-10 fuel shall not exceed the limit shown in Figure 4.2-1.

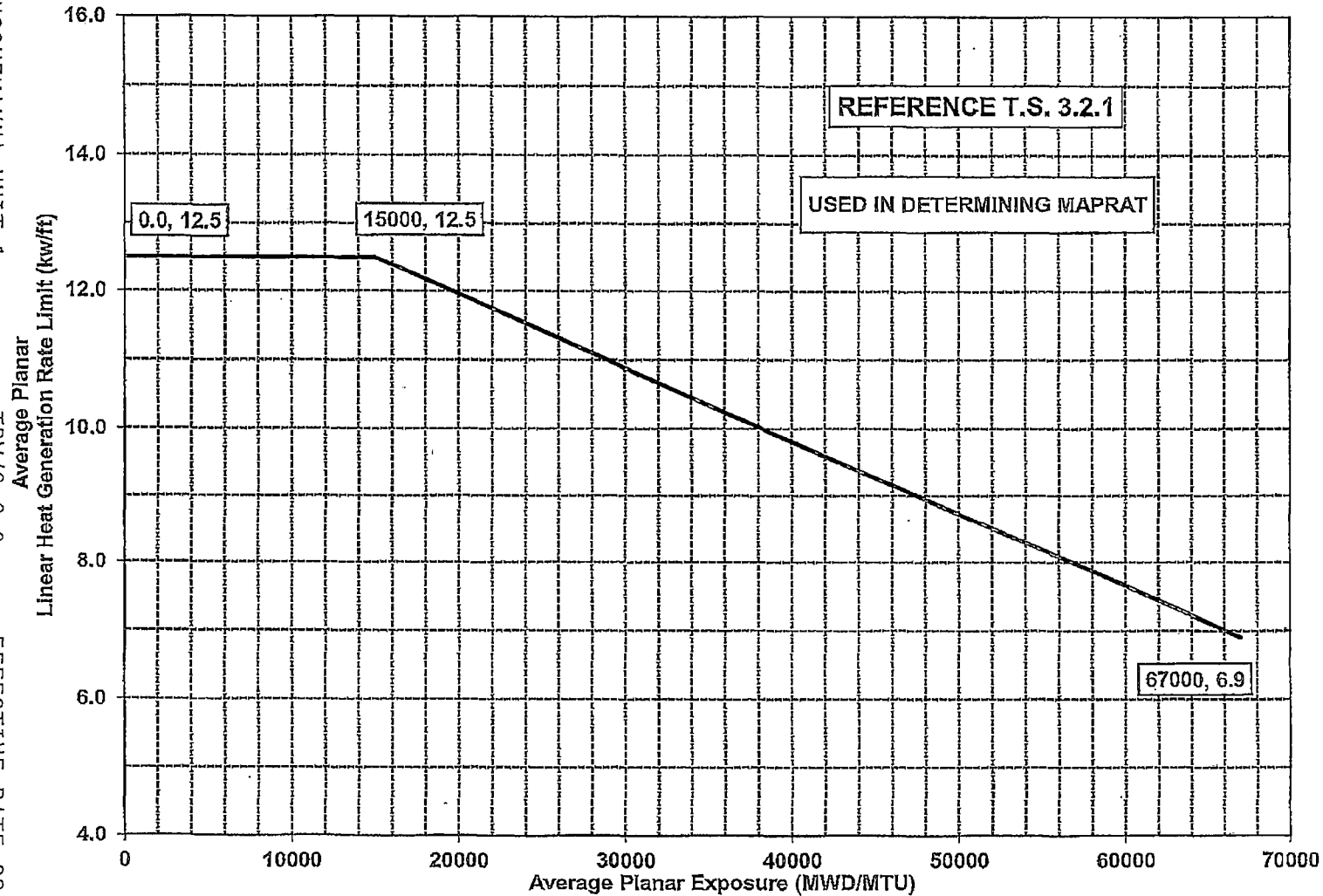
The APLHGR limits in Figure 4.2-1 are valid for Main Turbine Bypass Operable and Inoperable, EOC-RPT Operable and Inoperable, and Backup Pressure Regulator Operable and Inoperable in Two Loop operation. The APLHGR limits for Single Loop operation are provided in Section 8.0.

SSSES UNIT 1 CYCLE 20

SUSQUEHANNA UNIT 1

TRM/3.2-9

EFFECTIVE DATE 03/24/2016



AVERAGE PLANAR LINEAR HEAT GENERATION RATE LIMIT VERSUS
AVERAGE PLANAR EXPOSURE - TWO LOOP OPERATION
ATRIUM™-10 FUEL
FIGURE 4.2-1

Rev. 17

PL-NF-16-004
Rev. 0
Page 8 of 62

5.0 MINIMUM CRITICAL POWER RATIO (MCPR)

5.1 Technical Specification Reference

Technical Specification 3.2.2, 3.3.4.1, 3.7.6, and 3.7.8

5.2 Technical Requirements Manual Reference

Technical Requirements Manual 3.3.7

5.3 Description

The MCPR limit is specified as a function of core power, core flow, average scram insertion time per Section 5.3 and plant equipment operability status. The MCPR limits for all fuel types (ATRIUM™-10) shall be the greater of the Flow-Dependent or the Power-Dependent MCPR, depending on the applicable equipment operability status.

a) Main Turbine Bypass / EOC-RPT / Backup Pressure Regulator Operable

Figure 5.2-1: Flow-Dependent MCPR value determined from BOC to EOC

Figure 5.2-2: Power-Dependent MCPR value determined from BOC to EOC

b) Main Turbine Bypass Inoperable

Figure 5.2-3: Flow-Dependent MCPR value determined from BOC to EOC

Figure 5.2-4: Power-Dependent MCPR value determined from BOC to EOC

c) EOC-RPT Inoperable

Figure 5.2-5: Flow-Dependent MCPR value determined from BOC to EOC

Figure 5.2-6: Power-Dependent MCPR value determined from BOC to EOC

d) Backup Pressure Regulator Inoperable

Figure 5.2-7: Flow-Dependent MCPR value determined from BOC to EOC

Figure 5.2-8: Power Dependent MCPR value determined from BOC to EOC

e) One Turbine Stop Valve (TSV) or Turbine Control Valve (TCV) Closed

Figure 5.2-9: Flow-Dependent MCPR value determined from BOC to EOC

Figure 5.2-10: Power-Dependent MCPR value determined from BOC to EOC

The MCPR limits in Figures 5.2-1 through 5.2-10 are valid for Two Loop operation.

The MCPR limits for Single Loop operation are provided in Section 8.0.

5.4 Average Scram Time Fraction

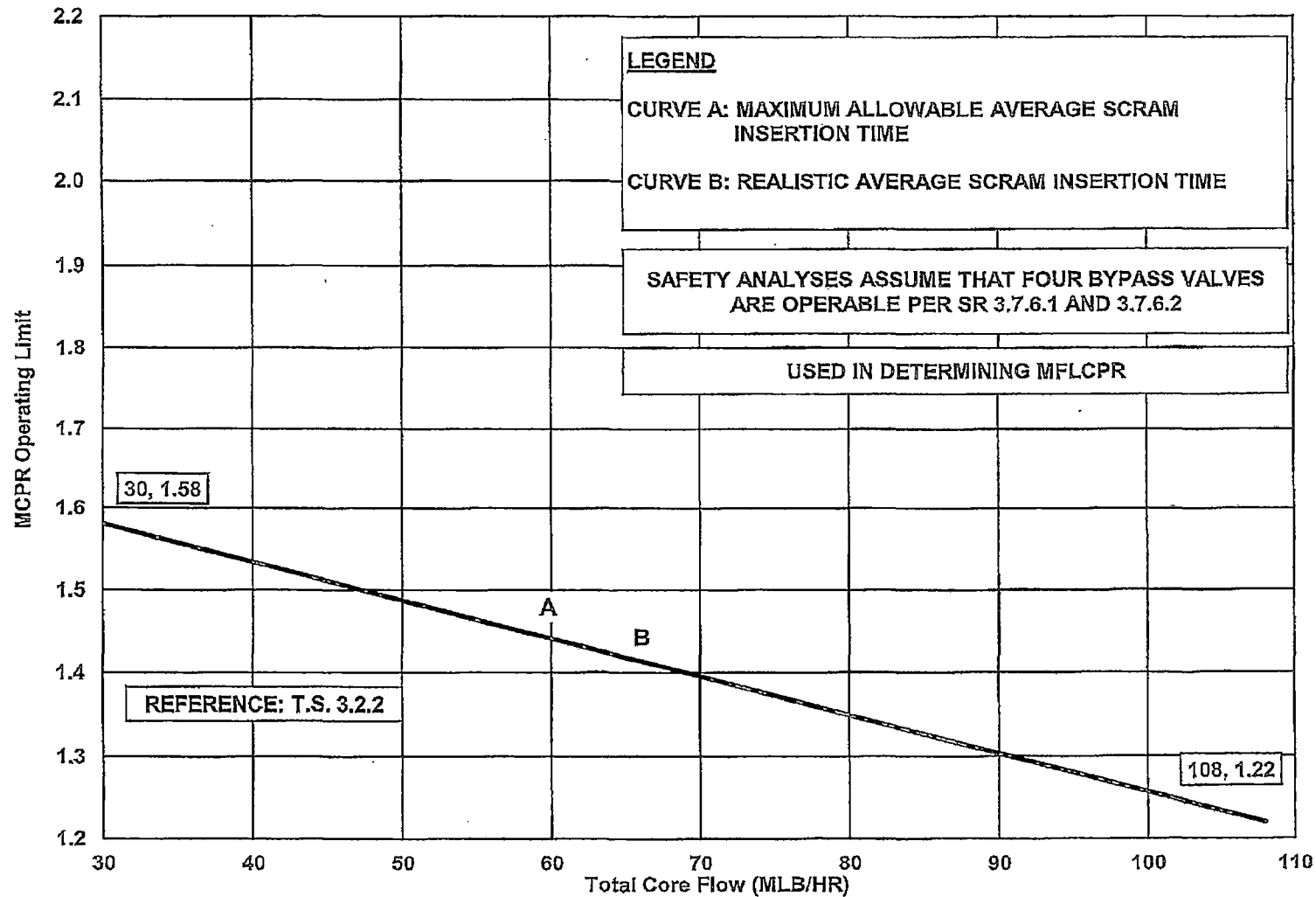
If the average measured scram times are greater than the Realistic Scram times listed in Table 5.3-1 then the MCPR operating limits corresponding to the Maximum Allowable Average Scram Insertion Time must be implemented. Determining MCPR operating limits based on interpolation between scram insertion times is not permitted. The evaluation of scram insertion time data, as it relates to the attached table should be performed per Reactor Engineering procedures.

Rev. 17

PL-NF-16-001
Rev. 0
Page 11 of 62

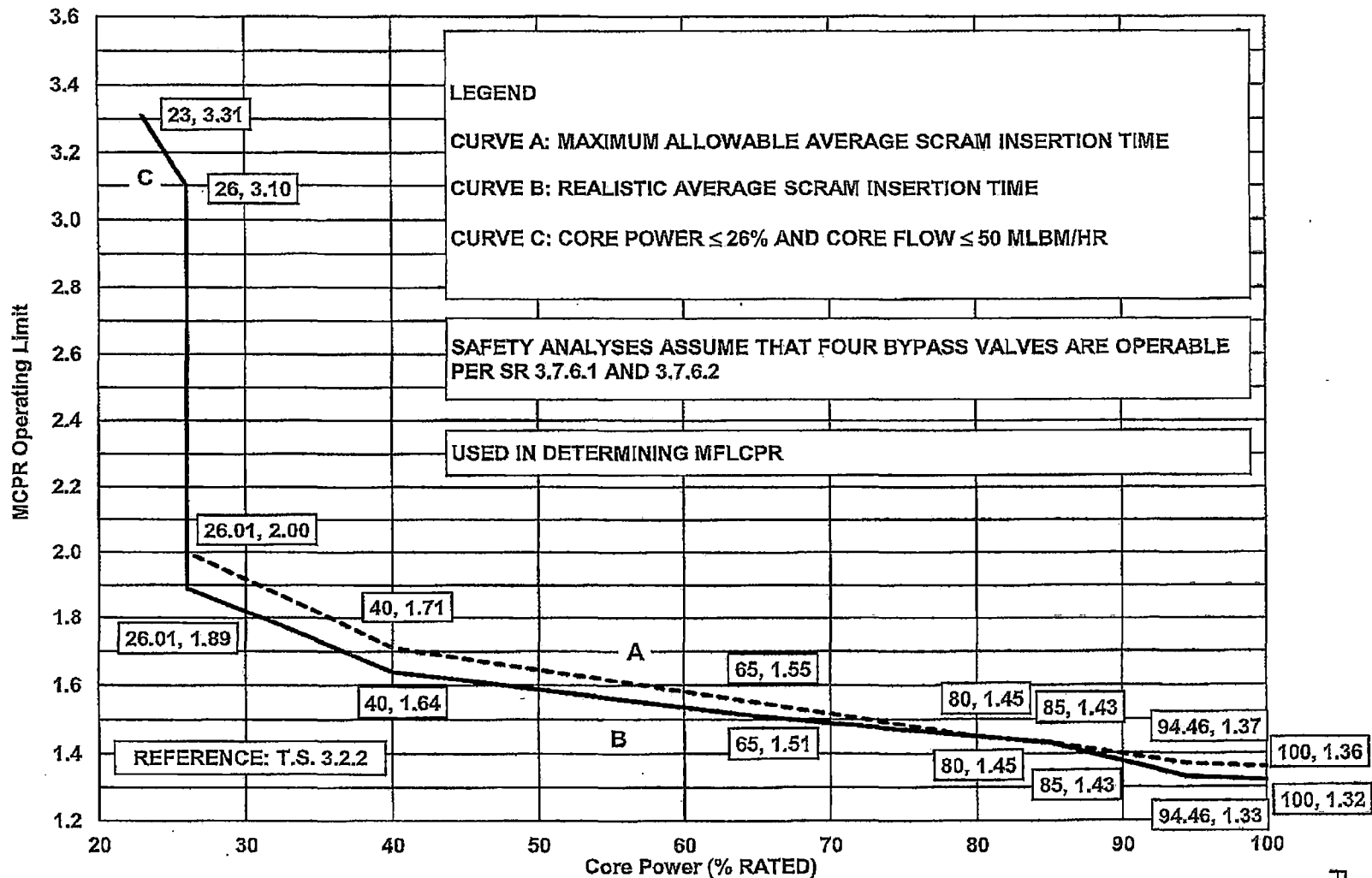
Main Turbine Bypass / EOC-RPT / Backup Pressure Regulator Operable

SSES UNIT 1 CYCLE 20



MCPR OPERATING LIMIT VERSUS TOTAL CORE FLOW
MAIN TURBINE BYPASS / EOC-RPT / BACKUP PRESSURE REGULATOR OPERABLE
TWO LOOP OPERATION (BOC TO EOC)
FIGURE 5.2-1

SSES UNIT 1 CYCLE 20



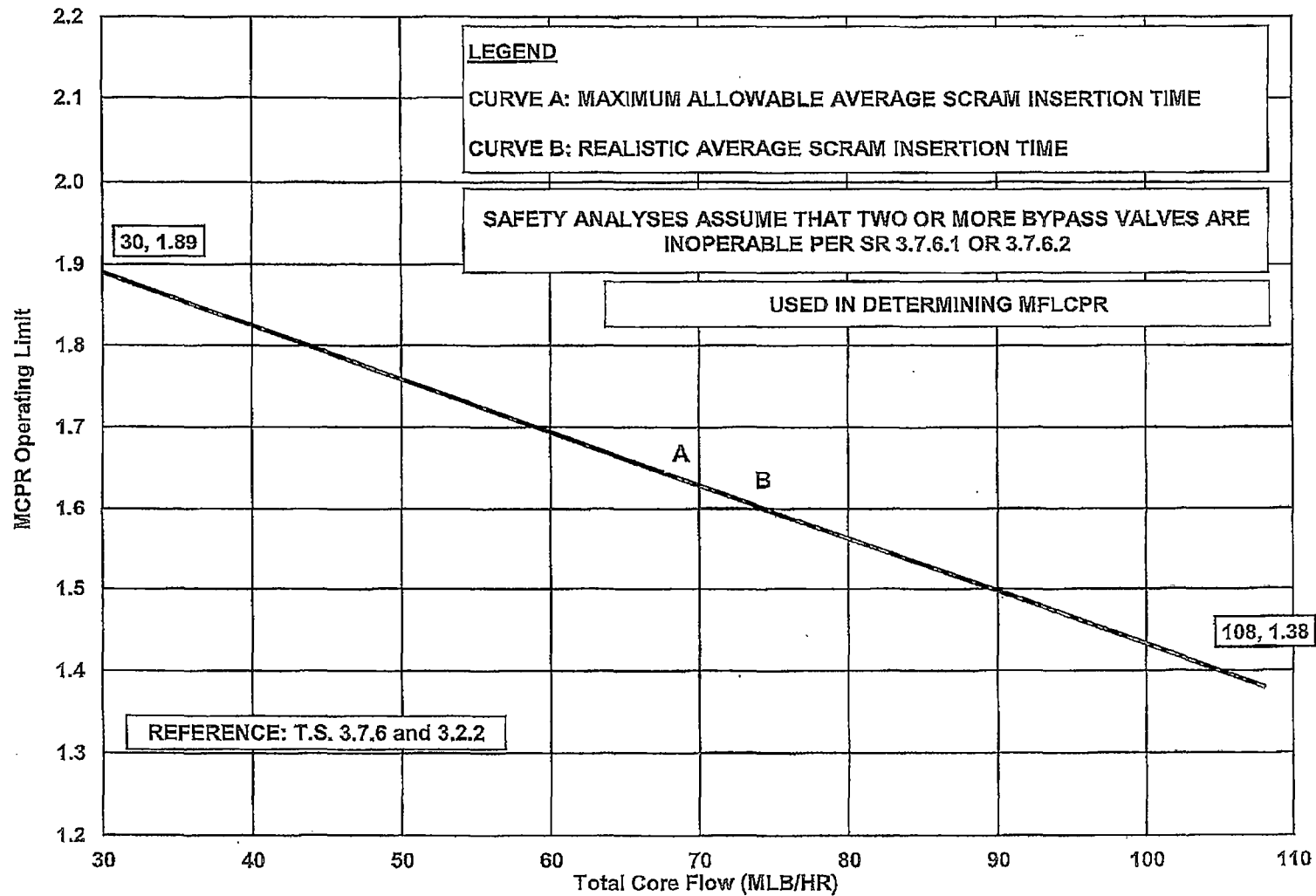
MCPR OPERATING LIMIT VERSUS CORE POWER
 MAIN TURBINE BYPASS / EOC-RPT / BACKUP PRESSURE REGULATOR OPERABLE
 TWO LOOP OPERATION (BOC TO EOC)
 FIGURE 5.2-2

Rev. 17

PL-NF-16-001
Rev. 0
Page 14 of 62

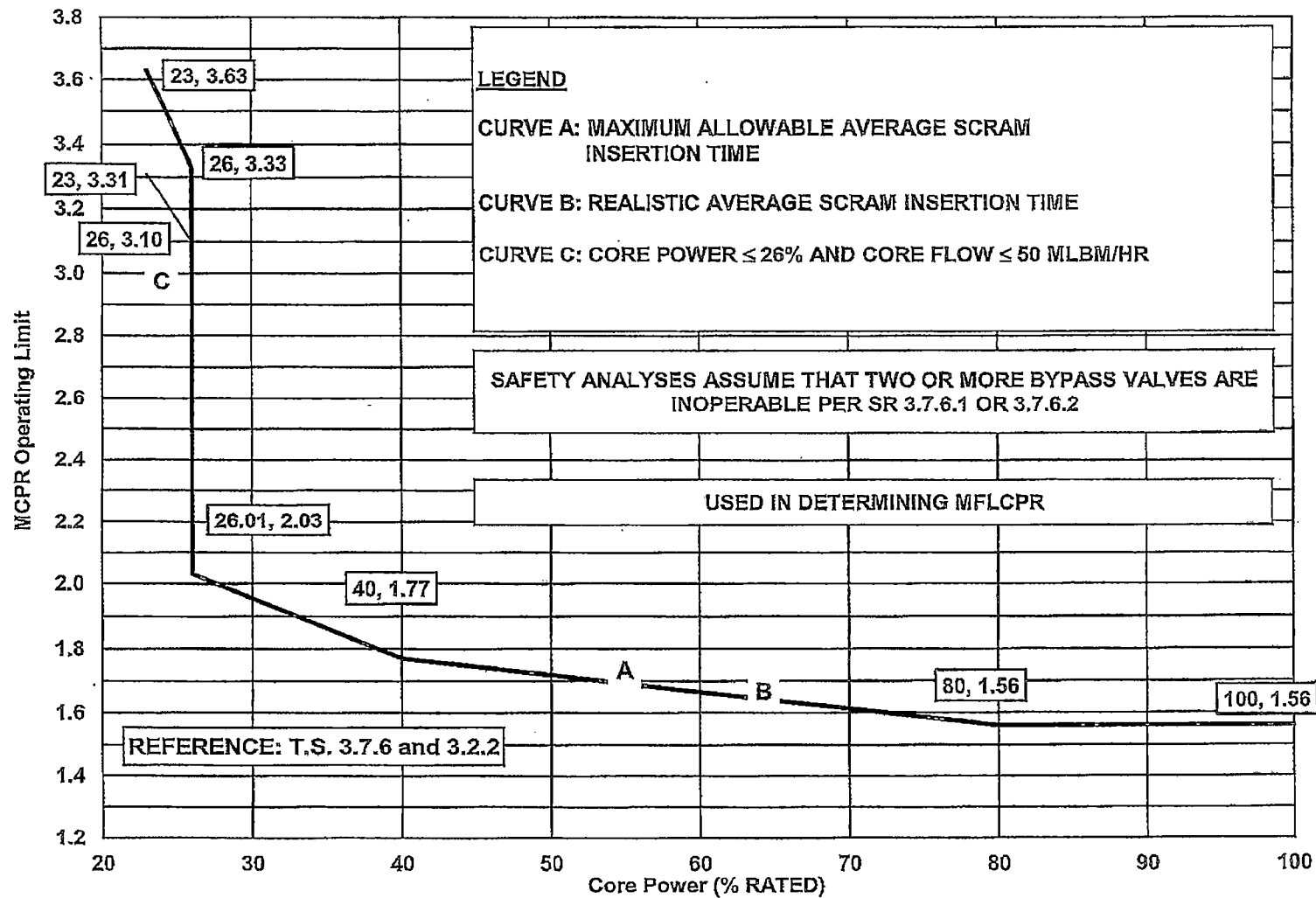
Main Turbine Bypass Inoperable

SSES UNIT 1 CYCLE 20



MCPR OPERATING LIMIT VERSUS TOTAL CORE FLOW
MAIN TURBINE BYPASS INOPERABLE
TWO LOOP OPERATION (BOC TO EOC)
FIGURE 5.2-3

SSES UNIT 1 CYCLE 20



MCPR OPERATING LIMIT VERSUS CORE POWER
 MAIN TURBINE BYPASS INOPERABLE
 TWO LOOP OPERATION (BOC to EOC)
 FIGURE 5.2-4

Rev. 17

PL-NF-16-001
Rev. 0
Page 17 of 62

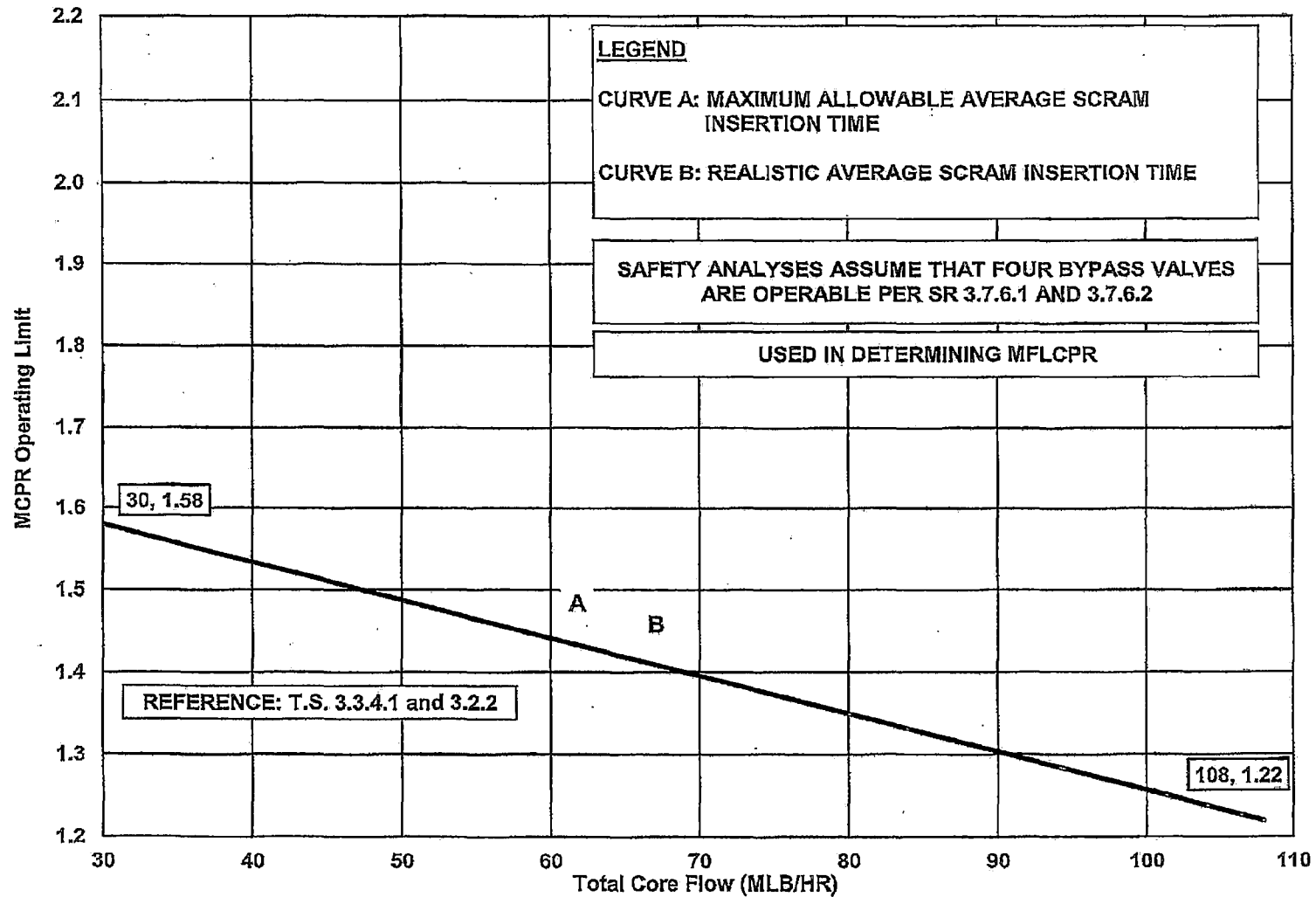
EOC-RPT Inoperable

SSES UNIT 1 CYCLE 20

SUSQUEHANNA UNIT 1

TRM/3.2-19

EFFECTIVE DATE 03/24/2016

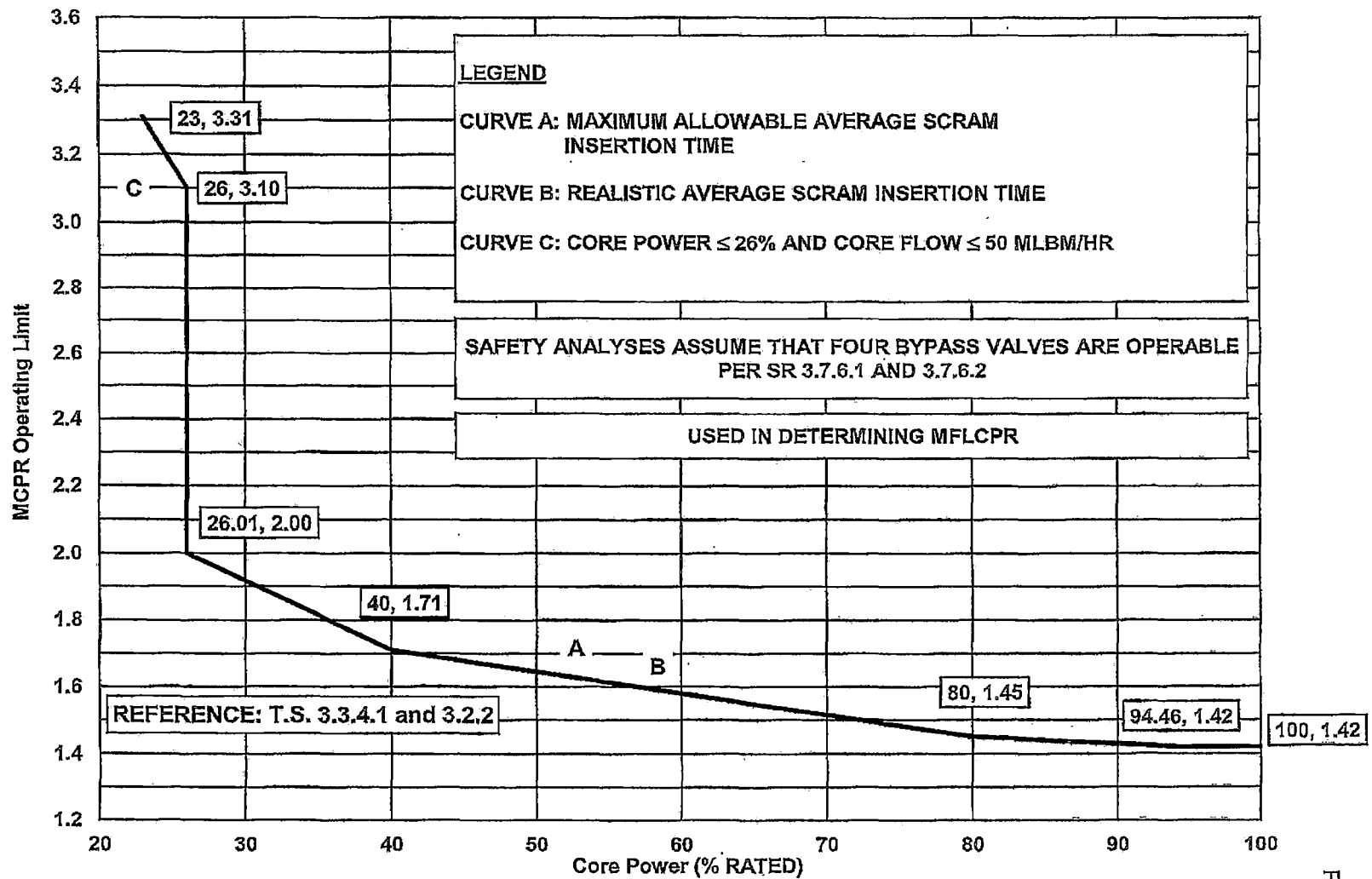


MCPR OPERATING LIMIT VERSUS TOTAL CORE FLOW
EOC-RPT INOPERABLE
TWO LOOP OPERATION (BOC TO EOC)
FIGURE 5.2-5

Rev. 17

PL-NF-16-001
Rev. 0
Page 18 of 62

SSES UNIT 1 CYCLE 20



MCPR OPERATING LIMIT VERSUS CORE POWER
EOC-RPT INOPERABLE
TWO LOOP OPERATION (BOC to EOC)
FIGURE 5.2-6

Rev. 17 .

PL-NF-16-001
Rev. 0
Page 20 of 62

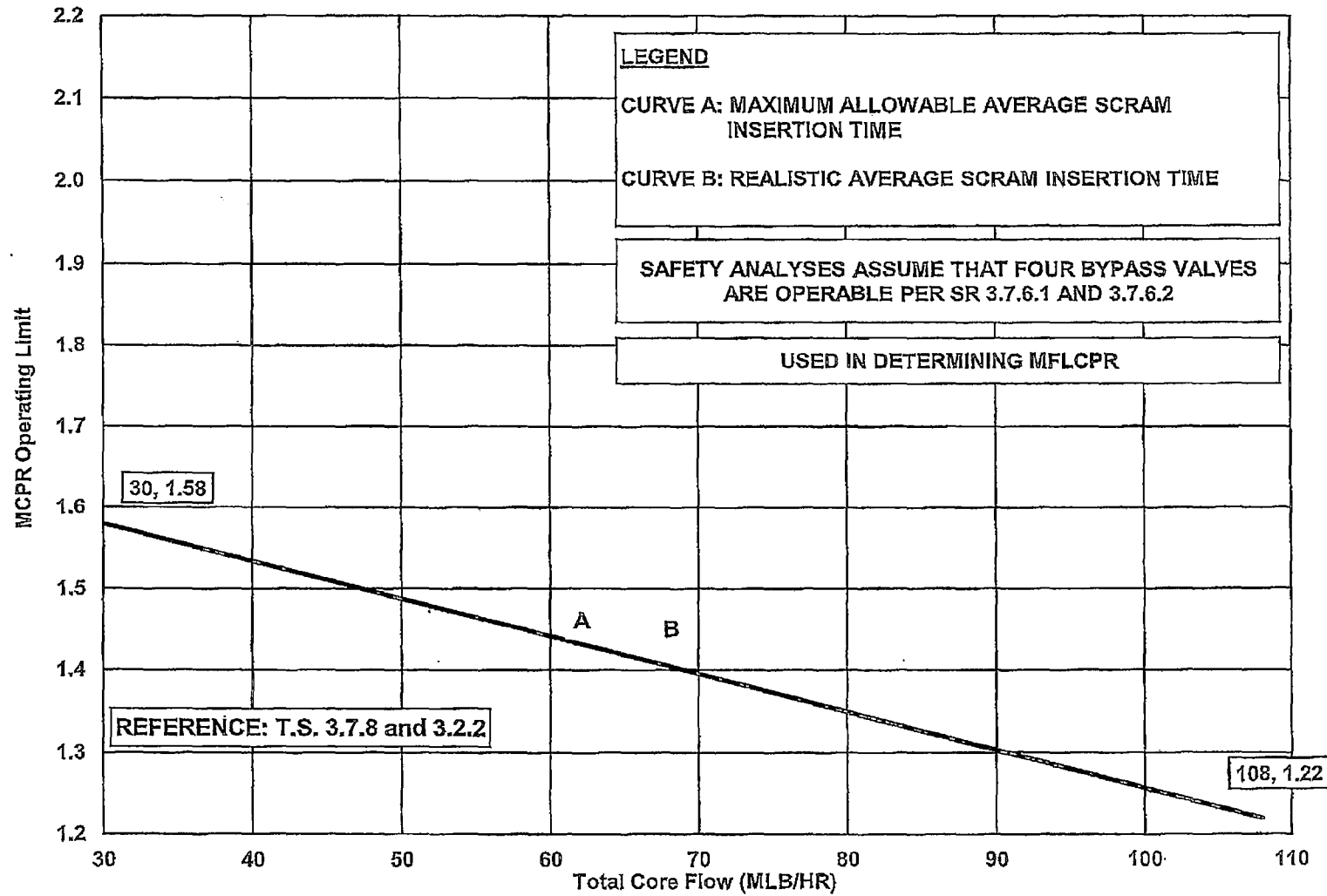
Backup Pressure Regulator Inoperable

SSES UNIT 1 CYCLE 20

SUSQUEHANNA UNIT 1

TRM/3.2-22

EFFECTIVE DATE 03/24/2016

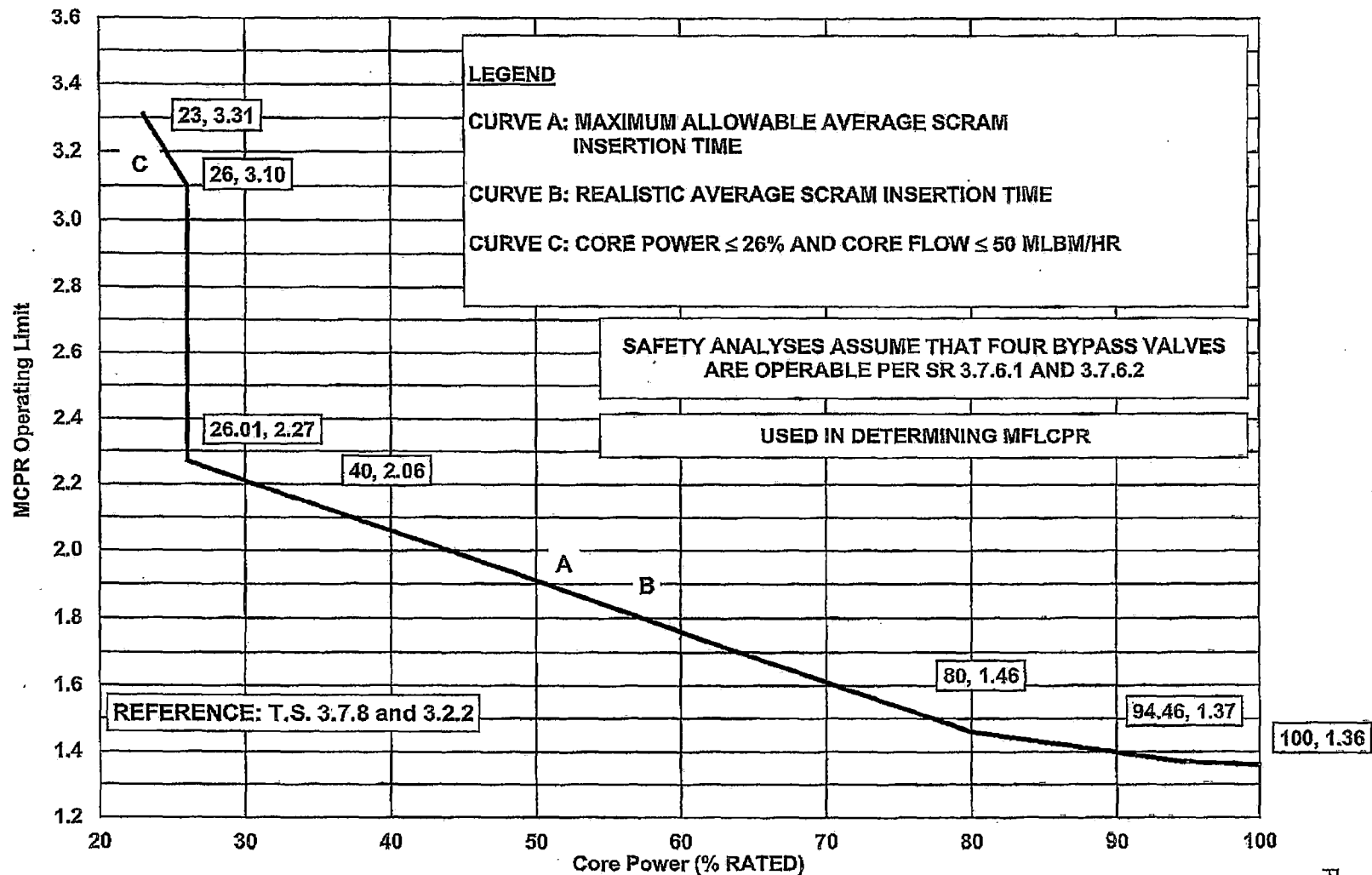


MCPR OPERATING LIMIT VERSUS TOTAL CORE FLOW
 BACKUP PRESSURE REGULATOR INOPERABLE
 TWO LOOP OPERATION (BOC TO EOC)
 FIGURE 5.2-7

Rev. 17

PL-NF-16-001
 Rev. 0
 Page 21 of 62

SSES UNIT 1 CYCLE 20

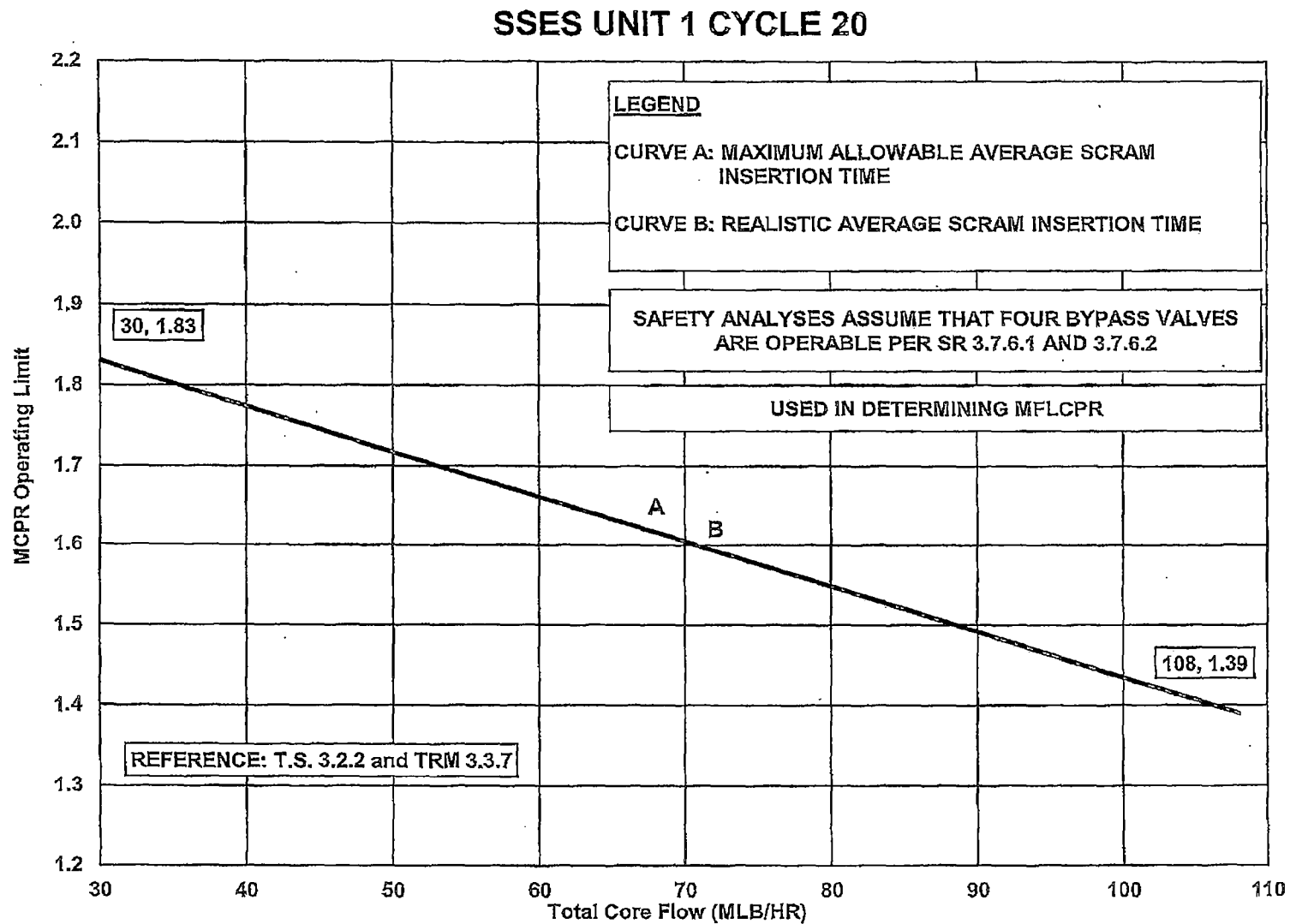


MCPR OPERATING LIMIT VERSUS CORE POWER
 BACKUP PRESSURE REGULATOR INOPERABLE
 TWO LOOP OPERATION (BOC to EOC)
 FIGURE 5.2-8

Rev. 17

PL-NF-16-001
Rev. 0
Page 23 of 62

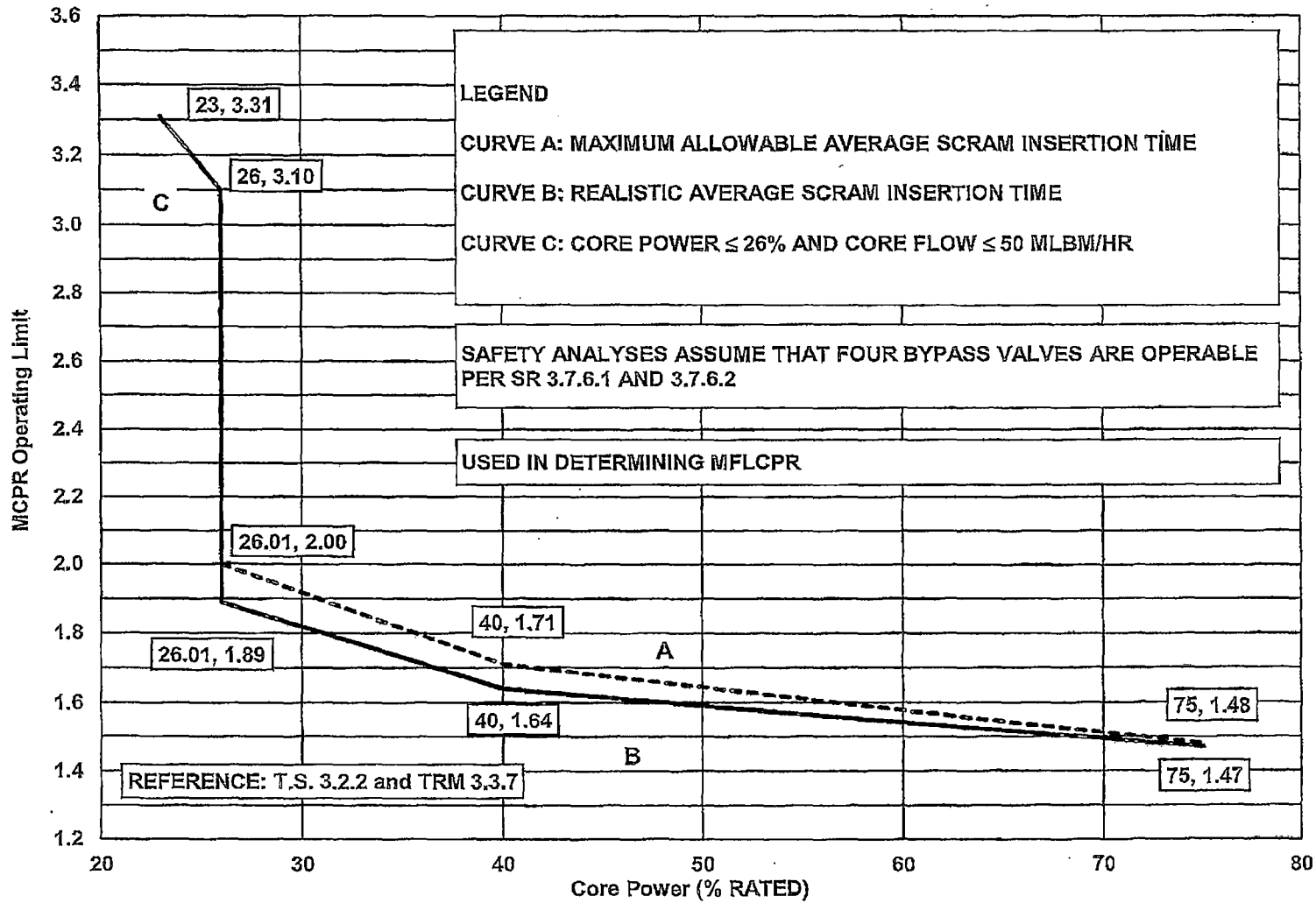
One TSV or TCV Closed



MCPR OPERATING LIMIT VERSUS TOTAL CORE FLOW
ONE TSV OR TCV CLOSED*
TWO LOOP OPERATION (BOC TO EOC)
FIGURE 5.2-9

* operation with one TSV/TCV closed is only supported at power levels $\leq 75\%$ power

SSS UNIT 1 CYCLE 20



MCPR OPERATING LIMIT VERSUS CORE POWER
ONE TSV OR TCV CLOSED
TWO LOOP OPERATION (BOC TO EOC)
FIGURE 5.2-10

Table 5.3-1**Average Scram Time Fraction Table For Use With Scram Time Dependent
MCPR Operating Limits**

Control Rod Position	Average Scram Time to Position (seconds)		
45	0.470		0.520
39	0.630		0.860
25	1.500		1.910
5	2.700		3.440
Average Scram Insertion Time	Realistic		Maximum Allowable

6.0 LINEAR HEAT GENERATION RATE (LHGR)

6.1 Technical Specification Reference

Technical Specification 3.2.3, 3.3.4.1, 3.7.6, and 3.7.8

6.2 Technical Requirements Manual Reference

Technical Requirements Manual 3.3.7

6.3 Description

The maximum LHGR for ATRIUM™-10 fuel shall not exceed the LHGR limit determined from Figure 6.2-1. The LHGR limit in Figure 6.2-1 is valid for Main Turbine Bypass Operable and Inoperable, EOC-RPT Operable and Inoperable, and Backup Pressure Regulator Operable and Inoperable.

To protect against both fuel centerline melting and cladding strain during anticipated system transients initiated from reduced power and flow conditions, power and flow dependent LHGR limit multipliers are provided in the following figures:

a) Main Turbine Bypass Operable

Figure 6.2-2: Flow-Dependent LHGR Limit Multiplier

Figure 6.2-3: Power-Dependent LHGR Limit Multiplier

b) Main Turbine Bypass Inoperable

Figure 6.2-4: Flow-Dependent LHGR Limit Multiplier

Figure 6.2-5: Power-Dependent LHGR Limit Multiplier

c) One Turbine Stop Valve (TSV) or Turbine Control Valve (TCV) Closed

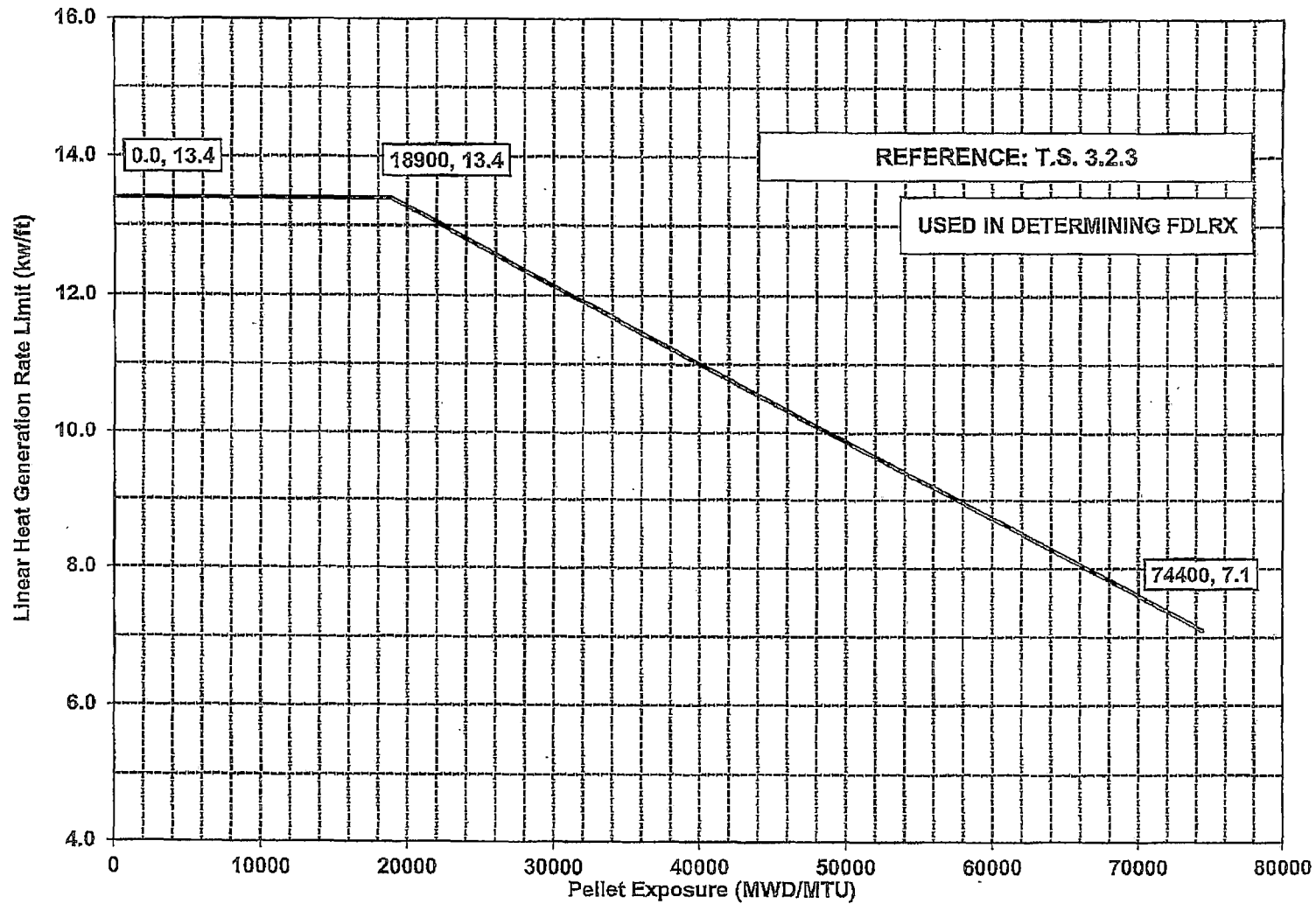
Figure 6.2-6: Flow-Dependent LHGR Limit Multiplier

Figure 6.2-7: Power-Dependent LHGR Limit Multiplier

The LHGR limits and LHGR limit multipliers in Figures 6.2-2 and 6.2-3 are applicable to EOC-RPT Operable and Inoperable and Backup Pressure Regulator Operable and Inoperable.

The LHGR limits and LHGR limit multipliers in Figures 6.2-1 through 6.2-7 are valid for both Two Loop and Single Loop operation.

SSS UNIT 1 CYCLE 20



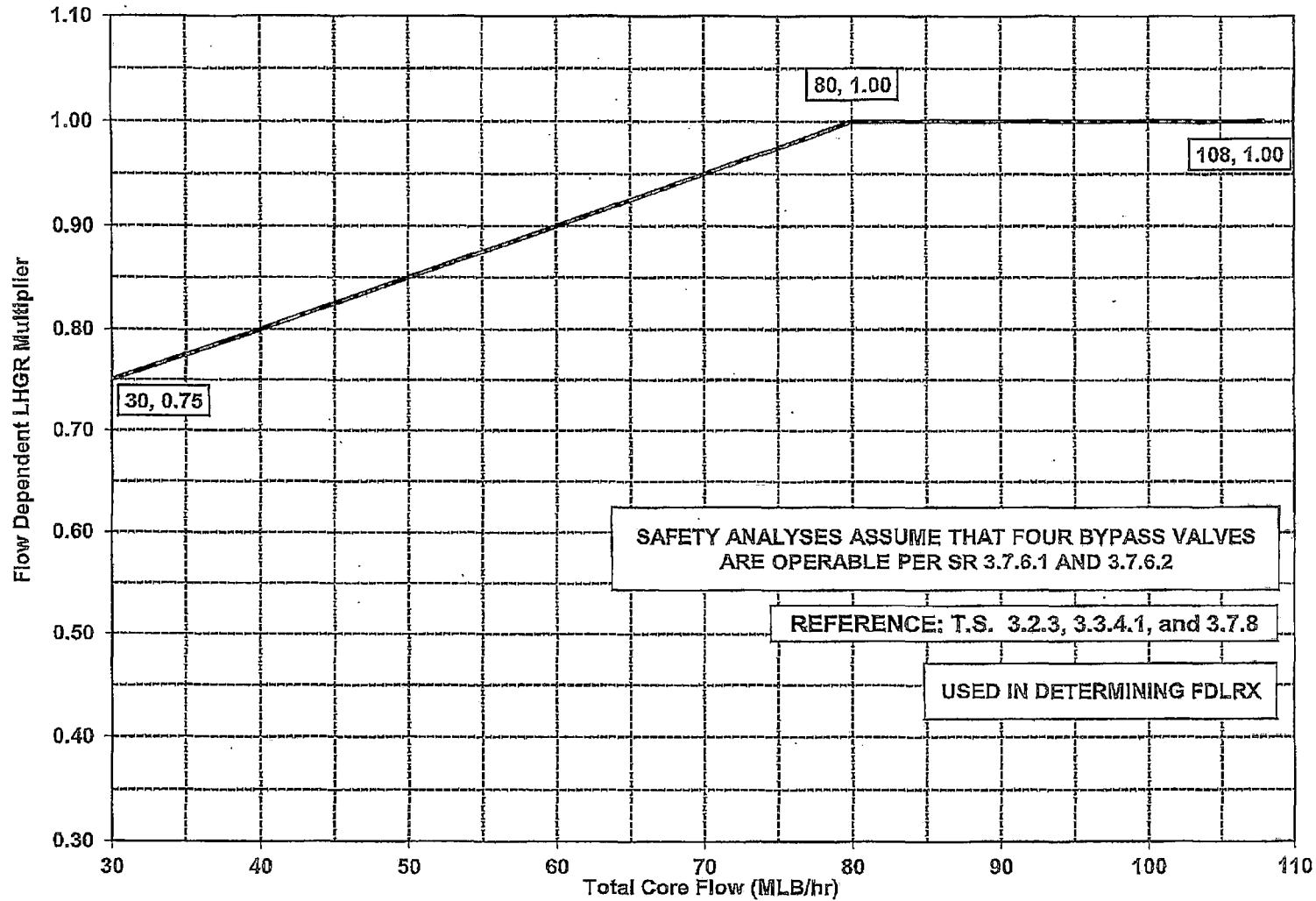
LINEAR HEAT GENERATION RATE LIMIT VERSUS PELLETS EXPOSURE
 ATRIUM™-10 FUEL
 FIGURE 6.2-1

Rev. 17

PL-NF-16-001
Rev. 0
Page 29 of 62

Main Turbine Bypass Operable

SSS UNIT 1 CYCLE 20



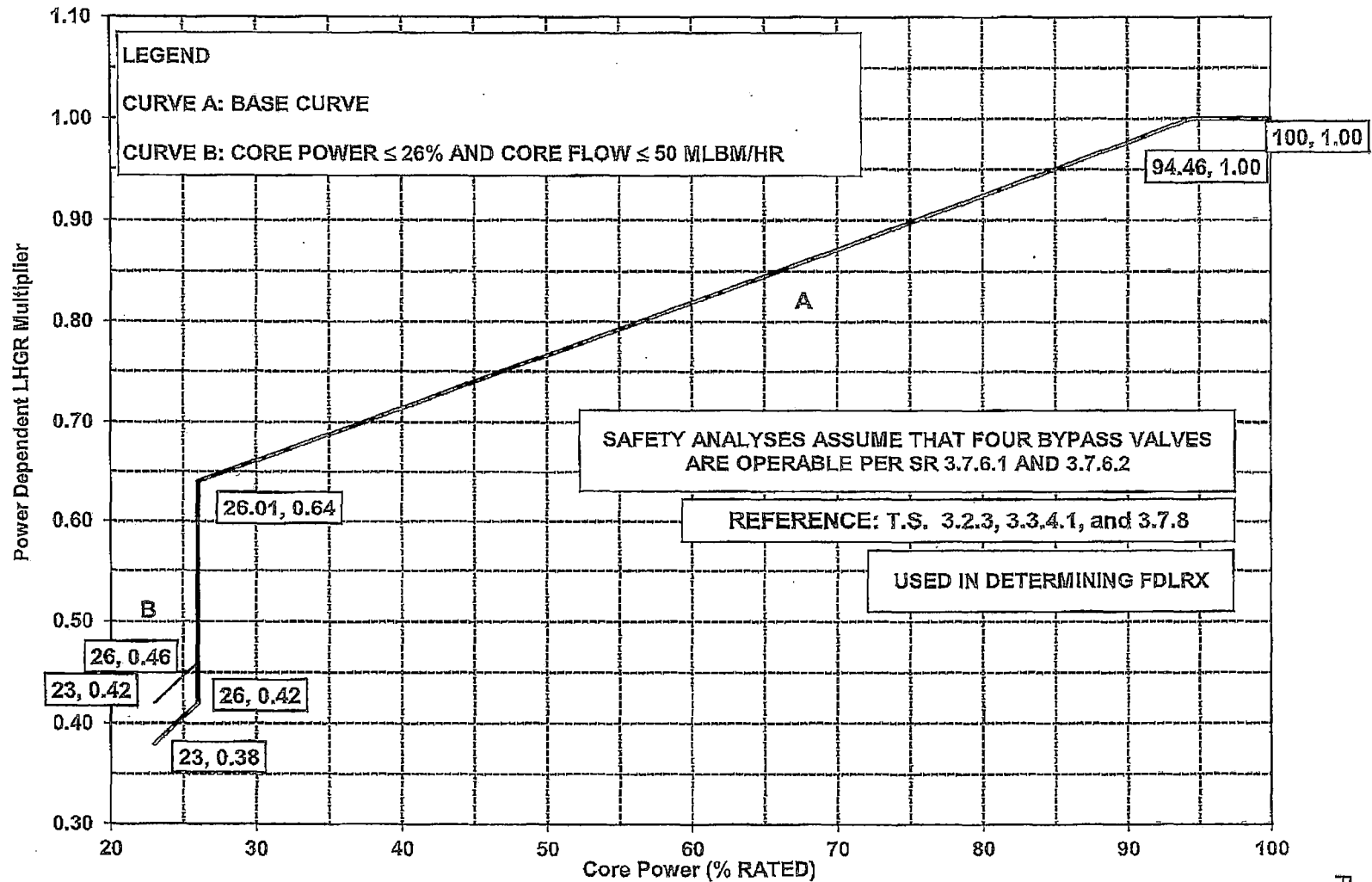
SAFETY ANALYSES ASSUME THAT FOUR BYPASS VALVES ARE OPERABLE PER SR 3.7.6.1 AND 3.7.6.2

REFERENCE: T.S. 3.2.3, 3.3.4.1, and 3.7.8

USED IN DETERMINING FDLRX

FLOW DEPENDENT LHGR LIMIT MULTIPLIER
MAIN TURBINE BYPASS OPERABLE
ATRIUM™-10 FUEL
FIGURE 6.2-2

SSS UNIT 1 CYCLE 20



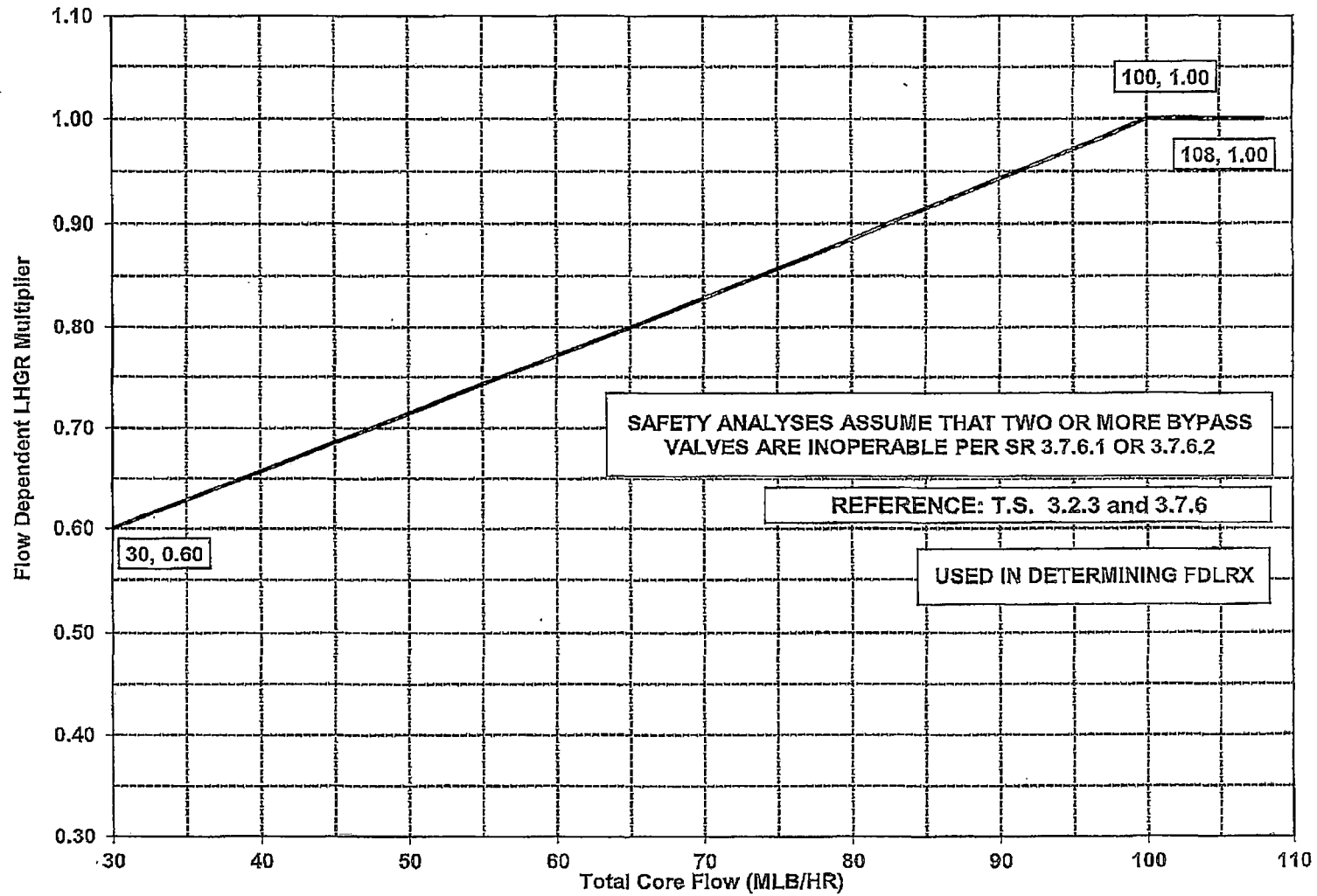
POWER DEPENDENT LHGR LIMIT MULTIPLIER
MAIN TURBINE BYPASS OPERABLE
ATRIUM™-10 FUEL
FIGURE 6.2-3

Rev. 17

PL-NF-16-001
Rev. 0
Page 32 of 62

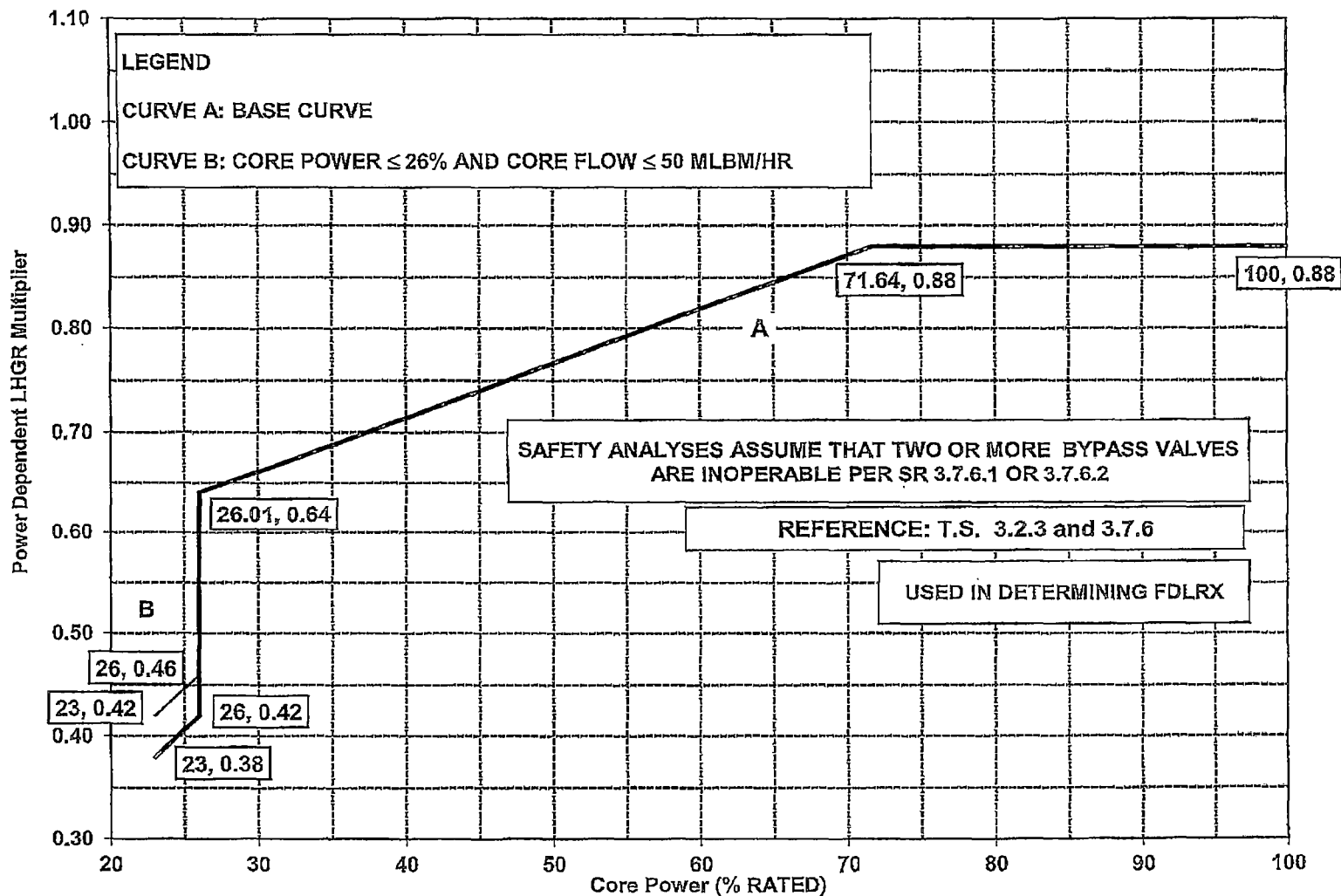
Main Turbine Bypass Inoperable

SSES UNIT 1 CYCLE 20



FLOW DEPENDENT LHGR LIMIT MULTIPLIER
MAIN TURBINE BYPASS INOPERABLE
ATRIUM™-10 FUEL
FIGURE 6.2-4

SSSES UNIT 1 CYCLE 20



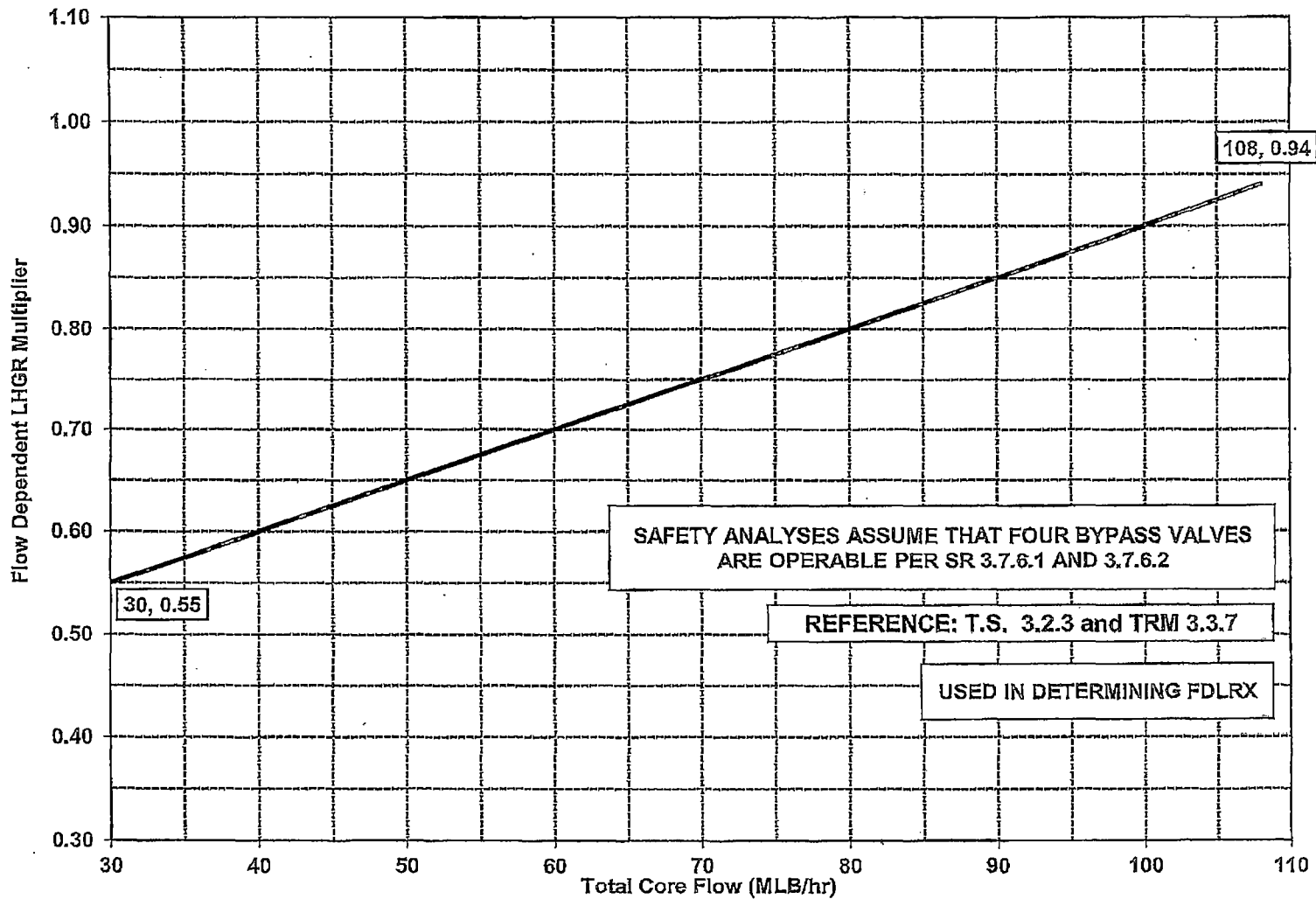
POWER DEPENDENT LHGR LIMIT MULTIPLIER
MAIN TURBINE BYPASS INOPERABLE
ATRIUM™-10 FUEL
FIGURE 6.2-5

Rev. 17

PL-NF-16-001
Rev. 0
Page 35 of 62

One TSV or TCV Closed

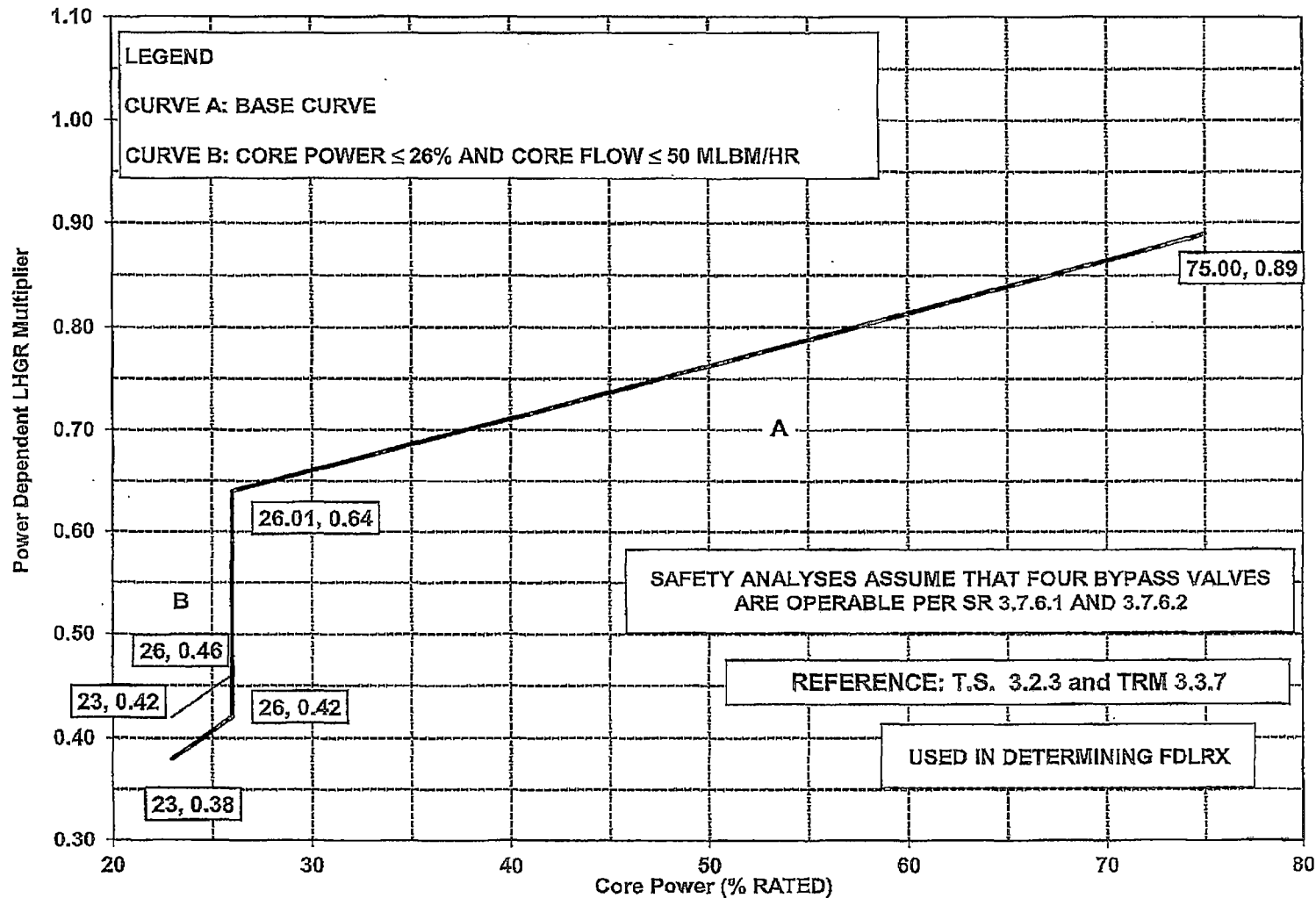
SSS UNIT 1 CYCLE 20



FLOW DEPENDENT LHGR LIMIT MULTIPLIER
ONE TSV OR TCV CLOSED*
ATRIUM™-10 FUEL
FIGURE 6.2-6

*Operation with one TSV or TCV closed is only supported at power levels $\leq 75\%$ rated power.

SSSES UNIT 1 CYCLE 20



POWER DEPENDENT LHGR LIMIT MULTIPLIER
ONE TSV OR TCV CLOSED
ATRIUM™-10 FUEL
FIGURE 6.2-7

7.0 ROD BLOCK MONITOR (RBM) SETPOINTS AND OPERABILITY REQUIREMENTS

7.1 Technical Specification Reference

Technical Specification 3.3.2.1

7.2 Description

The RBM Allowable Value and Trip Setpoints for;

- a) Low Power Range Setpoint,
- b) Intermediate Power Range Setpoint,
- c) High Power Range Setpoint,
- d) Low Power Range - Upscale,
- e) Intermediate Power Range - Upscale, and
- f) High Power Range - Upscale

shall be established as specified in Table 7.2-1. The RBM setpoints are valid for Two Loop and Single Loop Operation, Main Turbine Bypass Operable and Inoperable, EOC-RPT Operable and Inoperable, and Backup Pressure Regulator Operable and Inoperable.

The RBM system design objective is to block erroneous control rod withdrawal initiated by the operator before fuel design limits are violated. If the full withdrawal of any control rod would not violate a fuel design limit, then the RBM system is not required to be operable. Table 7.2-2 provides RBM system operability requirements to ensure that fuel design limits are not violated.

Table 7.2-1
RBM Setpoints

Function	Allowable Value ⁽¹⁾	Nominal Trip Setpoint
Low Power Range Setpoint	28.0	24.9
Intermediate Power Range Setpoint	63.0	61.0
High Power Range Setpoint	83.0	81.0
Low Power Range - Upscale	123.4	123.0
Intermediate Power Range - Upscale	117.4	117.0
High Power Range - Upscale	107.6	107.2

- ⁽¹⁾ Power setpoint function (Low, Intermediate, and High Power Range Setpoints) determined in percent of RATED THERMAL POWER. Upscale trip setpoint function (Low, Intermediate, and High Power Range - Upscale) determined in percent of reference level.

Table 7.2-2
RBM System Operability Requirements

Thermal Power (% of Rated)	MCPR ^(2,3)
≥ 28 and < 90	< 1.76
≥ 90 and < 95	< 1.47
≥ 95	< 1.70

- ⁽²⁾ Applicable to Main Turbine Bypass Operable and Inoperable, EOC-RPT Operable and Inoperable, and Backup Pressure Regulator Operable and Inoperable.
- ⁽³⁾ Applicable to both Two Loop and Single Loop Operation.

8.0 RECIRCULATION LOOPS - SINGLE LOOP OPERATION

8.1 Technical Specification Reference

Technical Specification 3.2.1, 3.2.2, 3.2.3, 3.3.4.1, 3.4.1, 3.7.6, and 3.7.8

8.2 Technical Requirements Manual Reference

Technical Requirements Manual 3.3.7

8.3 Description

APLHGR

The APLHGR limit for ATRIUM™-10 fuel shall be equal to the APLHGR Limit from Figure 8.2-1.

The APLHGR limits in Figure 8.2-1 are valid for Main Turbine Bypass Operable and Inoperable, EOC-RPT Operable and Inoperable, and Backup Pressure Regulator Operable and Inoperable in Single Loop operation.

Minimum Critical Power Ratio Limit

The MCPR limit is specified as a function of core power, core flow, and plant equipment operability status. The MCPR limits for all fuel types (ATRIUM™-10) shall be the greater of the Flow-Dependent or the Power-Dependent MCPR, depending on the applicable equipment operability status.

a) Main Turbine Bypass / EOC-RPT / Backup Pressure Regulator Operable

Figure 8.2-2: Flow-Dependent MCPR value determined from BOC to EOC

Figure 8.2-3: Power-Dependent MCPR value determined from BOC to EOC

b) Main Turbine Bypass Inoperable

Figure 8.2-4: Flow-Dependent MCPR value determined from BOC to EOC

Figure 8.2-5: Power-Dependent MCPR value determined from BOC to EOC

c) EOC-RPT Inoperable

Figure 8.2-6: Flow-Dependent MCPR value determined from BOC to EOC

Figure 8.2-7: Power-Dependent MCPR value determined from BOC to EOC

d) Backup Pressure Regulator Inoperable

Figure 8.2-8: Flow-Dependent MCPR value determined from BOC to EOC

Figure 8.2-9: Power-Dependent MCPR value determined from BOC to EOC

e) One Turbine Stop Valve (TSV) or Turbine Control Valve (TCV) Closed

Figure 8.2-10: Flow-Dependent MCPR value determined from BOC to EOC

Figure 8.2-11: Power-Dependent MCPR value determined from BOC to EOC

The MCPR limits in Figures 8.2-2 through 8.2-11 are valid only for Single Loop operation.

Linear Heat Generation Rate Limit

The LHGR limits for Single Loop Operation are defined in Section 6.0.

RBM Setpoints and Operability Requirements

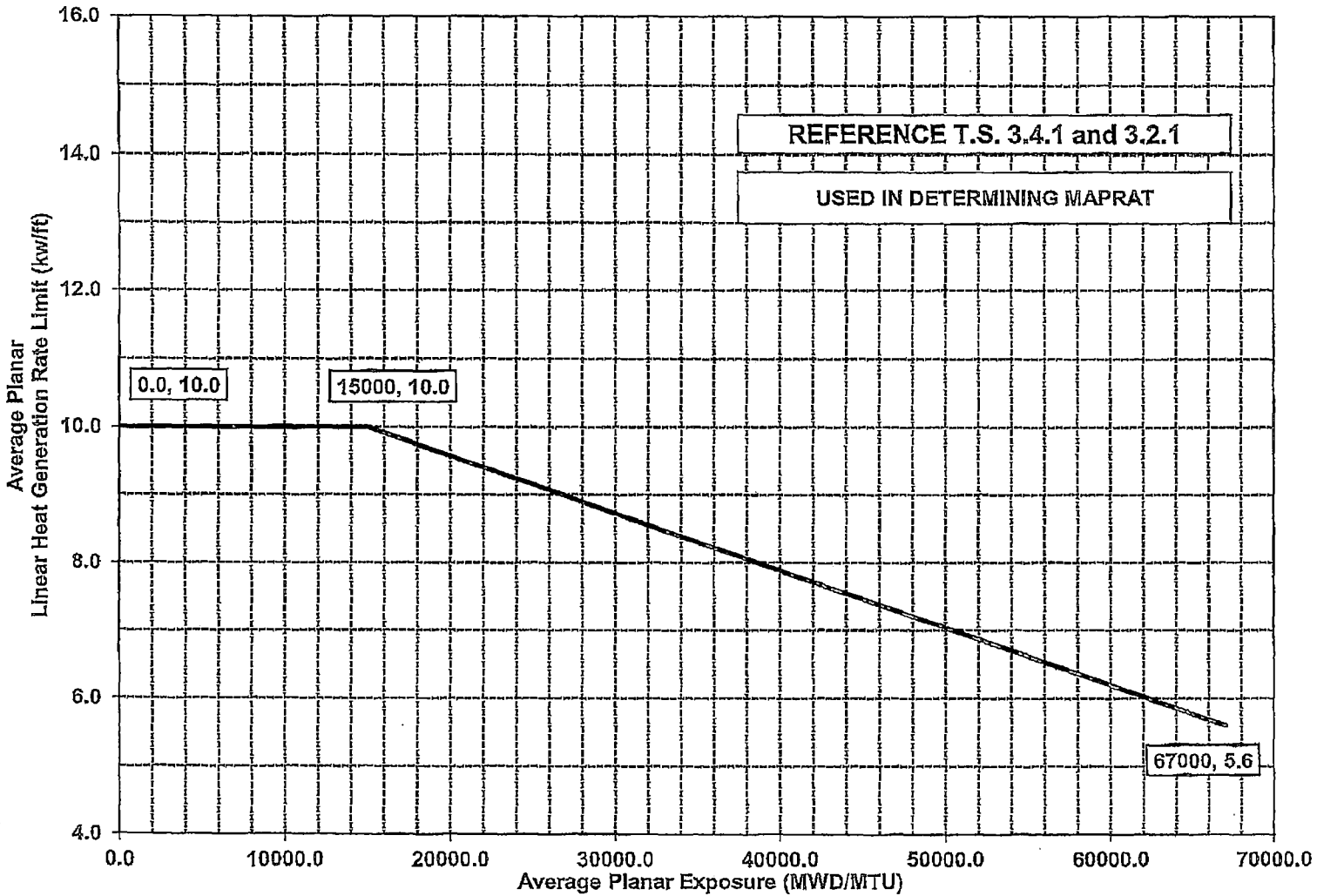
The RBM setpoints and operability requirements for Single Loop Operation are defined in Section 7.0.

SSES UNIT 1 CYCLE 20

SUSQUEHANNA UNIT 1

TRM/3.2-43

EFFECTIVE DATE 03/24/2016



AVERAGE PLANAR LINEAR HEAT GENERATION RATE LIMIT VERSUS
AVERAGE PLANAR EXPOSURE - SINGLE LOOP OPERATION
ATRIUM™-10 FUEL
FIGURE 8.2-1

Rev. 17

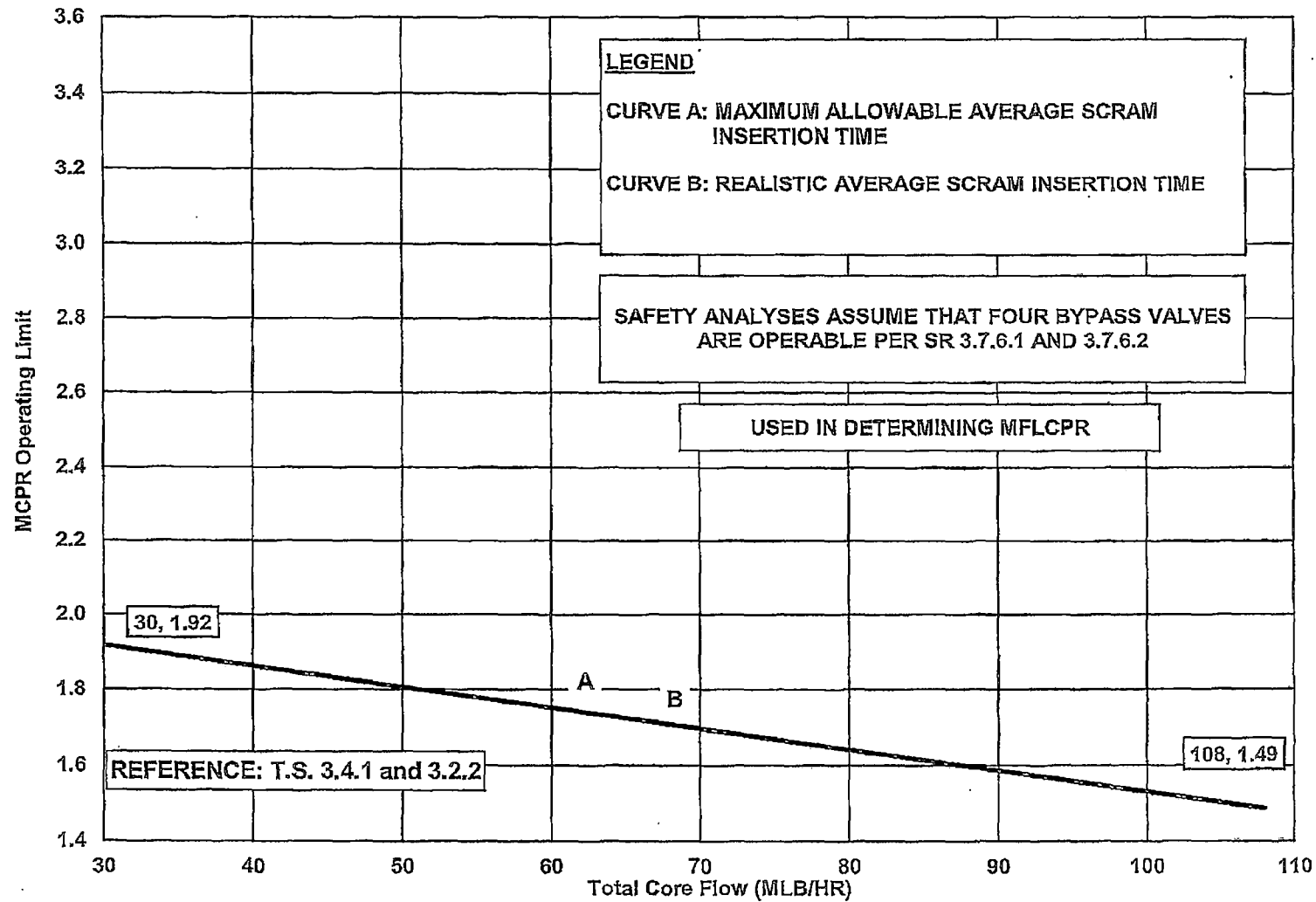
PL-NF-16-001
Rev. 0
Page 42 of 62

Rev. 17

PL-NF-16-001
Rev. 0
Page 43 of 62

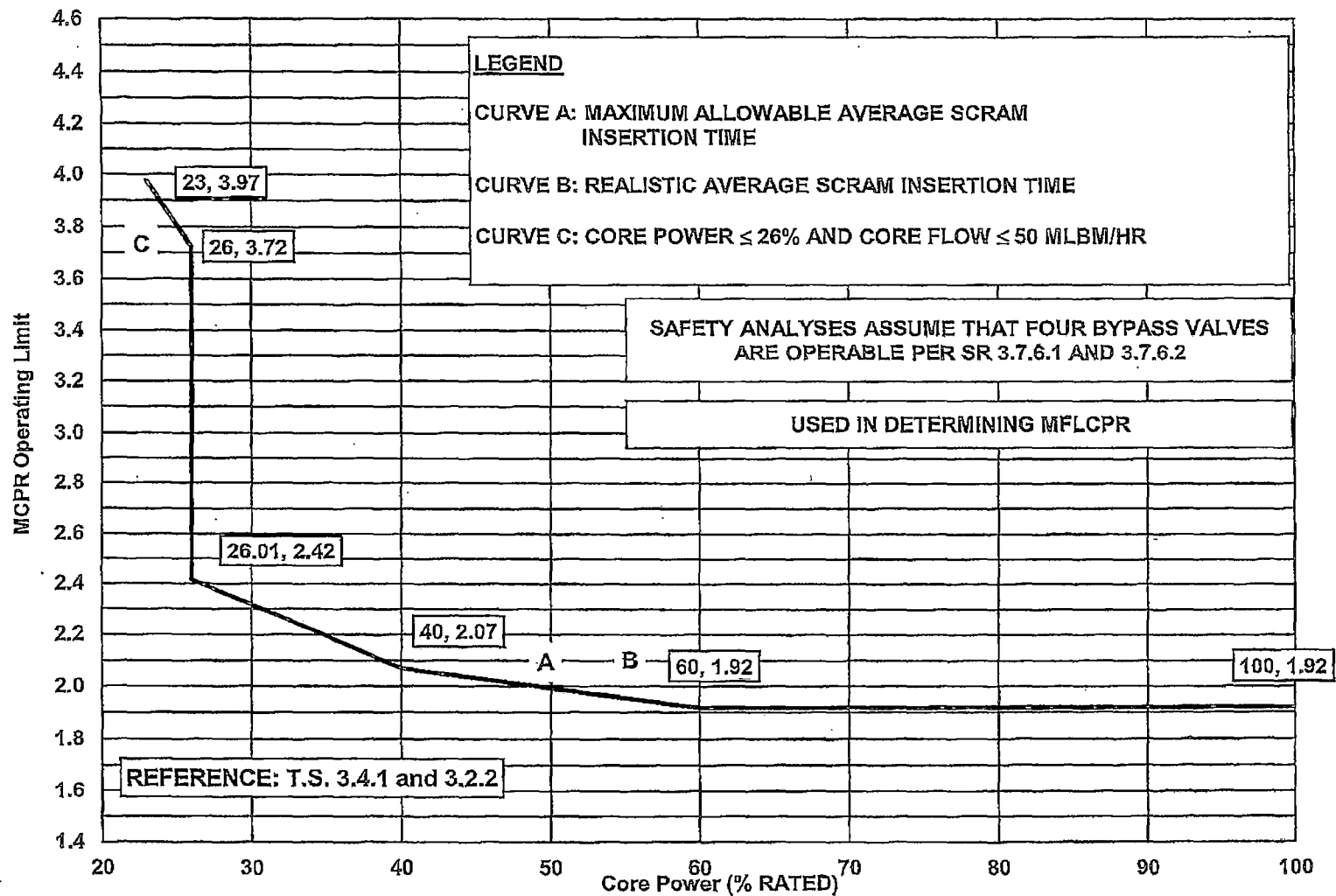
Main Turbine Bypass / EOC-RPT / Backup Pressure Regulator Operable

SSES UNIT 1 CYCLE 20



MCPR OPERATING LIMIT VERSUS TOTAL CORE FLOW
MAIN TURBINE BYPASS / EOC-RPT / BACKUP PRESSURE REGULATOR OPERABLE
SINGLE LOOP OPERATION (BOC to EOC)
FIGURE 8.2-2

SSES UNIT 1 CYCLE 20



MCPR OPERATING LIMIT VERSUS CORE POWER
 MAIN TURBINE BYPASS / EOC-RPT / BACKUP PRESSURE REGULATOR OPERABLE
 SINGLE LOOP OPERATION (BOC to EOC)
 FIGURE 8.2-3

Rev. 17

PL-NF-16-001
Rev. 0
Page 46 of 62

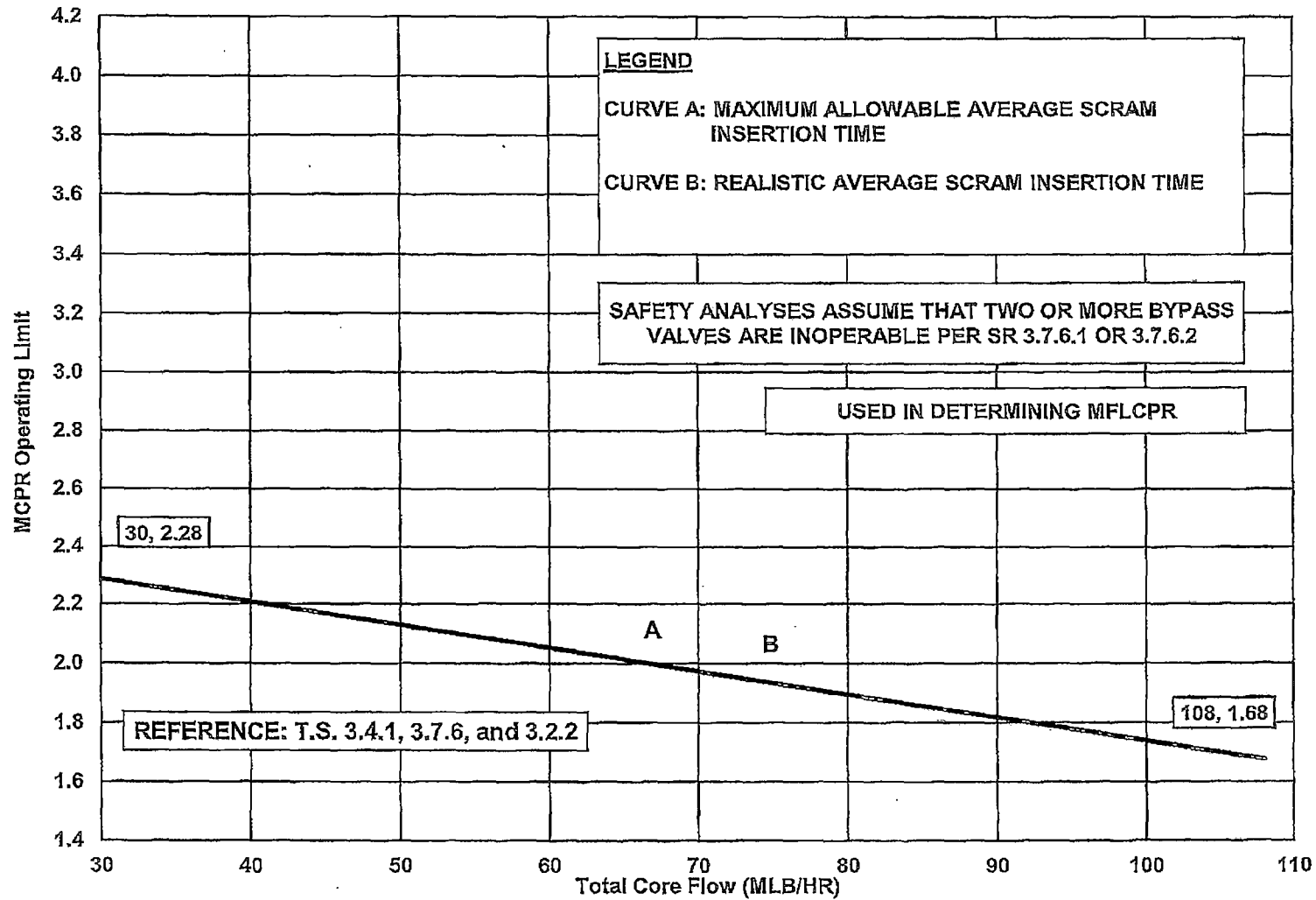
Main Turbine Bypass Inoperable

SSES UNIT 1 CYCLE 20

SUSQUEHANNA UNIT 1

TRM/3.2-48

EFFECTIVE DATE 03/24/2016



MCPR OPERATING LIMIT VERSUS TOTAL CORE FLOW
MAIN TURBINE BYPASS INOPERABLE
SINGLE LOOP OPERATION (BOC to EOC)
FIGURE 8.2-4

Rev. 17

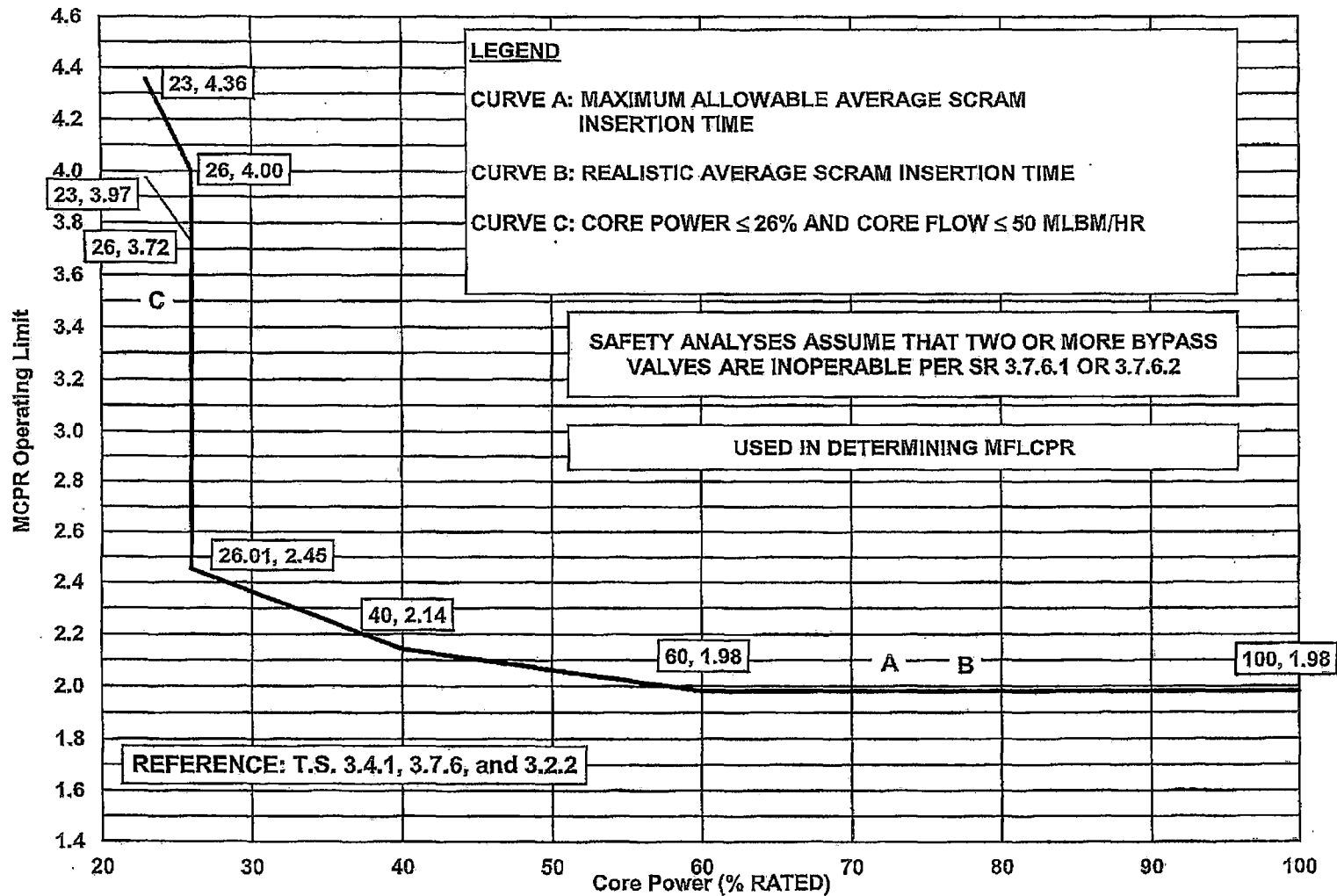
PL-NF-16-001
Rev. 0
Page 47 of 62

SSES UNIT 1 CYCLE 20

SUSQUEHANNA UNIT 1

TRM/3.2-49

EFFECTIVE DATE 03/24/2016



MCPR OPERATING LIMIT VERSUS CORE POWER
MAIN TURBINE BYPASS INOPERABLE
SINGLE LOOP OPERATION (BOC to EOC)
FIGURE 8.2-5

Rev. 17

PL-NF-16-001
Rev. 0
Page 48 of 62

Rev. 17

PL-NF-16-001
Rev. 0
Page 49 of 62

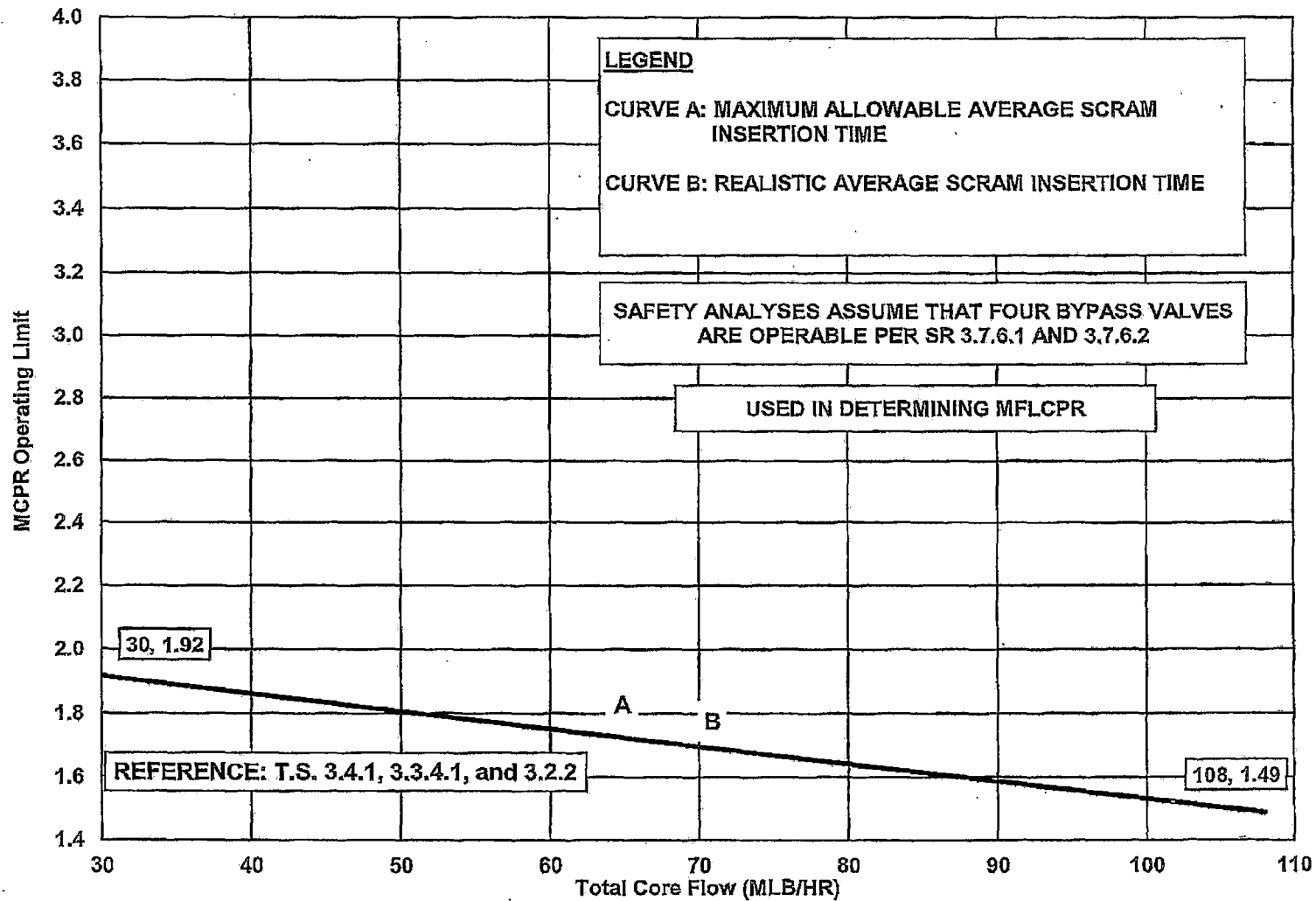
EOC-RPT Inoperable

SSS UNIT 1 CYCLE 20

SUSQUEHANNA UNIT 1

TRM/3.2-51

EFFECTIVE DATE 03/24/2016



MCPR OPERATING LIMIT VERSUS TOTAL CORE FLOW
EOC-RPT INOPERABLE
SINGLE LOOP OPERATION (BOC to EOC)
FIGURE 8.2-6

Rev. 17

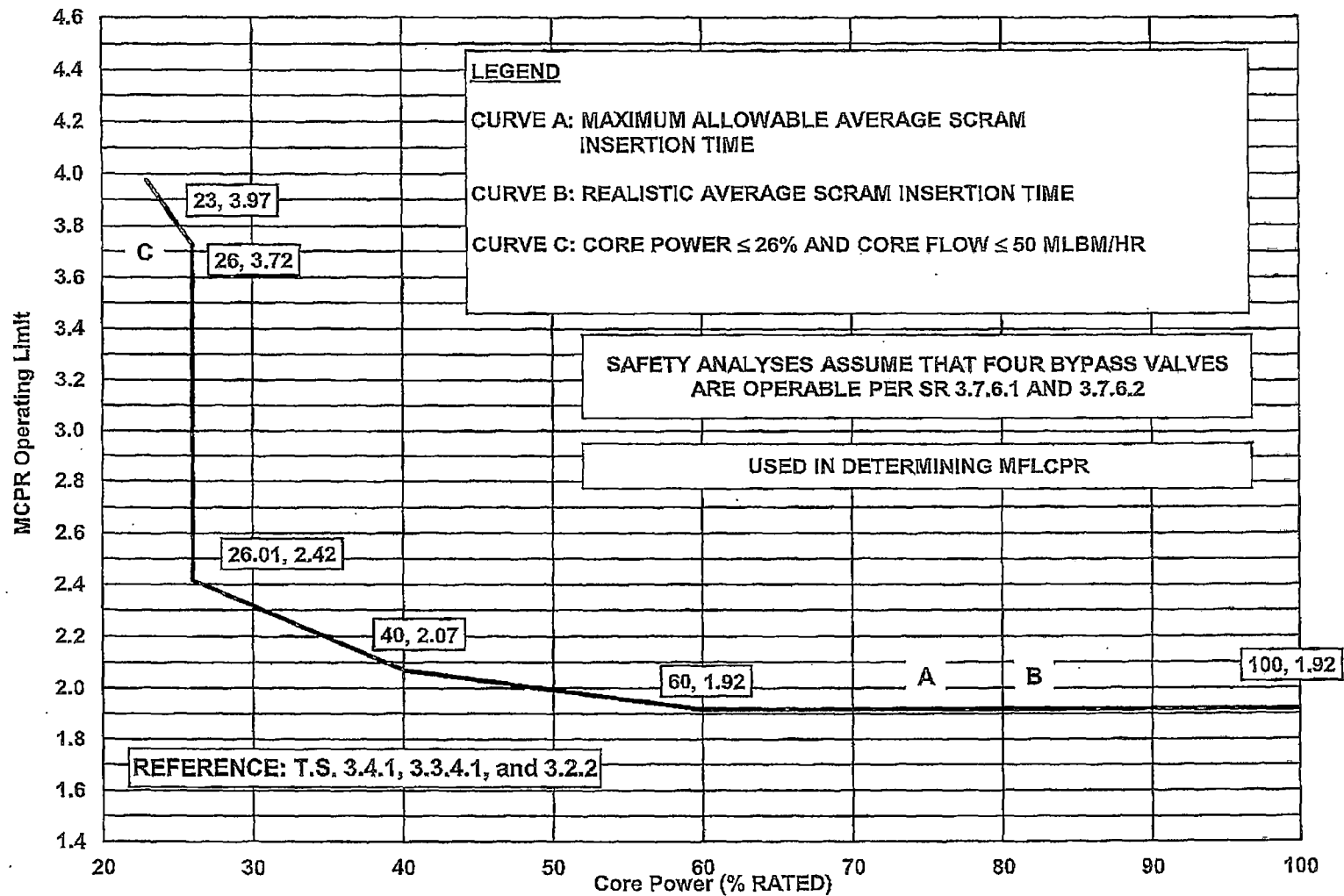
PL-NF-16-001
Rev. 0
Page 50 of 62

SSES UNIT 1 CYCLE 20

SUSQUEHANNA UNIT 1

TRM/3.2-52

EFFECTIVE DATE 03/24/2016



MCPR OPERATING LIMIT VERSUS CORE POWER
EOC-RPT INOPERABLE
SINGLE LOOP OPERATION (BOC to EOC)
FIGURE 8.2-7

Rev. 17

PL-NF-16-001
Rev. 0
Page 51 of 62

Rev. 17

PL-NF-16-001
Rev. 0
Page 52 of 62

Backup Pressure Regulator Inoperable

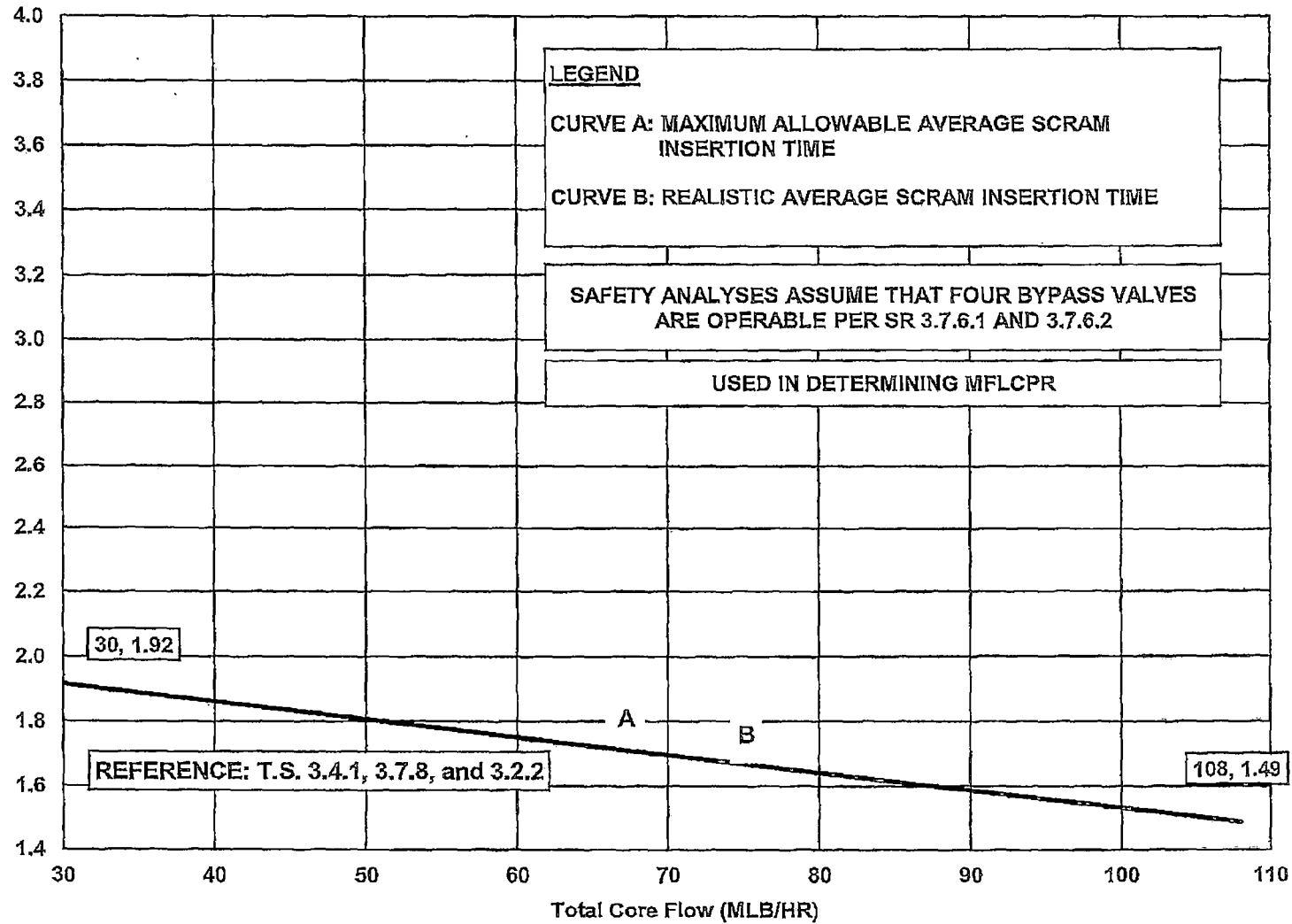
SSES UNIT 1 CYCLE 20

SUSQUEHANNA UNIT 1

TRM/3.2-54

EFFECTIVE DATE 03/24/2016

MCPR Operating Limit



MCPR OPERATING LIMIT VERSUS TOTAL CORE FLOW
BACKUP PRESSURE REGULATOR INOPERABLE
SINGLE LOOP OPERATION (BOC to EOC)
FIGURE 8.2-8

Rev. 17

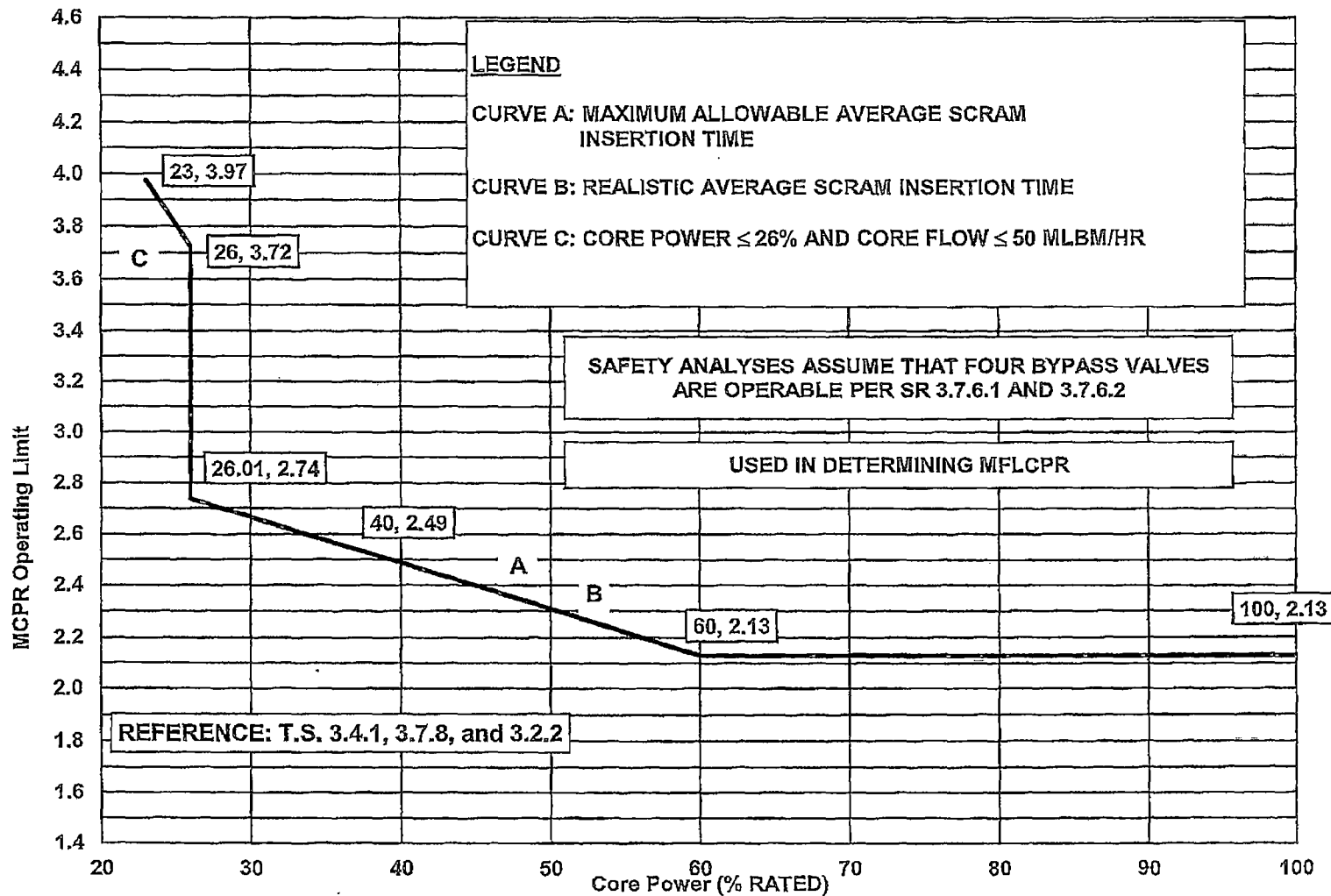
PL-NF-16-001
Rev. 0
Page 53 of 62

SSES UNIT 1 CYCLE 20

SUSQUEHANNA UNIT 1

TRM/3.2-55

EFFECTIVE DATE 03/24/2016



MCPR OPERATING LIMIT VERSUS CORE POWER
BACKUP PRESSURE REGULATOR INOPERABLE
SINGLE LOOP OPERATION (BOC to EOC)
FIGURE 8.2-9

Rev. 17

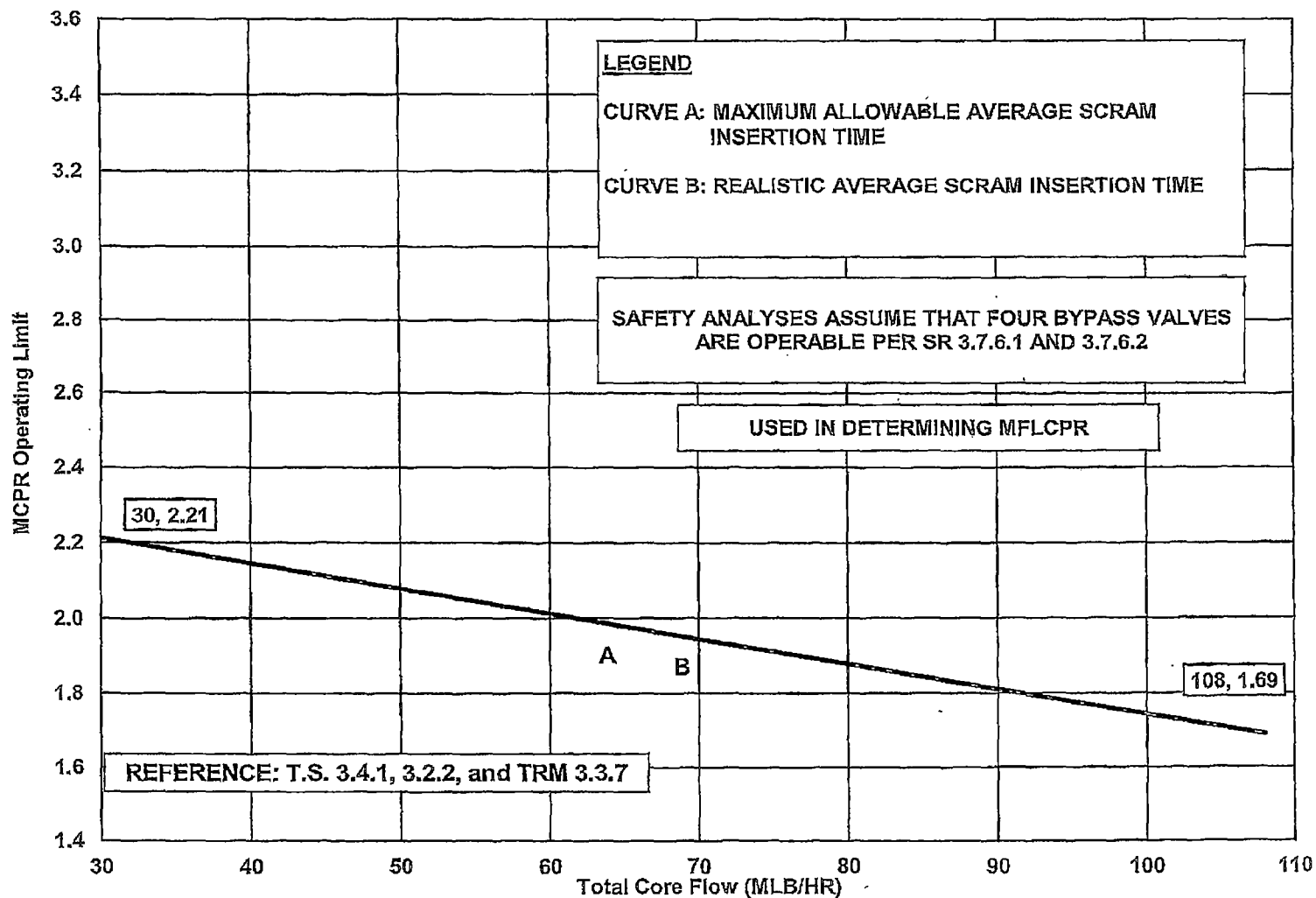
PL-NF-16-001
Rev. 0
Page 54 of 62

Rev. 17

PL-NF-16-001
Rev. 0
Page 55 of 62

One TSV or TCV Closed

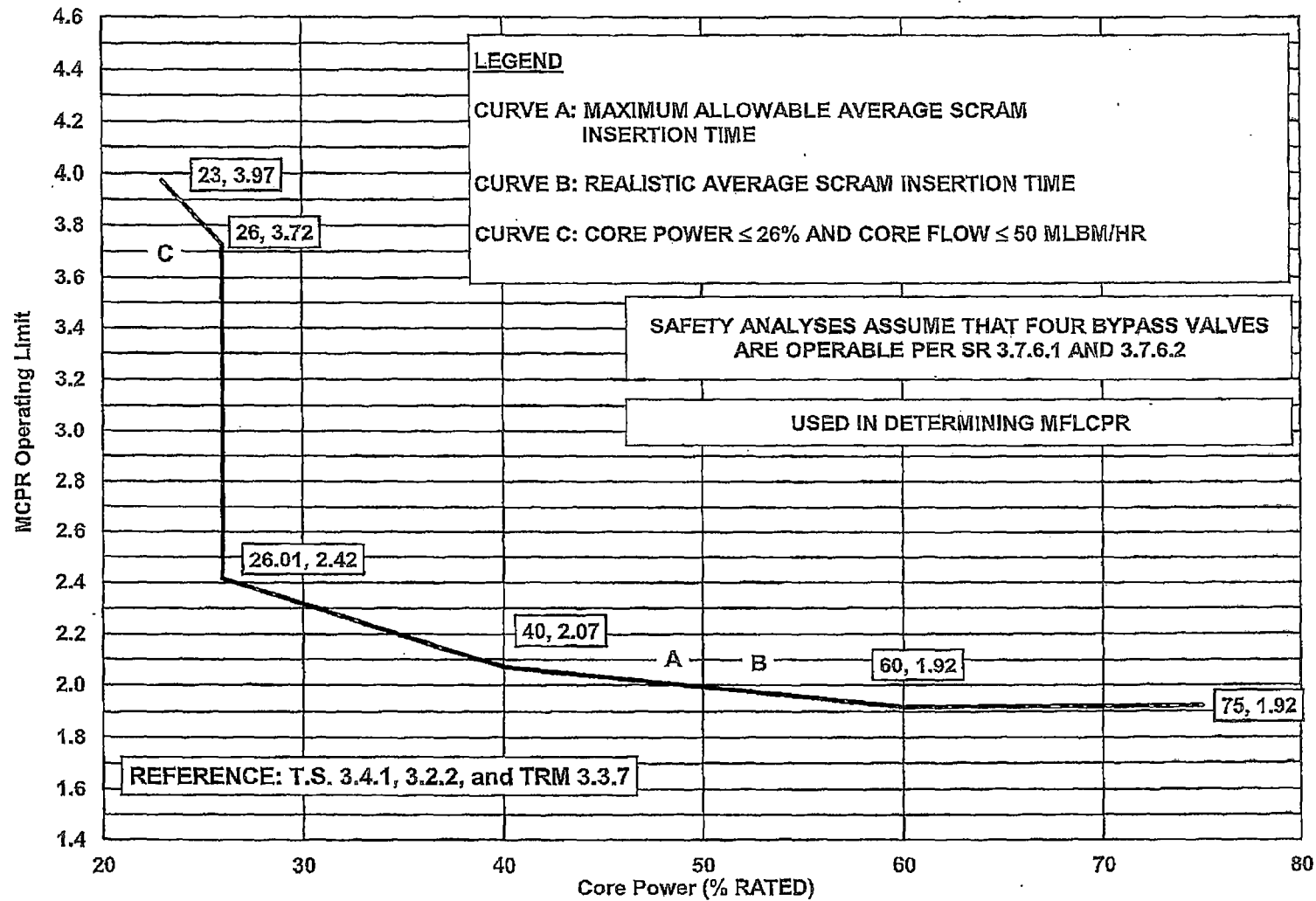
SSS UNIT 1 CYCLE 20



MCPR OPERATING LIMIT VERSUS TOTAL CORE FLOW
ONE TSV OR TCV CLOSED*
SINGLE LOOP OPERATION (BOC to EOC)
FIGURE 8.2-10

* operation with one TSV/TCV closed is only supported at power levels $\leq 75\%$ power

SSS UNIT 1 CYCLE 20



MCPR OPERATING LIMIT VERSUS CORE POWER
ONE TSV OR TCV CLOSED
SINGLE LOOP OPERATION (BOC to EOC)
FIGURE 8.2-11

9.0 POWER / FLOW MAP

9.1 Technical Specification Reference

Technical Specification 3.3.1.1

9.2 Description

Monitor reactor conditions to maintain THERMAL POWER / core flow outside of Stability Regions I and II of the Power / Flow map, Figure 9.1.

If the OPRM Instrumentation is OPERABLE per TS 3.3.1.1, Region I of the Power / Flow map is considered an immediate exit region.

If the OPRM Instrumentation is inoperable per TS 3.3.1.1, Region I of the Power / Flow map is considered an immediate scram region.

Region II of the Power / Flow map is considered an immediate exit region regardless of the operability of the OPRM Instrumentation.

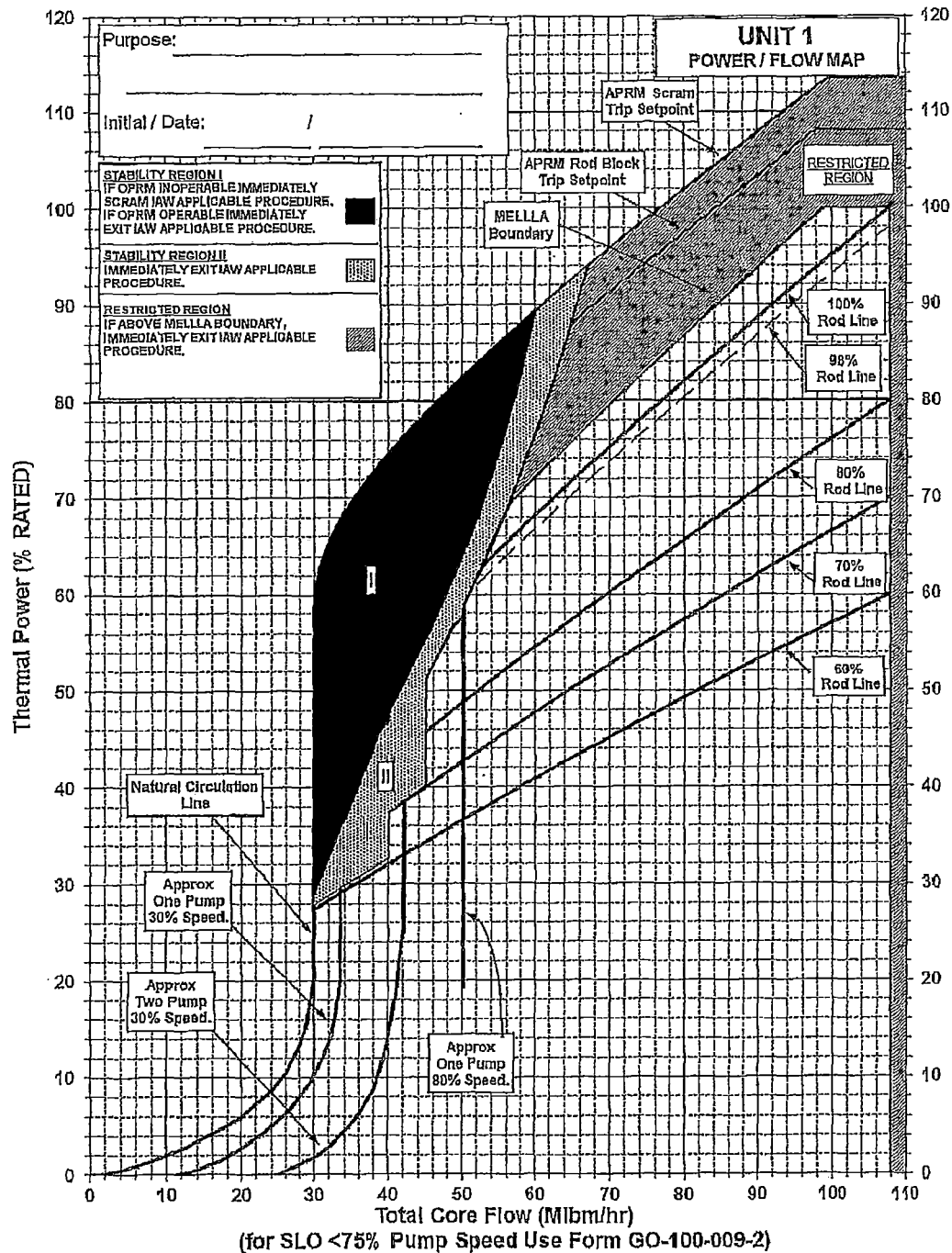


Figure 9.1 .
SSES Unit 1 Cycle 20 Power / Flow Map

10.0 OPRM SETPOINTS

10.1 Technical Specification Reference

Technical Specification 3.3.1.1

10.2 Description

Setpoints for the OPRM Instrumentation are established that will reliably detect and suppress anticipated stability related power oscillations while providing a high degree of confidence that the MCPR Safety limit is not violated. The setpoints are described in Section 2.0 and are listed below:

$$S_p = 1.11$$

$$N_p = 15$$

$$F_p = 60 \text{ Mlbm / hr}$$

11.0 REFERENCES

- 11.1 The analytical methods used to determine the core operating limits shall be those previously reviewed and approved by the NRC, specifically those described in the following documents:
1. XN-NF-81-58(P)(A), Revision 2 and Supplements 1 and 2, "RODEX2 Fuel Rod Thermal-Mechanical Response Evaluation Model," Exxon Nuclear Company, March 1984.
 2. EMF-2361(P)(A), Revision 0, "EXEM BWR-2000 ECCS Evaluation Model," Framatome ANP, May 2001.
 3. EMF-2292(P)(A), Revision 0, "ATRIUM™-10: Appendix K Spray Heat Transfer Coefficients," Siemens Power Corporation, September 2000.
 4. XN-NF-84-105(P)(A), Volume 1 and Volume 1 Supplements 1 and 2, : "XCOBRA-T: A Computer Code for BWR Transient Thermal-Hydraulic Core Analysis," Exxon Nuclear Company, February 1987.
 5. XN-NF-80-19(P)(A), Volume 1 and Supplements 1 and 2, "Exxon Nuclear Methodology for Boiling Water Reactors: Neutronic Methods for Design and Analysis," Exxon Nuclear Company, March 1983.
 6. XN-NF-80-19(P)(A), Volumes 2, 2A, 2B, and 2C "Exxon Nuclear Methodology for Boiling Water Reactors: EXEM BWR ECCS Evaluation Model," Exxon Nuclear Company, September 1982.
 7. XN-NF-80-19(P)(A), Volume 3 Revision 2 "Exxon Nuclear Methodology for Boiling Water Reactors Thermex: Thermal Limits Methodology Summary Description," Exxon Nuclear Company, January 1987.
 8. XN-NF-80-19(P)(A), Volume 4, Revision 1, "Exxon Nuclear Methodology for Boiling Water Reactors: Application of the ENC Methodology to BWR Reloads," Exxon Nuclear Company, June 1986.
 9. XN-NF-85-67(P)(A), Revision 1, "Generic Mechanical Design for Exxon Nuclear Jet Pump BWR Reload Fuel," Exxon Nuclear Company, Inc., September 1986.
 10. ANF-524(P)(A), Revision 2 and Supplements 1 and 2, "Advanced Nuclear Fuels Corporation Critical Power Methodology for Boiling Water Reactors," November 1990.
 11. NE-092-001A, Revision 1, "Licensing Topical Report for Power Uprate With Increased Core Flow," Pennsylvania Power & Light Company, December 1992 and NRC SER (November 30, 1993).

12. ANF-89-98(P)(A) Revision 1 and Supplement 1, "Generic Mechanical Design Criteria for BWR Fuel Designs," Advanced Nuclear Fuels Corporation, May 1995.
13. EMF-2209(P)(A), Revision 3, "SPCB Critical Power Correlation," AREVA NP, September 2009.
14. EMF-85-74(P)(A), Revision 0, Supplement 1(P)(A) and Supplement 2(P)(A), "RODEX2A (BWR) Fuel Rod Thermal-Mechanical Evaluation Model," Siemens Power Corporation, February 1998.
15. EMF-2158(P)(A), Revision 0, "Siemens Power Corporation Methodology for Boiling Water Reactors: Evaluation and Validation of CASMO-4/Microburn-B2," Siemens Power Corporation, October 1999.
16. EMF-CC-074(P)(A), Volume 4, Revision 0, "BWR Stability Analysis - Assessment of STAIFF with Input from MICROBURN-B2," Siemens Power Corporation, August 2000.
17. NEDO-32465-A, "BWROG Reactor Core Stability Detect and Suppress Solutions Licensing Basis Methodology for Reload Applications," August 1996.
18. ANF-913(P)(A), Volume 1 Revision 1 and Volume 1 Supplements 2, 3, and 4, "COTRANSA2: A Computer Program for Boiling Water Reactor Transient Analyses," Advanced Nuclear Fuels Corporation, August 1990.
19. ANF-1358(P)(A), Revision 3, "The Loss of Feedwater Heating Transient in Boiling Water Reactors," Framatome ANP, September 2005.