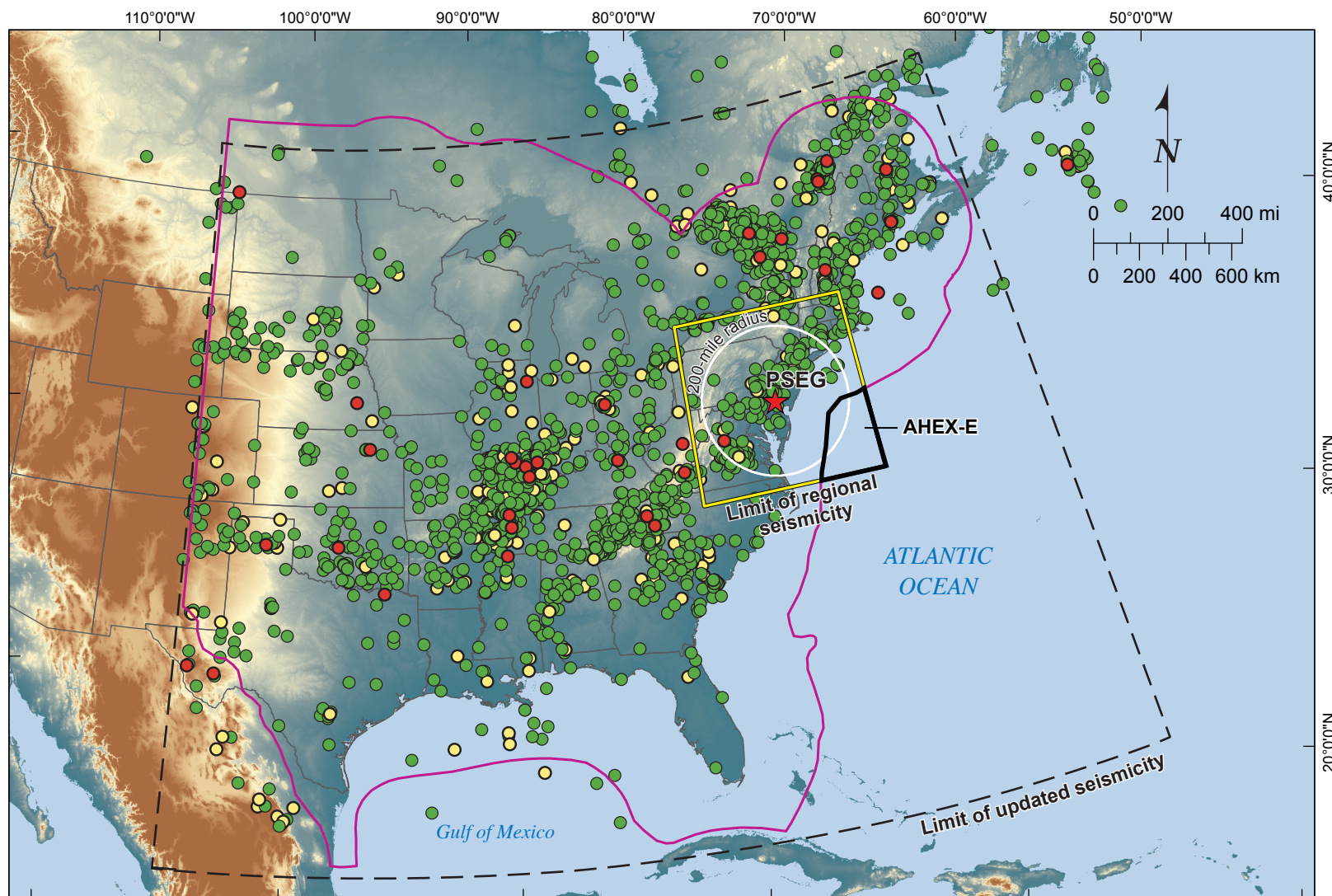
			
United States Nuclear Regulatory Commission Official Hearing Exhibit			
In the Matter of:		PSEG POWER, LLC AND PSEG NUCLEAR, LLC (Early Site Permit Application)	
ASLBP #:	15-943-01-ESP-BD01	Identified: 03/24/2016	
Docket #:	05200043		
Exhibit #:	PSEG004M-MA-BD01		
Admitted:	03/24/2016		
Rejected:			
Other:		Withdrawn: Stricken:	

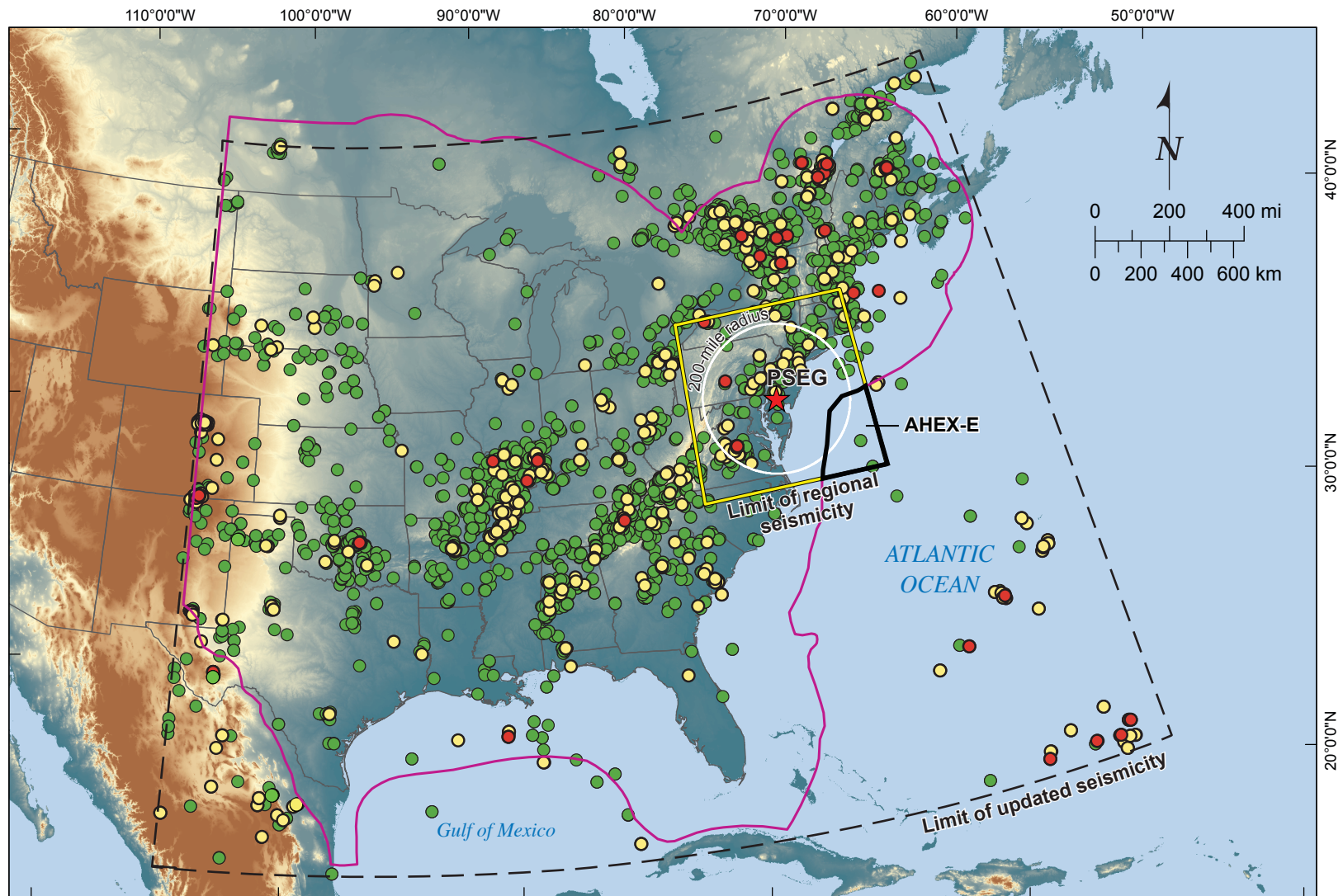


Explanation

- CEUS SSC Study Region
- AHX-E seismic source zone

- Earthquake Epicenters
(by estimated moment magnitude E[M])
CEUS SSC Seismicity Catalog/NUREG-2115
- 2.90 - 3.99
 - 4.00 - 4.99
 - 5.00 - 5.80

PSEG Power, LLC	
PSEG Site ESPA	
Part 2, Site Safety Analysis Report	
CEUS SSC (NUREG-2115)	
Seismicity Catalog	
FIGURE 2.5.2-56	
Rev 0	



Explanation

- CEUS SSC Study Region
- AHX-E seismic source zone

- Earthquake Epicenters
(by estimated moment magnitude $E[M]$)
Updated CEUS SSC Seismicity Catalog
- 2.90 - 3.99
 - 4.00 - 4.99
 - 5.00 - 5.80

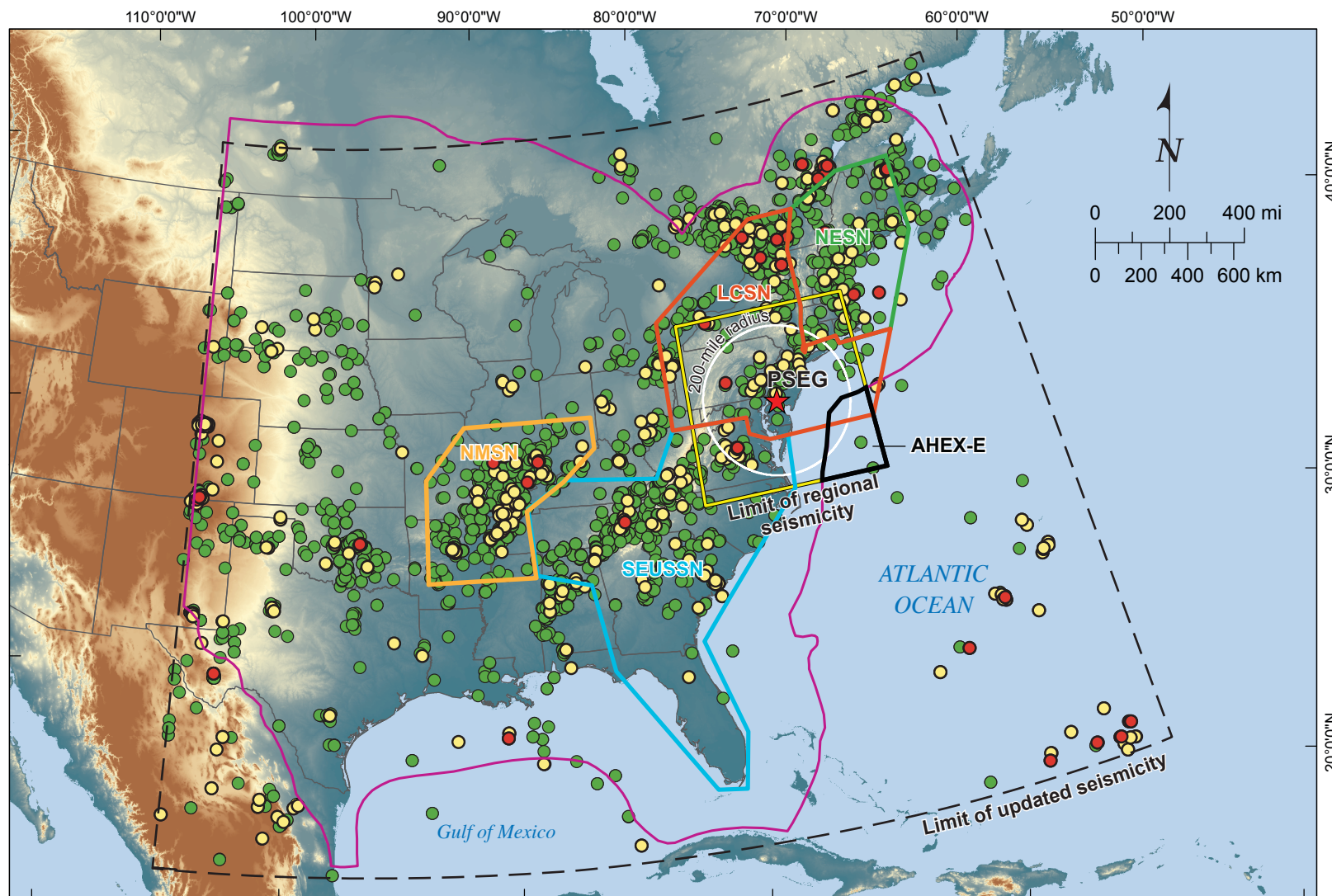
PSEG Power, LLC

PSEG Site ESPA
Part 2, Site Safety Analysis Report

Large Updated Seismicity Catalog
for CEUS SSC Study Region

FIGURE 2.5.2-57

Rev 0



Explanation

- CEUS SSC Study Region
- AHX-E seismic source zone
- LCSN Lamont-Doherty Cooperative Seismographic Network
- NESN New England Seismic Network
- NMSN New Madrid Seismic Network
- SEUSSN Southeastern U.S. Seismic Network

- Earthquake Epicenters
(by estimated moment magnitude $E[M]$)
Updated CEUS SSC Seismicity Catalog
- 2.90 - 3.99
 - 4.00 - 4.99
 - 5.00 - 5.80

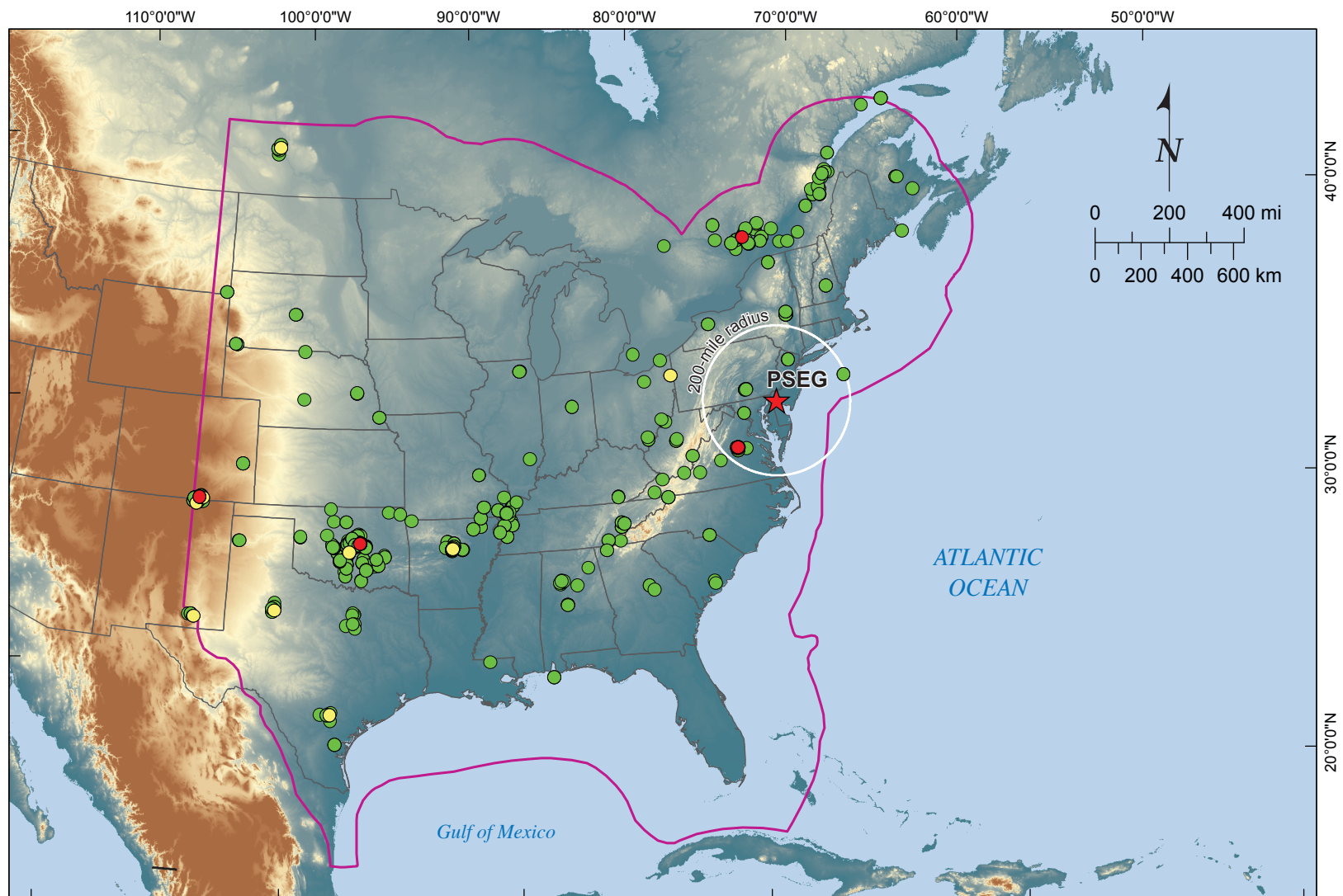
PSEG Power, LLC

PSEG Site ESPA
Part 2, Site Safety Analysis Report

ANSS Authoritative Regions

FIGURE 2.5.2-58

Rev 0



Explanation

— CEUS seismotectonic zone

Earthquake Epicenters
(by estimated moment magnitude $E[M]$)
Updated CEUS SSC Seismicity Catalog
(1/1/2009 to 12/31/2011)

● 2.90 - 3.99

● 4.00 - 4.99

● 5.00 - 5.80

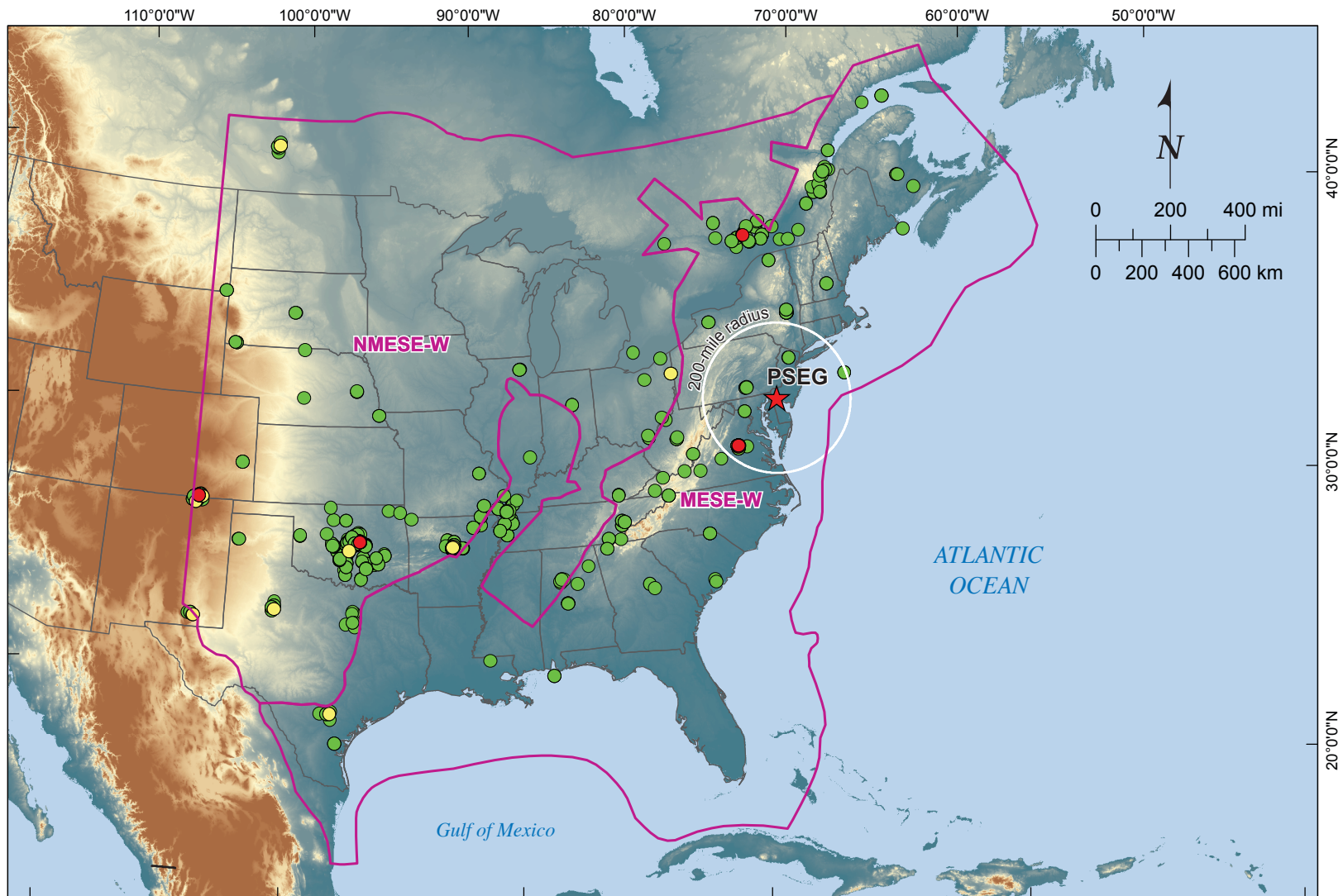
PSEG Power, LLC

PSEG Site ESPA
Part 2, Site Safety Analysis Report

Updated Seismicity Catalog
for CEUS SSC Study Region

FIGURE 2.5.2-59

Rev 0



Explanation

— CEUS seismotectonic zone

Earthquake Epicenters
(by estimated moment magnitude E[M])
Updated CEUS SSC Seismicity Catalog
(1/1/2009 to 12/31/2011)

● 2.90 - 3.99

● 4.00 - 4.99

● 5.00 - 5.80

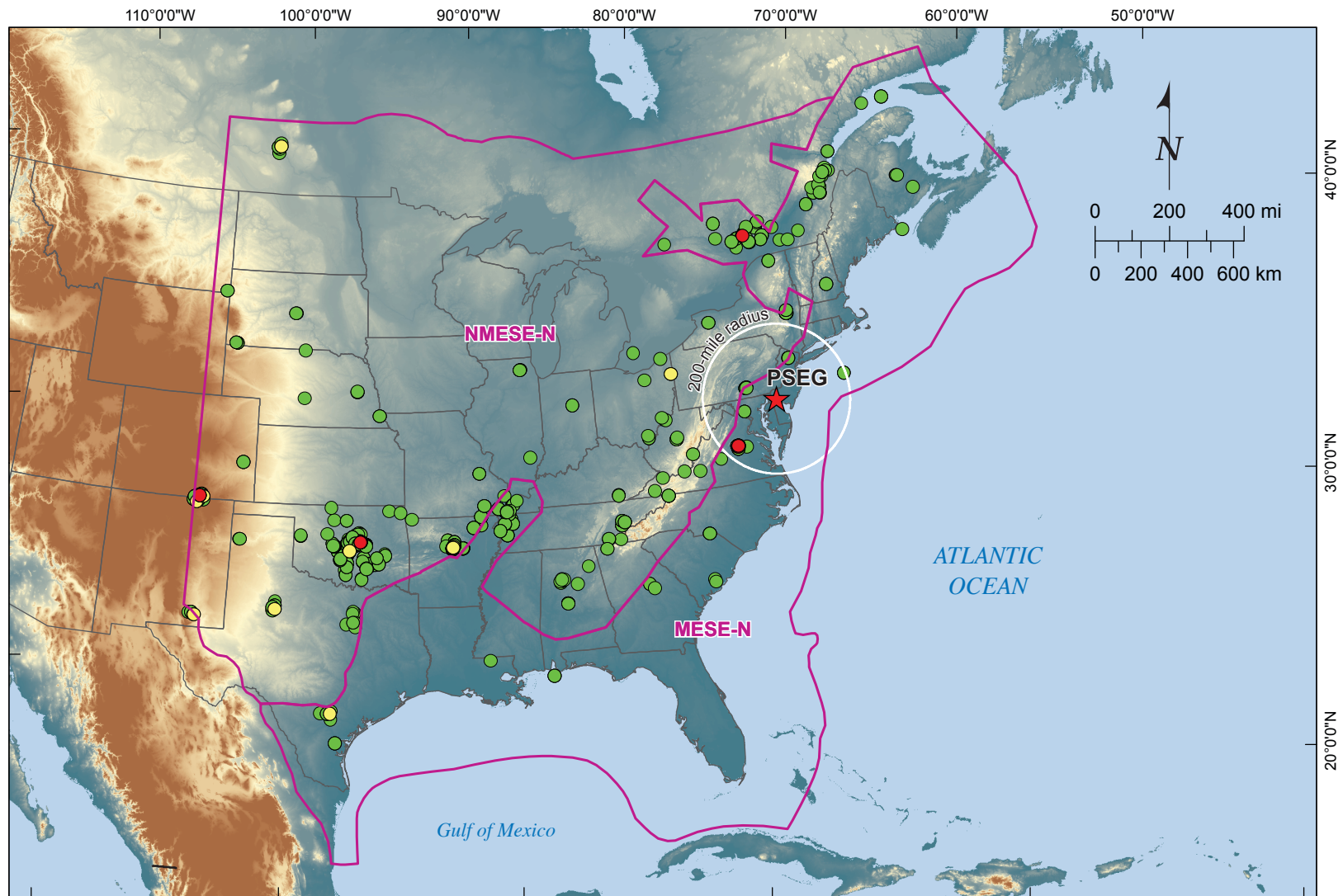
PSEG Power, LLC

PSEG Site ESPA
Part 2, Site Safety Analysis Report

Updated Seismicity Catalog –
CEUS SSC Mmax Source Zones
(Wide Configuration)

FIGURE 2.5.2-60

Rev 0



Explanation

— CEUS seismotectonic zone

Earthquake Epicenters
(by estimated moment magnitude $E[M]$)
Updated CEUS SSC Seismicity Catalog
(1/1/2009 to 12/31/2011)

● 2.90 - 3.99

● 4.00 - 4.99

● 5.00 - 5.80

PSEG Power, LLC

PSEG Site ESPA
Part 2, Site Safety Analysis Report

Updated Seismicity Catalog –
CEUS SSC Mmax Source Zones
(Narrow Configuration)

FIGURE 2.5.2-61

Rev 0