

eia Marcellus Region

Drilling Productivity Report

January 2016

drilling data through December
projected production through February

Oil +1
barrels/day
month over month

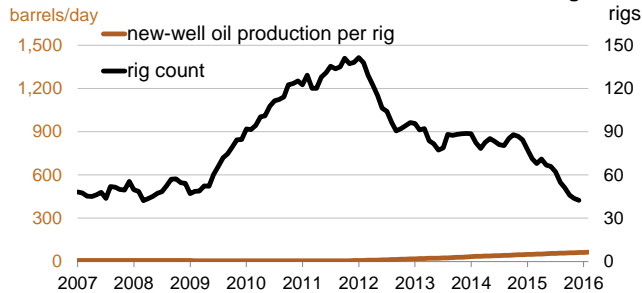
64 February
63 January
barrels/day

Monthly additions from one average rig

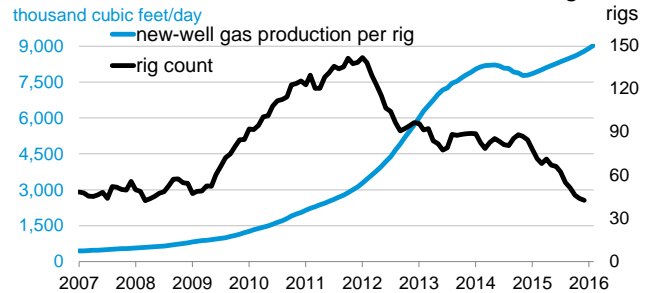
February **9,050**
January **8,917**
thousand cubic feet/day

Gas +133
thousand cubic feet/day
month over month

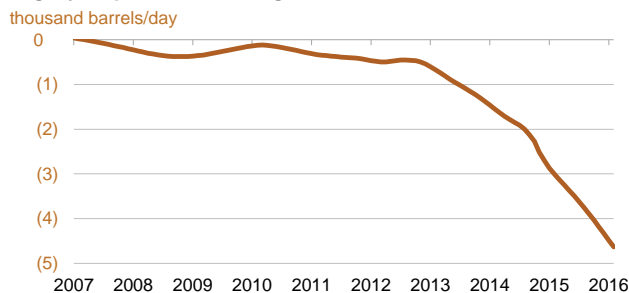
Marcellus Region
New-well oil production per rig



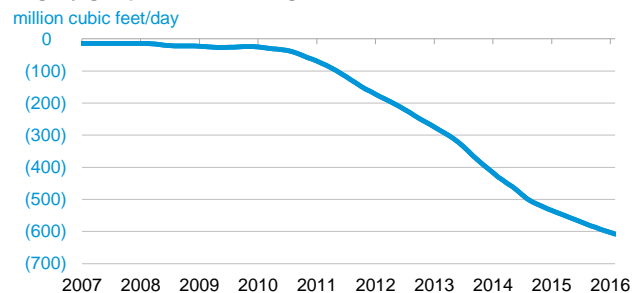
Marcellus Region
New-well gas production per rig



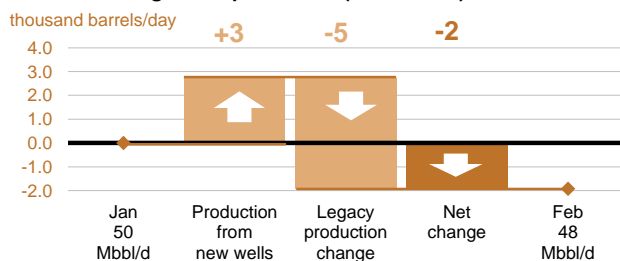
Marcellus Region
Legacy oil production change



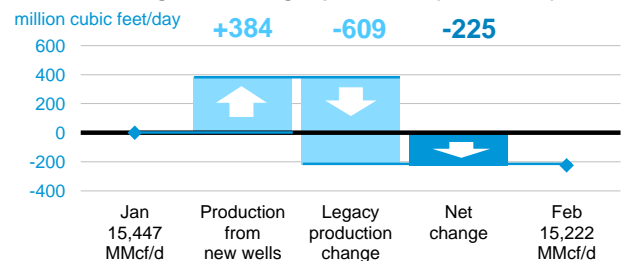
Marcellus Region
Legacy gas production change



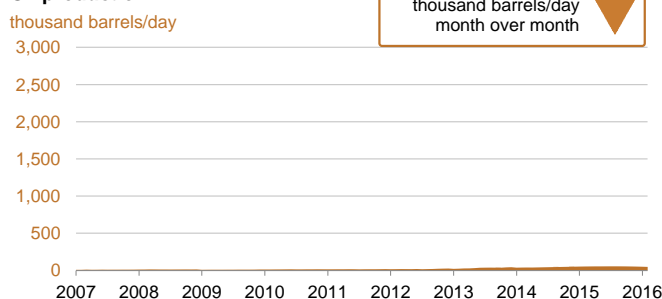
Marcellus Region
Indicated change in oil production (Feb vs. Jan)



Marcellus Region
Indicated change in natural gas production (Feb vs. Jan)

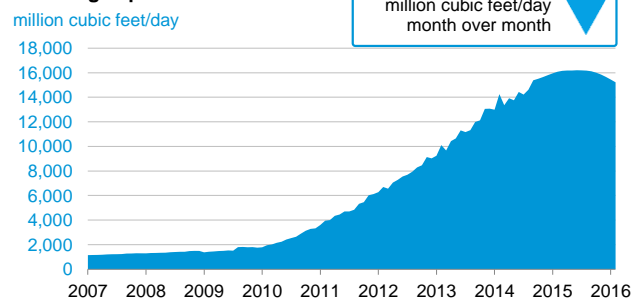


Marcellus Region
Oil production



Oil -2
thousand barrels/day
month over month

Marcellus Region
Natural gas production



Gas -225
million cubic feet/day
month over month