

NRC DISTRIBUTION FOR PART 50 DOCKET MATERIAL

FILE NUMBER
MONTHLY REPORT

TO:

DIRECTOR MPIC

FROM: DUKE POWER COMPANY

422 S CHURCH ST CHARLOTTE, NC

W O PARKER, JR

DATE OF DOCUMENT

2-9-76

DATE RECEIVED

2-11-76

☐ LETTER☐ NOTORIZED☐ ORIGINAL☒ UNCLASSIFIED☐ COPY

PROP

INPUT FORM

NUMBER OF COPIES RECEIVED

1 SIGNED

DESCRIPTION

LETTER TRANS THE FOLLOWING:

ENCLOSURE

MONTHLY REPORT FOR JANUARY 1976

PLANT & COMPONENT OPERABILITY &

AVAILABILITY. THIS REPORT TO BE USED IN

PREPARING GRAY BOOK BY PLANS & OPERATIONS.

PLANT NAME: OCONEE NUCLEAR STATION 1-2-3

ACKNOWLEDGED

DO NOT REMOVE

SAFETY

FOR ACTION/INFORMATION

ENVIRO 2-11-76 RKB

☒

MIPC

W/4 CYS FOR ACTION

INTERNAL DISTRIBUTION

☒

REG FILE

☒

NRC PDR

☒

MCDONALD

☒

S. CHAPMAN

☒

BRANCH CHIEF(L)

PURPLE

☒

LIC. ASST. (L)

SHEPPARD

EXTERNAL DISTRIBUTION

☒

LPDR: WALHALLA, SC

☒

TIC

☒

NSIC

CONTROL NUMBER

284
1357

DUKE POWER COMPANY

POWER BUILDING

422 SOUTH CHURCH STREET, CHARLOTTE, N. C. 28242


WILLIAM O. PARKER, JR.
VICE PRESIDENT
STEAM PRODUCTION

Regulatory Docket File

TELEPHONE: AREA 704
373-4083

February 9, 1976

Director
Office of Management Information
and Program Control
U. S. Nuclear Regulatory Commission
Washington, D. C. 20555

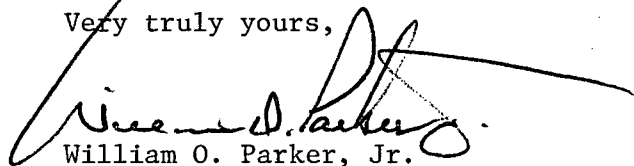


Re: Oconee Nuclear Station
Docket Nos. 50-269, -270, -287

Dear Sir:

Please find attached information concerning the performance and operating status of the Oconee Nuclear Station for the month of January 1976.

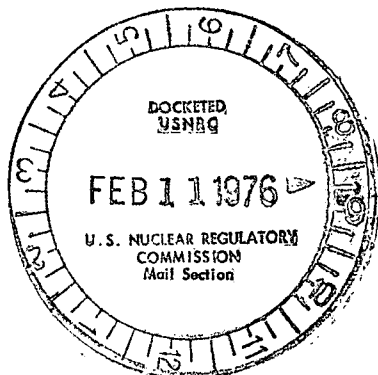
Very truly yours,


William O. Parker, Jr.

MST:mmmb

Attachment

CC Mr. Norman C. Moseley



UNIT Oconee Unit 1
DATE 02/09/76
DOCKET NO. 50-269
PREPARED BY M. S. Tuckman

OPERATING STATUS

1. REPORTING PERIOD: January 1 THROUGH January 31, 1976

GROSS HOURS IN REPORTING PERIOD: 744

2. CURRENTLY AUTHORIZED POWER LEVEL (MWt): 2568 NET CAPABILITY
(MWe-Net): 871

3. POWER LEVEL TO WHICH RESTRICTED (IF ANY): (MWe-Net) NONE

4. REASONS FOR RESTRICTION (IF ANY)

	<u>This Month</u>	<u>Year to Date</u>	<u>Cumulative</u>
5. NUMBER OF HOURS THE REACTOR WAS CRITICAL	<u>714.9</u>	<u>714.9</u>	<u>17487.0</u>
6. REACTOR RESERVE SHUTDOWN HOURS	<u>-</u>	<u>-</u>	<u>-</u>
7. HOURS GENERATOR ON-LINE	<u>661.8</u>	<u>661.8</u>	<u>15592.6</u>
8. UNIT RESERVE SHUTDOWN HOURS	<u>-</u>	<u>-</u>	<u>-</u>
9. GROSS THERMAL ENERGY GENERATED (MWH)	<u>1662183</u>	<u>1662183</u>	<u>35886325</u>
10. GROSS ELECTRICAL ENERGY GENERATED (MWH)	<u>567790</u>	<u>567790</u>	<u>12462510</u>
11. NET ELECTRICAL ENERGY GENERATED (MWH)	<u>540547</u>	<u>540547</u>	<u>11779196</u>
12. REACTOR SERVICE FACTOR	<u>96.1</u>	<u>96.1</u>	<u>78.3</u>
13. REACTOR AVAILABILITY FACTOR	<u>100.0</u>	<u>100.0</u>	<u>71.3</u>
14. UNIT SERVICE FACTOR	<u>89.0</u>	<u>89.0</u>	<u>69.9</u>
15. UNIT AVAILABILITY FACTOR	<u>89.0</u>	<u>89.0</u>	<u>70.0</u>
16. UNIT CAPACITY FACTOR (Using Net Capability)	<u>83.4</u>	<u>83.4</u>	<u>60.6</u>
17. UNIT CAPACITY FACTOR (Using Design Mwe)	<u>81.9</u>	<u>81.9</u>	<u>59.5</u>
18. UNIT FORCED OUTAGE RATE	<u>11.1</u>	<u>11.1</u>	<u>16.5</u>

19. SHUTDOWNS SCHEDULED OVER NEXT 6 MONTHS (TYPE, DATE & DURATION OF EACH:)

Refueling, February 7, 1976 5 Weeks

20. IF SHUTDOWN AT END OF REPORT PERIOD, ESTIMATED DATE OF STARTUP:

$$\text{REACTOR SERVICE FACTOR} = \frac{\text{HOURS REACTOR WAS CRITICAL}}{\text{HOURS IN REPORTING PERIOD}} \times 100$$

$$\text{REACTOR AVAILABILITY FACTOR} = \frac{\text{HOURS REACTOR WAS AVAILABLE TO OPERATE}}{\text{HOURS IN REPORTING PERIOD}} \times 100$$

$$\text{UNIT SERVICE FACTOR} = \frac{\text{HOURS GENERATOR ON LINE}}{\text{HOURS IN REPORTING PERIOD}} \times 100$$

$$\text{UNIT AVAILABILITY FACTOR} = \frac{\text{HOURS UNIT WAS AVAILABLE TO GENERATE}}{\text{HOURS IN REPORTING PERIOD}} \times 100$$

$$\text{UNIT CAPACITY FACTOR} = \frac{\text{NET ELECTRICAL POWER GENERATED}}{[\text{Net Capability or Design (Mwe-Net)}] \times \text{HOURS IN REPORTING PERIOD}} \times 100$$

$$\text{UNIT FORCED OUTAGE RATE} = \frac{\text{FORCED OUTAGE HOURS}}{\text{HOURS GENERATOR ON LINE} + \text{FORCED OUTAGE HOURS}} \times 100$$

DOCKET NO. 50-269
UNIT Oconee Unit 1
DATE 02/09/76

AVERAGE DAILY UNIT POWER LEVEL

MONTH January 1976

DAY AVERAGE DAILY POWER LEVEL
(MWe-net)

1	<u>840</u>
2	<u>838</u>
3	<u>839</u>
4	<u>839</u>
5	<u>840</u>
6	<u>839</u>
7	<u>839</u>
8	<u>837</u>
9	<u>836</u>
10	<u>747</u>
11	<u>779</u>
12	<u>838</u>
13	<u>839</u>
14	<u>839</u>
15	<u>839</u>
16	<u>830</u>

DAY AVERAGE DAILY POWER LEVEL
(MWe-net)

17	<u>832</u>
18	<u>815</u>
19	<u>829</u>
20	<u>829</u>
21	<u>830</u>
22	<u>99</u>
23	<u>-</u>
24	<u>-</u>
25	<u>170</u>
26	<u>758</u>
27	<u>815</u>
28	<u>830</u>
29	<u>833</u>
30	<u>832</u>
31	<u>830</u>

DAILY UNIT POWER LEVEL FORM INSTRUCTIONS

On this form, list the average daily unit power level in MWe-net for each day in the reporting month. Compute to the nearest whole megawatt.

These figures will be used to plot a graph for each reporting month. Note that by using maximum dependable capacity for the net electrical rating of the unit, there may be occasions when the daily average power level exceeds the 100% line (or the restricted power level line). In such cases, the average daily unit power output sheet should be footnoted to explain the apparent anomaly.

UNIT SHUTDOWNS

DOCKET NO. 50-269

UNIT NAME Oconee Unit 1

DATE 02/09/76

REPORT MONTH January 1976

NO.	DATE	TYPE F-FORCED S-SCHEDULED	DURATION (HOURS)	REASON (1)	METHOD OF SHUTTING DOWN THE REACTOR (2)	CORRECTIVE ACTIONS/COMMENTS
1	760122	F	82.23	A	3	<p>Unit trip due to protective relaying on generator.</p> <div> <div> <p>(1) REASON</p> <p>A--EQUIPMENT FAILURE (EXPLAIN)</p> <p>B--MAINT. OR TEST</p> <p>C--REFUELING</p> <p>D--REGULATORY RESTRICTION</p> <p>E--OPERATOR TRAINING AND LICENSE EXAMINATION</p> <p>F--ADMINISTRATIVE</p> <p>G--OPERATIONAL ERROR (EXPLAIN)</p> <p>H--OTHER (EXPLAIN)</p> </div> <div> <p>(2) METHOD</p> <p>1--MANUAL</p> <p>2--MANUAL SCRAM</p> <p>3--AUTOMATIC SCRAM</p> </div> </div>

SUMMARY:

Unit was base-loaded during the month.

UNIT Oconee Unit 2
DATE 02/09/76
DOCKET NO. 50-270
PREPARED BY M. S. Tuckman

OPERATING STATUS

1. REPORTING PERIOD: January 1 THROUGH January 31, 1976

GROSS HOURS IN REPORTING PERIOD: 744

2. CURRENTLY AUTHORIZED POWER LEVEL (MWt): 2568 NET CAPABILITY

(MWe-Net): 871

3. POWER LEVEL TO WHICH RESTRICTED (IF ANY): (MWe-Net) NONE

4. REASONS FOR RESTRICTION (IF ANY) _____

	<u>This Month</u>	<u>Year to Date</u>	<u>Cumulative</u>
5. NUMBER OF HOURS THE REACTOR WAS CRITICAL	<u>735.9</u>	<u>735.9</u>	<u>9295.0</u>
6. REACTOR RESERVE SHUTDOWN HOURS	<u>-</u>	<u>-</u>	<u>-</u>
7. HOURS GENERATOR ON-LINE	<u>717.5</u>	<u>717.5</u>	<u>8997.0</u>
8. UNIT RESERVE SHUTDOWN HOURS	<u>-</u>	<u>-</u>	<u>-</u>
9. GROSS THERMAL ENERGY GENERATED (MWH)	<u>1783359</u>	<u>1783359</u>	<u>21455787</u>
10. GROSS ELECTRICAL ENERGY GENERATED (MWH)	<u>607940</u>	<u>607940</u>	<u>7308496</u>
11. NET ELECTRICAL ENERGY GENERATED (MWH)	<u>580845</u>	<u>580845</u>	<u>6935996</u>
12. REACTOR SERVICE FACTOR	<u>98.9</u>	<u>98.9</u>	<u>75.9</u>
13. REACTOR AVAILABILITY FACTOR	<u>97.5</u>	<u>97.5</u>	<u>74.2</u>
14. UNIT SERVICE FACTOR	<u>96.4</u>	<u>96.4</u>	<u>73.5</u>
15. UNIT AVAILABILITY FACTOR	<u>96.4</u>	<u>96.4</u>	<u>73.5</u>
16. UNIT CAPACITY FACTOR (Using Net Capability)	<u>89.6</u>	<u>89.6</u>	<u>65.1</u>
17. UNIT CAPACITY FACTOR (Using Design Mwe)	<u>88.0</u>	<u>88.0</u>	<u>63.9</u>
18. UNIT FORCED OUTAGE RATE	<u>3.6</u>	<u>3.6</u>	<u>23.7</u>

19. SHUTDOWNS SCHEDULED OVER NEXT 6 MONTHS (TYPE, DATE & DURATION OF EACH:)

Refueling - May 3, 1976 - 5 Weeks

20. IF SHUTDOWN AT END OF REPORT PERIOD, ESTIMATED DATE OF STARTUP:

$$\text{REACTOR SERVICE FACTOR} = \frac{\text{HOURS REACTOR WAS CRITICAL}}{\text{HOURS IN REPORTING PERIOD}} \times 100$$

$$\text{REACTOR AVAILABILITY FACTOR} = \frac{\text{HOURS REACTOR WAS AVAILABLE TO OPERATE}}{\text{HOURS IN REPORTING PERIOD}} \times 100$$

$$\text{UNIT SERVICE FACTOR} = \frac{\text{HOURS GENERATOR ON LINE}}{\text{HOURS IN REPORTING PERIOD}} \times 100$$

$$\text{UNIT AVAILABILITY FACTOR} = \frac{\text{HOURS UNIT WAS AVAILABLE TO GENERATE}}{\text{HOURS IN REPORTING PERIOD}} \times 100$$

$$\text{UNIT CAPACITY FACTOR} = \frac{\text{NET ELECTRICAL POWER GENERATED}}{[\text{Net Capability or Design (Mwe-Net)}] \times \text{HOURS IN REPORTING PERIOD}} \times 100$$

$$\text{UNIT FORCED OUTAGE RATE} = \frac{\text{FORCED OUTAGE HOURS}}{\text{HOURS GENERATOR ON LINE} + \text{FORCED OUTAGE HOURS}} \times 100$$

DOCKET NO. 50-270UNIT Oconee Unit 2DATE 02/09/76**AVERAGE DAILY UNIT POWER LEVEL**MONTH January 1976**DAY** **AVERAGE DAILY POWER LEVEL**
 (MWe-net)

1	<u>844</u>
2	<u>842</u>
3	<u>842</u>
4	<u>843</u>
5	<u>843</u>
6	<u>843</u>
7	<u>842</u>
8	<u>842</u>
9	<u>841</u>
10	<u>810</u>
11	<u>65</u>
12	<u>594</u>
13	<u>743</u>
14	<u>838</u>
15	<u>841</u>
16	<u>841</u>

DAY **AVERAGE DAILY POWER LEVEL**
 (MWe-net)

17	<u>842</u>
18	<u>840</u>
19	<u>835</u>
20	<u>834</u>
21	<u>835</u>
22	<u>833</u>
23	<u>747</u>
24	<u>378</u>
25	<u>720</u>
26	<u>828</u>
27	<u>840</u>
28	<u>839</u>
29	<u>839</u>
30	<u>837</u>
31	<u>839</u>

DAILY UNIT POWER LEVEL FORM INSTRUCTIONS

On this form, list the average daily unit power level in MWe-net for each day in the reporting month. Compute to the nearest whole megawatt.

These figures will be used to plot a graph for each reporting month. Note that by using maximum dependable capacity for the net electrical rating of the unit, there may be occasions when the daily average power level exceeds the 100% line (or the restricted power level line). In such cases, the average daily unit power output sheet should be footnoted to explain the apparent anomaly.

UNIT SHUTDOWNS

DOCKET NO. 50-270

UNIT NAME Oconee Unit 2

DATE 09/09/76

REPORT MONTH January 1976

NO.	DATE	TYPE F-FORCED S-SCHEDULED	DURATION (HOURS)	REASON (1)	METHOD OF SHUTTING DOWN THE REACTOR (2)	CORRECTIVE ACTIONS/COMMENTS
1	760110	F	18.72	F	1	Reactor was shutdown to identify reactor coolant system leakage
2	760123	F	7.82	B		Unit was placed in hot standby to inspect generator exciter.
						<div> <div>(1) REASON</div> <div> A-EQUIPMENT FAILURE (EXPLAIN) B-MAINT. OR TEST. C-REFUELING D-REGULATORY RESTRICTION E-OPERATOR TRAINING AND LICENSE EXAMINATION F-ADMINISTRATIVE G-OPERATIONAL ERROR (EXPLAIN) H-OTHER (EXPLAIN) </div> </div> <div> <div>(2) METHOD</div> <div> 1-MANUAL 2-MANUAL SCRAM 3-AUTOMATIC SCRAM </div> </div>

SUMMARY:

Unit was base-loaded during the month.

UNIT Oconee Unit 3
DATE 02/09/76
DOCKET NO. 50-287
PREPARED BY M. S. Tuckman

OPERATING STATUS

1. REPORTING PERIOD: January 1 THROUGH January 31, 1976
GROSS HOURS IN REPORTING PERIOD: 744

2. CURRENTLY AUTHORIZED POWER LEVEL (MWt): 2568 NET CAPABILITY
(MWe-Net): 871

3. POWER LEVEL TO WHICH RESTRICTED (IF ANY): (MWe-Net) NONE

4. REASONS FOR RESTRICTION (IF ANY)

	<u>This Month</u>	<u>Year to Date</u>	<u>Cumulative</u>
5. NUMBER OF HOURS THE REACTOR WAS CRITICAL	<u>728.0</u>	<u>728.0</u>	<u>7872.3</u>
6. REACTOR RESERVE SHUTDOWN HOURS	<u>-</u>	<u>-</u>	<u>-</u>
7. HOURS GENERATOR ON-LINE	<u>717.5</u>	<u>717.5</u>	<u>7666.2</u>
8. UNIT RESERVE SHUTDOWN HOURS	<u>-</u>	<u>-</u>	<u>-</u>
9. GROSS THERMAL ENERGY GENERATED (MWH)	<u>1749471</u>	<u>1749471</u>	<u>17667521</u>
10. GROSS ELECTRICAL ENERGY GENERATED (MWH)	<u>600740</u>	<u>600740</u>	<u>6045654</u>
11. NET ELECTRICAL ENERGY GENERATED (MWH)	<u>574925</u>	<u>574925</u>	<u>5753359</u>
12. REACTOR SERVICE FACTOR	<u>97.9</u>	<u>97.9</u>	<u>79.6</u>
13. REACTOR AVAILABILITY FACTOR	<u>97.2</u>	<u>97.2</u>	<u>82.4</u>
14. UNIT SERVICE FACTOR	<u>96.4</u>	<u>96.4</u>	<u>77.5</u>
15. UNIT AVAILABILITY FACTOR	<u>96.4</u>	<u>96.4</u>	<u>77.5</u>
16. UNIT CAPACITY FACTOR (Using Net Capability)	<u>88.7</u>	<u>88.7</u>	<u>66.8</u>
17. UNIT CAPACITY FACTOR (Using Design Mwe)	<u>87.1</u>	<u>87.1</u>	<u>65.6</u>
18. UNIT FORCED OUTAGE RATE	<u>3.6</u>	<u>3.6</u>	<u>10.7</u>

19. SHUTDOWNS SCHEDULED OVER NEXT 6 MONTHS (TYPE, DATE & DURATION OF EACH:)

20. IF SHUTDOWN AT END OF REPORT PERIOD, ESTIMATED DATE OF STARTUP:

$$\text{REACTOR SERVICE FACTOR} = \frac{\text{HOURS REACTOR WAS CRITICAL}}{\text{HOURS IN REPORTING PERIOD}} \times 100$$

$$\text{REACTOR AVAILABILITY FACTOR} = \frac{\text{HOURS REACTOR WAS AVAILABLE TO OPERATE}}{\text{HOURS IN REPORTING PERIOD}} \times 100$$

$$\text{UNIT SERVICE FACTOR} = \frac{\text{HOURS GENERATOR ON LINE}}{\text{HOURS IN REPORTING PERIOD}} \times 100$$

$$\text{UNIT AVAILABILITY FACTOR} = \frac{\text{HOURS UNIT WAS AVAILABLE TO GENERATE}}{\text{HOURS IN REPORTING PERIOD}} \times 100$$

$$\text{UNIT CAPACITY FACTOR} = \frac{\text{NET ELECTRICAL POWER GENERATED}}{[\text{Net Capability or Design (Mwe-Net)}] \times \text{HOURS IN REPORTING PERIOD}} \times 100$$

$$\text{UNIT FORCED OUTAGE RATE} = \frac{\text{FORCED OUTAGE HOURS}}{\text{HOURS GENERATOR ON LINE} + \text{FORCED OUTAGE HOURS}} \times 100$$

DOCKET NO. 50-287UNIT Oconee Unit 3DATE 02/09/76**AVERAGE DAILY UNIT POWER LEVEL**MONTH January 1976**AVERAGE DAILY POWER LEVEL
(MWe-net)**

1	<u>631</u>
2	<u>543</u>
3	<u>59</u>
4	<u>571</u>
5	<u>730</u>
6	<u>822</u>
7	<u>827</u>
8	<u>833</u>
9	<u>841</u>
10	<u>844</u>
11	<u>844</u>
12	<u>853</u>
13	<u>849</u>
14	<u>847</u>
15	<u>846</u>
16	<u>844</u>

**AVERAGE DAILY POWER LEVEL
(MWe-net)**

17	<u>849</u>
18	<u>849</u>
19	<u>849</u>
20	<u>847</u>
21	<u>846</u>
22	<u>845</u>
23	<u>844</u>
24	<u>845</u>
25	<u>846</u>
26	<u>846</u>
27	<u>839</u>
28	<u>846</u>
29	<u>847</u>
30	<u>673</u>
31	<u>487</u>

DAILY UNIT POWER LEVEL FORM INSTRUCTIONS

On this form, list the average daily unit power level in MWe-net for each day in the reporting month. Compute to the nearest whole megawatt.

These figures will be used to plot a graph for each reporting month. Note that by using maximum dependable capacity for the net electrical rating of the unit, there may be occasions when the daily average power level exceeds the 100% line (or the restricted power level line). In such cases, the average daily unit power output sheet should be footnoted to explain the apparent anomaly.

UNIT SHUTDOWNS

DOCKET NO. 50-287

UNIT NAME Oconee Unit 3

DATE 02/09/76

REPORT MONTH January 1976

NO.	DATE	TYPE F-FORCED S-SCHEDULED	DURATION (HOURS)	REASON (1)	METHOD OF SHUTTING DOWN THE REACTOR (2)	CORRECTIVE ACTIONS/COMMENTS
1	760102	F	20.90	B	1	Unit was shutdown to add oil to reactor coolant pumps.
1	760130	F	5.63	A	3	Unit tripped due to loss of DC control power to the turbine controls.
<div> <div>(1) REASON</div> <div> A-EQUIPMENT FAILURE (EXPLAIN) B-MAINT. OR TEST. C-REFUELING D-REGULATORY RESTRICTION E-OPERATOR TRAINING AND LICENSE EXAMINATION F-ADMINISTRATIVE G-OPERATIONAL ERROR (EXPLAIN) H-OTHER (EXPLAIN) </div> </div> <div> <div>(2) METHOD</div> <div> 1-MANUAL 2-MANUAL SCRAM 3-AUTOMATIC SCRAM </div> </div>						

SUMMARY:

Unit was base-loaded during the month.